Round 3 - Punta del Este ePrix

FIA Formula E Championship

Results Booklet

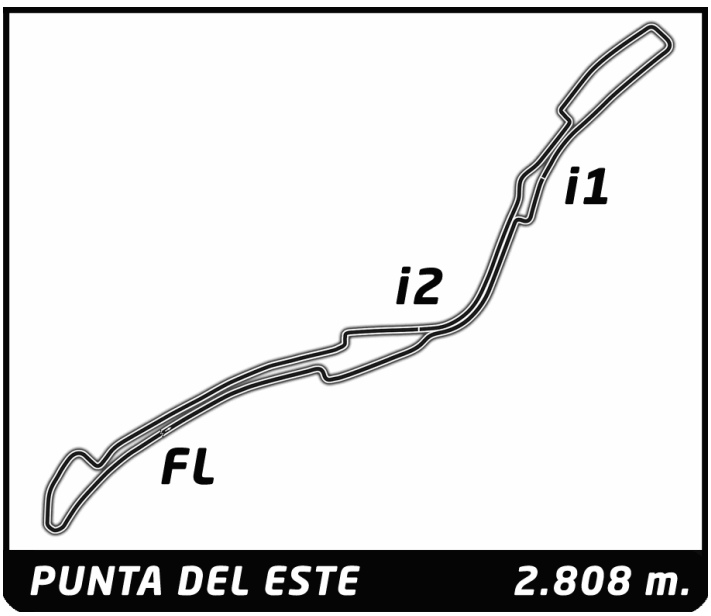

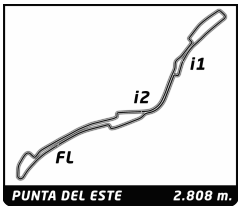

FIA Formula E Championship

Round 3 - Punta del Este ePrix

Shakedown

Classification

Official Timekeeper TAGHeuer

	Nr.	Driver	Nat	Team	Car	Time	Lap	Total	Gap		Kph
1	27	**Jean-Eric Vergne**	FRA	Andretti Autosport Formula E Team	Spark - Renault SRT_01 E	**1:36.085**	4	5	-	-	**105.2**
2	55	**Antonio Felix da Costa**	PRT	Amlin Aguri	Spark - Renault SRT_01 E	**1:37.139**	2	6	+1.054	+1.054	**104.1**
3	23	**Nick Heidfeld**	DEU	Venturi Formula E Team	Spark - Renault SRT_01 E	**1:37.222**	5	6	+1.137	+0.083	**104.0**
4	88	**Antonio Garcia**	ESP	China Racing Formula E Team	Spark - Renault SRT_01 E	**1:37.925**	5	6	+1.840	+0.703	**103.2**
5	21	**Bruno Senna**	BRA	Mahindra Racing Formula E Team	Spark - Renault SRT_01 E	**1:38.145**	5	6	+2.060	+0.220	**103.0**
6	30	**Stéphane Sarrazin**	FRA	Venturi Formula E Team	Spark - Renault SRT_01 E	**1:38.887**	5	6	+2.802	+0.742	**102.2**
7	28	**Matthew Brabham**	USA	Andretti Autosport Formula E Team	Spark - Renault SRT_01 E	**1:39.325**	5	6	+3.240	+0.438	**101.8**
8	8	**Nicolas Prost**	FRA	Team e.dams Renault	Spark - Renault SRT_01 E	**1:40.063**	5	6	+3.978	+0.738	**101.0**
9	9	**Sébastien Buemi**	CHE	Team e.dams Renault	Spark - Renault SRT_01 E	**1:42.981**	2	6	+6.896	+2.918	**98.2**
10	5	**Karun Chandhok**	IND	Mahindra Racing Formula E Team	Spark - Renault SRT_01 E	**1:44.122**	2	5	+8.037	+1.141	**97.1**
11	66	**Daniel Abt**	DEU	Audi Sport ABT Formula E Team	Spark - Renault SRT_01 E	**1:45.956**	2	6	+9.871	+1.834	**95.4**
12	18	**Michela Cerruti**	ITA	Trulli Formula E Team	Spark - Renault SRT_01 E	**1:47.304**	2	6	+11.219	+1.348	**94.2**
13	99	**Nelson Piquet JR**	BRA	China Racing Formula E Team	Spark - Renault SRT_01 E	**1:47.631**	2	6	+11.546	+0.327	**93.9**
14	7	**Jérôme D'Ambrosio**	BEL	Dragon Racing Formula E Team	Spark - Renault SRT_01 E	**1:47.646**	2	6	+11.561	+0.015	**93.9**
15	11	**Lucas di Grassi**	BRA	Audi Sport ABT Formula E Team	Spark - Renault SRT_01 E	**1:47.878**	2	6	+11.793	+0.232	**93.7**
16	6	**Oriol Servià**	ESP	Dragon Racing Formula E Team	Spark - Renault SRT_01 E	**1:48.435**	2	6	+12.350	+0.557	**93.2**
17	3	**Jaime Alguersuari**	ESP	Virgin Racing Formula E Team	Spark - Renault SRT_01 E	**1:48.592**	2	6	+12.507	+0.157	**93.1**
18	10	**Jarno Trulli**	ITA	Trulli Formula E Team	Spark - Renault SRT_01 E	**1:54.023**	2	6	+17.938	+5.431	**88.7**
19	77	**Salvador Duran**	MEX	Amlin Aguri	Spark - Renault SRT_01 E	**2:00.189**	4	5	+24.104	+6.166	**84.1**
20	2	**Sam Bird**	GBR	Virgin Racing Formula E Team	Spark - Renault SRT_01 E	**2:04.343**	4	5	+28.258	+4.154	**81.3**

Fastest Lap	Lap 4	Jean-Eric Vergne	**1:36.085**	105.2 Kph

Published at: .....

Track Status: **DRY**

Race Director:	**Timekeeper:**

Cup Sponsor
Global Partner
Founding Partners

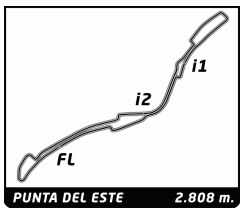

FIA Formula E Championship

Round 3 - Punta del Este ePrix

Shakedown

Best Sector Times

Official Timekeeper TAGHeuer

	SECTOR 1			SECTOR 2			SECTOR 3							
Pos		Driver	Time		Driver	Time		Driver	Time	Pos		Driver	Ideal Lap	Best Lap	
1	8	N.Prost	25.671	66	D.Abt	28.893	7	J.D'Ambrosio	34.025	1	66	D.Abt	1'29.810	1:45.956	(11)
2	99	N.Piquet JR	25.676	99	N.Piquet JR	29.442	55	A.da Costa	34.319	2	7	J.D'Ambrosio	1'30.279	1:47.646	(14)
3	27	J.Vergne	25.745	11	L.di Grassi	29.636	3	J.Alguersuari	34.886	3	99	N.Piquet JR	1'30.727	1:47.631	(13)
4	66	D.Abt	25.800	88	A.Garcia	29.674	77	S.Duran	34.907	4	55	A.da Costa	1'31.589	1:37.139	(2)
5	7	J.D'Ambrosio	25.985	2	S.Bird	29.931	6	O.Servià	35.051	5	77	S.Duran	1'32.309	2:00.189	(19)
6	11	L.di Grassi	26.160	7	J.D'Ambrosio	30.269	66	D.Abt	35.117	6	11	L.di Grassi	1'32.372	1:47.878	(15)
7	55	A.da Costa	26.352	23	N.Heidfeld	30.347	28	M.Brabham	35.274	7	2	S.Bird	1'32.455	2:04.343	(20)
8	10	J.Trulli	26.461	77	S.Duran	30.764	10	J.Trulli	35.287	8	10	J.Trulli	1'32.731	1:54.023	(18)
9	3	J.Alguersuari	26.621	55	A.da Costa	30.918	99	N.Piquet JR	35.609	9	3	J.Alguersuari	1'32.954	1:48.592	(17)
10	77	S.Duran	26.638	10	J.Trulli	30.983	2	S.Bird	35.703	10	23	N.Heidfeld	1'33.497	1:37.222	(3)
11	6	O.Servià	26.774	27	J.Vergne	31.009	21	B.Senna	35.887	11	6	O.Servià	1'33.840	1:48.435	(16)
12	2	S.Bird	26.821	3	J.Alguersuari	31.447	88	A.Garcia	35.951	12	88	A.Garcia	1'33.857	1:37.925	(4)
13	28	M.Brabham	26.977	30	S.Sarrazin	31.879	8	N.Prost	36.046	13	8	N.Prost	1'34.583	1:40.063	(8)
14	23	N.Heidfeld	27.052	6	O.Servià	32.015	23	N.Heidfeld	36.098	14	27	J.Vergne	1'34.688	1:36.085	(1)
15	21	B.Senna	27.302	18	M.Cerruti	32.392	9	S.Buemi	36.323	15	28	M.Brabham	1'34.977	1:39.325	(7)
16	18	M.Cerruti	27.584	28	M.Brabham	32.726	11	L.di Grassi	36.576	16	21	B.Senna	1'36.175	1:38.145	(5)
17	9	S.Buemi	27.907	9	S.Buemi	32.732	5	K.Chandhok	36.607	17	18	M.Cerruti	1'36.927	1:47.304	(12)
18	88	A.Garcia	28.232	8	N.Prost	32.866	30	S.Sarrazin	36.608	18	9	S.Buemi	1'36.962	1:42.981	(9)
19	5	K.Chandhok	28.457	21	B.Senna	32.986	18	M.Cerruti	36.951	19	30	S.Sarrazin	1'37.435	1:38.887	(6)
20	30	S.Sarrazin	28.948	5	K.Chandhok	33.020	27	J.Vergne	37.934	20	5	K.Chandhok	1'38.084	1:44.122	(10)

Cup Sponsor
Global Partner
Founding Partners

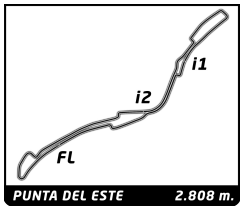

FIA Formula E Championship

Round 3 - Punta del Este ePrix

Shakedown

Fastest Lap Sequence

Official Timekeeper TAGHeuer

Practice Time	Driver	Team	Car	Time	Kph	Lap
3:51.378	5 Karun Chandhok	Mahindra Racing Formula E Team	Spark - Renault SRT_01 E	**1:44.122**	97.1	2
3:52.062	9 Sébastien Buemi	Team e.dams Renault	Spark - Renault SRT_01 E	**1:42.981**	98.2	2
3:54.774	21 Bruno Senna	Mahindra Racing Formula E Team	Spark - Renault SRT_01 E	**1:42.287**	98.8	2
3:55.765	28 Matthew Brabham	Andretti Autosport Formula E Team	Spark - Renault SRT_01 E	**1:41.533**	99.6	2
3:56.360	30 Stéphane Sarrazin	Venturi Formula E Team	Spark - Renault SRT_01 E	**1:41.224**	99.9	2
3:58.203	23 Nick Heidfeld	Venturi Formula E Team	Spark - Renault SRT_01 E	**1:40.598**	100.5	2
4:35.865	55 Antonio Felix da Costa	Amlin Aguri	Spark - Renault SRT_01 E	**1:37.139**	104.1	2
14:39.853	27 Jean-Eric Vergne	Andretti Autosport Formula E Team	Spark - Renault SRT_01 E	**1:36.085**	105.2	4

Cup Sponsor
Global Partner
Founding Partners

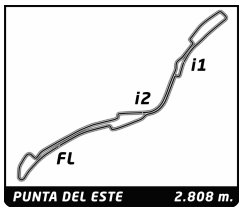

FIA Formula E Championship

Round 3 - Punta del Este ePrix

Shakedown

Analysis

Official Timekeeper TAGHeuer

Personal Best | Session Best | **B** Crossing the finish line in pit lane

2 Sam Bird — GBR
Virgin Racing Formula E Team — Spark - Renault SRT_01 E

Lap	C	Time	Sector 1	Sector 2	Sector 3	Kph	Elapsed
1	B	2:26.374	1:01.411	44.069	40.894	69.1	2:26.374
2	B	1:54.186 B	30.294	34.120	49.772	88.5	4:20.560
3	A	8:53.991	7:42.247	36.041	35.703	18.9	13:14.551
4	A	2:04.343	27.663	33.213	1:03.467	81.3	15:18.894
5	A	1:40.088 B	26.821	29.931	43.336	101.0	16:58.982

3 Jaime Alguersuari — ESP
Virgin Racing Formula E Team — Spark - Renault SRT_01 E

Lap	C	Time	Sector 1	Sector 2	Sector 3	Kph	Elapsed
1	B	2:42.685	1:22.149	43.263	37.273	62.1	2:42.685
2	B	1:48.592	31.645	35.812	41.135	93.1	4:31.277
3	B	1:56.012 B	30.708	37.387	47.917	87.1	6:27.289
4	A	7:00.078	5:51.463	33.729	34.886	24.1	13:27.367
5	A	1:59.928	27.093	31.447	1:01.388	84.3	15:27.295
6	A	1:46.945 B	26.621	35.421	44.903	94.5	17:14.240

5 Karun Chandhok — IND
Mahindra Racing Formula E Team — Spark - Renault SRT_01 E

Lap	C	Time	Sector 1	Sector 2	Sector 3	Kph	Elapsed
1	B	2:07.256	45.552	42.863	38.841	79.4	2:07.256
2	B	1:44.122	31.760	34.077	38.285	97.1	3:51.378
3	B	1:51.858 B	29.023	33.245	49.590	90.4	5:43.236
4	A	7:10.553	5:59.961	33.985	36.607	23.5	12:53.789
5	A	1:41.564 B	28.457	33.020	40.087	99.5	14:35.353

6 Oriol Servià — ESP
Dragon Racing Formula E Team — Spark - Renault SRT_01 E

Lap	C	Time	Sector 1	Sector 2	Sector 3	Kph	Elapsed
1	B	2:39.059	1:17.427	43.647	37.985	63.6	2:39.059
2	B	1:48.435	33.034	35.435	39.966	93.2	4:27.494
3	B	1:54.829 B	30.615	33.779	50.435	88.0	6:22.323
4	A	6:58.428	5:49.660	33.717	35.051	24.2	13:20.751
5	A	2:03.514	27.340	32.828	1:03.346	81.8	15:24.265
6	A	1:43.134 B	26.774	32.015	44.345	98.0	17:07.399

7 Jérôme D'Ambrosio — BEL
Dragon Racing Formula E Team — Spark - Renault SRT_01 E

Lap	C	Time	Sector 1	Sector 2	Sector 3	Kph	Elapsed
1	A	2:44.755	1:23.769	44.469	36.517	61.4	2:44.755
2	A	1:47.646	30.578	37.147	39.921	93.9	4:32.401
3	A	1:57.984 B	31.441	37.175	49.368	85.7	6:30.385
4	B	7:12.843	6:06.411	32.407	34.025	23.4	13:43.228
5	B	1:52.393	26.286	30.269	55.838	89.9	15:35.621
6	B	1:59.028 B	25.985	32.402	1:00.641	84.9	17:34.649

8 Nicolas Prost — FRA
Team e.dams Renault — Spark - Renault SRT_01 E

Lap	C	Time	Sector 1	Sector 2	Sector 3	Kph	Elapsed
1	B	2:10.929	48.361	43.430	39.138	77.2	2:10.929
2	B	1:43.293	31.963	33.488	37.842	97.9	3:54.222
3	B	1:59.092 B	28.528	33.074	57.490	84.9	5:53.314
4	A	7:04.380	5:53.872	34.462	36.046	23.8	12:57.694
5	A	1:40.063	27.433	34.676	37.954	101.0	14:37.757
6	A	2:01.325 B	25.671	32.866	1:02.788	83.3	16:39.082

9 Sébastien Buemi — CHE
Team e.dams Renault — Spark - Renault SRT_01 E

Lap	C	Time	Sector 1	Sector 2	Sector 3	Kph	Elapsed
1	A	2:09.081	47.071	43.276	38.734	78.3	2:09.081
2	A	1:42.981	31.838	34.265	36.878	98.2	3:52.062
3	A	1:56.641 B	29.396	32.978	54.267	86.7	5:48.703
4	B	7:19.529	6:06.844	36.362	36.323	23.0	13:08.232
5	B	3:09.517	27.907	32.732	2:08.878	53.3	16:17.749
6	B	4:33.363 B	1:08.271	1:35.110	1:49.982	37.0	20:51.112

10 Jarno Trulli — ITA
Trulli Formula E Team — Spark - Renault SRT_01 E

Lap	C	Time	Sector 1	Sector 2	Sector 3	Kph	Elapsed
1	A	2:29.655	1:05.864	42.546	41.245	67.5	2:29.655
2	A	1:54.023	29.738	33.286	50.999	88.7	4:23.678
3	A	1:52.450 B	30.156	33.150	49.144	89.9	6:16.128
4	B	7:10.296	6:00.719	34.290	35.287	23.5	13:26.424
5	B	1:59.697	27.166	30.983	1:01.548	84.5	15:26.121
6	B	1:46.637 B	26.461	33.797	46.379	94.8	17:12.758

11 Lucas di Grassi — BRA
Audi Sport ABT Formula E Team — Spark - Renault SRT_01 E

Lap	C	Time	Sector 1	Sector 2	Sector 3	Kph	Elapsed
1	A	2:40.341	1:18.549	45.056	36.736	63.0	2:40.341
2	A	1:47.878	33.182	35.183	39.513	93.7	4:28.219
3	A	1:56.335 B	31.273	34.152	50.910	86.9	6:24.554
4	B	6:47.046	5:37.503	32.967	36.576	24.8	13:11.600
5	B	2:05.975	29.148	33.031	1:03.796	80.2	15:17.575
6	B	1:38.825 B	26.160	29.636	43.029	102.3	16:56.400

18 Michela Cerruti — ITA
Trulli Formula E Team — Spark - Renault SRT_01 E

Lap	C	Time	Sector 1	Sector 2	Sector 3	Kph	Elapsed
1	A	2:32.514	1:08.684	42.851	40.979	66.3	2:32.514
2	A	1:47.304	30.499	35.020	41.785	94.2	4:19.818
3	A	1:51.590 B	29.819	34.062	47.709	90.6	6:11.408
4	B	7:07.029	5:55.158	34.920	36.951	23.7	13:18.437
5	B	2:03.143	27.584	32.936	1:02.623	82.1	15:21.580
6	B	1:42.829 B	27.926	32.392	42.511	98.3	17:04.409

21 Bruno Senna — BRA
Mahindra Racing Formula E Team — Spark - Renault SRT_01 E

Lap	C	Time	Sector 1	Sector 2	Sector 3	Kph	Elapsed
1	A	2:12.487	49.962	43.136	39.389	76.3	2:12.487
2	A	1:42.287	31.685	33.419	37.183	98.8	3:54.774
3	A	1:59.808 B	28.959	32.986	57.863	84.4	5:54.582
4	B	7:00.131	5:49.963	34.281	35.887	24.1	12:54.713
5	B	1:38.145	28.322	33.297	36.526	103.0	14:32.858
6	B	1:59.501 B	27.302	33.037	59.162	84.6	16:32.359

23 Nick Heidfeld — DEU
Venturi Formula E Team — Spark - Renault SRT_01 E

Lap	C	Time	Sector 1	Sector 2	Sector 3	Kph	Elapsed
1	B	2:17.605	56.172	42.501	38.932	73.5	2:17.605
2	B	1:40.598	32.605	31.895	36.098	100.5	3:58.203
3	B	2:02.112 B	29.019	33.581	59.512	82.8	6:00.315
4	A	7:04.503	5:51.990	35.894	36.619	23.8	13:04.818
5	A	1:37.222	28.753	31.753	36.716	104.0	14:42.040
6	A	2:02.660 B	27.052	30.347	1:05.261	82.4	16:44.700

27 Jean-Eric Vergne — FRA
Andretti Autosport Formula E Team — Spark - Renault SRT_01 E

Lap	C	Time	Sector 1	Sector 2	Sector 3	Kph	Elapsed
1	A	2:24.560	1:00.056	43.736	40.768	69.9	2:24.560

Cup Sponsor: BCN World
Global Partner: Julius Bär SWISS PRIVATE BANKING
Founding Partners: MICHELIN, TAGHeuer, RENAULT, QUALCOMM, DHL, BMW i.

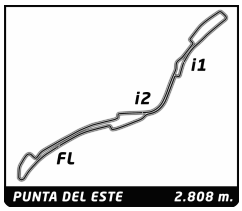

FIA Formula E Championship

Round 3 - Punta del Este ePrix

Shakedown

Analysis

Official Timekeeper TAGHeuer

Personal Best | Session Best | B Crossing the finish line in pit lane

28 Matthew Brabham — USA
Andretti Autosport Formula E Team — Spark - Renault SRT_01 E

Lap	C	Time	Sector 1	Sector 2	Sector 3	Kph	Elapsed
1	A	2:14.232	51.789	42.622	39.821	75.3	2:14.232
2	A	1:41.533	31.117	32.892	37.524	99.6	3:55.765
3	A	2:00.592 B	29.018	33.088	58.486	83.8	5:56.357
4	B	6:59.387	5:49.106	35.007	35.274	24.1	12:55.744
5	B	1:39.325	28.382	34.031	36.912	101.8	14:35.069
6	B	1:59.141 B	26.977	32.726	59.438	84.8	16:34.210

30 Stéphane Sarrazin — FRA
Venturi Formula E Team — Spark - Renault SRT_01 E

Lap	C	Time	Sector 1	Sector 2	Sector 3	Kph	Elapsed
1	A	2:15.136	52.780	43.860	38.496	74.8	2:15.136
2	A	1:41.224	31.443	32.255	37.526	99.9	3:56.360
3	A	2:01.402 B	28.948	33.451	59.003	83.3	5:57.762
4	B	6:53.732	5:43.496	33.628	36.608	24.4	12:51.494
5	B	1:38.887	29.180	31.879	37.828	102.2	14:30.381
6	B	1:59.177 B	29.115	32.354	57.708	84.8	16:29.558

55 Antonio Felix da Costa — PRT
Amlin Aguri — Spark - Renault SRT_01 E

Lap	C	Time	Sector 1	Sector 2	Sector 3	Kph	Elapsed
1	A	2:58.726	1:43.829	36.100	38.797	56.6	2:58.726
2	A	1:37.139	26.781	30.947	39.411	104.1	4:35.865
3	A	2:02.356 B	31.018	37.242	54.096	82.6	6:38.221
4	B	7:10.782	6:05.545	30.918	34.319	23.5	13:49.003
5	B	1:52.836	29.424	32.407	51.005	89.6	15:41.839
6	B	2:00.188 B	26.352	31.417	1:02.419	84.1	17:42.027

66 Daniel Abt — DEU
Audi Sport ABT Formula E Team — Spark - Renault SRT_01 E

Lap	C	Time	Sector 1	Sector 2	Sector 3	Kph	Elapsed
1	B	2:47.109	1:26.529	44.230	36.350	60.5	2:47.109
2	B	1:45.956	29.524	36.750	39.682	95.4	4:33.065
3	B	1:59.232 B	32.246	37.006	49.980	84.8	6:32.297
4	A	7:05.259	5:55.224	34.918	35.117	23.8	13:37.556
5	A	1:56.209	25.800	28.893	1:01.516	87.0	15:33.765
6	A	1:56.159 B	27.102	31.021	58.036	87.0	17:29.924

77 Salvador Duran — MEX
Amlin Aguri — Spark - Renault SRT_01 E

Lap	C	Time	Sector 1	Sector 2	Sector 3	Kph	Elapsed
1	A	3:04.706	1:48.900	35.657	40.149	54.7	3:04.706
2	A	1:51.037 B	28.732	33.396	48.909	91.0	4:55.743
3	B	8:36.062	7:28.348	32.807	34.907	19.6	13:31.805
4	B	2:00.189	26.638	31.308	1:02.243	84.1	15:31.994
5	B	1:50.966 B	28.064	30.764	52.138	91.1	17:22.960

88 Antonio Garcia — ESP
China Racing Formula E Team — Spark - Renault SRT_01 E

Lap	C	Time	Sector 1	Sector 2	Sector 3	Kph	Elapsed
1	A	2:33.465	1:10.568	42.708	40.189	65.9	2:33.465
2	A	1:48.956	31.538	36.790	40.628	92.8	4:22.421
3	A	1:50.650 B	29.074	34.076	47.500	91.4	6:13.071
4	B	6:53.396	5:41.240	36.205	35.951	24.5	13:06.467
5	B	1:37.925	28.992	31.962	36.971	103.2	14:44.392
6	B	2:03.978 B	28.232	29.674	1:06.072	81.5	16:48.370

99 Nelson Piquet JR — BRA
China Racing Formula E Team — Spark - Renault SRT_01 E

Lap	C	Time	Sector 1	Sector 2	Sector 3	Kph	Elapsed
1	A	2:36.402	1:14.431	42.876	39.095	64.6	2:36.402
2	A	1:47.631	34.096	33.833	39.702	93.9	4:24.033
3	A	1:55.786 B	31.061	33.885	50.840	87.3	6:19.819
4	B	6:49.076	5:39.806	33.661	35.609	24.7	13:08.895
5	B	2:04.951	31.448	30.871	1:02.632	80.9	15:13.846
6	B	1:39.724 B	25.676	29.442	44.606	101.4	16:53.570

Cup Sponsor: BCN World
Global Partner: Julius Bär SWISS PRIVATE BANKING
Founding Partners: MICHELIN, TAGHeuer, RENAULT, QUALCOMM, DHL, BMW i.

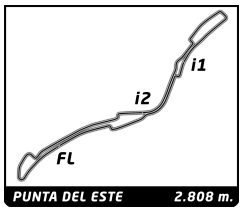

Round 3 - Punta del Este ePrix

FIA Formula E Championship

Shakedown

Weather Report

Official Timekeeper TAGHeuer

Air Temperature

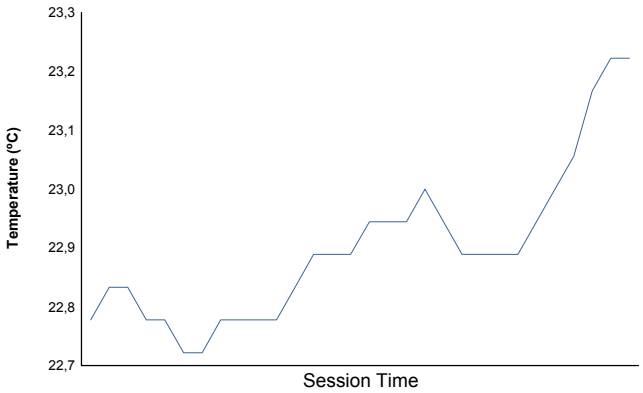

Track Temperature

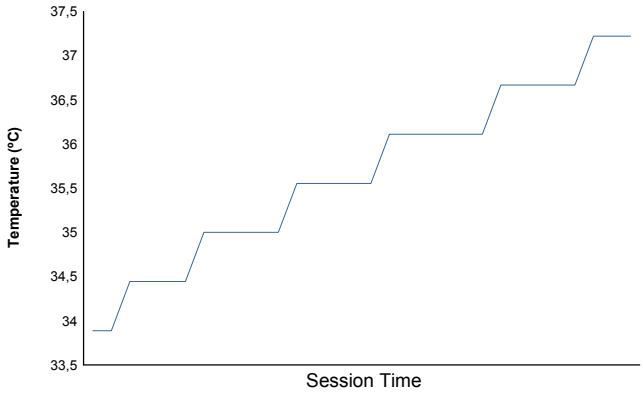

Humidity

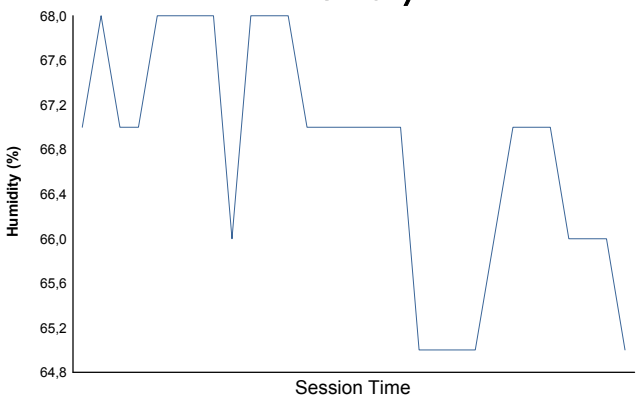

Pressure

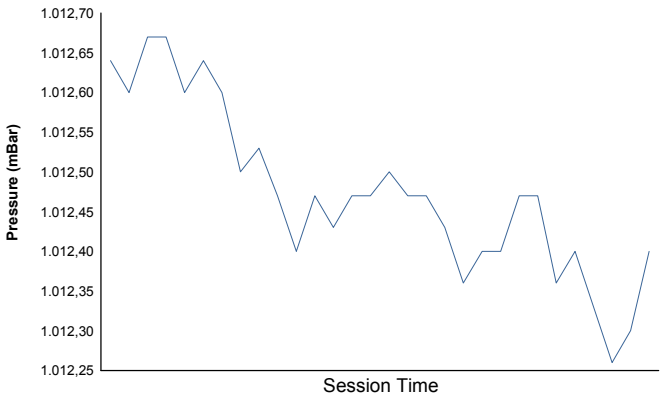

Wind Speed

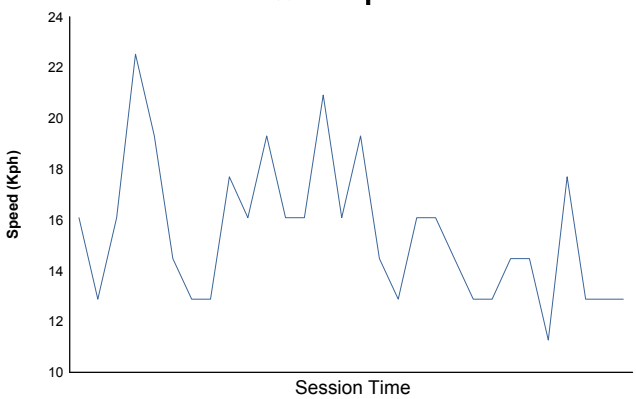

Wind direction

North = 0º/360º Est = 90º South = 180º West= 270º

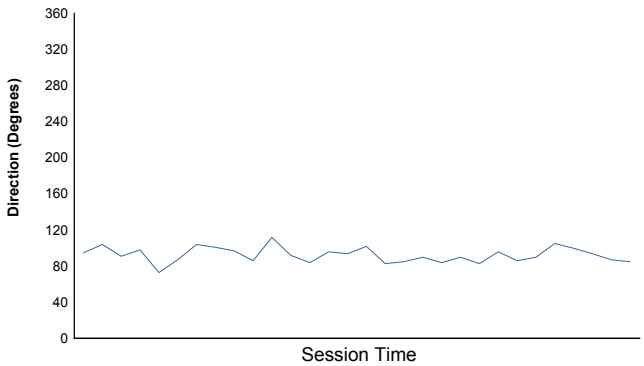

Track Status: **DRY**

Cup Sponsor

Global Partner

Founding Partners

FIA Formula·e Championship

Posted at 09 h 08 m

FIA

FIA Formula E Championship
Round 3 - Punta del Este ePrix
Non Qualifying Practice 1

Doc No. 11

Classification

Official Timekeeper TAGHeuer

	Nr.	Driver	Nat	Team	Car	Time	Lap	Total	Gap		Kph
1	8	Nicolas Prost	FRA	Team e.dams Renault	Spark - Renault SRT_01 E	**1:16.696**	19	20	-	-	**131.8**
2	66	Daniel Abt	DEU	Audi Sport ABT Formula E Team	Spark - Renault SRT_01 E	**1:16.828**	20	21	+0.132	+0.132	**131.6**
3	7	Jérôme D'Ambrosio	BEL	Dragon Racing Formula E Team	Spark - Renault SRT_01 E	**1:16.959**	15	16	+0.263	+0.131	**131.4**
4	9	Sébastien Buemi	CHE	Team e.dams Renault	Spark - Renault SRT_01 E	**1:17.192**	20	24	+0.496	+0.233	**131.0**
5	30	Stéphane Sarrazin	FRA	Venturi Formula E Team	Spark - Renault SRT_01 E	**1:17.222**	16	24	+0.526	+0.030	**130.9**
6	27	Jean-Eric Vergne	FRA	Andretti Autosport Formula E Team	Spark - Renault SRT_01 E	**1:17.395**	21	23	+0.699	+0.173	**130.6**
7	10	Jarno Trulli	ITA	Trulli Formula E Team	Spark - Renault SRT_01 E	**1:17.581**	16	19	+0.885	+0.186	**130.3**
8	21	Bruno Senna	BRA	Mahindra Racing Formula E Team	Spark - Renault SRT_01 E	**1:17.628**	23	24	+0.932	+0.047	**130.2**
9	28	Matthew Brabham	USA	Andretti Autosport Formula E Team	Spark - Renault SRT_01 E	**1:17.675**	17	20	+0.979	+0.047	**130.1**
10	5	Karun Chandhok	IND	Mahindra Racing Formula E Team	Spark - Renault SRT_01 E	**1:17.999**	20	21	+1.303	+0.324	**129.6**
11	6	Oriol Servià	ESP	Dragon Racing Formula E Team	Spark - Renault SRT_01 E	**1:18.013**	16	21	+1.317	+0.014	**129.6**
12	55	Antonio Felix da Costa	PRT	Amlin Aguri	Spark - Renault SRT_01 E	**1:18.275**	19	19	+1.579	+0.262	**129.1**
13	23	Nick Heidfeld	DEU	Venturi Formula E Team	Spark - Renault SRT_01 E	**1:18.319**	9	18	+1.623	+0.044	**129.1**
14	88	Antonio Garcia	ESP	China Racing Formula E Team	Spark - Renault SRT_01 E	**1:18.504**	17	28	+1.808	+0.185	**128.8**
15	99	Nelson Piquet JR	BRA	China Racing Formula E Team	Spark - Renault SRT_01 E	**1:18.713**	16	25	+2.017	+0.209	**128.4**
16	11	Lucas di Grassi	BRA	Audi Sport ABT Formula E Team	Spark - Renault SRT_01 E	**1:19.058**	15	21	+2.362	+0.345	**127.9**
17	2	Sam Bird	GBR	Virgin Racing Formula E Team	Spark - Renault SRT_01 E	**1:19.611**	12	21	+2.915	+0.553	**127.0**
18	3	Jaime Alguersuari	ESP	Virgin Racing Formula E Team	Spark - Renault SRT_01 E	**1:19.791**	18	26	+3.095	+0.180	**126.7**
19	18	Michela Cerruti	ITA	Trulli Formula E Team	Spark - Renault SRT_01 E	**1:20.358**	19	19	+3.662	+0.567	**125.8**
20	77	Salvador Duran	MEX	Amlin Aguri	Spark - Renault SRT_01 E	**1:22.751**	10	18	+6.055	+2.393	**122.2**

Fastest Lap	Lap 19	Nicolas Prost	**1:16.696**	131.8 Kph

Published at: .....

Track Status: **DRY**

Race Director:	**Timekeeper:**

13/12/2014 Page 1 / 1

Cup Sponsor: BCN World
Global Partner: Julius Bär SWISS PRIVATE BANKING
Founding Partners: MICHELIN, TAGHeuer, RENAULT, QUALCOMM, DHL, BMW i.

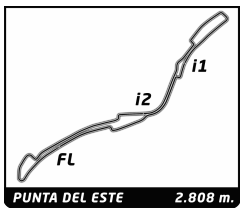

FIA Formula E Championship

Round 3 - Punta del Este ePrix

Non Qualifying Practice 1

Best Sector Times

Official Timekeeper TAGHeuer

	SECTOR 1			SECTOR 2			SECTOR 3							
Pos		Driver	Time		Driver	Time		Driver	Time	Pos		Driver	Ideal Lap	Best Lap	
1	7	J.D'Ambrosio	21.811	8	N.Prost	26.131	66	D.Abt	28.473	1	8	N.Prost	1'16.696	1:16.696	(1)
2	27	J.Vergne	21.844	30	S.Sarrazin	26.201	9	S.Buemi	28.485	2	66	D.Abt	1'16.828	1:16.828	(2)
3	8	N.Prost	21.957	66	D.Abt	26.229	8	N.Prost	28.608	3	7	J.D'Ambrosio	1'16.959	1:16.959	(3)
4	30	S.Sarrazin	22.054	7	J.D'Ambrosio	26.269	28	M.Brabham	28.705	4	9	S.Buemi	1'17.192	1:17.192	(4)
5	66	D.Abt	22.126	28	M.Brabham	26.313	99	N.Piquet JR	28.721	5	30	S.Sarrazin	1'17.222	1:17.222	(5)
6	6	O.Servià	22.143	88	A.Garcia	26.318	21	B.Senna	28.766	6	27	J.Vergne	1'17.395	1:17.395	(6)
7	10	J.Trulli	22.151	9	S.Buemi	26.326	10	J.Trulli	28.791	7	10	J.Trulli	1'17.465	1:17.581	(7)
8	23	N.Heidfeld	22.183	6	O.Servià	26.411	5	K.Chandhok	28.806	8	21	B.Senna	1'17.628	1:17.628	(8)
9	5	K.Chandhok	22.216	10	J.Trulli	26.523	7	J.D'Ambrosio	28.879	9	28	M.Brabham	1'17.675	1:17.675	(9)
10	21	B.Senna	22.250	23	N.Heidfeld	26.602	27	J.Vergne	28.948	10	5	K.Chandhok	1'17.999	1:17.999	(10)
11	55	A.da Costa	22.344	27	J.Vergne	26.603	30	S.Sarrazin	28.967	11	6	O.Servià	1'18.013	1:18.013	(11)
12	9	S.Buemi	22.381	21	B.Senna	26.612	55	A.da Costa	29.204	12	99	N.Piquet JR	1'18.099	1:18.713	(15)
13	88	A.Garcia	22.433	55	A.da Costa	26.727	11	L.di Grassi	29.303	13	55	A.da Costa	1'18.275	1:18.275	(12)
14	99	N.Piquet JR	22.537	99	N.Piquet JR	26.841	6	O.Servià	29.459	14	23	N.Heidfeld	1'18.319	1:18.319	(13)
15	11	L.di Grassi	22.655	11	L.di Grassi	26.906	3	J.Alguersuari	29.476	15	88	A.Garcia	1'18.335	1:18.504	(14)
16	28	M.Brabham	22.657	5	K.Chandhok	26.977	23	N.Heidfeld	29.534	16	11	L.di Grassi	1'18.864	1:19.058	(16)
17	2	S.Bird	22.799	2	S.Bird	27.096	88	A.Garcia	29.584	17	2	S.Bird	1'19.611	1:19.611	(17)
18	3	J.Alguersuari	22.898	18	M.Cerruti	27.199	2	S.Bird	29.716	18	3	J.Alguersuari	1'19.742	1:19.791	(18)
19	18	M.Cerruti	23.121	3	J.Alguersuari	27.368	18	M.Cerruti	30.038	19	18	M.Cerruti	1'20.358	1:20.358	(19)
20	77	S.Duran	24.305	77	S.Duran	27.851	77	S.Duran	30.453	20	77	S.Duran	1'22.609	1:22.751	(20)

Cup Sponsor
Global Partner
Founding Partners

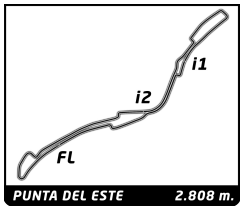

FIA Formula E Championship

Round 3 - Punta del Este ePrix

Non Qualifying Practice 1

Fastest Lap Sequence

Official Timekeeper TAGHeuer

Practice Time	Driver	Team	Car	Time	Kph	Lap
3:00.537	8 Nicolas Prost	Team e.dams Renault	Spark - Renault SRT_01 E	**1:26.020**	117.5	2
3:25.880	3 Jaime Alguersuari	Virgin Racing Formula E Team	Spark - Renault SRT_01 E	**1:25.675**	118.0	2
3:28.036	66 Daniel Abt	Audi Sport ABT Formula E Team	Spark - Renault SRT_01 E	**1:24.538**	119.6	2
3:47.087	6 Oriol Servià	Dragon Racing Formula E Team	Spark - Renault SRT_01 E	**1:22.867**	122.0	2
4:35.618	28 Matthew Brabham	Andretti Autosport Formula E Team	Spark - Renault SRT_01 E	**1:22.342**	122.8	3
5:57.466	28 Matthew Brabham	Andretti Autosport Formula E Team	Spark - Renault SRT_01 E	**1:21.848**	123.5	4
6:08.361	7 Jérôme D'Ambrosio	Dragon Racing Formula E Team	Spark - Renault SRT_01 E	**1:21.486**	124.1	3
7:25.419	2 Sam Bird	Virgin Racing Formula E Team	Spark - Renault SRT_01 E	**1:21.483**	124.1	5
7:28.860	7 Jérôme D'Ambrosio	Dragon Racing Formula E Team	Spark - Renault SRT_01 E	**1:20.499**	125.6	4
9:26.126	11 Lucas di Grassi	Audi Sport ABT Formula E Team	Spark - Renault SRT_01 E	**1:19.778**	126.7	4
10:45.801	11 Lucas di Grassi	Audi Sport ABT Formula E Team	Spark - Renault SRT_01 E	**1:19.675**	126.9	5
26:06.576	23 Nick Heidfeld	Venturi Formula E Team	Spark - Renault SRT_01 E	**1:18.319**	129.1	9
29:15.213	30 Stéphane Sarrazin	Venturi Formula E Team	Spark - Renault SRT_01 E	**1:18.168**	129.3	14
32:19.384	30 Stéphane Sarrazin	Venturi Formula E Team	Spark - Renault SRT_01 E	**1:17.222**	130.9	16
38:47.903	8 Nicolas Prost	Team e.dams Renault	Spark - Renault SRT_01 E	**1:16.696**	131.8	19

Cup Sponsor
Global Partner
Founding Partners

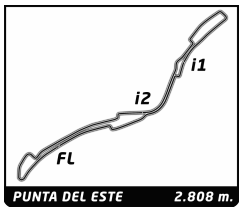

FIA Formula E Championship

Round 3 - Punta del Este ePrix

Non Qualifying Practice 1

Analysis

Official Timekeeper TAGHeuer

Personal Best | Session Best | **B** Crossing the finish line in pit lane

2 Sam Bird — GBR

Virgin Racing Formula E Team — Spark - Renault SRT_01 E

Lap	C	Time	Sector 1	Sector 2	Sector 3	Kph	Elapsed
1	A	1:49.314	37.328	32.638	39.348	92.5	1:49.314
2	A	1:28.461	26.535	29.542	32.384	114.3	3:17.775
3	A	1:23.626	24.020	28.379	31.227	120.9	4:41.401
4	A	1:22.535	23.608	28.086	30.841	122.5	6:03.936
5	A	1:21.483	23.268	27.782	30.433	124.1	7:25.419
6	A	1:21.686	23.246	27.809	30.631	123.8	8:47.105
7	A	1:23.652	23.821	28.179	31.652	120.8	10:10.757
8	A	1:37.086 B	23.493	32.671	40.922	104.1	11:47.843
9	A	9:21.829 B	7:44.683	41.245	55.901	18.0	21:09.672
10	A	3:17.886	2:19.563	27.698	30.625	51.1	24:27.558
11	A	1:20.202	23.003	27.371	29.828	126.0	25:47.760
12	A	1:19.611	22.799	27.096	29.716	127.0	27:07.371
13	A	1:33.985 B	23.507	30.516	39.962	107.6	28:41.356
14	B	7:11.159	6:05.838	31.358	33.963	23.4	35:52.515
15	B	1:22.645	23.702	28.392	30.551	122.3	37:15.160
16	B	1:21.246	23.194	27.649	30.403	124.4	38:36.406
17	B	1:22.976	23.181	27.955	31.840	121.8	39:59.382
18	B	1:21.810	23.694	27.763	30.353	123.6	41:21.192
19	B	1:21.453	23.548	27.612	30.293	124.1	42:42.645
20	B	1:21.433	23.325	27.717	30.391	124.1	44:04.078
21	B	1:21.576	23.340	27.666	30.570	123.9	45:25.654

3 Jaime Alguersuari — ESP

Virgin Racing Formula E Team — Spark - Renault SRT_01 E

Lap	C	Time	Sector 1	Sector 2	Sector 3	Kph	Elapsed
1	A	2:00.205	56.573	31.431	32.201	84.1	2:00.205
2	A	1:25.675	25.012	29.059	31.604	118.0	3:25.880
3	A	1:27.658	25.673	30.690	31.295	115.3	4:53.538
4	A	1:22.117	23.826	27.881	30.410	123.1	6:15.655
5	A	1:21.771	23.422	27.872	30.477	123.6	7:37.426
6	A	1:20.966	23.329	27.568	30.069	124.9	8:58.392
7	A	1:21.145	23.307	27.722	30.116	124.6	10:19.537
8	A	1:23.689	23.729	27.748	32.212	120.8	11:43.226
9	A	1:23.218	23.802	28.377	31.039	121.5	13:06.444
10	A	1:22.570	23.788	28.060	30.722	122.4	14:29.014
11	A	1:21.860	23.581	27.872	30.407	123.5	15:50.874
12	A	1:21.735	23.563	27.843	30.329	123.7	17:12.609
13	A	1:23.830	23.694	28.532	31.604	120.6	18:36.439
14	A	1:26.859 B	23.447	27.841	35.571	116.4	20:03.298
15	B	7:57.165	6:57.109	29.203	30.853	21.2	28:00.463
16	B	1:20.768	23.152	27.544	30.072	125.2	29:21.231
17	B	1:20.504	23.111	27.375	30.018	125.6	30:41.735
18	B	1:19.791	22.940	27.375	29.476	126.7	32:01.526
19	B	1:20.362	23.003	27.368	29.991	125.8	33:21.888
20	B	1:31.247	28.795	31.665	30.787	110.8	34:53.135
21	B	1:23.033	24.335	28.054	30.644	121.7	36:16.168
22	B	1:21.725	23.439	27.924	30.362	123.7	37:37.893
23	B	1:21.831	23.829	27.852	30.150	123.5	38:59.724
24	B	1:23.942	23.990	27.902	32.050	120.4	40:23.666
25	B	1:21.874	23.642	27.890	30.342	123.5	41:45.540
26	B	1:29.908 B	22.898	29.136	37.874	112.4	43:15.448

5 Karun Chandhok — IND

Mahindra Racing Formula E Team — Spark - Renault SRT_01 E

Lap	C	Time	Sector 1	Sector 2	Sector 3	Kph	Elapsed
1	B	1:51.956	49.979	30.061	31.916	90.3	1:51.956
2	B	1:28.442	25.067	30.646	32.729	114.3	3:20.398
3	B	1:23.989	24.169	28.685	31.135	120.4	4:44.387
4	B	1:22.577	23.756	28.384	30.437	122.4	6:06.964
5	B	1:21.503	23.306	27.901	30.296	124.0	7:28.467
6	B	1:21.877	23.587	27.925	30.365	123.5	8:50.344
7	B	1:33.459	24.112	28.360	40.987	108.2	10:23.803
8	B	1:23.554	23.851	28.434	31.269	121.0	11:47.357
9	B	1:22.818	23.923	28.234	30.661	122.1	13:10.175
10	B	1:21.360	23.412	27.810	30.138	124.2	14:31.535
11	B	1:21.440	23.259	27.964	30.217	124.1	15:52.975
12	B	1:21.602	23.365	27.980	30.257	123.9	17:14.577
13	B	1:23.268	24.684	28.269	30.315	121.4	18:37.845
14	B	1:29.591 B	23.697	28.060	37.834	112.8	20:07.436
15	A	7:24.068	6:21.951	30.789	31.328	22.8	27:31.504
16	A	1:22.446	24.031	28.186	30.229	122.6	28:53.950
17	A	1:21.724	23.632	28.073	30.019	123.7	30:15.674
18	A	2:00.959 B	31.289	40.833	48.837	83.6	32:16.633
19	A	5:47.664	4:37.299	35.402	34.963	29.1	38:04.297
20	A	1:17.999	22.216	26.977	28.806	129.6	39:22.296
21	A	1:51.223 B	26.798	36.971	47.454	90.9	41:13.519

6 Oriol Servià — ESP

Dragon Racing Formula E Team — Spark - Renault SRT_01 E

Lap	C	Time	Sector 1	Sector 2	Sector 3	Kph	Elapsed
1	A	2:24.220	1:17.806	30.973	35.441	70.1	2:24.220
2	A	1:22.867	23.763	27.999	31.105	122.0	3:47.087
3	A	1:28.957	23.519	32.131	33.307	113.6	5:16.044
4	A	1:21.601	23.219	27.574	30.808	123.9	6:37.645
5	A	1:20.909	22.843	27.698	30.368	124.9	7:58.554
6	A	1:28.907 B	23.960	30.105	34.842	113.7	9:27.461
7	B	8:04.954	6:53.563	38.026	33.365	20.8	17:32.415
8	B	1:26.857	24.402	31.846	30.609	116.4	18:59.272
9	B	1:28.547 B	22.976	27.713	37.858	114.2	20:27.819
10	B	5:25.549	4:25.211	29.518	30.820	31.1	25:53.368
11	B	1:20.695	22.970	27.670	30.055	125.3	27:14.063
12	B	1:20.950	23.042	27.559	30.349	124.9	28:35.013
13	B	1:26.365	27.361	28.100	30.904	117.0	30:01.378
14	B	1:19.181	22.277	26.966	29.938	127.7	31:20.559
15	B	1:52.530	29.386	41.095	42.049	89.8	33:13.089
16	B	1:18.013	22.143	26.411	29.459	129.6	34:31.102
17	B	1:52.065	28.287	36.898	46.880	90.2	36:23.167
18	B	1:21.175	23.071	27.382	30.722	124.5	37:44.342
19	B	1:27.889 B	24.266	29.622	34.001	115.0	39:12.231
20	A	4:34.134	3:34.213	29.158	30.763	36.9	43:46.365
21	A	1:20.278	23.044	27.408	29.826	125.9	45:06.643

7 Jérôme D'Ambrosio — BEL

Dragon Racing Formula E Team — Spark - Renault SRT_01 E

Lap	C	Time	Sector 1	Sector 2	Sector 3	Kph	Elapsed
1	A	3:23.921	2:15.447	31.983	36.491	49.6	3:23.921
2	A	1:22.954	23.914	28.186	30.854	121.9	4:46.875
3	A	1:21.486	23.464	27.596	30.426	124.1	6:08.361
4	A	1:20.499	23.024	27.567	29.908	125.6	7:28.860
5	A	1:34.333	28.174	33.578	32.581	107.2	9:03.193
6	A	1:21.552	23.297	27.410	30.845	124.0	10:24.745
7	A	1:34.432 B	27.434	28.949	38.049	107.0	11:59.177
8	A	12:55.376	...	29.203	35.221	13.0	24:54.553
9	A	1:20.588	23.314	27.298	29.976	125.4	26:15.141
10	A	1:20.216	23.111	26.964	30.141	126.0	27:35.357

Cup Sponsor: BCN World
Global Partner: Julius Bär SWISS PRIVATE BANKING
Founding Partners: MICHELIN, TAGHeuer, RENAULT, QUALCOMM, DHL, BMW i.

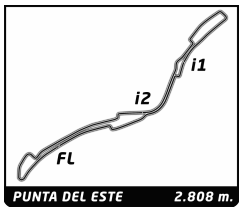

FIA Formula E Championship

Round 3 - Punta del Este ePrix

Non Qualifying Practice 1

Analysis

Official Timekeeper TAGHeuer

Personal Best | Session Best | B Crossing the finish line in pit lane

Lap	C	Time	Sector 1	Sector 2	Sector 3	Kph	Elapsed
11	A	1:28.809 B	24.715	28.289	35.805	113.8	29:04.166
12	B	7:10.153	5:56.874	33.768	39.511	23.5	36:14.319
13	B	1:19.421	22.570	26.756	30.095	127.3	37:33.740
14	B	2:01.615	35.603	44.337	41.675	83.1	39:35.355
15	B	1:16.959	21.811	26.269	28.879	131.4	40:52.314
16	B	1:31.984 B	25.773	28.834	37.377	109.9	42:24.298

8 Nicolas Prost — FRA

Team e.dams Renault — Spark - Renault SRT_01 E

Lap	C	Time	Sector 1	Sector 2	Sector 3	Kph	Elapsed
1	B	1:34.517	30.828	30.475	33.214	107.0	1:34.517
2	B	1:26.020	24.919	28.862	32.239	117.5	3:00.537
3	B	1:24.068	24.197	28.429	31.442	120.2	4:24.605
4	B	1:23.927	23.974	28.113	31.840	120.4	5:48.532
5	B	1:35.502	25.704	33.941	35.857	105.8	7:24.034
6	B	1:21.591	23.597	27.601	30.393	123.9	8:45.625
7	B	1:31.364 B	23.988	28.977	38.399	110.6	10:16.989
8	A	4:46.862	3:42.737	28.995	35.130	35.2	15:03.851
9	A	1:21.776	23.500	27.663	30.613	123.6	16:25.627
10	A	1:24.034	23.239	27.950	32.845	120.3	17:49.661
11	A	1:20.852	23.148	27.327	30.377	125.0	19:10.513
12	A	2:10.427 B	25.964	41.422	1:03.041	77.5	21:20.940
13	A	3:39.556	2:37.062	27.934	34.560	46.0	25:00.496
14	A	1:20.570	23.343	27.179	30.048	125.5	26:21.066
15	A	1:20.866	23.355	27.388	30.123	125.0	27:41.932
16	A	1:22.886	23.086	28.527	31.273	122.0	29:04.818
17	A	1:30.479 B	26.558	27.423	36.498	111.7	30:35.297
18	B	6:55.910	5:45.970	36.139	33.801	24.3	37:31.207
19	B	1:16.696	21.957	26.131	28.608	131.8	38:47.903
20	B	1:39.680 B	28.391	31.890	39.399	101.4	40:27.583

9 Sébastien Buemi — CHE

Team e.dams Renault — Spark - Renault SRT_01 E

Lap	C	Time	Sector 1	Sector 2	Sector 3	Kph	Elapsed
1	A	1:39.594	33.032	32.206	34.356	101.5	1:39.594
2	A	1:26.623	25.182	29.139	32.302	116.7	3:06.217
3	A	1:24.152	24.142	28.269	31.741	120.1	4:30.369
4	A	1:22.904	23.742	28.029	31.133	121.9	5:53.273
5	A	1:25.478	23.576	28.510	33.392	118.3	7:18.751
6	A	1:21.346	23.157	27.446	30.743	124.3	8:40.097
7	A	1:34.296 B	25.587	29.965	38.744	107.2	10:14.393
8	B	6:05.529	5:01.426	31.739	32.364	27.7	16:19.922
9	B	1:22.669	23.646	27.940	31.083	122.3	17:42.591
10	B	1:22.168	23.525	27.969	30.674	123.0	19:04.759
11	B	1:38.336 B	25.400	31.590	41.346	102.8	20:43.095
12	B	3:56.985	2:53.929	30.121	32.935	42.7	24:40.080
13	B	1:20.587	23.135	27.444	30.008	125.4	26:00.667
14	B	1:21.885	23.202	27.207	31.476	123.5	27:22.552
15	B	1:19.958	23.198	27.153	29.607	126.4	28:42.510
16	B	1:31.130	23.097	31.514	36.519	110.9	30:13.640
17	B	1:19.837	22.988	27.129	29.720	126.6	31:33.477
18	B	1:34.717 B	25.830	30.664	38.223	106.7	33:08.194
19	A	4:35.241	3:26.014	36.231	32.996	36.7	37:43.435
20	A	1:17.192	22.381	26.326	28.485	131.0	39:00.627
21	A	1:51.640	30.676	41.103	39.861	90.5	40:52.267
22	A	1:33.629	26.240	29.329	38.060	108.0	42:25.896
23	A	1:20.967	23.007	27.355	30.605	124.9	43:46.863
24	A	1:20.192	23.189	27.351	29.652	126.1	45:07.055

10 Jarno Trulli — ITA

Trulli Formula E Team — Spark - Renault SRT_01 E

Lap	C	Time	Sector 1	Sector 2	Sector 3	Kph	Elapsed
1	A	4:18.632 B	1:45.092	33.840	1:59.700	39.1	4:18.632
2	B	6:21.460	5:16.933	31.095	33.432	26.5	10:40.092
3	B	1:23.003	23.833	28.212	30.958	121.8	12:03.095
4	B	1:22.764	23.942	28.081	30.741	122.1	13:25.859
5	B	1:21.617	23.358	27.617	30.642	123.9	14:47.476
6	B	1:21.681	23.591	27.689	30.401	123.8	16:09.157
7	B	1:32.761 B	23.522	29.324	39.915	109.0	17:41.918
8	A	7:42.741	6:42.856	29.046	30.839	21.8	25:24.659
9	A	1:22.963	25.162	27.546	30.255	121.8	26:47.622
10	A	1:20.940	23.178	27.439	30.323	124.9	28:08.562
11	A	1:32.453 B	26.161	28.903	37.389	109.3	29:41.015
12	B	6:01.417	4:58.521	30.687	32.209	28.0	35:42.432
13	B	1:39.135	30.462	35.828	32.845	102.0	37:21.567
14	B	1:17.604	22.205	26.523	28.876	130.3	38:39.171
15	B	1:38.242	28.579	33.179	36.484	102.9	40:17.413
16	B	1:17.581	22.151	26.639	28.791	130.3	41:34.994
17	B	1:51.580	31.451	41.167	38.962	90.6	43:26.574
18	B	1:21.510	23.500	27.570	30.440	124.0	44:48.084
19	B	1:21.338	23.441	27.699	30.198	124.3	46:09.422

11 Lucas di Grassi — BRA

Audi Sport ABT Formula E Team — Spark - Renault SRT_01 E

Lap	C	Time	Sector 1	Sector 2	Sector 3	Kph	Elapsed
1	B	5:23.108	4:22.243	29.300	31.565	31.3	5:23.108
2	B	1:22.582	24.296	27.923	30.363	122.4	6:45.690
3	B	1:20.658	23.338	27.417	29.903	125.3	8:06.348
4	B	1:19.778	22.910	27.184	29.684	126.7	9:26.126
5	B	1:19.675	22.980	27.057	29.638	126.9	10:45.801
6	B	1:21.361	23.214	27.588	30.559	124.2	12:07.162
7	B	1:23.910 B	23.049	27.359	33.502	120.5	13:31.072
8	A	6:07.108	5:05.126	30.543	31.439	27.5	19:38.180
9	A	1:51.244 B	27.256	39.377	44.611	90.9	21:29.424
10	A	3:33.668	2:29.833	28.303	35.532	47.3	25:03.092
11	A	1:19.611	22.942	27.142	29.527	127.0	26:22.703
12	A	1:19.555	22.814	27.103	29.638	127.1	27:42.258
13	A	1:23.655	23.318	28.228	32.109	120.8	29:05.913
14	A	1:19.338	22.845	26.906	29.587	127.4	30:25.251
15	A	1:19.058	22.706	27.049	29.303	127.9	31:44.309
16	A	1:22.116	23.308	27.961	30.847	123.1	33:06.425
17	A	1:23.732 B	22.838	27.037	33.857	120.7	34:30.157
18	B	7:27.323	6:23.442	28.360	35.521	22.6	41:57.480
19	B	1:19.801	22.655	27.330	29.816	126.7	43:17.281
20	B	1:26.229	26.060	28.537	31.632	117.2	44:43.510
21	B	1:25.342 B	23.770	27.713	33.859	118.5	46:08.852

18 Michela Cerruti — ITA

Trulli Formula E Team — Spark - Renault SRT_01 E

Lap	C	Time	Sector 1	Sector 2	Sector 3	Kph	Elapsed
1	B	2:46.356	1:33.125	34.690	38.541	60.8	2:46.356
2	B	1:33.214	26.373	32.167	34.674	108.4	4:19.570
3	B	1:28.304	26.342	29.541	32.421	114.5	5:47.874
4	B	1:26.462	24.761	29.182	32.519	116.9	7:14.336
5	B	1:25.269	24.473	28.585	32.211	118.6	8:39.605
6	B	1:25.727	24.746	28.734	32.247	117.9	10:05.332
7	B	1:31.998 B	24.254	28.605	39.139	109.9	11:37.330
8	A	5:59.658	4:45.023	32.047	42.588	28.1	17:36.988

Cup Sponsor
Global Partner
Founding Partners

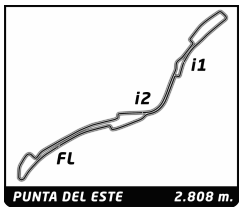

FIA Formula E Championship

Round 3 - Punta del Este ePrix

Non Qualifying Practice 1

Analysis

Official Timekeeper TAGHeuer

Personal Best | Session Best | **B** Crossing the finish line in pit lane

Lap	C	Time	Sector 1	Sector 2	Sector 3	Kph	Elapsed
9	A	1:27.290	24.788	30.609	31.893	115.8	19:04.278
10	A	3:22.160 B	1:40.068	47.475	54.617	50.0	22:26.438
11	A	6:00.395	4:54.559	31.282	34.554	28.0	28:26.833
12	A	1:25.437	24.765	28.597	32.075	118.3	29:52.270
13	A	1:25.285	24.392	28.918	31.975	118.5	31:17.555
14	A	1:24.646	24.408	28.306	31.932	119.4	32:42.201
15	A	1:29.412 B	24.049	28.474	36.889	113.1	34:11.613
16	B	6:31.649	5:24.875	32.351	34.423	25.8	40:43.262
17	B	1:22.623	23.861	28.128	30.634	122.3	42:05.885
18	B	1:45.447	28.532	37.174	39.741	95.9	43:51.332
19	B	1:20.358	23.121	27.199	30.038	125.8	45:11.690

21 Bruno Senna — BRA

Mahindra Racing Formula E Team — Spark - Renault SRT_01 E

Lap	C	Time	Sector 1	Sector 2	Sector 3	Kph	Elapsed
1	A	1:41.003	34.735	32.626	33.642	100.1	1:41.003
2	A	1:27.865	26.018	29.678	32.169	115.0	3:08.868
3	A	1:24.982	24.783	28.881	31.318	119.0	4:33.850
4	A	1:22.747	23.874	28.172	30.701	122.2	5:56.597
5	A	1:24.736	23.730	29.370	31.636	119.3	7:21.333
6	A	1:21.912	23.528	27.718	30.666	123.4	8:43.245
7	A	1:25.602	24.932	28.602	32.068	118.1	10:08.847
8	A	1:22.571	23.604	27.670	31.297	122.4	11:31.418
9	A	1:21.991	23.557	27.734	30.700	123.3	12:53.409
10	A	1:21.582	23.648	27.629	30.305	123.9	14:14.991
11	A	1:22.848	23.926	27.956	30.966	122.0	15:37.839
12	A	1:22.370	23.768	28.020	30.582	122.7	17:00.209
13	A	1:36.815	37.446	28.279	31.090	104.4	18:37.024
14	A	1:28.442 B	23.676	27.877	36.889	114.3	20:05.466
15	B	7:47.955	6:43.895	31.624	32.436	21.6	27:53.421
16	B	1:22.802	23.721	27.724	31.357	122.1	29:16.223
17	B	1:21.106	23.415	27.594	30.097	124.6	30:37.329
18	B	1:28.165	25.156	31.544	31.465	114.7	32:05.494
19	B	1:20.896	23.303	27.628	29.965	125.0	33:26.390
20	B	1:38.067 B	26.395	32.786	38.886	103.1	35:04.457
21	B	6:17.900	4:58.460	39.831	39.609	26.7	41:22.357
22	B	1:40.652	28.280	36.397	35.975	100.4	43:03.009
23	B	1:17.628	22.250	26.612	28.766	130.2	44:20.637
24	B	1:46.042 B	26.490	36.626	42.926	95.3	46:06.679

23 Nick Heidfeld — DEU

Venturi Formula E Team — Spark - Renault SRT_01 E

Lap	C	Time	Sector 1	Sector 2	Sector 3	Kph	Elapsed
1	A	3:25.394	2:21.653	30.224	33.517	49.2	3:25.394
2	A	1:24.477	24.964	28.483	31.030	119.7	4:49.871
3	A	1:22.070	23.618	27.905	30.547	123.2	6:11.941
4	A	1:22.044	23.620	27.997	30.427	123.2	7:33.985
5	A	1:23.027	23.724	28.704	30.599	121.8	8:57.012
6	A	1:21.197	23.258	27.778	30.161	124.5	10:18.209
7	A	1:36.416 B	29.562	30.373	36.481	104.8	11:54.625
8	B	12:53.632	...	34.044	40.368	13.1	24:48.257
9	B	1:18.319	22.183	26.602	29.534	129.1	26:06.576
10	B	1:20.305	23.237	27.219	29.849	125.9	27:26.881
11	B	1:58.756	28.309	40.568	49.879	85.1	29:25.637
12	B	1:19.263	22.523	27.025	29.715	127.5	30:44.900
13	B	1:35.535 B	27.354	31.270	36.911	105.8	32:20.435
14	A	8:07.920	7:00.459	29.967	37.494	20.7	40:28.355
15	A	1:23.786	23.969	28.830	30.987	120.7	41:52.141
16	A	1:23.569	24.155	28.974	30.440	121.0	43:15.710
17	A	1:21.867	23.616	27.812	30.439	123.5	44:37.577
18	A	1:22.951	24.056	28.021	30.874	121.9	46:00.528

27 Jean-Eric Vergne — FRA

Andretti Autosport Formula E Team — Spark - Renault SRT_01 E

Lap	C	Time	Sector 1	Sector 2	Sector 3	Kph	Elapsed
1	B	2:06.035	55.489	34.180	36.366	80.2	2:06.035
2	B	1:28.180	24.628	29.243	34.309	114.6	3:34.215
3	B	1:25.114	24.543	28.911	31.660	118.8	4:59.329
4	B	1:26.658	23.061	27.466	36.131	116.7	6:25.987
5	B	1:21.553	23.099	28.104	30.350	124.0	7:47.540
6	B	1:21.126	23.068	27.816	30.242	124.6	9:08.666
7	B	1:38.682 B	25.370	35.391	37.921	102.4	10:47.348
8	B	7:46.624	6:45.285	30.238	31.101	21.7	18:33.972
9	B	1:20.902	22.883	27.988	30.031	125.0	19:54.874
10	B	2:05.337 B	43.081	37.973	44.283	80.7	22:00.211
11	B	2:51.674	1:36.565	34.919	40.190	58.9	24:51.885
12	B	1:20.193	22.684	27.640	29.869	126.1	26:12.078
13	B	1:22.779	23.929	28.357	30.493	122.1	27:34.857
14	B	1:21.788	23.036	28.303	30.449	123.6	28:56.645
15	B	1:27.777 B	22.927	28.625	36.225	115.2	30:24.422
16	A	6:01.789	4:53.077	32.851	35.861	27.9	36:26.211
17	A	1:20.361	22.884	27.740	29.737	125.8	37:46.572
18	A	1:26.940	24.786	30.224	31.930	116.3	39:13.512
19	A	1:19.997	22.926	27.544	29.527	126.4	40:33.509
20	A	1:31.172	24.599	30.601	35.972	110.9	42:04.681
21	A	1:17.395	21.844	26.603	28.948	130.6	43:22.076
22	A	1:30.135	25.632	31.470	33.033	112.2	44:52.211
23	A	1:19.598	22.697	27.244	29.657	127.0	46:11.809

28 Matthew Brabham — USA

Andretti Autosport Formula E Team — Spark - Renault SRT_01 E

Lap	C	Time	Sector 1	Sector 2	Sector 3	Kph	Elapsed
1	A	1:46.531	40.869	30.957	34.705	94.9	1:46.531
2	A	1:26.745	26.229	28.426	32.090	116.5	3:13.276
3	A	1:22.342	23.866	27.808	30.668	122.8	4:35.618
4	A	1:21.848	23.789	27.815	30.244	123.5	5:57.466
5	A	1:22.028	23.485	27.712	30.831	123.2	7:19.494
6	A	1:26.455 B	23.313	27.570	35.572	116.9	8:45.949
7	A	8:42.310	7:41.535	28.832	31.943	19.4	17:28.259
8	A	1:24.332	26.358	27.746	30.228	119.9	18:52.591
9	A	1:31.941 B	23.467	27.524	40.950	109.9	20:24.532
10	B	10:32.965	9:33.868	28.282	30.815	16.0	30:57.497
11	B	1:24.861	23.693	30.960	30.208	119.1	32:22.358
12	B	1:20.308	23.350	27.178	29.780	125.9	33:42.666
13	B	1:20.457	23.284	27.323	29.850	125.6	35:03.123
14	B	1:49.879	29.288	40.522	40.069	92.0	36:53.002
15	B	1:18.834	22.710	27.127	28.997	128.2	38:11.836
16	B	1:55.209	25.616	43.308	46.285	87.7	40:07.045
17	B	1:17.675	22.657	26.313	28.705	130.1	41:24.720
18	B	1:48.550	29.006	40.250	39.294	93.1	43:13.270
19	B	1:19.740	23.089	27.092	29.559	126.8	44:33.010
20	B	1:22.101	22.968	27.178	31.955	123.1	45:55.111

30 Stéphane Sarrazin — FRA

Venturi Formula E Team — Spark - Renault SRT_01 E

Lap	C	Time	Sector 1	Sector 2	Sector 3	Kph	Elapsed
1	A	2:25.463	1:22.591	29.967	32.905	69.5	2:25.463
2	A	1:23.458	24.495	27.942	31.021	121.1	3:48.921

Cup Sponsor
Global Partner
Founding Partners

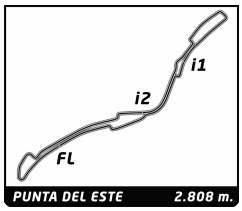

FIA Formula E Championship

Round 3 - Punta del Este ePrix

Non Qualifying Practice 1

Analysis

Official Timekeeper TAGHeuer

Personal Best | Session Best | B Crossing the finish line in pit lane

Lap	C	Time	Sector 1	Sector 2	Sector 3	Kph	Elapsed
3	A	1:22.664	23.807	28.035	30.822	122.3	5:11.585
4	A	1:21.938	23.479	27.360	31.099	123.4	6:33.523
5	A	1:22.085	23.593	27.579	30.913	123.2	7:55.608
6	A	1:26.303 B	23.447	27.539	35.317	117.1	9:21.911
7	A	6:10.037	5:11.231	28.109	30.697	27.3	15:31.948
8	A	1:21.347	23.187	27.654	30.506	124.3	16:53.295
9	A	1:21.231	23.198	27.481	30.552	124.4	18:14.526
10	A	1:21.329	23.363	27.533	30.433	124.3	19:35.855
11	A	1:50.439 B	25.567	37.817	47.055	91.5	21:26.294
12	B	5:12.158	4:09.019	30.224	32.915	32.4	26:38.452
13	B	1:18.593	22.275	26.839	29.479	128.6	27:57.045
14	B	1:18.168	22.369	26.489	29.310	129.3	29:15.213
15	B	1:46.949	27.602	39.000	40.347	94.5	31:02.162
16	B	1:17.222	22.054	26.201	28.967	130.9	32:19.384
17	B	1:31.951 B	23.647	31.734	36.570	109.9	33:51.335
18	B	3:21.148	2:21.986	27.980	31.182	50.3	37:12.483
19	B	1:20.752	23.376	27.332	30.044	125.2	38:33.235
20	B	1:22.928	23.575	28.107	31.246	121.9	39:56.163
21	B	1:21.318	23.161	27.580	30.577	124.3	41:17.481
22	B	1:29.725	23.412	27.370	38.943	112.7	42:47.206
23	B	1:17.580	22.144	26.310	29.126	130.3	44:04.786
24	B	1:23.762	25.312	27.796	30.654	120.7	45:28.548

55 Antonio Felix da Costa — PRT

Amlin Aguri — Spark - Renault SRT_01 E

Lap	C	Time	Sector 1	Sector 2	Sector 3	Kph	Elapsed
1	B	2:53.983	1:47.056	32.096	34.831	58.1	2:53.983
2	B	1:25.897	24.706	28.702	32.489	117.7	4:19.880
3	B	1:24.056	24.350	28.487	31.219	120.3	5:43.936
4	B	1:22.553	23.850	28.189	30.514	122.5	7:06.489
5	B	1:27.777 B	23.898	28.640	35.239	115.2	8:34.266
6	B	9:43.950	8:39.167	30.267	34.516	17.3	18:18.216
7	B	1:23.897	24.165	28.916	30.816	120.5	19:42.113
8	B	1:50.266 B	28.943	34.741	46.582	91.7	21:32.379
9	B	5:45.911	4:40.517	29.984	35.410	29.2	27:18.290
10	B	1:22.159	23.541	28.134	30.484	123.0	28:40.449
11	B	1:23.384	23.526	28.906	30.952	121.2	30:03.833
12	B	1:23.870	24.376	28.795	30.699	120.5	31:27.703
13	B	1:23.304	23.964	28.705	30.635	121.3	32:51.007
14	B	1:22.332	23.952	28.061	30.319	122.8	34:13.339
15	B	1:29.210 B	23.999	27.994	37.217	113.3	35:42.549
16	A	5:06.452	4:03.759	30.472	32.221	33.0	40:49.001
17	A	1:21.469	23.454	27.682	30.333	124.1	42:10.470
18	A	1:49.103	28.176	38.843	42.084	92.7	43:59.573
19	A	1:18.275	22.344	26.727	29.204	129.1	45:17.848

66 Daniel Abt — DEU

Audi Sport ABT Formula E Team — Spark - Renault SRT_01 E

Lap	C	Time	Sector 1	Sector 2	Sector 3	Kph	Elapsed
1	B	2:03.498	59.120	31.076	33.302	81.9	2:03.498
2	B	1:24.538	24.627	29.009	30.902	119.6	3:28.036
3	B	1:27.654	27.613	28.871	31.170	115.3	4:55.690
4	B	1:28.934 B	24.539	29.086	35.309	113.7	6:24.624
5	A	5:44.371	4:42.593	30.886	30.892	29.4	12:08.995
6	A	1:21.404	23.579	27.451	30.374	124.2	13:30.399
7	A	1:22.965	24.659	27.670	30.636	121.8	14:53.364
8	A	1:21.547	23.521	27.800	30.226	124.0	16:14.911
9	A	1:22.454	23.664	27.911	30.879	122.6	17:37.365
10	A	1:24.719	24.785	28.090	31.844	119.3	19:02.084
11	A	1:33.998 B	23.235	28.104	42.659	107.5	20:36.082
12	A	4:21.151	3:19.723	28.740	32.688	38.7	24:57.233
13	A	1:20.443	23.472	27.273	29.698	125.7	26:17.676
14	A	1:21.331	23.473	27.622	30.236	124.3	27:39.007
15	A	1:22.119	23.159	28.343	30.617	123.1	29:01.126
16	A	1:21.057	23.557	27.668	29.832	124.7	30:22.183
17	A	1:21.224	23.929	27.556	29.739	124.5	31:43.407
18	A	1:27.987 B	23.646	27.838	36.503	114.9	33:11.394
19	B	7:01.134	5:35.724	36.710	48.700	24.0	40:12.528
20	B	1:16.828	22.126	26.229	28.473	131.6	41:29.356
21	B	1:36.556 B	28.656	31.605	36.295	104.7	43:05.912

77 Salvador Duran — MEX

Amlin Aguri — Spark - Renault SRT_01 E

Lap	C	Time	Sector 1	Sector 2	Sector 3	Kph	Elapsed
1	A	2:37.057	1:30.465	32.486	34.106	64.4	2:37.057
2	A	1:25.557	24.999	29.036	31.522	118.2	4:02.614
3	A	1:24.740	24.305	28.468	31.967	119.3	5:27.354
4	A	1:25.731	25.231	28.539	31.961	117.9	6:53.085
5	A	1:25.483	24.784	28.599	32.100	118.3	8:18.568
6	A	1:24.920	24.787	28.533	31.600	119.0	9:43.488
7	A	1:24.093	24.514	28.326	31.253	120.2	11:07.581
8	A	1:33.610 B	24.694	29.727	39.189	108.0	12:41.191
9	A	5:20.961	4:21.655	28.549	30.757	31.5	18:02.152
10	A	1:22.751	24.447	27.851	30.453	122.2	19:24.903
11	A	2:00.243 B	31.970	41.833	46.440	84.1	21:25.146
12	B	10:06.888	9:05.685	29.762	31.441	16.7	31:32.034
13	B	1:26.084	25.476	28.682	31.926	117.4	32:58.118
14	B	1:22.973	24.377	27.962	30.634	121.8	34:21.091
15	B	1:23.238	24.894	27.880	30.464	121.4	35:44.329
16	B	1:23.543	24.465	27.935	31.143	121.0	37:07.872
17	B	1:24.165	24.377	29.306	30.482	120.1	38:32.037
18	B	1:31.607 B	24.402	28.086	39.119	110.3	40:03.644

88 Antonio Garcia — ESP

China Racing Formula E Team — Spark - Renault SRT_01 E

Lap	C	Time	Sector 1	Sector 2	Sector 3	Kph	Elapsed
1	A	2:35.873	1:29.517	32.703	33.653	64.9	2:35.873
2	A	1:25.367	24.801	28.828	31.738	118.4	4:01.240
3	A	1:23.213	24.230	28.040	30.943	121.5	5:24.453
4	A	1:23.879	23.962	28.859	31.058	120.5	6:48.332
5	A	1:22.825	23.990	28.112	30.723	122.1	8:11.157
6	A	1:22.300	23.807	28.009	30.484	122.8	9:33.457
7	A	1:21.763	23.758	27.765	30.240	123.6	10:55.220
8	A	1:22.167	23.693	28.146	30.328	123.0	12:17.387
9	A	1:21.867	23.666	27.822	30.379	123.5	13:39.254
10	A	1:21.230	23.472	27.581	30.177	124.4	15:00.484
11	A	1:21.852	23.748	27.830	30.274	123.5	16:22.336
12	A	1:23.353	23.716	27.782	31.855	121.3	17:45.689
13	A	1:21.779	23.921	27.667	30.191	123.6	19:07.468
14	A	2:08.041 B	26.372	41.323	1:00.346	78.9	21:15.509
15	B	5:56.136	4:45.130	33.697	37.309	28.4	27:11.645
16	B	1:21.082	23.356	27.406	30.320	124.7	28:32.727
17	B	1:18.504	22.433	26.318	29.753	128.8	29:51.231
18	B	1:47.888	29.988	37.675	40.225	93.7	31:39.119
19	B	1:29.592	23.164	28.082	38.346	112.8	33:08.711
20	B	1:48.303	31.740	37.758	38.805	93.3	34:57.014
21	B	1:19.995	23.146	27.046	29.803	126.4	36:17.009
22	B	1:36.218	28.640	36.512	31.066	105.1	37:53.227

Cup Sponsor
Global Partner
Founding Partners

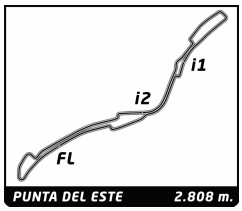

FIA Formula E Championship

Round 3 - Punta del Este ePrix

Non Qualifying Practice 1

Analysis

Official Timekeeper TAGHeuer

Personal Best | Session Best | **B** Crossing the finish line in pit lane

Lap	C	Time	Sector 1	Sector 2	Sector 3	Kph	Elapsed	Lap	Time	Sector 1	Sector 2	Sector 3	Kph	Elapsed
23	B	1:20.841	23.285	27.340	30.216	125.0	39:14.068							
24	B	1:33.272	26.838	32.563	33.871	108.4	40:47.340							
25	B	1:20.524	23.143	27.588	29.793	125.5	42:07.864							
26	B	1:20.096	23.173	27.303	29.620	126.2	43:27.960							
27	B	1:24.965	25.767	29.270	29.928	119.0	44:52.925							
28	B	1:19.822	23.166	27.072	29.584	126.6	46:12.747							

99 **Nelson Piquet JR** BRA

China Racing Formula E Team — Spark - Renault SRT_01 E

1	B	2:21.056	1:14.943	32.412	33.701	71.7	2:21.056
2	B	1:25.033	24.897	28.716	31.420	118.9	3:46.089
3	B	1:23.430	23.708	28.512	31.210	121.2	5:09.519
4	B	1:22.640	23.723	28.154	30.763	122.3	6:32.159
5	B	1:21.740	23.425	27.876	30.439	123.7	7:53.899
6	B	1:21.499	23.387	27.751	30.361	124.0	9:15.398
7	B	1:23.803	23.334	28.794	31.675	120.6	10:39.201
8	B	1:21.378	23.334	27.796	30.248	124.2	12:00.579
9	B	1:20.852	23.201	27.710	29.941	125.0	13:21.431
10	B	1:20.413	23.037	27.439	29.937	125.7	14:41.844
11	B	1:20.049	23.068	27.508	29.473	126.3	16:01.893
12	B	1:23.970	24.308	28.542	31.120	120.4	17:25.863
13	B	1:34.083 **B**	23.090	27.394	43.599	107.4	18:59.946
14	A	10:09.823	8:53.112	38.949	37.762	16.6	29:09.769
15	A	1:19.903	23.343	27.155	29.405	126.5	30:29.672
16	A	1:18.713	22.537	26.841	29.335	128.4	31:48.385
17	A	1:40.624	28.693	35.904	36.027	100.5	33:29.009
18	A	2:04.648	22.948	27.183	1:14.517	81.1	35:33.657
19	A	1:35.509	22.764	31.092	41.653	105.8	37:09.166
20	A	1:21.189	23.544	28.111	29.534	124.5	38:30.355
21	A	1:20.038	22.983	27.694	29.361	126.3	39:50.393
22	A	1:20.304	23.286	27.511	29.507	125.9	41:10.697
23	A	1:21.961	24.672	27.889	29.400	123.3	42:32.658
24	A	1:40.725	25.121	40.310	35.294	100.4	44:13.383
25	A	1:20.367	24.428	27.218	28.721	125.8	45:33.750

Cup Sponsor
Global Partner
Founding Partners

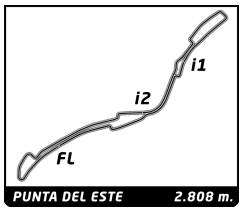

Round 3 - Punta del Este ePrix

FIA Formula E Championship

Non Qualifying Practice 1

Weather Report

Official Timekeeper TAGHeuer

Air Temperature

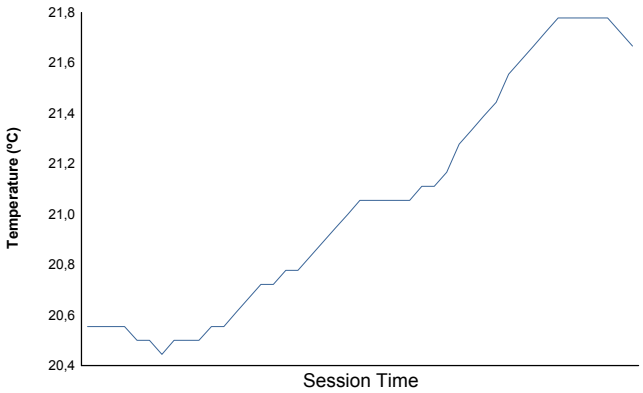

Track Temperature



Humidity

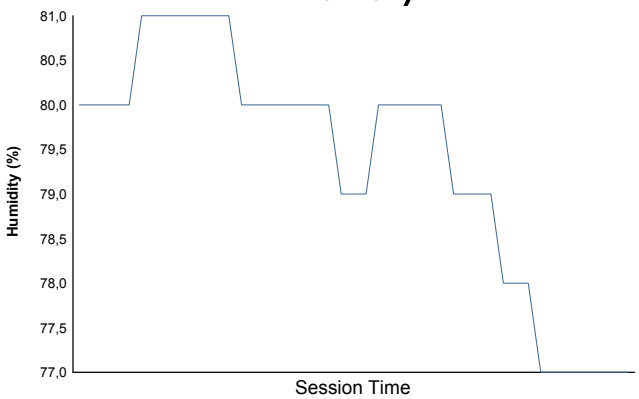

Pressure

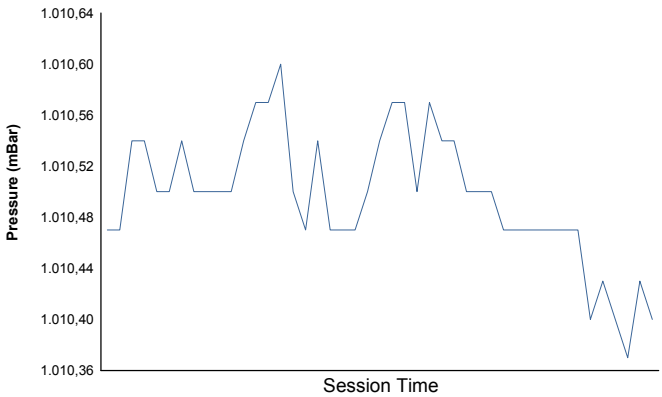

Wind Speed

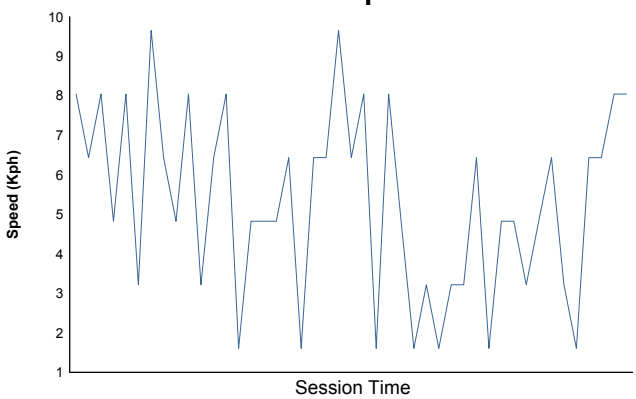

Wind direction

North = 0º/360º Est = 90º South = 180º West= 270º

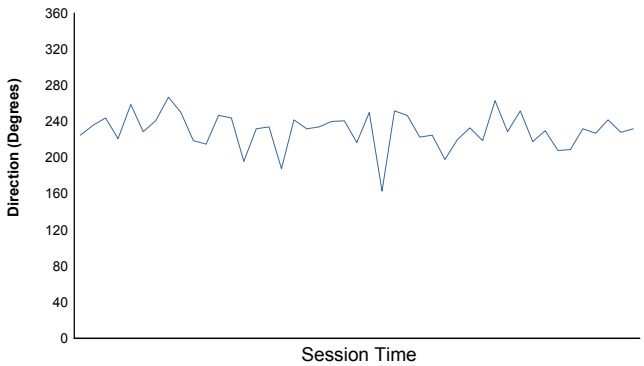

Track Status: **DRY**

Cup Sponsor

Global Partner

Founding Partners

FIA Formula·e Championship

Posted at 11 h 10 m

Doc No. 24

FIA Formula E Championship
Round 3 - Punta del Este ePrix
Non Qualifying Practice 2

Classification

Official Timekeeper TAGHeuer

	Nr.	Driver	Nat	Team	Car	Time	Lap	Total	Gap		Kph
1	3	Jaime Alguersuari	ESP	Virgin Racing Formula E Team	Spark - Renault SRT_01 E	**1:15.930**	9	13	-	-	**133.1**
2	11	Lucas di Grassi	BRA	Audi Sport ABT Formula E Team	Spark - Renault SRT_01 E	**1:16.075**	6	12	+0.145	+0.145	**132.9**
3	30	Stéphane Sarrazin	FRA	Venturi Formula E Team	Spark - Renault SRT_01 E	**1:16.548**	7	13	+0.618	+0.473	**132.1**
4	8	Nicolas Prost	FRA	Team e.dams Renault	Spark - Renault SRT_01 E	**1:16.548**	15	15	+0.618	+0.000	**132.1**
5	9	Sébastien Buemi	CHE	Team e.dams Renault	Spark - Renault SRT_01 E	**1:16.600**	13	14	+0.670	+0.052	**132.0**
6	99	Nelson Piquet JR	BRA	China Racing Formula E Team	Spark - Renault SRT_01 E	**1:16.689**	10	11	+0.759	+0.089	**131.8**
7	55	Antonio Felix da Costa	PRT	Amlin Aguri	Spark - Renault SRT_01 E	**1:16.716**	7	7	+0.786	+0.027	**131.8**
8	7	Jérôme D'Ambrosio	BEL	Dragon Racing Formula E Team	Spark - Renault SRT_01 E	**1:17.006**	4	11	+1.076	+0.290	**131.3**
9	23	Nick Heidfeld	DEU	Venturi Formula E Team	Spark - Renault SRT_01 E	**1:17.214**	14	15	+1.284	+0.208	**130.9**
10	2	Sam Bird	GBR	Virgin Racing Formula E Team	Spark - Renault SRT_01 E	**1:17.233**	2	10	+1.303	+0.019	**130.9**
11	6	Oriol Servià	ESP	Dragon Racing Formula E Team	Spark - Renault SRT_01 E	**1:17.502**	5	13	+1.572	+0.269	**130.4**
12	10	Jarno Trulli	ITA	Trulli Formula E Team	Spark - Renault SRT_01 E	**1:17.660**	9	9	+1.730	+0.158	**130.2**
13	66	Daniel Abt	DEU	Audi Sport ABT Formula E Team	Spark - Renault SRT_01 E	**1:17.885**	6	14	+1.955	+0.225	**129.8**
14	27	Jean-Eric Vergne	FRA	Andretti Autosport Formula E Team	Spark - Renault SRT_01 E	**1:18.052**	12	13	+2.122	+0.167	**129.5**
15	21	Bruno Senna	BRA	Mahindra Racing Formula E Team	Spark - Renault SRT_01 E	**1:18.355**	2	14	+2.425	+0.303	**129.0**
16	77	Salvador Duran	MEX	Amlin Aguri	Spark - Renault SRT_01 E	**1:18.701**	11	12	+2.771	+0.346	**128.4**
17	88	Antonio Garcia	ESP	China Racing Formula E Team	Spark - Renault SRT_01 E	**1:19.232**	9	9	+3.302	+0.531	**127.6**
18	18	Michela Cerruti	ITA	Trulli Formula E Team	Spark - Renault SRT_01 E	**1:20.615**	8	10	+4.685	+1.383	**125.4**
19	28	Matthew Brabham	USA	Andretti Autosport Formula E Team	Spark - Renault SRT_01 E	**1:20.856**	3	8	+4.926	+0.241	**125.0**
20	5	Karun Chandhok	IND	Mahindra Racing Formula E Team	Spark - Renault SRT_01 E	**1:22.910**	3	7	+6.980	+2.054	**121.9**

Fastest Lap	Lap 9	Jaime Alguersuari	**1:15.930**	133.1 Kph

Published at: .....

Track Status: **DRY**

Race Director:	**Timekeeper:** Hanowski

Cup Sponsor: BCN World
Global Partner: Julius Bär Swiss Private Banking
Founding Partners: Michelin, TAGHeuer, Renault, Qualcomm, DHL, BMW i.

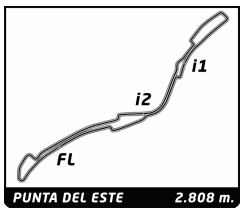

FIA Formula E Championship

Round 3 - Punta del Este ePrix

Non Qualifying Practice 2

Best Sector Times

Official Timekeeper TAGHeuer

	SECTOR 1		SECTOR 2		SECTOR 3	
Pos	Driver	Time	Driver	Time	Driver	Time
1	9 S.Buemi	21.521	8 N.Prost	25.805	11 L.di Grassi	28.209
2	99 N.Piquet JR	21.583	3 J.Alguersuari	25.814	3 J.Alguersuari	28.368
3	3 J.Alguersuari	21.748	30 S.Sarrazin	25.901	9 S.Buemi	28.552
4	7 J.D'Ambrosio	21.785	10 J.Trulli	26.020	55 A.da Costa	28.636
5	30 S.Sarrazin	21.794	11 L.di Grassi	26.027	30 S.Sarrazin	28.730
6	27 J.Vergne	21.795	27 J.Vergne	26.127	8 N.Prost	28.736
7	66 D.Abt	21.809	23 N.Heidfeld	26.142	99 N.Piquet JR	28.772
8	11 L.di Grassi	21.839	99 N.Piquet JR	26.173	2 S.Bird	28.785
9	23 N.Heidfeld	21.856	55 A.da Costa	26.174	27 J.Vergne	28.812
10	55 A.da Costa	21.906	7 J.D'Ambrosio	26.179	10 J.Trulli	28.871
11	6 O.Servià	22.005	2 S.Bird	26.222	23 N.Heidfeld	28.875
12	8 N.Prost	22.007	66 D.Abt	26.243	7 J.D'Ambrosio	29.042
13	5 K.Chandhok	22.127	9 S.Buemi	26.256	6 O.Servià	29.076
14	88 A.Garcia	22.154	77 S.Duran	26.336	21 B.Senna	29.234
15	10 J.Trulli	22.193	6 O.Servià	26.410	77 S.Duran	29.333
16	2 S.Bird	22.226	21 B.Senna	26.511	88 A.Garcia	29.476
17	77 S.Duran	22.356	88 A.Garcia	26.562	66 D.Abt	29.833
18	21 B.Senna	22.610	28 M.Brabham	26.621	18 M.Cerruti	30.142
19	18 M.Cerruti	22.971	5 K.Chandhok	26.794	28 M.Brabham	30.204
20	28 M.Brabham	23.108	18 M.Cerruti	27.155	5 K.Chandhok	30.708

Pos	Driver	Ideal Lap	Best Lap	
1	3 J.Alguersuari	1'15.930	1:15.930	(1)
2	11 L.di Grassi	1'16.075	1:16.075	(2)
3	9 S.Buemi	1'16.329	1:16.600	(5)
4	30 S.Sarrazin	1'16.425	1:16.548	(4)
5	99 N.Piquet JR	1'16.528	1:16.689	(6)
6	8 N.Prost	1'16.548	1:16.548	(3)
7	55 A.da Costa	1'16.716	1:16.716	(7)
8	27 J.Vergne	1'16.734	1:18.052	(14)
9	23 N.Heidfeld	1'16.873	1:17.214	(9)
10	7 J.D'Ambrosio	1'17.006	1:17.006	(8)
11	10 J.Trulli	1'17.084	1:17.660	(12)
12	2 S.Bird	1'17.233	1:17.233	(10)
13	6 O.Servià	1'17.491	1:17.502	(11)
14	66 D.Abt	1'17.885	1:17.885	(13)
15	77 S.Duran	1'18.025	1:18.701	(16)
16	88 A.Garcia	1'18.192	1:19.232	(17)
17	21 B.Senna	1'18.355	1:18.355	(15)
18	5 K.Chandhok	1'19.629	1:22.910	(20)
19	28 M.Brabham	1'19.933	1:20.856	(19)
20	18 M.Cerruti	1'20.268	1:20.615	(18)

Cup Sponsor
Global Partner
Founding Partners

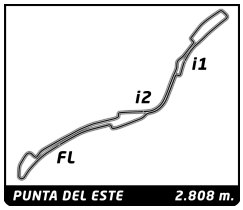

FIA Formula E Championship

Round 3 - Punta del Este ePrix

Non Qualifying Practice 2

Fastest Lap Sequence

Official Timekeeper TAGHeuer

Practice Time	Driver	Team	Car	Time	Kph	Lap
2:59.766	28 Matthew Brabham	Andretti Autosport Formula E Team	Spark - Renault SRT_01 E	**1:22.144**	123.1	2
3:03.402	2 Sam Bird	Virgin Racing Formula E Team	Spark - Renault SRT_01 E	**1:17.233**	130.9	2
14:01.802	3 Jaime Alguersuari	Virgin Racing Formula E Team	Spark - Renault SRT_01 E	**1:16.674**	131.8	6
14:26.814	30 Stéphane Sarrazin	Venturi Formula E Team	Spark - Renault SRT_01 E	**1:16.548**	132.1	7
15:08.556	11 Lucas di Grassi	Audi Sport ABT Formula E Team	Spark - Renault SRT_01 E	**1:16.075**	132.9	6
24:25.939	3 Jaime Alguersuari	Virgin Racing Formula E Team	Spark - Renault SRT_01 E	**1:15.930**	133.1	9

Cup Sponsor
Global Partner
Founding Partners

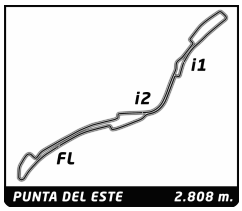

FIA Formula E Championship

Round 3 - Punta del Este ePrix

Non Qualifying Practice 2

Analysis

Official Timekeeper TAGHeuer

Personal Best | Session Best | **B** Crossing the finish line in pit lane

2 Sam Bird — GBR

Virgin Racing Formula E Team — Spark - Renault SRT_01 E

Lap	C	Time	Sector 1	Sector 2	Sector 3	Kph	Elapsed
1	A	1:46.169	32.536	34.061	39.572	95.2	1:46.169
2	A	1:17.233	22.226	26.222	28.785	130.9	3:03.402
3	A	2:11.109	29.720	46.738	54.651	77.1	5:14.511
4	A	1:59.852 B	39.563	32.355	47.934	84.3	7:14.363
5	B	6:07.043	4:51.538	35.280	40.225	27.5	13:21.406
6	B	1:19.971	22.852	27.203	29.916	126.4	14:41.377
7	B	1:58.358 B	26.911	40.648	50.799	85.4	16:39.735
8	B	7:55.667 B	6:39.154	35.384	41.129	21.3	24:35.402
9	B	1:59.025 B	51.968	27.875	39.182	84.9	26:34.427
10	B	1:50.187 B	48.070	27.602	34.515	91.7	28:24.614

3 Jaime Alguersuari — ESP

Virgin Racing Formula E Team — Spark - Renault SRT_01 E

Lap	C	Time	Sector 1	Sector 2	Sector 3	Kph	Elapsed
1	A	2:21.989	1:10.129	32.664	39.196	71.2	2:21.989
2	A	1:34.319	22.396	31.092	40.831	107.2	3:56.308
3	A	1:28.564	22.444	26.283	39.837	114.1	5:24.872
4	A	2:18.877 B	38.834	45.865	54.178	72.8	7:43.749
5	A	5:01.379	3:53.984	32.810	34.585	33.5	12:45.128
6	A	1:16.674	21.750	26.462	28.462	131.8	14:01.802
7	A	2:06.303 B	32.902	46.467	46.934	80.0	16:08.105
8	B	7:01.904	5:53.156	34.011	34.737	24.0	23:10.009
9	B	1:15.930	21.748	25.814	28.368	133.1	24:25.939
10	B	1:44.459	30.050	37.090	37.319	96.8	26:10.398
11	B	1:20.402	22.982	27.463	29.957	125.7	27:30.800
12	B	1:20.456	23.203	27.449	29.804	125.6	28:51.256
13	B	1:32.059 B	23.061	31.327	37.671	109.8	30:23.315

5 Karun Chandhok — IND

Mahindra Racing Formula E Team — Spark - Renault SRT_01 E

Lap	C	Time	Sector 1	Sector 2	Sector 3	Kph	Elapsed
1	B	1:52.110	42.110	30.007	39.993	90.2	1:52.110
2	B	1:31.357	27.423	33.226	30.708	110.7	3:23.467
3	B	1:22.910	23.719	28.427	30.764	121.9	4:46.377
4	B	1:44.635 B	23.646	28.125	52.864	96.6	6:31.012
5	B	15:16.666	...	32.614	36.876	11.0	21:47.678
6	B	1:49.231	33.640	37.652	37.939	92.5	23:36.909
7	B	1:37.316 B	22.127	26.794	48.395	103.9	25:14.225

6 Oriol Servià — ESP

Dragon Racing Formula E Team — Spark - Renault SRT_01 E

Lap	C	Time	Sector 1	Sector 2	Sector 3	Kph	Elapsed
1	A	3:08.551	1:58.019	33.014	37.518	53.6	3:08.551
2	A	1:18.567	22.520	26.472	29.575	128.7	4:27.118
3	A	2:22.772 B	32.783	59.708	50.281	70.8	6:49.890
4	A	5:45.799	4:26.617	41.352	37.830	29.2	12:35.689
5	A	1:17.502	22.016	26.410	29.076	130.4	13:53.191
6	A	1:46.352	33.732	36.937	35.683	95.1	15:39.543
7	A	1:34.504 B	23.018	27.567	43.919	107.0	17:14.047
8	A	6:30.643	5:18.527	33.173	38.943	25.9	23:44.690
9	A	1:22.375	22.005	26.639	33.731	122.7	25:07.065
10	A	1:25.897	23.417	27.550	34.930	117.7	26:32.962
11	A	1:21.237	23.538	27.551	30.148	124.4	27:54.199
12	A	1:21.606	23.130	27.813	30.663	123.9	29:15.805
13	A	1:21.255	23.390	27.629	30.236	124.4	30:37.060

7 Jérôme D'Ambrosio — BEL

Dragon Racing Formula E Team — Spark - Renault SRT_01 E

Lap	C	Time	Sector 1	Sector 2	Sector 3	Kph	Elapsed
1	B	7:58.166 B	6:10.611	44.280	1:03.275	21.1	7:58.166
2	B	3:26.785	2:15.004	37.355	34.426	48.9	11:24.951
3	B	1:32.016	22.123	27.182	42.711	109.9	12:56.967
4	B	1:17.006	21.785	26.179	29.042	131.3	14:13.973
5	B	1:54.814	32.953	42.001	39.860	88.0	16:08.787
6	B	2:07.238 B	27.750	48.200	51.288	79.4	18:16.025
7	B	3:35.686	2:27.851	32.743	35.092	46.9	21:51.711
8	B	1:21.167	23.255	27.808	30.104	124.5	23:12.878
9	B	1:47.081 B	26.975	35.775	44.331	94.4	24:59.959
10	A	4:47.707	3:42.736	32.790	32.181	35.1	29:47.666
11	A	1:22.238	23.778	27.717	30.743	122.9	31:09.904

8 Nicolas Prost — FRA

Team e.dams Renault — Spark - Renault SRT_01 E

Lap	C	Time	Sector 1	Sector 2	Sector 3	Kph	Elapsed
1	A	1:58.725	44.452	29.583	44.690	85.1	1:58.725
2	A	1:21.731	23.255	28.262	30.214	123.7	3:20.456
3	A	1:21.183	23.342	27.724	30.117	124.5	4:41.639
4	A	1:31.124 B	22.985	27.323	40.816	110.9	6:12.763
5	A	4:34.814	3:32.478	27.534	34.802	36.8	10:47.577
6	A	1:22.630	23.014	27.780	31.836	122.3	12:10.207
7	A	1:25.105	22.767	27.475	34.863	118.8	13:35.312
8	A	1:20.670	23.642	27.231	29.797	125.3	14:55.982
9	A	1:25.094	23.063	29.371	32.660	118.8	16:21.076
10	A	2:13.493 B	29.264	41.125	1:03.104	75.7	18:34.569
11	B	5:24.213	4:16.190	31.181	36.842	31.2	23:58.782
12	B	1:41.992	28.045	36.614	37.333	99.1	25:40.774
13	B	1:27.249	22.105	26.231	38.913	115.9	27:08.023
14	B	1:42.121	28.245	36.138	37.738	99.0	28:50.144
15	B	1:16.548	22.007	25.805	28.736	132.1	30:06.692

9 Sébastien Buemi — CHE

Team e.dams Renault — Spark - Renault SRT_01 E

Lap	C	Time	Sector 1	Sector 2	Sector 3	Kph	Elapsed
1	B	4:45.824	3:42.972	31.651	31.201	35.4	4:45.824
2	B	1:29.009 B	23.008	27.071	38.930	113.6	6:14.833
3	B	4:23.277	3:17.955	32.598	32.724	38.4	10:38.110
4	B	1:19.451	22.879	27.100	29.472	127.2	11:57.561
5	B	1:19.878	22.777	26.986	30.115	126.6	13:17.439
6	B	1:24.604	25.862	27.803	30.939	119.5	14:42.043
7	B	1:26.674	27.127	29.332	30.215	116.6	16:08.717
8	B	2:09.768 B	28.358	48.527	52.883	77.9	18:18.485
9	A	5:33.903	4:21.963	34.260	37.680	30.3	23:52.388
10	A	1:23.177	21.799	26.256	35.122	121.5	25:15.565
11	A	1:34.354	23.290	27.602	43.462	107.1	26:49.919
12	A	1:36.301	26.689	30.359	39.253	105.0	28:26.220
13	A	1:16.600	21.521	26.527	28.552	132.0	29:42.820
14	A	1:43.507 B	28.387	35.484	39.636	97.7	31:26.327

10 Jarno Trulli — ITA

Trulli Formula E Team — Spark - Renault SRT_01 E

Lap	C	Time	Sector 1	Sector 2	Sector 3	Kph	Elapsed
1	B	2:51.310	1:43.831	31.187	36.292	59.0	2:51.310
2	B	1:41.431 B	22.261	26.020	53.150	99.7	4:32.741
3	A	7:53.351	6:36.141	33.106	44.104	21.4	12:26.092
4	A	1:34.242	28.491	33.311	32.440	107.3	14:00.334

Cup Sponsor: BCN World
Global Partner: Julius Bär SWISS PRIVATE BANKING
Founding Partners: MICHELIN, TAGHeuer, RENAULT, QUALCOMM, DHL, BMW i.

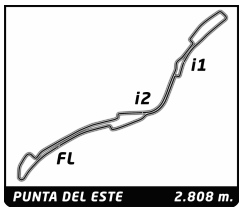

FIA Formula E Championship

Round 3 - Punta del Este ePrix

Non Qualifying Practice 2

Analysis

Official Timekeeper TAGHeuer

Personal Best | Session Best | **B** Crossing the finish line in pit lane

Lap	C	Time	Sector 1	Sector 2	Sector 3	Kph	Elapsed
5	A	1:35.823	24.850	35.421	35.552	105.5	15:36.157
6	A	1:36.669 B	22.193	27.520	46.956	104.6	17:12.826
7	A	10:13.492	9:07.850	30.519	35.123	16.5	27:26.318
8	A	1:47.256	26.231	43.287	37.738	94.2	29:13.574
9	A	1:17.660	22.626	26.163	28.871	130.2	30:31.234

11 Lucas di Grassi — BRA

Audi Sport ABT Formula E Team — Spark - Renault SRT_01 E

Lap	C	Time	Sector 1	Sector 2	Sector 3	Kph	Elapsed
1	B	1:43.663	31.062	31.707	40.894	97.5	1:43.663
2	B	2:46.815 B	36.158	1:02.443	1:08.214	60.6	4:30.478
3	A	6:13.414	5:01.805	34.715	36.894	27.1	10:43.892
4	A	1:17.405	22.415	26.423	28.567	130.6	12:01.297
5	A	1:51.184	31.465	44.743	34.976	90.9	13:52.481
6	A	1:16.075	21.839	26.027	28.209	132.9	15:08.556
7	A	1:37.508 B	27.190	30.632	39.686	103.7	16:46.064
8	A	5:15.428	4:08.648	30.870	35.910	32.0	22:01.492
9	A	1:21.562	23.602	27.865	30.095	123.9	23:23.054
10	A	1:21.905	23.801	27.889	30.215	123.4	24:44.959
11	A	1:20.962	23.300	27.500	30.162	124.9	26:05.921
12	A	1:32.287 B	25.371	30.799	36.117	109.5	27:38.208

18 Michela Cerruti — ITA

Trulli Formula E Team — Spark - Renault SRT_01 E

Lap	C	Time	Sector 1	Sector 2	Sector 3	Kph	Elapsed
1	A	2:32.475	1:18.929	35.632	37.914	66.3	2:32.475
2	A	1:24.814	23.907	28.332	32.575	119.2	3:57.289
3	A	2:06.478 B	28.609	41.221	56.648	79.9	6:03.767
4	B	7:09.532	5:54.032	35.171	40.329	23.5	13:13.299
5	B	1:21.533	23.769	27.531	30.233	124.0	14:34.832
6	B	2:09.696 B	29.965	45.516	54.215	77.9	16:44.528
7	B	5:32.899	4:22.933	33.182	36.784	30.4	22:17.427
8	B	1:20.615	23.318	27.155	30.142	125.4	23:38.042
9	B	1:46.799	28.826	35.931	42.042	94.7	25:24.841
10	B	1:55.294 B	22.971	27.647	1:04.676	87.7	27:20.135

21 Bruno Senna — BRA

Mahindra Racing Formula E Team — Spark - Renault SRT_01 E

Lap	C	Time	Sector 1	Sector 2	Sector 3	Kph	Elapsed
1	B	2:13.688	41.153	42.143	50.392	75.6	2:13.688
2	B	1:18.355	22.610	26.511	29.234	129.0	3:32.043
3	B	2:10.979 B	32.345	41.705	56.929	77.2	5:43.022
4	B	4:56.584	3:55.619	29.409	31.556	34.1	10:39.606
5	B	1:20.949	23.618	27.412	29.919	124.9	12:00.555
6	B	1:26.085 B	23.722	28.618	33.745	117.4	13:26.640
7	A	8:04.666	7:04.846	28.785	31.035	20.9	21:31.306
8	A	1:20.790	23.528	27.343	29.919	125.1	22:52.096
9	A	1:19.776	23.170	27.125	29.481	126.7	24:11.872
10	A	1:24.102	22.814	27.301	33.987	120.2	25:35.974
11	A	1:24.513	23.593	27.317	33.603	119.6	27:00.487
12	A	1:21.407	22.939	27.606	30.862	124.2	28:21.894
13	A	1:19.571	22.984	27.139	29.448	127.0	29:41.465
14	A	1:19.624	23.123	27.037	29.464	127.0	31:01.089

23 Nick Heidfeld — DEU

Venturi Formula E Team — Spark - Renault SRT_01 E

Lap	C	Time	Sector 1	Sector 2	Sector 3	Kph	Elapsed
1	A	2:09.763	1:00.081	29.449	40.233	77.9	2:09.763
2	A	1:22.309	23.811	27.977	30.521	122.8	3:32.072
3	A	1:24.832	24.553	27.807	32.472	119.2	4:56.904
4	A	1:43.131 B	23.636	32.579	46.916	98.0	6:40.035
5	A	4:13.147	3:07.017	28.591	37.539	39.9	10:53.182
6	A	1:22.191	23.597	27.892	30.702	123.0	12:15.373
7	A	1:21.302	23.326	27.669	30.307	124.3	13:36.675
8	A	1:29.655 B	23.707	28.566	37.382	112.8	15:06.330
9	B	6:50.623	5:43.319	32.148	35.156	24.6	21:56.953
10	B	1:34.915	24.904	35.192	34.819	106.5	23:31.868
11	B	1:22.684	21.856	26.380	34.448	122.3	24:54.552
12	B	1:20.815	22.360	26.208	32.247	125.1	26:15.367
13	B	1:46.091	28.926	35.028	42.137	95.3	28:01.458
14	B	1:17.214	22.197	26.142	28.875	130.9	29:18.672
15	B	1:32.610 B	22.215	34.182	36.213	109.2	30:51.282

27 Jean-Eric Vergne — FRA

Andretti Autosport Formula E Team — Spark - Renault SRT_01 E

Lap	C	Time	Sector 1	Sector 2	Sector 3	Kph	Elapsed
1	B	1:56.357	38.266	32.470	45.621	86.9	1:56.357
2	B	1:20.691	23.472	27.551	29.668	125.3	3:17.048
3	B	1:18.120	23.013	26.295	28.812	129.4	4:35.168
4	B	1:29.496 B	23.126	27.758	38.612	113.0	6:04.664
5	B	6:02.272	5:00.948	29.230	32.094	27.9	12:06.936
6	B	1:20.473	23.063	27.555	29.855	125.6	13:27.409
7	B	1:22.605	23.831	27.619	31.155	122.4	14:50.014
8	B	1:25.923 B	22.901	27.526	35.496	117.6	16:15.937
9	A	8:43.198	7:16.064	35.102	52.032	19.3	24:59.135
10	A	1:54.616	21.795	26.345	1:06.476	88.2	26:53.751
11	A	1:36.833	26.917	35.527	34.389	104.4	28:30.584
12	A	1:18.052	22.255	26.127	29.670	129.5	29:48.636
13	A	1:23.007	24.624	27.877	30.506	121.8	31:11.643

28 Matthew Brabham — USA

Andretti Autosport Formula E Team — Spark - Renault SRT_01 E

Lap	C	Time	Sector 1	Sector 2	Sector 3	Kph	Elapsed
1	A	1:37.622	33.367	30.045	34.210	103.6	1:37.622
2	A	1:22.144	23.324	28.379	30.441	123.1	2:59.766
3	A	1:20.856	23.131	27.521	30.204	125.0	4:20.622
4	A	1:22.668	23.344	27.399	31.925	122.3	5:43.290
5	A	2:16.701 B	29.009	43.653	1:04.039	73.9	7:59.991
6	A	5:29.627	4:12.979	39.031	37.617	30.7	13:29.618
7	A	1:20.957	23.108	26.621	31.228	124.9	14:50.575
8	A	2:17.835 B	29.554	43.760	1:04.521	73.3	17:08.410

30 Stéphane Sarrazin — FRA

Venturi Formula E Team — Spark - Renault SRT_01 E

Lap	C	Time	Sector 1	Sector 2	Sector 3	Kph	Elapsed
1	B	2:05.113	55.781	30.113	39.219	80.8	2:05.113
2	B	1:23.434	23.721	28.920	30.793	121.2	3:28.547
3	B	1:23.781	23.465	28.302	32.014	120.7	4:52.328
4	B	1:41.920 B	23.099	27.893	50.928	99.2	6:34.248
5	A	4:54.975	3:47.100	30.200	37.675	34.3	11:29.223
6	A	1:41.043	21.946	38.706	40.391	100.0	13:10.266
7	A	1:16.548	21.917	25.901	28.730	132.1	14:26.814
8	A	1:50.063	28.864	38.526	42.673	91.8	16:16.877
9	A	2:08.842 B	29.682	42.193	56.967	78.5	18:25.719
10	A	7:21.424	6:15.972	29.970	35.482	22.9	25:47.143
11	A	1:31.008	21.794	30.473	38.741	111.1	27:18.151
12	A	1:23.077	21.864	25.924	35.289	121.7	28:41.228
13	A	1:24.918	25.672	29.908	29.338	119.0	30:06.146

Cup Sponsor: BCN World
Global Partner: Julius Bär Swiss Private Banking
Founding Partners: Michelin, TAGHeuer, Renault, Qualcomm, DHL, BMW i.

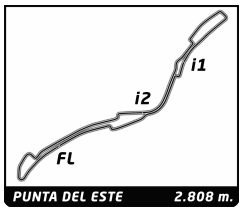

FIA Formula E Championship

Round 3 - Punta del Este ePrix

Non Qualifying Practice 2

Analysis

Official Timekeeper TAGHeuer

Personal Best | Session Best | **B** Crossing the finish line in pit lane

55 Antonio Felix da Costa — PRT

Amlin Aguri — Spark - Renault SRT_01 E

Lap	C	Time	Sector 1	Sector 2	Sector 3	Kph	Elapsed
1	A	13:05.404	...	43.343	51.659	12.9	13:05.404
2	A	1:17.280	22.261	26.331	28.688	130.8	14:22.684
3	A	2:42.788 B	32.226	59.678	1:10.884	62.1	17:05.472
4	B	8:04.604	6:21.998	1:01.088	41.518	20.9	25:10.076
5	B	1:19.712	22.011	26.193	31.508	126.8	26:29.788
6	B	2:17.449	26.056	55.179	56.214	73.5	28:47.237
7	B	1:16.716	21.906	26.174	28.636	131.8	30:03.953

66 Daniel Abt — DEU

Audi Sport ABT Formula E Team — Spark - Renault SRT_01 E

Lap	C	Time	Sector 1	Sector 2	Sector 3	Kph	Elapsed
1	A	2:02.008	46.238	30.423	45.347	82.9	2:02.008
2	A	1:24.418	23.534	27.666	33.218	119.7	3:26.426
3	A	1:20.543	23.113	27.559	29.871	125.5	4:46.969
4	A	1:46.104 B	25.072	30.543	50.489	95.3	6:33.073
5	B	5:40.797	4:27.503	39.686	33.608	29.7	12:13.870
6	B	1:17.885	21.809	26.243	29.833	129.8	13:31.755
7	B	1:35.974 B	26.864	32.895	36.215	105.3	15:07.729
8	A	6:50.581	5:48.321	29.817	32.443	24.6	21:58.310
9	A	1:21.584	23.796	27.934	29.854	123.9	23:19.894
10	A	1:26.290	24.801	29.075	32.414	117.1	24:46.184
11	A	1:21.036	23.182	27.196	30.658	124.7	26:07.220
12	A	1:29.689	25.486	31.041	33.162	112.7	27:36.909
13	A	1:21.396	23.301	27.822	30.273	124.2	28:58.305
14	A	1:23.025	24.840	27.607	30.578	121.8	30:21.330

77 Salvador Duran — MEX

Amlin Aguri — Spark - Renault SRT_01 E

Lap	C	Time	Sector 1	Sector 2	Sector 3	Kph	Elapsed
1	B	2:27.236	1:12.397	33.073	41.766	68.7	2:27.236
2	B	1:22.902	24.137	28.119	30.646	121.9	3:50.138
3	B	1:41.226 B	23.635	27.851	49.740	99.9	5:31.364
4	B	5:27.096	4:20.308	27.815	38.973	30.9	10:58.460
5	B	1:21.202	23.525	27.658	30.019	124.5	12:19.662
6	B	1:20.932	23.416	27.710	29.806	124.9	13:40.594
7	B	1:30.547 B	24.107	28.623	37.817	111.6	15:11.141
8	A	8:05.687	6:41.938	40.421	43.328	20.8	23:16.828
9	A	2:00.673	30.990	46.734	42.949	83.8	25:17.501
10	A	1:55.320	22.356	38.393	54.571	87.7	27:12.821
11	A	1:18.701	23.032	26.336	29.333	128.4	28:31.522
12	A	1:57.584 B	35.613	40.446	41.525	86.0	30:29.106

88 Antonio Garcia — ESP

China Racing Formula E Team — Spark - Renault SRT_01 E

Lap	C	Time	Sector 1	Sector 2	Sector 3	Kph	Elapsed
1	B	2:03.999	55.153	29.417	39.429	81.5	2:03.999
2	B	1:23.883	23.343	28.124	32.416	120.5	3:27.882
3	B	2:13.235 B	23.261	27.411	1:22.563	75.9	5:41.117
4	A	7:36.119	6:23.858	34.498	37.763	22.2	13:17.236
5	A	1:30.829	26.775	29.706	34.348	111.3	14:48.065
6	A	1:24.925	22.417	28.373	34.135	119.0	16:12.990
7	A	2:11.424 B	32.465	41.465	57.494	76.9	18:24.414
8	A	3:45.544	2:38.747	30.783	36.014	44.8	22:09.958
9	A	1:19.232	22.975	26.781	29.476	127.6	23:29.190

99 Nelson Piquet JR — BRA

China Racing Formula E Team — Spark - Renault SRT_01 E

Lap	C	Time	Sector 1	Sector 2	Sector 3	Kph	Elapsed
1	B	2:17.951	1:06.819	32.832	38.300	73.3	2:17.951
2	B	1:19.042	22.556	27.237	29.249	127.9	3:36.993
3	B	1:17.458	21.802	26.173	29.483	130.5	4:54.451
4	B	2:10.061 B	30.568	46.241	53.252	77.7	7:04.512
5	A	6:34.695	5:20.743	34.482	39.470	25.6	13:39.207
6	A	1:21.745	22.527	27.404	31.814	123.7	15:00.952
7	A	1:37.280 B	22.658	26.825	47.797	103.9	16:38.232
8	B	6:39.867	5:33.277	32.885	33.705	25.3	23:18.099
9	B	1:23.371	22.707	27.379	33.285	121.3	24:41.470
10	B	1:16.689	21.583	26.334	28.772	131.8	25:58.159
11	B	1:52.657 B	27.845	41.591	43.221	89.7	27:50.816

Cup Sponsor: BCN World
Global Partner: Julius Bär SWISS PRIVATE BANKING
Founding Partners: MICHELIN, TAGHeuer, RENAULT, QUALCOMM, DHL, BMW i.

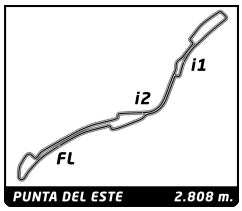

Round 3 - Punta del Este ePrix

FIA Formula E Championship

Non Qualifying Practice 2

Weather Report

Official Timekeeper TAGHeuer

Air Temperature

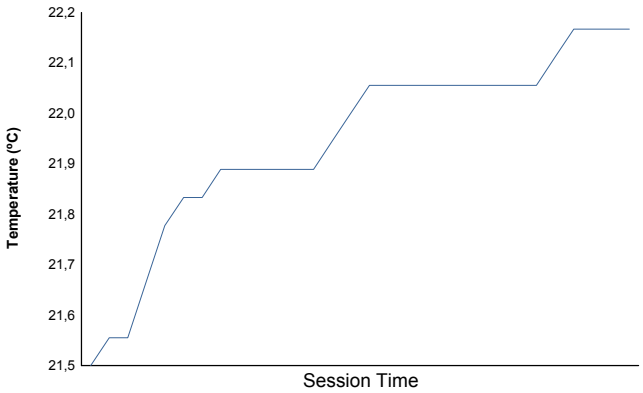

Track Temperature

Humidity

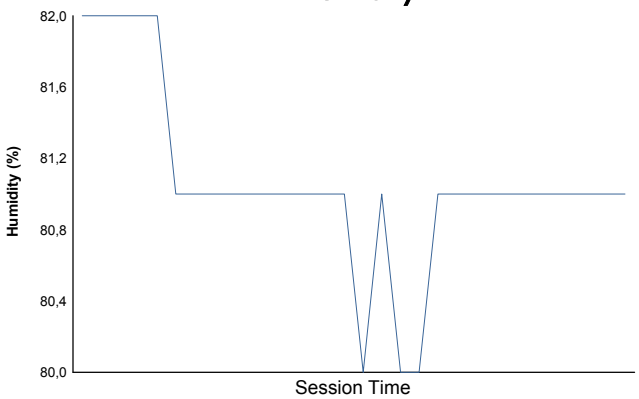

Pressure

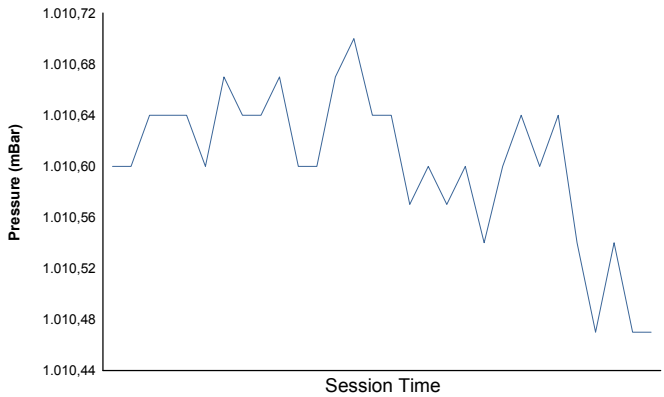

Wind Speed

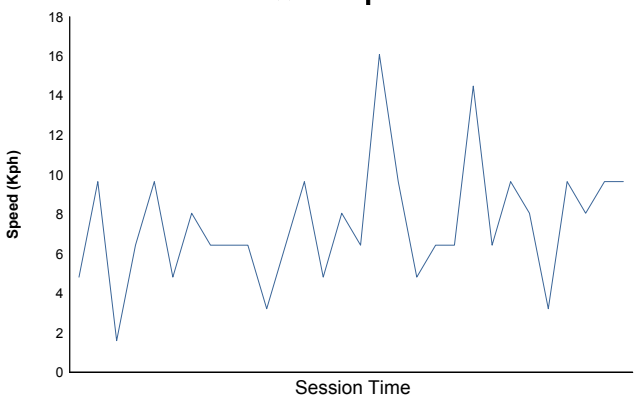

Wind direction

North = 0º/360º Est = 90º South = 180º West= 270º

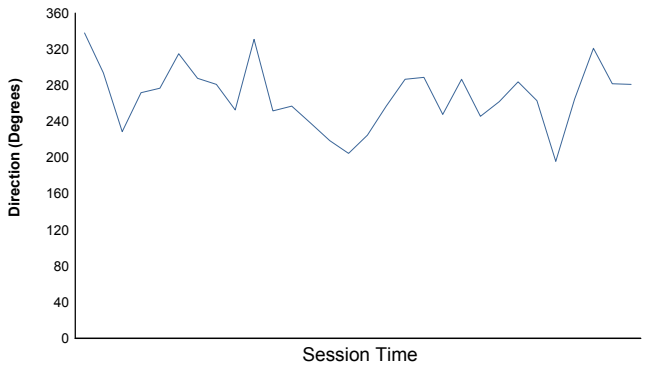

Track Status: **DRY**

Cup Sponsor

Global Partner

Founding Partners

FIA Formula·e Championship

Doc No. 42

Posted at 14 h 59 m

FIA Formula E Championship
Round 3 - Punta del Este ePrix
Qualifying Session

Final Classification

Official Timekeeper TAGHeuer

	Nr.	Driver	Nat	Team	Car	Time	Lap	Total	Gap		Kph
1	27	Jean-Eric Vergne	FRA	Andretti Autosport Formula E Team	Spark - Renault SRT_01 E	**1:15.408**	6	6	-	-	**134.1**
2	99	Nelson Piquet JR	BRA	China Racing Formula E Team	Spark - Renault SRT_01 E	**1:15.530**	7	8	+0.122	+0.122	**133.8**
3	8	Nicolas Prost	FRA	Team e.dams Renault	Spark - Renault SRT_01 E	**1:15.722**	6	6	+0.314	+0.192	**133.5**
4	9	Sébastien Buemi	CHE	Team e.dams Renault	Spark - Renault SRT_01 E	**1:15.842**	4	6	+0.434	+0.120	**133.3**
5	3	Jaime Alguersuari	ESP	Virgin Racing Formula E Team	Spark - Renault SRT_01 E	**1:16.053**	2	7	+0.645	+0.211	**132.9**
6	11	Lucas di Grassi	BRA	Audi Sport ABT Formula E Team	Spark - Renault SRT_01 E	**1:16.108**	6	7	+0.700	+0.055	**132.8**
7	10	Jarno Trulli	ITA	Trulli Formula E Team	Spark - Renault SRT_01 E	**1:16.144**	6	6	+0.736	+0.036	**132.8**
8	23	Nick Heidfeld	DEU	Venturi Formula E Team	Spark - Renault SRT_01 E	**1:16.225**	4	6	+0.817	+0.081	**132.6**
9	66	Daniel Abt	DEU	Audi Sport ABT Formula E Team	Spark - Renault SRT_01 E	**1:16.374**	6	7	+0.966	+0.149	**132.4**
10	5	Karun Chandhok	IND	Mahindra Racing Formula E Team	Spark - Renault SRT_01 E	**1:16.416**	4	5	+1.008	+0.042	**132.3**
11	6	Oriol Servià	ESP	Dragon Racing Formula E Team	Spark - Renault SRT_01 E	**1:16.811**	4	6	+1.403	+0.395	**131.6**
12	55	Antonio Felix da Costa	PRT	Amlin Aguri	Spark - Renault SRT_01 E	**1:16.865**	4	6	+1.457	+0.054	**131.5**
13	30	Stéphane Sarrazin	FRA	Venturi Formula E Team	Spark - Renault SRT_01 E	**1:17.025**	4	6	+1.617	+0.160	**131.2**
14	88	Antonio Garcia	ESP	China Racing Formula E Team	Spark - Renault SRT_01 E	**1:17.653**	5	5	+2.245	+0.628	**130.2**
15	77	Salvador Duran	MEX	Amlin Aguri	Spark - Renault SRT_01 E	**1:17.810**	4	5	+2.402	+0.157	**129.9**
16	18	Michela Cerruti	ITA	Trulli Formula E Team	Spark - Renault SRT_01 E	**1:20.206**	4	6	+4.798	+2.396	**126.0**

Max. qual. time: 1:22.948

	2	Sam Bird	GBR	Virgin Racing Formula E Team	Spark - Renault SRT_01 E	1
	7	Jérôme D'Ambrosio	BEL	Dragon Racing Formula E Team	Spark - Renault SRT_01 E	4
	21	Bruno Senna	BRA	Mahindra Racing Formula E Team	Spark - Renault SRT_01 E	8
	28	Matthew Brabham	USA	Andretti Autosport Formula E Team	Spark - Renault SRT_01 E	2

Fastest Lap	Lap 6	Jean-Eric Vergne	1:15.408	134.1 Kph

Cancellation of all laptimes for car 21 due to Stewards Deciosion nº 10.

Published at: .....

Track Status: **DRY**

Stewards:

Timekeeper:

13/12/2014 Page 1 / 1

Cup Sponsor: BCN World
Global Partner: Julius Bär Swiss Private Banking
Founding Partners: Michelin, TAGHeuer, Renault, Qualcomm, DHL, BMW i.

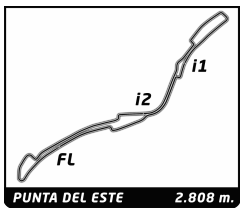

FIA Formula E Championship

Round 3 - Punta del Este ePrix

Qualifying Session

Best Sector Times

Official Timekeeper TAGHeuer

	SECTOR 1			SECTOR 2			SECTOR 3							
Pos		Driver	Time		Driver	Time		Driver	Time	Pos		Driver	Ideal Lap	Best Lap	
1	9	S.Buemi	21.537	27	J.Vergne	25.614	99	N.Piquet JR	27.967	1	27	J.Vergne	1'15.408	1:15.408	(1)
2	3	J.Alguersuari	21.559	8	N.Prost	25.637	27	J.Vergne	28.161	2	99	N.Piquet JR	1'15.530	1:15.530	(2)
3	8	N.Prost	21.582	9	S.Buemi	25.765	66	D.Abt	28.207	3	8	N.Prost	1'15.603	1:15.722	(3)
4	27	J.Vergne	21.633	10	J.Trulli	25.797	11	L.di Grassi	28.252	4	3	J.Alguersuari	1'15.672	1:16.053	(5)
5	99	N.Piquet JR	21.642	3	J.Alguersuari	25.860	3	J.Alguersuari	28.253	5	9	S.Buemi	1'15.709	1:15.842	(4)
6	2	S.Bird	21.694	7	J.D'Ambrosio	25.885	21	B.Senna	28.300	6	66	D.Abt	1'15.858	1:16.374	(10)
7	66	D.Abt	21.736	66	D.Abt	25.915	6	O.Servià	28.306	7	11	L.di Grassi	1'16.024	1:16.108	(6)
8	6	O.Servià	21.753	30	S.Sarrazin	25.918	5	K.Chandhok	28.306	8	10	J.Trulli	1'16.051	1:16.144	(7)
9	30	S.Sarrazin	21.756	99	N.Piquet JR	25.921	8	N.Prost	28.384	9	21	B.Senna	1'16.120	1:16.211	(8)
10	21	B.Senna	21.760	23	N.Heidfeld	25.963	23	N.Heidfeld	28.402	10	23	N.Heidfeld	1'16.175	1:16.225	(9)
11	55	A.da Costa	21.777	11	L.di Grassi	25.983	9	S.Buemi	28.407	11	6	O.Servià	1'16.401	1:16.811	(12)
12	5	K.Chandhok	21.785	21	B.Senna	26.060	10	J.Trulli	28.446	12	5	K.Chandhok	1'16.416	1:16.416	(11)
13	11	L.di Grassi	21.789	5	K.Chandhok	26.325	55	A.da Costa	28.757	13	30	S.Sarrazin	1'16.840	1:17.025	(14)
14	10	J.Trulli	21.808	55	A.da Costa	26.331	77	S.Duran	28.983	14	55	A.da Costa	1'16.865	1:16.865	(13)
15	23	N.Heidfeld	21.810	6	O.Servià	26.342	88	A.Garcia	29.077	15	77	S.Duran	1'17.623	1:17.810	(16)
16	77	S.Duran	22.104	2	S.Bird	26.350	30	S.Sarrazin	29.166	16	88	A.Garcia	1'17.651	1:17.653	(15)
17	88	A.Garcia	22.135	88	A.Garcia	26.439	18	M.Cerruti	30.001	17	18	M.Cerruti	1'19.902	1:20.206	(17)
18	28	M.Brabham	22.182	77	S.Duran	26.536	7	J.D'Ambrosio	36.451	18	7	J.D'Ambrosio	1'24.551		
19	7	J.D'Ambrosio	22.215	18	M.Cerruti	27.013	28	M.Brabham	39.220	19	2	S.Bird	1'29.921		
20	18	M.Cerruti	22.888	28	M.Brabham	30.821	2	S.Bird	41.877	20	28	M.Brabham	1'32.223		

Cup Sponsor

Global Partner

Founding Partners

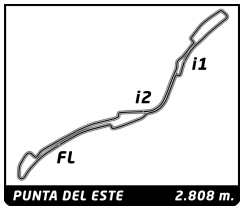

FIA Formula E Championship

Round 3 - Punta del Este ePrix

Qualifying Session

Fastest Lap Sequence

Official Timekeeper TAGHeuer

Practice Time	Driver	Team	Car	Time	Kph	Lap
3:04.913	66 Daniel Abt	Audi Sport ABT Formula E Team	Spark - Renault SRT_01 E	**1:16.430**	132.3	2
3:11.268	27 Jean-Eric Vergne	Andretti Autosport Formula E Team	Spark - Renault SRT_01 E	**1:16.263**	132.6	2
6:40.168	27 Jean-Eric Vergne	Andretti Autosport Formula E Team	Spark - Renault SRT_01 E	**1:16.003**	133.0	4
10:08.360	27 Jean-Eric Vergne	Andretti Autosport Formula E Team	Spark - Renault SRT_01 E	**1:15.408**	134.1	6

Cup Sponsor
Global Partner
Founding Partners

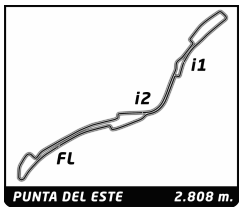

FIA Formula E Championship

Round 3 - Punta del Este ePrix

Qualifying Session

Analysis

Official Timekeeper TAGHeuer

Personal Best | Session Best | B Crossing the finish line in pit lane

2 Sam Bird — GBR
Virgin Racing Formula E Team — Spark - Renault SRT_01 E

Lap	C	Time	Sector 1	Sector 2	Sector 3	Kph	Elapsed
1	A	31:48.304	...	35.000	41.877	5.3	31:48.304

3 Jaime Alguersuari — ESP
Virgin Racing Formula E Team — Spark - Renault SRT_01 E

Lap	C	Time	Sector 1	Sector 2	Sector 3	Kph	Elapsed
1	A	49:43.746	...	35.602	38.701	3.4	49:43.745
2	A	1:16.053	21.559	25.860	28.634	132.9	50:59.798
3	A	2:08.963	31.693	47.796	49.474	78.4	53:08.761
4	A	1:16.371	21.617	26.161	28.593	132.4	54:25.132
5	A	2:12.660	33.770	48.336	50.554	76.2	56:37.792
6	A	1:16.178	21.780	26.145	28.253	132.7	57:53.970
7	A	2:19.503 B	33.626	45.372	1:00.505	72.5	1:00:13.473

5 Karun Chandhok — IND
Mahindra Racing Formula E Team — Spark - Renault SRT_01 E

Lap	C	Time	Sector 1	Sector 2	Sector 3	Kph	Elapsed
1	A	2:15.730	1:04.010	32.133	39.587	74.5	2:15.730
2	A	1:17.411	21.918	26.882	28.611	130.6	3:33.141
3	A	2:16.723	37.314	53.174	46.235	73.9	5:49.864
4	A	1:16.416	21.785	26.325	28.306	132.3	7:06.280
5	A	2:29.310 B	36.179	51.199	1:01.932	67.7	9:35.590

6 Oriol Servià — ESP
Dragon Racing Formula E Team — Spark - Renault SRT_01 E

Lap	C	Time	Sector 1	Sector 2	Sector 3	Kph	Elapsed
1	B	49:50.326	...	34.562	41.769	3.4	49:50.325
2	B	1:21.338	21.852	26.787	32.699	124.3	51:11.663
3	B	2:06.356	28.863	48.543	48.950	80.0	53:18.019
4	B	1:16.811	22.042	26.463	28.306	131.6	54:34.830
5	B	2:10.713	32.746	51.188	46.779	77.3	56:45.543
6	B	1:17.149	21.753	26.342	29.054	131.0	58:02.692

7 Jérôme D'Ambrosio — BEL
Dragon Racing Formula E Team — Spark - Renault SRT_01 E

Lap	C	Time	Sector 1	Sector 2	Sector 3	Kph	Elapsed
1	B	32:20.580	...	47.613	47.871	5.2	32:20.580
2	B	1:37.860 B	22.215	25.885	49.760	103.3	33:58.440
3	B	3:56.713	2:46.728	33.534	36.451	42.7	37:55.152
4	B	1:42.819 B	23.375	31.120	48.324	98.3	39:37.971

8 Nicolas Prost — FRA
Team e.dams Renault — Spark - Renault SRT_01 E

Lap	C	Time	Sector 1	Sector 2	Sector 3	Kph	Elapsed
1	A	16:52.345	...	40.594	35.931	10.0	16:52.345
2	A	1:16.302	21.858	26.060	28.384	132.5	18:08.647
3	A	2:16.870	31.079	55.386	50.405	73.9	20:25.517
4	A	1:15.878	21.750	25.662	28.466	133.2	21:41.395
5	A	2:24.381	36.261	57.279	50.841	70.0	24:05.776
6	A	1:15.722	21.582	25.637	28.503	133.5	25:21.498

9 Sébastien Buemi — CHE
Team e.dams Renault — Spark - Renault SRT_01 E

Lap	C	Time	Sector 1	Sector 2	Sector 3	Kph	Elapsed
1	A	16:45.809	...	33.081	35.633	10.1	16:45.809
2	A	1:16.013	21.788	25.765	28.460	133.0	18:01.822
3	A	2:11.789	30.851	50.784	50.154	76.7	20:13.611
4	A	1:15.842	21.537	25.810	28.495	133.3	21:29.453
5	A	2:27.123	35.078	57.686	54.359	68.7	23:56.576
6	A	1:15.869	21.553	25.909	28.407	133.2	25:12.445

10 Jarno Trulli — ITA
Trulli Formula E Team — Spark - Renault SRT_01 E

Lap	C	Time	Sector 1	Sector 2	Sector 3	Kph	Elapsed
1	B	2:27.573	1:15.806	34.754	37.013	68.5	2:27.573
2	B	1:16.803	22.078	25.975	28.750	131.6	3:44.376
3	B	2:15.657	32.758	1:00.249	42.650	74.5	6:00.033
4	B	1:16.223	21.919	25.797	28.507	132.6	7:16.256
5	B	2:12.222	34.373	49.097	48.752	76.5	9:28.478
6	B	1:16.144	21.808	25.890	28.446	132.8	10:44.622

11 Lucas di Grassi — BRA
Audi Sport ABT Formula E Team — Spark - Renault SRT_01 E

Lap	C	Time	Sector 1	Sector 2	Sector 3	Kph	Elapsed
1	B	49:36.233	...	32.803	37.641	3.4	49:36.232
2	B	1:16.223	21.916	25.983	28.324	132.6	50:52.455
3	B	2:05.875	33.032	47.375	45.468	80.3	52:58.330
4	B	1:16.363	21.791	26.287	28.285	132.4	54:14.693
5	B	2:08.034	32.771	50.463	44.800	79.0	56:22.727
6	B	1:16.108	21.789	26.067	28.252	132.8	57:38.835
7	B	1:58.005 B	32.668	38.947	46.390	85.7	59:36.840

18 Michela Cerruti — ITA
Trulli Formula E Team — Spark - Renault SRT_01 E

Lap	C	Time	Sector 1	Sector 2	Sector 3	Kph	Elapsed
1	A	50:04.744	...	35.841	42.080	3.4	50:04.743
2	A	1:20.750	22.945	27.707	30.098	125.2	51:25.493
3	A	2:03.633	31.999	44.831	46.803	81.8	53:29.126
4	A	1:20.206	22.888	27.013	30.305	126.0	54:49.332
5	A	2:04.591	35.092	46.904	42.595	81.1	56:53.923
6	A	1:20.238	22.924	27.313	30.001	126.0	58:14.161

21 Bruno Senna — BRA
Mahindra Racing Formula E Team — Spark - Renault SRT_01 E

Lap	C	Time	Sector 1	Sector 2	Sector 3	Kph	Elapsed
1	B	31:51.311	...	34.517	39.727	5.3	31:51.311
2	B	1:16.211	21.851	26.060	28.300	132.6	33:07.522
3	B	2:10.962 B	31.500	42.918	56.544	77.2	35:18.484
4	B	2:30.978	1:18.128	36.351	36.499	67.0	37:49.461
5	B	1:16.631	21.942	26.175	28.514	131.9	39:06.092
6	B	1:53.367	28.981	42.231	42.155	89.2	40:59.459
7	B	1:29.163	21.760	30.434	36.969	113.4	42:28.622
8	B	1:30.971 B	21.788	26.446	42.737	111.1	43:59.593

23 Nick Heidfeld — DEU
Venturi Formula E Team — Spark - Renault SRT_01 E

Lap	C	Time	Sector 1	Sector 2	Sector 3	Kph	Elapsed
1	B	2:09.507	44.954	34.356	50.197	78.1	2:09.507
2	B	1:16.593	21.928	26.235	28.430	132.0	3:26.100
3	B	2:17.591	30.664	52.427	54.500	73.5	5:43.691
4	B	1:16.225	21.810	25.963	28.452	132.6	6:59.916
5	B	2:06.899	31.054	51.969	43.876	79.7	9:06.815
6	B	1:16.298	21.850	26.046	28.402	132.5	10:23.113

27 Jean-Eric Vergne — FRA
Andretti Autosport Formula E Team — Spark - Renault SRT_01 E

Lap	C	Time	Sector 1	Sector 2	Sector 3	Kph	Elapsed
1	B	1:55.005	34.270	37.913	42.822	87.9	1:55.005
2	B	1:16.263	21.635	26.303	28.325	132.6	3:11.268
3	B	2:12.897	35.845	49.312	47.740	76.1	5:24.165

Cup Sponsor: BCN World
Global Partner: Julius Bär SWISS PRIVATE BANKING
Founding Partners: MICHELIN, TAGHeuer, RENAULT, QUALCOMM, DHL, BMW i.

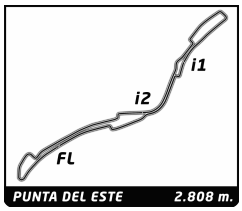

FIA Formula E Championship

Round 3 - Punta del Este ePrix

Qualifying Session

Analysis

Official Timekeeper TAGHeuer

Personal Best | Session Best | **B** Crossing the finish line in pit lane

Lap	C	Time	Sector 1	Sector 2	Sector 3	Kph	Elapsed
4	B	1:16.003	21.746	25.792	28.465	133.0	6:40.168
5	B	2:12.784	30.781	50.436	51.567	76.1	8:52.952
6	B	1:15.408	21.633	25.614	28.161	134.1	10:08.360

28 Matthew Brabham — USA

Andretti Autosport Formula E Team — Spark - Renault SRT_01 E

Lap	C	Time	Sector 1	Sector 2	Sector 3	Kph	Elapsed
1	A	17:08.295	...	47.684	39.220	9.8	17:08.295
2	A	1:47.664 B	22.182	30.821	54.661	93.9	18:55.959

30 Stéphane Sarrazin — FRA

Venturi Formula E Team — Spark - Renault SRT_01 E

Lap	C	Time	Sector 1	Sector 2	Sector 3	Kph	Elapsed
1	A	49:55.964	...	34.840	44.285	3.4	49:55.963
2	A	1:17.213	21.756	26.228	29.229	130.9	51:13.176
3	A	2:11.208	29.978	51.549	49.681	77.0	53:24.384
4	A	1:17.025	21.941	25.918	29.166	131.2	54:41.409
5	A	2:08.398	37.273	45.907	45.218	78.7	56:49.807
6	A	1:17.429	22.053	26.078	29.298	130.6	58:07.236

55 Antonio Felix da Costa — PRT

Amlin Aguri — Spark - Renault SRT_01 E

Lap	C	Time	Sector 1	Sector 2	Sector 3	Kph	Elapsed
1	B	32:15.258	...	46.927	46.469	5.2	32:15.258
2	B	1:33.468 B	21.922	26.379	45.167	108.2	33:48.726
3	B	4:23.709	2:58.405	44.593	40.711	38.3	38:12.434
4	B	1:16.865	21.777	26.331	28.757	131.5	39:29.299
5	B	2:29.608	35.922	1:00.081	53.605	67.6	41:58.907
6	B	1:17.945	21.832	26.804	29.309	129.7	43:16.852

66 Daniel Abt — DEU

Audi Sport ABT Formula E Team — Spark - Renault SRT_01 E

Lap	C	Time	Sector 1	Sector 2	Sector 3	Kph	Elapsed
1	A	1:48.483	29.411	38.729	40.343	93.2	1:48.483
2	A	1:16.430	22.308	25.915	28.207	132.3	3:04.913
3	A	2:10.614	35.620	48.223	46.771	77.4	5:15.527
4	A	1:16.531	21.741	26.148	28.642	132.1	6:32.058
5	A	2:07.969	32.690	50.096	45.183	79.0	8:40.027
6	A	1:16.374	21.736	26.005	28.633	132.4	9:56.401
7	A	1:43.611 B	28.514	33.946	41.151	97.6	11:40.012

77 Salvador Duran — MEX

Amlin Aguri — Spark - Renault SRT_01 E

Lap	C	Time	Sector 1	Sector 2	Sector 3	Kph	Elapsed
1	A	17:41.596	...	50.163	45.765	9.5	17:41.596
2	A	1:18.528	22.104	27.436	28.988	128.7	19:00.124
3	A	2:14.259	44.049	52.751	37.459	75.3	21:14.383
4	A	1:17.810	22.291	26.536	28.983	129.9	22:32.193
5	A	2:12.854 B	36.225	40.602	56.027	76.1	24:45.047

88 Antonio Garcia — ESP

China Racing Formula E Team — Spark - Renault SRT_01 E

Lap	C	Time	Sector 1	Sector 2	Sector 3	Kph	Elapsed
1	B	18:40.649	...	41.616	38.379	9.0	18:40.649
2	B	1:22.400	23.059	27.215	32.126	122.7	20:03.049
3	B	1:17.742	22.217	26.448	29.077	130.0	21:20.791
4	B	2:23.246	33.463	57.257	52.526	70.6	23:44.037
5	B	1:17.653	22.135	26.439	29.079	130.2	25:01.690

99 Nelson Piquet JR — BRA

China Racing Formula E Team — Spark - Renault SRT_01 E

Lap	C	Time	Sector 1	Sector 2	Sector 3	Kph	Elapsed
1	B	31:43.606	...	31.189	36.264	5.3	31:43.606
2	B	1:18.020	22.573	26.750	28.697	129.6	33:01.626
3	B	2:10.313 B	21.749	45.661	1:02.903	77.6	35:11.939
4	B	2:31.318	1:23.832	32.346	35.140	66.8	37:43.256
5	B	1:16.206	21.762	26.187	28.257	132.7	38:59.462
6	B	1:42.191	26.628	38.367	37.196	98.9	40:41.653
7	B	1:15.530	21.642	25.921	27.967	133.8	41:57.183
8	B	1:42.841 B	21.938	32.893	48.010	98.3	43:40.024

Cup Sponsor: BCN World
Global Partner: Julius Bär SWISS PRIVATE BANKING
Founding Partners: MICHELIN, TAGHeuer, RENAULT, QUALCOMM, DHL, BMW i.

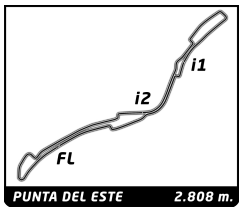

Round 3 - Punta del Este ePrix

FIA Formula E Championship

Qualifying Session

Weather Report

Official Timekeeper TAGHeuer

Air Temperature

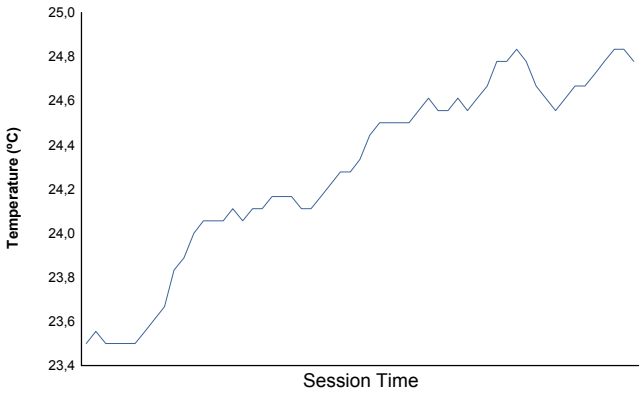

Track Temperature

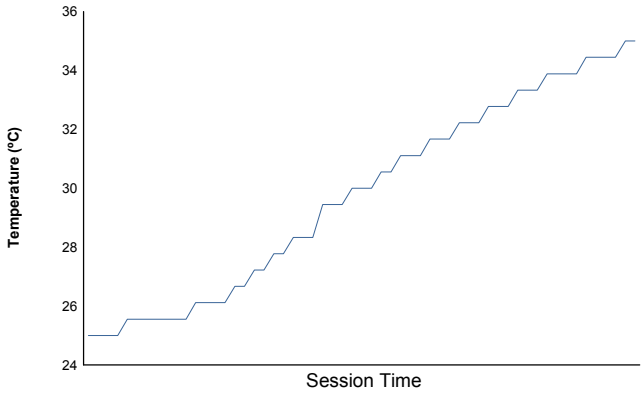

Humidity

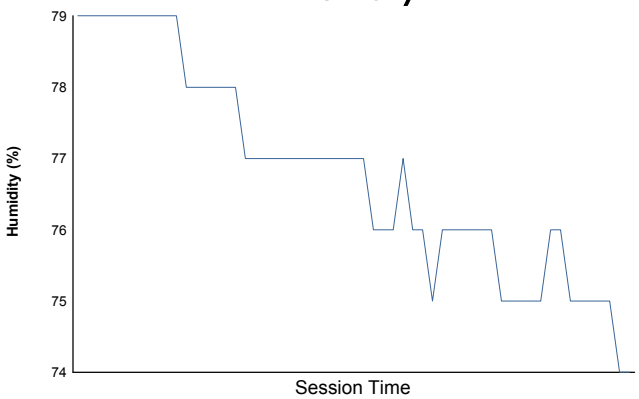

Pressure

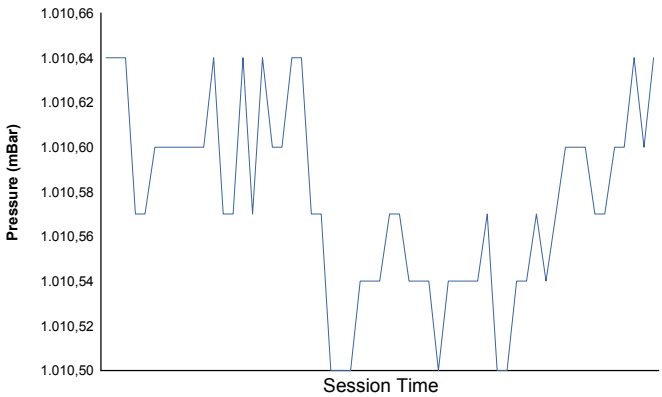

Wind Speed

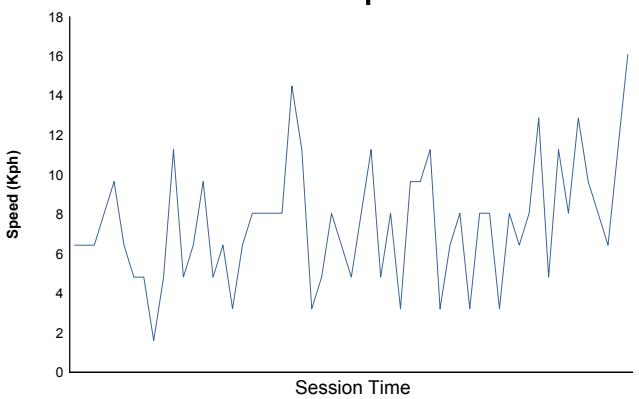

Wind direction

North = 0º/360º Est = 90º South = 180º West= 270º

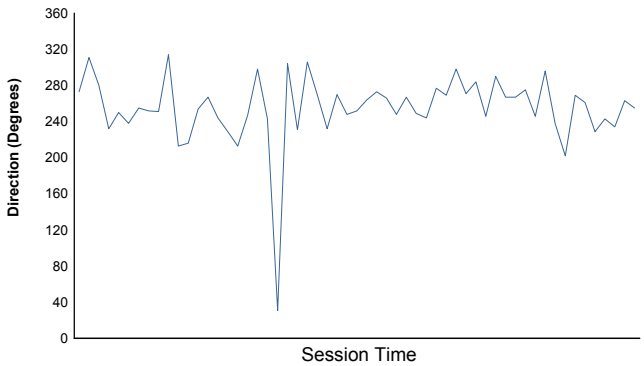

Track Status: **DRY**

Cup Sponsor

Global Partner

Founding Partners

FIA Formula·e Championship

Doc No. 41

FIA Formula E Championship
Round 3 - Punta del Este ePrix
Race (31 laps, 87,0 km.)

Posted at 17h59 m

Final Starting Grid

Official Timekeeper TAGHeuer

	Bruno Senna	Mahindra Racing Formula E Team	21	- 10 -	28	Andretti Autosport Formula E Team	Matthew Brabham
	Sam Bird	Virgin Racing Formula E Team	2	- 9 -	7	Dragon Racing Formula E Team	Jérôme D'Ambrosio
1:20.206	Michela Cerruti	Trulli Formula E Team	18	- 8 -	77	Amlin Aguri	1:17.810 Salvador Duran
1:17.653	Antonio Garcia	China Racing Formula E Team	88	- 7 -	30	Venturi Formula E Team	1:17.025 Stéphane Sarrazin
1:16.865	Antonio Felix da Costa	Amlin Aguri	55	- 6 -	6	Dragon Racing Formula E Team	1:16.811 Oriol Servià
1:16.416	Karun Chandhok	Mahindra Racing Formula E Team	5	- 5 -	66	Audi Sport ABT Formula E Team	1:16.374 Daniel Abt
1:16.225	Nick Heidfeld	Venturi Formula E Team	23	- 4 -	10	Trulli Formula E Team	1:16.144 Jarno Trulli
1:16.108	Lucas di Grassi	Audi Sport ABT Formula E Team	11	- 3 -	3	Virgin Racing Formula E Team	1:16.053 Jaime Alguersuari
1:15.842	Sébastien Buemi	Team e.dams Renault	9	- 2 -	8	Team e.dams Renault	1:15.722 Nicolas Prost
1:15.530	Nelson Piquet JR	China Racing Formula E Team	99	- 1 -	27	Andretti Autosport Formula E Team	1:15.408 Jean-Eric Vergne

Pole

Cars 7, 2 and 28 may start from back of the grid due to Stewards Decisions nº 7, 8 and 9.
Car 21 will start from back of the grid due to Stewards Decision nº 10.

Stewards:

Timekeeper:

Cup Sponsor: BCN World
Global Partner: Julius Bär Swiss Private Banking
Founding Partners: Michelin, TAGHeuer, Renault, Qualcomm, DHL, BMW i.

FIA Formula·e Championship

Posted at 18 h 50 m

Doc No. 57

FIA Formula E Championship

Round 3 - Punta del Este ePrix

Race (31 laps, 87,0 km.)

Final Classification

Official Timekeeper TAGHeuer

		Drivers	Nat	Team	Vehicle	Laps	Total Time	Gap	Kph	Best Lap Lap	Best Lap Time	Best Lap Kph
1	(25)	9 Sébastien Buemi	CHE	Team e.dams Renault	Spark - Renault SRT_01 E	31	49:08.990	-	106.3	27	1:19.055	127.9
2	(18)	99 Nelson Piquet JR	BRA	China Racing Formula E Team	Spark - Renault SRT_01 E	31	49:09.722	+0.732	106.2	26	1:18.958	128.0
3	(15)	11 Lucas di Grassi	BRA	Audi Sport ABT Formula E Team	Spark - Renault SRT_01 E	31	49:11.625	+2.635	106.2	24	1:18.881	128.2
4	(12)	10 Jarno Trulli	ITA	Trulli Formula E Team	Spark - Renault SRT_01 E	31	49:13.153	+4.163	106.1	22	1:20.163	126.1
5	(10)	3 Jaime Alguersuari	ESP	Virgin Racing Formula E Team	Spark - Renault SRT_01 E	31	49:13.688	+4.698	106.1	22	1:20.072	126.2
6	(8)	21 Bruno Senna	BRA	Mahindra Racing Formula E Team	Spark - Renault SRT_01 E	31	49:14.187	+5.197	106.1	21	1:19.365	127.4
7	(6)	8 Nicolas Prost	FRA	Team e.dams Renault	Spark - Renault SRT_01 E	31	49:15.504	+6.514	106.0	26	1:19.270	127.5
8	(4)	7 Jérôme D'Ambrosio	BEL	Dragon Racing Formula E Team	Spark - Renault SRT_01 E	31	49:16.557	+7.567	106.0	21	1:20.094	126.2
9	(2)	6 Oriol Servià	ESP	Dragon Racing Formula E Team	Spark - Renault SRT_01 E	31	49:17.636	+8.646	106.0	24	1:20.509	125.6
10	(1)	23 Nick Heidfeld	DEU	Venturi Formula E Team	Spark - Renault SRT_01 E	31	49:19.553	+10.563	105.9	30	1:19.963	126.4
11		88 Antonio Garcia	ESP	China Racing Formula E Team	Spark - Renault SRT_01 E	31	49:19.584	+10.594	105.9	8	1:21.364	124.2
12		18 Michela Cerruti	ITA	Trulli Formula E Team	Spark - Renault SRT_01 E	31	49:28.607	+19.617	105.6	21	1:21.684	123.8
13		5 Karun Chandhok	IND	Mahindra Racing Formula E Team	Spark - Renault SRT_01 E	31	50:03.165	+54.175	104.3	26	1:18.847	128.2
14	(3)	27 Jean-Eric Vergne	FRA	Andretti Autosport Formula E Team	Spark - Renault SRT_01 E	29	46:27.905	2 Laps	105.2	25	1:19.077	127.8
15	(2)	66 Daniel Abt	DEU	Audi Sport ABT Formula E Team	Spark - Renault SRT_01 E	28	49:26.179	3 Laps	95.4	22	1:18.451	128.9
16		77 Salvador Duran	MEX	Amlin Aguri	Spark - Renault SRT_01 E	27	49:27.907	4 Laps	92.0	18	1:21.003	124.8
Not classified:												
		28 Matthew Brabham	USA	Andretti Autosport Formula E Team	Spark - Renault SRT_01 E	26	40:54.109			22	1:19.791	126.7
		30 Stéphane Sarrazin	FRA	Venturi Formula E Team	Spark - Renault SRT_01 E	15	22:55.749			13	1:19.769	126.7
		55 Antonio Felix da Costa	PRT	Amlin Aguri	Spark - Renault SRT_01 E	6	9:55.118			3	1:21.505	124.0
		2 Sam Bird	GBR	Virgin Racing Formula E Team	Spark - Renault SRT_01 E	3	4:22.937			3	1:21.493	124.0

Pole Position		J. Vergne	**1:15.408**	134.1 Kph
Fastest Lap	Lap 22	Daniel Abt	**1:18.451**	128.9 Kph

Published at: .....

Track Status: **DRY**

Stewards:

Timekeeper: Hamaoewski

13/12/2014 Page 1 / 1

Cup Sponsor: BCN World
Global Partner: Julius Bär Swiss Private Banking
Founding Partners: Michelin, TAGHeuer, Renault, Qualcomm, DHL, BMW i.

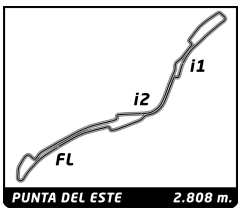

FIA Formula E Championship

Round 3 - Punta del Este ePrix

Race

Lap Chart

Official Timekeeper TAGHeuer

Nr	Pos	Grid	LAP 1	2	3	4	5	6	7	8	9	10	11	12	13	14	15	16	17	18	19	20	21	22	23	24	25	26	27	28	29	30	31
27	1	27	99	99	99	99	99	99	99	99	99	99	99	99	27	27	27	9	23	23	9	9	9	9	9	9	9	9	9	9	9	9	9
99	2	99	27	27	27	27	27	27	27	27	27	27	27	27	99	99	9	8	9	9	27	27	27	27	27	27	27	27	27	27	27	99	99
8	3	8	9	9	9	9	9	9	9	9	9	9	9	9	9	9	8	99	27	27	99	99	99	99	99	99	99	99	99	99	99	11	11
9	4	9	8	8	8	8	8	8	8	8	8	8	8	8	8	8	99	23	99	99	8	8	8	8	11	11	11	11	11	11	11	10	10
3	5	3	3	3	23	23	23	23	23	23	23	23	23	23	23	23	23	3	8	8	23	11	11	11	8	7	10	10	10	10	10	3	3
11	6	11	23	23	3	3	3	3	3	3	3	3	3	3	3	3	3	11	11	11	11	7	7	7	7	10	28	28	3	3	3	21	21
10	7	10	11	11	11	11	11	11	11	11	11	11	11	11	11	11	11	28	7	7	7	10	10	10	10	28	3	3	21	21	21	8	8
23	8	23	10	10	10	10	10	10	10	10	10	10	10	10	10	10	30	10	10	10	10	28	28	28	28	3	21	21	8	8	8	7	7
66	9	66	5	5	5	5	5	5	5	5	5	5	5	30	30	30	10	7	28	28	28	3	3	3	3	21	7	8	7	7	7	6	6
5	10	5	66	6	6	6	6	6	6	6	6	6	6	28	6	6	28	88	3	3	3	21	21	21	21	8	8	7	6	6	6	88	23
6	11	6	6	55	55	30	30	30	30	30	30	30	30	6	28	28	7	77	88	88	21	18	18	18	6	6	6	6	88	88	88	23	88
55	12	55	55	30	30	55	55	55	88	88	88	88	28	88	7	7	21	21	21	21	18	6	6	6	23	23	88	88	5	5	23	18	18
30	13	30	30	88	88	88	88	88	7	28	28	28	88	7	21	21	88	18	18	18	6	88	88	88	88	88	23	5	23	23	5	5	5
88	14	88	88	7	7	7	7	7	28	7	7	7	7	21	88	88	77	27	5	5	88	23	23	23	18	5	5	23	18	18	18		
77	15	77	7	21	21	28	28	28	21	21	21	21	21	77	77	77	18	5	6	6	5	5	5	5	5	18	18	18	66	66			
18	16	18	18	28	28	21	21	21	77	77	77	77	77	18	18	18	6	6	66	66	66	66	66	66	66	66	66	66	77				
7	17	7	21	18	2	77	77	77	18	18	18	18	18	5	5	5	5	66	77	77	77	77	77	77	77	77	77	77					
2	18	2	28	2	77	18	18	18	66	66	66	66	66	66	66	66	66																
28	19	28	2	77	18	66	66	66																									
21	20	21	77	66	66																												

Cup Sponsor
Global Partner
Founding Partners

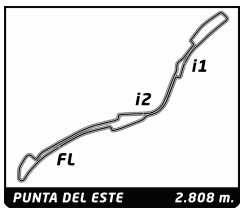

FIA Formula E Championship

Round 3 - Punta del Este ePrix

Race

Best Sector Times

Official Timekeeper TAGHeuer

	SECTOR 1			SECTOR 2			SECTOR 3							
Pos		Driver	Time		Driver	Time		Driver	Time	Pos		Driver	Ideal Lap	Best Lap	
1	66	D.Abt	22.488	66	D.Abt	26.878	66	D.Abt	28.844	1	66	D.Abt	1'18.210	1:18.451	(1)
2	5	K.Chandhok	22.570	27	J.Vergne	26.934	5	K.Chandhok	29.020	2	5	K.Chandhok	1'18.680	1:18.847	(2)
3	27	J.Vergne	22.659	8	N.Prost	26.990	99	N.Piquet JR	29.049	3	27	J.Vergne	1'18.803	1:19.077	(6)
4	11	L.di Grassi	22.671	11	L.di Grassi	27.005	11	L.di Grassi	29.156	4	11	L.di Grassi	1'18.832	1:18.881	(3)
5	8	N.Prost	22.688	9	S.Buemi	27.027	9	S.Buemi	29.182	5	9	S.Buemi	1'18.918	1:19.055	(5)
6	21	B.Senna	22.689	30	S.Sarrazin	27.045	27	J.Vergne	29.210	6	99	N.Piquet JR	1'18.958	1:18.958	(4)
7	9	S.Buemi	22.709	21	B.Senna	27.080	21	B.Senna	29.385	7	8	N.Prost	1'19.072	1:19.270	(7)
8	99	N.Piquet JR	22.733	23	N.Heidfeld	27.089	8	N.Prost	29.394	8	21	B.Senna	1'19.154	1:19.365	(8)
9	23	N.Heidfeld	22.859	5	K.Chandhok	27.090	3	J.Alguersuari	29.525	9	23	N.Heidfeld	1'19.580	1:19.963	(11)
10	7	J.D'Ambrosio	22.917	28	M.Brabham	27.107	28	M.Brabham	29.566	10	28	M.Brabham	1'19.648	1:19.791	(10)
11	30	S.Sarrazin	22.953	7	J.D'Ambrosio	27.148	6	O.Servià	29.580	11	30	S.Sarrazin	1'19.685	1:19.769	(9)
12	28	M.Brabham	22.975	10	J.Trulli	27.166	7	J.D'Ambrosio	29.624	12	7	J.D'Ambrosio	1'19.689	1:20.094	(13)
13	3	J.Alguersuari	23.065	99	N.Piquet JR	27.176	77	S.Duran	29.624	13	3	J.Alguersuari	1'19.811	1:20.072	(12)
14	10	J.Trulli	23.107	3	J.Alguersuari	27.221	23	N.Heidfeld	29.632	14	10	J.Trulli	1'20.032	1:20.163	(14)
15	6	O.Servià	23.203	6	O.Servià	27.363	30	S.Sarrazin	29.687	15	6	O.Servià	1'20.146	1:20.509	(15)
16	88	A.Garcia	23.372	88	A.Garcia	27.404	10	J.Trulli	29.759	16	88	A.Garcia	1'20.680	1:21.364	(17)
17	77	S.Duran	23.406	2	S.Bird	27.597	55	A.da Costa	29.802	17	77	S.Duran	1'20.687	1:21.003	(16)
18	18	M.Cerruti	23.457	18	M.Cerruti	27.602	88	A.Garcia	29.904	18	55	A.da Costa	1'21.417	1:21.505	(19)
19	55	A.da Costa	23.558	77	S.Duran	27.657	2	S.Bird	30.232	19	2	S.Bird	1'21.493	1:21.493	(18)
20	2	S.Bird	23.664	55	A.da Costa	28.057	18	M.Cerruti	30.625	20	18	M.Cerruti	1'21.684	1:21.684	(20)

Cup Sponsor
Global Partner
Founding Partners

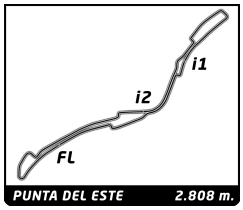

FIA Formula E Championship

Round 3 - Punta del Este ePrix

Race

Fastest Lap Sequence

Official Timekeeper TAGHeuer

Practice Time	Driver	Team	Car	Time	Kph	Lap
2:48.020	99 Nelson Piquet JR	China Racing Formula E Team	Spark - Renault SRT_01 E	**1:22.161**	123.0	2
2:48.687	27 Jean-Eric Vergne	Andretti Autosport Formula E Team	Spark - Renault SRT_01 E	**1:21.799**	123.6	2
2:51.092	23 Nick Heidfeld	Venturi Formula E Team	Spark - Renault SRT_01 E	**1:21.645**	123.8	2
4:11.041	9 Sébastien Buemi	Team e.dams Renault	Spark - Renault SRT_01 E	**1:21.551**	124.0	3
4:17.705	55 Antonio Felix da Costa	Amlin Aguri	Spark - Renault SRT_01 E	**1:21.505**	124.0	3
4:18.226	30 Stéphane Sarrazin	Venturi Formula E Team	Spark - Renault SRT_01 E	**1:21.489**	124.1	3
4:21.178	28 Matthew Brabham	Andretti Autosport Formula E Team	Spark - Renault SRT_01 E	**1:21.116**	124.6	3
11:08.823	9 Sébastien Buemi	Team e.dams Renault	Spark - Renault SRT_01 E	**1:21.062**	124.7	7
11:13.682	6 Oriol Servià	Dragon Racing Formula E Team	Spark - Renault SRT_01 E	**1:20.984**	124.8	7
12:33.801	5 Karun Chandhok	Mahindra Racing Formula E Team	Spark - Renault SRT_01 E	**1:20.917**	124.9	8
18:46.421	99 Nelson Piquet JR	China Racing Formula E Team	Spark - Renault SRT_01 E	**1:20.718**	125.2	12
20:07.002	27 Jean-Eric Vergne	Andretti Autosport Formula E Team	Spark - Renault SRT_01 E	**1:20.211**	126.0	13
20:13.024	30 Stéphane Sarrazin	Venturi Formula E Team	Spark - Renault SRT_01 E	**1:19.769**	126.7	13
32:43.437	9 Sébastien Buemi	Team e.dams Renault	Spark - Renault SRT_01 E	**1:19.347**	127.4	20
33:08.043	66 Daniel Abt	Audi Sport ABT Formula E Team	Spark - Renault SRT_01 E	**1:18.941**	128.1	17
38:06.067	11 Lucas di Grassi	Audi Sport ABT Formula E Team	Spark - Renault SRT_01 E	**1:18.881**	128.2	24
39:54.002	66 Daniel Abt	Audi Sport ABT Formula E Team	Spark - Renault SRT_01 E	**1:18.451**	128.9	22

Cup Sponsor
Global Partner
Founding Partners

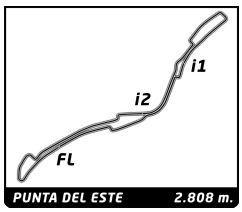

FIA Formula E Championship

Round 3 - Punta del Este ePrix

Race

Analysis by lap

Official Timekeeper TAGHeuer

Lapped

Lap 1

Nr	Lap Time	Gap
99	1:25.859	
27	1:26.888	1.029
9	1:27.588	1.729
8	1:28.305	2.446
3	1:28.868	3.009
23	1:29.447	3.588
11	1:29.827	3.968
10	1:30.462	4.603
5	1:31.154	5.295
66	1:31.685	5.826
6	1:32.634	6.775
55	1:33.203	7.344
30	1:33.686	7.827
88	1:34.180	8.321
7	1:35.621	9.762
18	1:36.274	10.415
21	1:36.506	10.647
28	1:36.972	11.113
2	1:37.420	11.561
77	1:37.835	11.976

Lap 2

Nr	Lap Time	Gap
99	1:22.161	
27	1:21.799	0.667
9	1:21.902	1.470
8	1:21.952	2.237
3	1:21.965	2.813
23	1:21.645	3.072
11	1:21.886	3.693
10	1:21.857	4.299
5	1:21.863	4.997
6	1:22.389	7.003
55	1:22.997	8.180
30	1:23.051	8.717
88	1:23.257	9.417
7	1:22.291	9.892
21	1:21.917	10.403
28	1:23.090	12.042
18	1:24.803	13.057
2	1:24.024	13.424
77	1:24.010	13.825
66	2:25.070	1'08.735

Lap 3

Nr	Lap Time	Gap
99	1:21.899	
27	1:21.775	0.543
9	1:21.551	1.122
8	1:21.833	2.171
23	1:22.232	3.405
3	1:24.005	4.919
11	1:23.405	5.199
10	1:23.613	6.013
5	1:23.415	6.513
6	1:22.147	7.251
55	1:21.505	7.786
30	1:21.489	8.307
88	1:21.803	9.321
7	1:21.819	9.812
21	1:21.824	10.328
28	1:21.116	11.259
2	1:21.493	13.018
77	1:23.322	15.248
18	1:24.942	16.100

Lap 4

Nr	Lap Time	Gap
99	1:23.065	
27	1:23.165	0.643
9	1:22.904	0.961
8	1:22.633	1.739
23	1:21.872	2.212
3	1:21.151	3.005
11	1:21.242	3.376
10	1:21.789	4.737
5	1:21.855	5.303
6	1:21.901	6.087
30	1:21.690	6.932
55	1:22.595	7.316
88	1:21.790	8.046
7	1:22.354	9.101
28	1:21.630	9.824
21	1:25.674	12.937
77	1:24.838	17.021
18	1:25.674	18.709
66	2:50.047	1 Lap

Lap 5

Nr	Lap Time	Gap
99	1:57.425	
27	1:58.520	1.738
9	1:59.006	2.542
8	1:59.214	3.528
23	2:00.023	4.810
3	2:00.355	5.935
11	2:01.336	7.287
10	2:02.216	9.528
5	2:03.092	10.970
6	2:03.684	12.346
30	2:03.688	13.195
55	2:04.895	14.786
88	2:05.827	16.448
7	2:06.181	17.857
28	2:06.097	18.496
21	2:03.840	19.352
77	2:01.995	21.591
18	2:01.557	22.841
66	2:01.544	1 Lap

Lap 6

Nr	Lap Time	Gap
99	2:15.900	
27	2:14.624	0.462
9	2:14.810	1.452
8	2:14.563	2.191
23	2:13.649	2.559
3	2:13.297	3.332
11	2:12.498	3.885
10	2:11.033	4.661
5	2:10.340	5.410
6	2:09.943	6.389
30	2:09.460	6.755
55	2:09.923	8.809
88	2:08.587	9.135
7	2:07.888	9.845
28	2:07.607	10.203
21	2:07.121	10.573
77	2:05.523	11.214
18	2:05.564	12.505
66	1:23.644	1 Lap

Lap 7

Nr	Lap Time	Gap
99	1:21.419	
27	1:21.351	0.394
9	1:21.062	1.095
8	1:21.406	2.178
23	1:21.719	2.859
3	1:21.456	3.369
11	1:21.096	3.562
10	1:21.363	4.605
5	1:21.165	5.156
6	1:20.984	5.954
30	1:21.203	6.539
88	1:21.586	9.302
7	1:21.439	9.865
28	1:21.478	10.262
21	1:21.564	10.718
77	1:22.244	12.039
18	1:23.303	14.389
66	1:26.592	1 Lap

Lap 8

Nr	Lap Time	Gap
99	1:21.640	
27	1:21.540	0.294
9	1:21.360	0.815
8	1:21.348	1.886
23	1:21.022	2.241
3	1:21.091	2.820
11	1:21.136	3.058
10	1:21.237	4.202
5	1:20.917	4.433
6	1:21.230	5.544
30	1:21.114	6.013
88	1:21.364	9.026
28	1:21.319	9.941
7	1:22.214	10.439
21	1:21.868	10.946
77	1:21.976	12.375
18	1:23.265	16.014
66	1:21.820	1 Lap

Lap 9

Nr	Lap Time	Gap
99	1:22.192	
27	1:22.397	0.499
9	1:22.365	0.988
8	1:22.168	1.862
23	1:21.900	1.949
3	1:21.903	2.531
11	1:22.952	3.818
10	1:23.335	5.345
5	1:24.934	7.175
6	1:24.782	8.134
30	1:25.537	9.358
88	1:24.664	11.498
28	1:24.309	12.058
7	1:24.904	13.151
21	1:24.913	13.667
77	1:25.868	16.051
18	1:25.113	18.935
66	2:36.136	1 Lap

Lap 10

Nr	Lap Time	Gap
99	2:12.784	
27	2:12.732	0.447
9	2:12.665	0.869
8	2:12.271	1.349
23	2:12.646	1.811
3	2:12.694	2.441
11	2:11.663	2.697
10	2:10.912	3.473
5	2:09.371	3.762
6	2:09.286	4.636
30	2:08.462	5.036
88	2:07.057	5.771
28	2:06.898	6.172
7	2:06.327	6.694
21	2:06.294	7.177
77	2:04.816	8.083
18	2:03.103	9.254
66	1:22.603	1 Lap

Lap 11

Nr	Lap Time	Gap
99	1:21.359	
27	1:21.265	0.353
9	1:21.403	0.913
8	1:21.740	1.730
23	1:21.755	2.207
3	1:21.668	2.750
11	1:21.706	3.044
10	1:21.856	3.970
5	1:21.996	4.399
6	1:21.652	4.929
30	1:21.621	5.298
28	1:20.973	5.786
88	1:22.142	6.554
7	1:21.804	7.139
21	1:21.499	7.317
77	1:21.770	8.494
18	1:23.075	10.970
66	1:21.126	1 Lap

Lap 12

Nr	Lap Time	Gap
99	1:20.718	
27	1:20.735	0.370
9	1:20.814	1.009
8	1:20.924	1.936
23	1:21.105	2.594
3	1:21.164	3.196
11	1:21.104	3.430
10	1:21.004	4.256
30	1:22.254	6.834
28	1:21.927	6.995
6	1:22.799	7.010
88	1:21.584	7.420
7	1:21.531	7.952
21	1:21.832	8.431
77	1:22.359	10.135
18	1:23.137	13.389
5	1:36.766	20.447

Lap 13

Nr	Lap Time	Gap
27	1:20.211	
99	1:21.573	0.992
9	1:20.806	1.234
8	1:20.753	2.108
23	1:20.791	2.804
3	1:20.998	3.613
11	1:21.200	4.049
10	1:21.332	5.007
30	1:19.769	6.022
6	1:20.690	7.119
28	1:21.252	7.666
7	1:21.445	8.816
21	1:22.078	9.928
88	1:23.625	10.464
77	1:21.823	11.377
18	1:23.542	16.350
5	2:19.651	1'19.517

Lap 14

Nr	Lap Time	Gap
27	1:20.063	
99	1:21.324	2.253
9	1:21.294	2.465
8	1:21.578	3.623
23	1:21.465	4.206
3	1:21.365	4.915
11	1:21.184	5.170
10	1:21.123	6.067
30	1:20.448	6.407
6	1:20.953	8.009
28	1:20.732	8.335
7	1:20.550	9.303

Cup Sponsor
Global Partner
Founding Partners

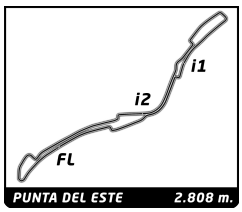

FIA Formula E Championship

Round 3 - Punta del Este ePrix

Race

Analysis by lap

Official Timekeeper TAGHeuer

Lapped

Nr	Lap Time	Gap
21	1:19.852	9.717
88	1:22.143	12.544
77	1:21.742	13.056
18	1:23.606	19.893
66	3:28.621	3 Laps
5	1:22.100	1'21.554
Lap 15		
27	1:23.733	
9	1:21.842	0.574
8	1:21.839	1.729
99	1:23.955	2.475
23	1:22.430	2.903
3	1:22.343	3.525
11	1:22.327	3.764
30	1:22.277	4.951
10	1:22.742	5.076
28	1:20.801	5.403
7	1:20.616	6.186
21	1:20.598	6.582
88	1:21.786	10.597
77	1:22.228	11.551
18	1:24.579	20.739
66	1:23.475	3 Laps
6	1:38.222	22.498
5	1:22.962	1'20.783
Lap 16		
9	1:24.009	
8	1:24.999	2.145
99	1:25.340	3.232
23	1:25.543	3.863
3	1:26.030	4.972
11	1:26.419	5.600
28	1:29.401	10.221
10	1:30.668	11.161
7	1:31.355	12.958
88	1:32.756	18.770
77	1:32.868	19.836
21	1:38.901	20.900
18	1:29.852	26.008
66	1:30.509	3 Laps
27	2:26.869	1'02.286
5	1:44.143	1'40.343
6	2:43.559	1'41.474
Lap 17		
23	3:25.329	
9	3:30.273	1.081
27	2:29.395	2.489
99	3:30.249	4.289
8	3:32.482	5.435
11	3:30.113	6.521
7	3:23.885	7.651
10	3:26.901	8.870
28	3:28.672	9.701

Nr	Lap Time	Gap
3	3:35.832	11.612
88	3:23.445	13.023
21	3:22.366	14.074
66	3:16.825	3 Laps
18	3:19.597	16.413
5	2:05.962	17.113
6	2:06.183	18.465
Lap 18		
23	2:18.654	
9	2:18.308	0.735
27	2:17.732	1.567
99	2:16.743	2.378
8	2:17.238	4.019
11	2:16.602	4.469
7	2:16.315	5.312
10	2:15.377	5.593
28	2:15.007	6.054
3	2:14.776	7.734
88	2:14.896	9.265
21	2:14.043	9.463
66	2:14.614	3 Laps
18	2:13.862	11.621
5	2:13.690	12.149
6	2:12.996	12.807
Lap 19		
9	1:20.128	
27	1:20.548	1.252
99	1:20.359	1.874
8	1:19.882	3.038
23	1:24.189	3.326
11	1:19.978	3.584
7	1:21.900	6.349
10	1:22.132	6.862
28	1:22.083	7.274
3	1:20.910	7.781
21	1:22.756	11.356
18	1:23.417	14.175
6	1:22.655	14.599
88	1:27.599	16.001
5	1:29.656	20.942
66	1:34.791	3 Laps
Lap 20		
9	1:19.347	
27	1:19.601	1.506
99	1:19.631	2.158
8	1:19.354	3.045
11	1:20.217	4.454
7	1:20.145	7.147
10	1:20.282	7.797
28	1:20.245	8.172
3	1:20.277	8.711
21	1:19.400	11.409
18	1:21.886	16.714

Nr	Lap Time	Gap
6	1:21.829	17.081
88	1:21.651	18.305
23	1:34.791	18.770
5	1:21.231	22.826
66	1:18.941	3 Laps
Lap 21		
9	1:19.187	
27	1:19.486	1.805
99	1:20.465	3.436
8	1:20.159	4.017
11	1:19.529	4.796
7	1:20.094	8.054
10	1:20.380	8.990
28	1:20.849	9.834
3	1:20.592	10.116
21	1:19.365	11.587
77	9:44.475	4 Laps
18	1:21.684	19.211
6	1:21.792	19.686
88	1:21.672	20.790
23	1:21.636	21.219
5	1:21.767	25.406
66	1:26.919	3 Laps
Lap 22		
9	1:19.132	
27	1:19.339	2.012
99	1:19.667	3.971
8	1:19.887	4.772
11	1:19.787	5.451
7	1:20.180	9.102
10	1:20.163	10.021
28	1:19.791	10.493
3	1:20.072	11.056
21	1:19.396	11.851
77	1:21.003	4 Laps
18	1:22.127	22.206
6	1:21.986	22.540
88	1:21.638	23.296
23	1:21.493	23.580
5	1:23.875	30.149
66	1:19.117	3 Laps
Lap 23		
9	1:19.529	
27	1:19.216	1.699
99	1:19.571	4.013
11	1:19.979	5.901
8	1:24.377	9.620
7	1:20.119	9.692
10	1:20.227	10.719
28	1:20.423	11.387
3	1:20.200	11.727
21	1:20.599	12.921
77	1:21.180	4 Laps

Nr	Lap Time	Gap
6	1:22.705	25.716
23	1:21.973	26.024
88	1:23.544	27.311
18	1:28.496	31.173
66	1:22.536	3 Laps
5	1:30.785	41.405
Lap 24		
9	1:19.605	
27	1:19.468	1.562
99	1:19.620	4.028
11	1:18.881	5.177
7	1:20.696	10.783
10	1:20.683	11.797
28	1:20.359	12.141
3	1:20.411	12.533
21	1:20.081	13.397
8	1:32.140	22.155
77	1:22.325	4 Laps
6	1:20.509	26.620
23	1:20.570	26.989
88	1:22.192	29.898
66	1:18.936	3 Laps
5	1:19.600	41.400
18	1:35.634	47.202
Lap 25		
9	1:19.681	
27	1:19.077	0.958
99	1:19.305	3.652
11	1:19.137	4.633
10	1:20.486	12.602
28	1:20.526	12.986
3	1:20.639	13.491
21	1:20.435	14.151
7	1:25.202	16.304
8	1:19.429	21.903
77	1:21.549	4 Laps
6	1:21.131	28.070
88	1:22.119	32.336
23	1:26.069	33.377
66	1:18.451	3 Laps
5	1:24.575	46.294
18	1:22.927	50.448
Lap 26		
9	1:19.324	
27	1:19.210	0.844
99	1:18.958	3.286
11	1:18.929	4.238
10	1:20.520	13.798
28	1:20.552	14.214
3	1:20.414	14.581
21	1:20.336	15.163
8	1:19.270	21.849
77	1:21.738	4 Laps

Nr	Lap Time	Gap
7	1:33.600	30.580
6	1:22.194	30.940
88	1:22.173	35.185
66	1:29.742	3 Laps
5	1:18.847	45.817
23	1:33.885	47.938
18	1:22.420	53.544
Lap 27		
9	1:19.055	
27	1:19.222	1.011
99	1:19.165	3.396
11	1:19.157	4.340
10	1:22.849	17.592
3	1:24.440	19.966
21	1:25.065	21.173
8	1:27.119	29.913
7	1:28.854	40.379
6	1:29.291	41.176
77	1:39.655	4 Laps
88	1:32.599	48.729
66	1:34.072	3 Laps
5	1:40.632	1'07.394
23	1:38.837	1'07.720
18	1:34.265	1'08.754
Lap 28		
9	2:25.346	
27	2:25.913	1.578
99	2:25.175	3.225
11	2:24.870	3.864
10	2:12.797	5.043
3	2:11.570	6.190
21	2:11.715	7.542
8	2:04.088	8.655
7	1:55.024	10.057
6	1:55.092	10.922
77	1:51.509	4 Laps
88	1:51.974	15.357
66	1:42.977	3 Laps
5	1:50.382	32.430
23	1:50.972	33.346
18	1:50.596	34.004
Lap 29		
9	2:03.102	
27	2:02.031	0.507
99	2:02.058	2.181
11	2:02.121	2.883
10	2:02.090	4.031
3	2:01.313	4.401
21	2:00.493	4.933
8	2:00.186	5.739
7	1:59.343	6.298
6	1:58.965	6.785
88	1:55.530	7.785

Cup Sponsor
Global Partner
Founding Partners

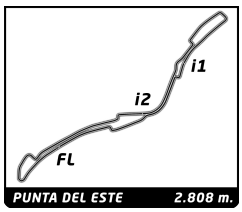

FIA Formula E Championship

Round 3 - Punta del Este ePrix

Race

Analysis by lap

Official Timekeeper TAGHeuer

Lapped

Nr	Lap Time	Gap	Nr	Lap Time	Gap	Nr	Lap Time	Gap	Nr	Lap Time	Gap	Nr	Lap Time	Gap
66	1:55.618	3 Laps												
23	1:41.025	11.269												
5	1:41.946	11.274												
18	1:41.482	12.384												
77	2:02.755	4 Laps												

Lap 30		
9	1:20.966	
99	1:20.739	1.954
11	1:20.978	2.895
10	1:21.078	4.143
3	1:21.074	4.509
21	1:21.289	5.256
8	1:21.922	6.695
7	1:21.981	7.313
6	1:21.922	7.741
88	1:21.921	8.740
23	1:19.963	10.266
66	1:25.806	3 Laps
18	1:24.069	15.487
77	1:22.952	4 Laps
5	1:26.320	16.628

Lap 31		
9	1:20.626	
99	1:19.404	0.732
11	1:20.366	2.635
10	1:20.646	4.163
3	1:20.815	4.698
21	1:20.567	5.197
8	1:20.445	6.514
7	1:20.880	7.567
6	1:21.531	8.646
23	1:20.923	10.563
88	1:22.480	10.594
66	1:23.962	3 Laps
77	1:23.549	4 Laps
18	1:24.756	19.617
5	1:58.173	54.175

Cup Sponsor
Global Partner
Founding Partners

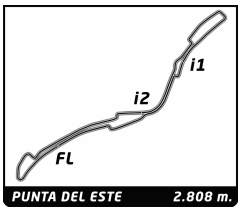

FIA Formula E Championship

Round 3 - Punta del Este ePrix

Race

Handicaps Analysis

Official Timekeeper TAGHeuer

Nr.	In Time Hour	In Time Elapsed	Out Time Hour	Out Time Elapsed	Pit Time	Handicap	Gap	Window
3	**Virgin Racing Formula E Team** / Spark - Renault SRT_01 E							
1	16:27:56.569	24:18.563	16:29:15.109	25:37.103	1:18.540 (78.540)	64	14.540	
5	**Mahindra Racing Formula E Team** / Spark - Renault SRT_01 E							
1	16:22:42.797	19:04.791	16:23:48.914	20:10.908	1:06.117 (66.117)	64	2.117	
6	**Dragon Racing Formula E Team** / Spark - Renault SRT_01 E							
1	16:26:49.409	23:11.403	16:28:00.959	24:22.953	1:11.550 (71.550)	64	7.550	
7	**Dragon Racing Formula E Team** / Spark - Renault SRT_01 E							
1	16:28:04.639	24:26.633	16:29:08.228	25:30.222	1:03.589 (63.589)	64	-0.411	
2	16:43:13.193	39:35.187	16:43:33.308	39:55.302	20.115 (20.115)	64	-43.885	
8	**Team e.dams Renault** / Spark - Renault SRT_01 E							
1	16:27:53.722	24:15.716	16:29:02.331	25:24.325	1:08.609 (68.609)	64	4.609	
2	16:40:27.190	36:49.184	16:40:46.734	37:08.728	19.544 (19.544)	64	-44.456	
9	**Team e.dams Renault** / Spark - Renault SRT_01 E							
1	16:27:51.703	24:13.697	16:28:58.316	25:20.310	1:06.613 (66.613)	64	2.613	
10	**Trulli Formula E Team** / Spark - Renault SRT_01 E							
1	16:28:02.884	24:24.878	16:29:08.914	25:30.908	1:06.030 (66.030)	64	2.030	
11	**Audi Sport ABT Formula E Team** / Spark - Renault SRT_01 E							
1	16:27:57.262	24:19.256	16:29:02.612	25:24.606	1:05.350 (65.350)	64	1.350	
18	**Trulli Formula E Team** / Spark - Renault SRT_01 E							
1	16:28:18.002	24:39.996	16:29:36.032	25:58.026	1:18.030 (78.030)	64	14.030	
2	16:40:48.817	37:10.811	16:41:09.071	37:31.065	20.254 (20.254)	64	-43.746	
21	**Mahindra Racing Formula E Team** / Spark - Renault SRT_01 E							
1	16:28:12.641	24:34.635	16:29:20.134	25:42.128	1:07.493 (67.493)	64	3.493	
23	**Venturi Formula E Team** / Spark - Renault SRT_01 E							
1	16:27:55.545	24:17.539	16:28:55.905	25:17.899	1:00.360 (60.360)	64	-3.640	
2	16:35:03.617	31:25.611	16:35:24.599	31:46.593	20.982 (20.982)	64	-43.018	
3	16:43:30.134	39:52.128	16:43:51.096	40:13.090	20.962 (20.962)	64	-43.038	
27	**Andretti Autosport Formula E Team** / Spark - Renault SRT_01 E							
1	16:26:27.176	22:49.170	16:27:34.266	23:56.260	1:07.090 (67.090)	64	3.090	
28	**Andretti Autosport Formula E Team** / Spark - Renault SRT_01 E							
1	16:28:01.900	24:23.894	16:29:09.705	25:31.699	1:07.805 (67.805)	64	3.805	
66	**Audi Sport ABT Formula E Team** / Spark - Renault SRT_01 E							
1	16:28:19.213	24:41.207	16:29:25.521	25:47.515	1:06.308 (66.308)	64	2.308	
77	**Amlin Aguri** / Spark - Renault SRT_01 E							
1	16:28:11.459	24:33.453	16:36:36.996	32:58.990	8:25.537 (505.537)	64	441.537	
88	**China Racing Formula E Team** / Spark - Renault SRT_01 E							
1	16:28:10.273	24:32.267	16:29:19.266	25:41.260	1:08.993 (68.993)	64	4.993	
99	**China Racing Formula E Team** / Spark - Renault SRT_01 E							
1	16:27:54.882	24:16.876	16:29:01.246	25:23.240	1:06.364 (66.364)	64	2.364	

CARS WITHOUT PIT STOPS DURING THE SESSION: 2, 30, 55.

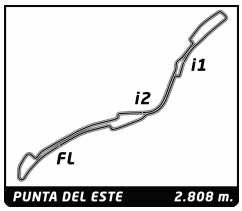

FIA Formula E Championship

Round 3 - Punta del Este ePrix

Race

Analysis

Official Timekeeper TAGHeuer

Personal Best | Session Best | **B** Crossing the finish line in pit lane

2 Sam Bird — GBR

Virgin Racing Formula E Team — Spark - Renault SRT_01 E

Lap	C	Time	Sector 1	Sector 2	Sector 3	Kph	Elapsed
1	A	1:37.420	36.850	28.711	31.859	103.8	1:37.420
2	A	1:24.024	24.103	27.940	31.981	120.3	3:01.444
3	A	1:21.493	23.664	27.597	30.232	124.0	4:22.937

3 Jaime Alguersuari — ESP

Virgin Racing Formula E Team — Spark - Renault SRT_01 E

Lap	C	Time	Sector 1	Sector 2	Sector 3	Kph	Elapsed
1	B	1:28.868	29.930	28.406	30.532	113.8	1:28.868
2	B	1:21.965	23.721	28.080	30.164	123.3	2:50.833
3	B	1:24.005	25.636	28.291	30.078	120.3	4:14.838
4	B	1:21.151	23.295	27.609	30.247	124.6	5:35.989
5	B	2:00.355	30.501	44.987	44.867	84.0	7:36.344
6	B	2:13.297	39.458	49.332	44.507	75.8	9:49.641
7	B	1:21.456	23.485	27.927	30.044	124.1	11:11.097
8	B	1:21.091	23.318	27.589	30.184	124.7	12:32.188
9	B	1:21.903	23.321	27.810	30.772	123.4	13:54.091
10	B	2:12.694	41.037	47.194	44.463	76.2	16:06.785
11	B	1:21.668	23.562	27.885	30.221	123.8	17:28.453
12	B	1:21.164	23.240	27.560	30.364	124.5	18:49.617
13	B	1:20.998	23.461	27.506	30.031	124.8	20:10.615
14	B	1:21.365	23.187	27.908	30.270	124.2	21:31.980
15	B	1:22.343	23.325	27.665	31.353	122.8	22:54.323
16	B	1:26.030 **B**	23.288	27.531	35.211	117.5	24:20.353
17	A	3:35.832	1:35.620	56.113	1:04.099	46.8	27:56.185
18	A	2:14.776	42.681	48.099	43.996	75.0	30:10.961
19	A	1:20.910	23.358	27.635	29.917	124.9	31:31.871
20	A	1:20.277	23.313	27.401	29.563	125.9	32:52.148
21	A	1:20.592	23.223	27.427	29.942	125.4	34:12.740
22	A	1:20.072	23.265	27.221	29.586	126.2	35:32.812
23	A	1:20.200	23.065	27.504	29.631	126.0	36:53.012
24	A	1:20.411	23.279	27.408	29.724	125.7	38:13.423
25	A	1:20.639	23.335	27.779	29.525	125.4	39:34.062
26	A	1:20.414	23.302	27.332	29.780	125.7	40:54.476
27	A	1:24.440	23.171	29.335	31.934	119.7	42:18.916
28	A	2:11.570	28.364	51.313	51.893	76.8	44:30.486
29	A	2:01.313	40.301	41.809	39.203	83.3	46:31.799
30	A	1:21.074	23.109	27.579	30.386	124.7	47:52.873
31	A	1:20.815	23.114	27.470	30.231	125.1	49:13.688

5 Karun Chandhok — IND

Mahindra Racing Formula E Team — Spark - Renault SRT_01 E

Lap	C	Time	Sector 1	Sector 2	Sector 3	Kph	Elapsed
1	B	1:31.154	31.866	28.624	30.664	110.9	1:31.154
2	B	1:21.863	23.840	27.822	30.201	123.5	2:53.017
3	B	1:23.415	24.867	28.167	30.381	121.2	4:16.432
4	B	1:21.855	23.726	27.739	30.390	123.5	5:38.287
5	B	2:03.092	33.514	43.804	45.774	82.1	7:41.379
6	B	2:10.340	37.614	49.083	43.643	77.6	9:51.719
7	B	1:21.165	23.649	27.520	29.996	124.5	11:12.884
8	B	1:20.917	23.773	27.436	29.708	124.9	12:33.801
9	B	1:24.934	23.713	27.846	33.375	119.0	13:58.735
10	B	2:09.371	40.022	46.950	42.399	78.1	16:08.106
11	B	1:21.996	23.811	27.735	30.450	123.3	17:30.102
12	B	1:36.766 **B**	23.295	27.635	45.836	104.5	19:06.868
13	A	2:19.651	1:21.393	28.385	29.873	72.4	21:26.519
14	A	1:22.100	24.178	27.597	30.325	123.1	22:48.619
15	A	1:22.962	23.801	27.910	31.251	121.8	24:11.581
16	A	1:44.143	25.977	44.269	33.897	97.1	25:55.724
17	A	2:05.962	24.322	38.187	1:03.453	80.3	28:01.686
18	A	2:13.690	42.811	47.301	43.578	75.6	30:15.376
19	A	1:29.656	23.497	27.696	38.463	112.8	31:45.032
20	A	1:21.231	23.461	27.656	30.114	124.4	33:06.263
21	A	1:21.767	23.443	28.218	30.106	123.6	34:28.030
22	A	1:23.875	24.431	28.376	31.068	120.5	35:51.905
23	A	1:30.785	24.626	32.387	33.772	111.3	37:22.690
24	A	1:19.600	23.028	27.204	29.368	127.0	38:42.290
25	A	1:24.575	23.987	29.552	31.036	119.5	40:06.865
26	A	1:18.847	22.737	27.090	29.020	128.2	41:25.712
27	A	1:40.632	22.570	38.258	39.804	100.5	43:06.344
28	A	1:50.382	29.413	40.085	40.884	91.6	44:56.726
29	A	1:41.946	29.742	38.075	34.129	99.2	46:38.672
30	A	1:26.320	24.068	29.119	33.133	117.1	48:04.992
31	A	1:58.173	30.796	37.534	49.843	85.5	50:03.165

6 Oriol Servià — ESP

Dragon Racing Formula E Team — Spark - Renault SRT_01 E

Lap	C	Time	Sector 1	Sector 2	Sector 3	Kph	Elapsed
1	A	1:32.634	33.050	28.923	30.661	109.1	1:32.634
2	A	1:22.389	23.806	28.118	30.465	122.7	2:55.023
3	A	1:22.147	23.841	28.287	30.019	123.1	4:17.170
4	A	1:21.901	23.545	27.866	30.490	123.4	5:39.071
5	A	2:03.684	33.786	44.042	45.856	81.7	7:42.755
6	A	2:09.943	37.286	49.473	43.184	77.8	9:52.698
7	A	1:20.984	23.486	27.741	29.757	124.8	11:13.682
8	A	1:21.230	23.583	27.800	29.847	124.4	12:34.912
9	A	1:24.782	23.377	27.744	33.661	119.2	13:59.694
10	A	2:09.286	39.967	47.045	42.274	78.2	16:08.980
11	A	1:21.652	23.527	27.888	30.237	123.8	17:30.632
12	A	1:22.799	23.453	27.707	31.639	122.1	18:53.431
13	A	1:20.690	23.612	27.498	29.580	125.3	20:14.121
14	A	1:20.953	23.407	27.541	30.005	124.9	21:35.074
15	A	1:38.222 **B**	23.204	27.542	47.476	102.9	23:13.296
16	B	2:43.559	1:28.719	40.442	34.398	61.8	25:56.855
17	B	2:06.183	25.430	37.737	1:03.016	80.1	28:03.038
18	B	2:12.996	42.757	47.514	42.725	76.0	30:16.034
19	B	1:22.655	23.630	27.920	31.105	122.3	31:38.689
20	B	1:21.829	23.608	27.597	30.624	123.5	33:00.518
21	B	1:21.792	23.600	27.655	30.537	123.6	34:22.310
22	B	1:21.986	23.326	27.676	30.984	123.3	35:44.296
23	B	1:22.705	23.677	27.925	31.103	122.2	37:07.001
24	B	1:20.509	23.203	27.363	29.943	125.6	38:27.510
25	B	1:21.131	23.489	27.507	30.135	124.6	39:48.641
26	B	1:22.194	23.509	27.780	30.905	123.0	41:10.835
27	B	1:29.291	23.721	30.771	34.799	113.2	42:40.126
28	B	1:55.092	26.903	36.519	51.670	87.8	44:35.218
29	B	1:58.965	39.422	41.174	38.369	85.0	46:34.183
30	B	1:21.922	23.571	27.615	30.736	123.4	47:56.105
31	B	1:21.531	23.238	27.873	30.420	124.0	49:17.636

7 Jérôme D'Ambrosio — BEL

Dragon Racing Formula E Team — Spark - Renault SRT_01 E

Lap	C	Time	Sector 1	Sector 2	Sector 3	Kph	Elapsed
1	A	1:35.621	35.440	28.631	31.550	105.7	1:35.621
2	A	1:22.291	23.598	28.317	30.376	122.8	2:57.912
3	A	1:21.819	23.513	27.723	30.583	123.6	4:19.731

Cup Sponsor
Global Partner
Founding Partners

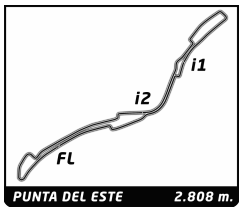

FIA Formula E Championship

Round 3 - Punta del Este ePrix

Race

Analysis

Official Timekeeper TAGHeuer

Personal Best | Session Best | **B** Crossing the finish line in pit lane

Lap	C	Time	Sector 1	Sector 2	Sector 3	Kph	Elapsed
4	A	1:22.354	23.471	27.896	30.987	122.7	5:42.085
5	A	2:06.181	36.044	44.460	45.677	80.1	7:48.266
6	A	2:07.888	37.823	46.443	43.622	79.0	9:56.154
7	A	1:21.439	23.757	27.568	30.114	124.1	11:17.593
8	A	1:22.214	23.286	27.991	30.937	123.0	12:39.807
9	A	1:24.904	23.157	27.493	34.254	119.1	14:04.711
10	A	2:06.327	38.302	46.405	41.620	80.0	16:11.038
11	A	1:21.804	23.577	27.951	30.276	123.6	17:32.842
12	A	1:21.531	23.256	27.490	30.785	124.0	18:54.373
13	A	1:21.445	23.884	27.699	29.862	124.1	20:15.818
14	A	1:20.550	23.778	27.148	29.624	125.5	21:36.368
15	A	1:20.616	23.076	27.403	30.137	125.4	22:56.984
16	A	1:31.355 B	24.694	31.137	35.524	110.7	24:28.339
17	B	3:23.885	1:23.028	57.532	1:03.325	49.6	27:52.224
18	B	2:16.315	43.671	48.727	43.917	74.2	30:08.539
19	B	1:21.900	23.508	27.966	30.426	123.4	31:30.439
20	B	1:20.145	22.970	27.337	29.838	126.1	32:50.584
21	B	1:20.094	23.120	27.236	29.738	126.2	34:10.678
22	B	1:20.180	23.244	27.237	29.699	126.1	35:30.858
23	B	1:20.119	22.917	27.423	29.779	126.2	36:50.977
24	B	1:20.696	23.077	27.328	30.291	125.3	38:11.673
25	B	1:25.202 B	23.051	27.329	34.822	118.6	39:36.875
26	B	1:33.600	35.765	27.645	30.190	108.0	41:10.475
27	B	1:28.854	23.122	29.519	36.213	113.8	42:39.329
28	B	1:55.024	26.609	36.179	52.236	87.9	44:34.353
29	B	1:59.343	38.847	42.063	38.433	84.7	46:33.696
30	B	1:21.981	23.273	27.520	31.188	123.3	47:55.677
31	B	1:20.880	23.157	27.448	30.275	125.0	49:16.557

8 Nicolas Prost — FRA

Team e.dams Renault — Spark - Renault SRT_01 E

Lap	C	Time	Sector 1	Sector 2	Sector 3	Kph	Elapsed
1	A	1:28.305	29.103	28.574	30.628	114.5	1:28.305
2	A	1:21.952	23.811	28.016	30.125	123.4	2:50.257
3	A	1:21.833	23.610	27.719	30.504	123.5	4:12.090
4	A	1:22.633	23.255	27.944	31.434	122.3	5:34.723
5	A	1:59.214	29.788	44.141	45.285	84.8	7:33.937
6	A	2:14.563	40.076	49.279	45.208	75.1	9:48.500
7	A	1:21.406	23.580	27.699	30.127	124.2	11:09.906
8	A	1:21.348	22.957	27.929	30.462	124.3	12:31.254
9	A	1:22.168	23.101	27.834	31.233	123.0	13:53.422
10	A	2:12.271	39.164	47.965	45.142	76.4	16:05.693
11	A	1:21.740	23.691	27.825	30.224	123.7	17:27.433
12	A	1:20.924	23.050	27.663	30.211	124.9	18:48.357
13	A	1:20.753	22.816	27.490	30.447	125.2	20:09.110
14	A	1:21.578	23.610	27.769	30.199	123.9	21:30.688
15	A	1:21.839	23.459	27.690	30.690	123.5	22:52.527
16	A	1:24.999 B	22.891	27.046	35.062	118.9	24:17.526
17	B	3:32.482	1:30.159	59.109	1:03.214	47.6	27:50.008
18	B	2:17.238	43.414	49.869	43.955	73.7	30:07.246
19	B	1:19.882	23.029	27.223	29.630	126.5	31:27.128
20	B	1:19.354	22.688	26.990	29.676	127.4	32:46.482
21	B	1:20.159	22.943	27.292	29.924	126.1	34:06.641
22	B	1:19.887	23.009	27.280	29.598	126.5	35:26.528
23	B	1:24.377 B	23.070	27.203	34.104	119.8	36:50.905
24	B	1:32.140	34.804	27.603	29.733	109.7	38:23.045
25	B	1:19.429	23.017	27.018	29.394	127.3	39:42.474
26	B	1:19.270	22.817	27.000	29.453	127.5	41:01.744
27	B	1:27.119	23.052	28.914	35.153	116.0	42:28.863
28	B	2:04.088	30.061	42.373	51.654	81.5	44:32.951
29	B	2:00.186	39.463	41.744	38.979	84.1	46:33.137
30	B	1:21.922	23.264	27.539	31.119	123.4	47:55.059
31	B	1:20.445	22.956	27.158	30.331	125.7	49:15.504

9 Sébastien Buemi — CHE

Team e.dams Renault — Spark - Renault SRT_01 E

Lap	C	Time	Sector 1	Sector 2	Sector 3	Kph	Elapsed
1	B	1:27.588	28.421	28.579	30.588	115.4	1:27.588
2	B	1:21.902	23.740	27.872	30.290	123.4	2:49.490
3	B	1:21.551	23.523	27.758	30.270	124.0	4:11.041
4	B	1:22.904	23.439	28.217	31.248	121.9	5:33.945
5	B	1:59.006	29.252	43.952	45.802	84.9	7:32.951
6	B	2:14.810	40.168	48.960	45.682	75.0	9:47.761
7	B	1:21.062	23.335	27.736	29.991	124.7	11:08.823
8	B	1:21.360	23.285	28.124	29.951	124.2	12:30.183
9	B	1:22.365	23.287	28.201	30.877	122.7	13:52.548
10	B	2:12.665	38.661	48.381	45.623	76.2	16:05.213
11	B	1:21.403	23.529	27.873	30.001	124.2	17:26.616
12	B	1:20.814	23.190	27.745	29.879	125.1	18:47.430
13	B	1:20.806	22.934	27.696	30.176	125.1	20:08.236
14	B	1:21.294	23.881	27.561	29.852	124.3	21:29.530
15	B	1:21.842	23.941	27.791	30.110	123.5	22:51.372
16	B	1:24.009 B	22.709	27.216	34.084	120.3	24:15.381
17	A	3:30.273	1:29.445	58.038	1:02.790	48.1	27:45.654
18	A	2:18.308	43.747	49.780	44.781	73.1	30:03.962
19	A	1:20.128	23.032	27.291	29.805	126.2	31:24.090
20	A	1:19.347	22.754	27.129	29.464	127.4	32:43.437
21	A	1:19.187	22.775	27.086	29.326	127.7	34:02.624
22	A	1:19.132	22.815	27.135	29.182	127.7	35:21.756
23	A	1:19.529	22.877	27.243	29.409	127.1	36:41.285
24	A	1:19.605	22.835	27.195	29.575	127.0	38:00.890
25	A	1:19.681	22.946	27.343	29.392	126.9	39:20.571
26	A	1:19.324	22.766	27.192	29.366	127.4	40:39.895
27	A	1:19.055	22.768	27.027	29.260	127.9	41:58.950
28	A	2:25.346	39.149	54.767	51.430	69.5	44:24.296
29	A	2:03.102	39.986	42.016	41.100	82.1	46:27.398
30	A	1:20.966	23.504	27.878	29.584	124.9	47:48.364
31	A	1:20.626	23.132	27.520	29.974	125.4	49:08.990

10 Jarno Trulli — ITA

Trulli Formula E Team — Spark - Renault SRT_01 E

Lap	C	Time	Sector 1	Sector 2	Sector 3	Kph	Elapsed
1	B	1:30.462	31.346	28.552	30.564	111.7	1:30.462
2	B	1:21.857	23.914	27.715	30.228	123.5	2:52.319
3	B	1:23.613	25.108	28.245	30.260	120.9	4:15.932
4	B	1:21.789	23.753	27.587	30.449	123.6	5:37.721
5	B	2:02.216	30.667	45.255	46.294	82.7	7:39.937
6	B	2:11.033	37.994	49.479	43.560	77.1	9:50.970
7	B	1:21.363	23.568	27.676	30.119	124.2	11:12.333
8	B	1:21.237	23.728	27.654	29.855	124.4	12:33.570
9	B	1:23.335	23.571	27.789	31.975	121.3	13:56.905
10	B	2:10.912	41.142	46.843	42.927	77.2	16:07.817
11	B	1:21.856	23.707	27.791	30.358	123.5	17:29.673
12	B	1:21.004	23.284	27.718	30.002	124.8	18:50.677
13	B	1:21.332	23.545	27.679	30.108	124.3	20:12.009
14	B	1:21.123	23.359	27.769	29.995	124.6	21:33.132
15	B	1:22.742	23.363	27.703	31.676	122.2	22:55.874

Cup Sponsor: BCN World
Global Partner: Julius Bär SWISS PRIVATE BANKING
Founding Partners: MICHELIN, TAGHeuer, RENAULT, QUALCOMM, DHL, BMW i.

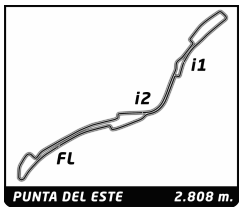

FIA Formula E Championship

Round 3 - Punta del Este ePrix

Race

Analysis

Official Timekeeper TAGHeuer

Personal Best | Session Best | B Crossing the finish line in pit lane

11 Lucas di Grassi — BRA

Audi Sport ABT Formula E Team — Spark - Renault SRT_01 E

Lap	C	Time	Sector 1	Sector 2	Sector 3	Kph	Elapsed
1	B	1:29.827	30.897	28.492	30.438	112.5	1:29.827
2	B	1:21.886	23.704	27.800	30.382	123.4	2:51.713
3	B	1:23.405	25.127	28.256	30.022	121.2	4:15.118
4	B	1:21.242	23.358	27.571	30.313	124.4	5:36.360
5	B	2:01.336	30.943	45.044	45.349	83.3	7:37.696
6	B	2:12.498	39.224	49.169	44.105	76.3	9:50.194
7	B	1:21.096	23.260	27.930	29.906	124.7	11:11.290
8	B	1:21.136	23.880	27.393	29.863	124.6	12:32.426
9	B	1:22.952	23.410	27.872	31.670	121.9	13:55.378
10	B	2:11.663	41.028	47.060	43.575	76.8	16:07.041
11	B	1:21.706	23.655	27.894	30.157	123.7	17:28.747
12	B	1:21.104	23.350	27.757	29.997	124.6	18:49.851
13	B	1:21.200	23.502	27.775	29.923	124.5	20:11.051
14	B	1:21.184	23.200	27.733	30.251	124.5	21:32.235
15	B	1:22.327	23.569	27.734	31.024	122.8	22:54.562
16	B	1:26.419 B	23.434	27.634	35.351	117.0	24:20.981
17	A	3:30.113	1:27.215	59.711	1:03.187	48.1	27:51.094
18	A	2:16.602	43.517	49.383	43.702	74.0	30:07.696
19	A	1:19.978	22.950	27.494	29.534	126.4	31:27.674
20	A	1:20.217	22.985	27.403	29.829	126.0	32:47.891
21	A	1:19.529	22.772	27.185	29.572	127.1	34:07.420
22	A	1:19.787	22.974	27.257	29.556	126.7	35:27.207
23	A	1:19.979	22.962	27.529	29.488	126.4	36:47.186
24	A	1:18.881	22.688	27.005	29.188	128.2	38:06.067
25	A	1:19.137	22.741	27.090	29.306	127.7	39:25.204
26	A	1:18.929	22.671	27.102	29.156	128.1	40:44.133
27	A	1:19.157	22.807	27.152	29.198	127.7	42:03.290
28	A	2:24.870	38.399	54.616	51.855	69.8	44:28.160
29	A	2:02.121	40.202	42.146	39.773	82.8	46:30.281
30	A	1:20.978	22.935	28.027	30.016	124.8	47:51.259
31	A	1:20.366	22.974	27.499	29.893	125.8	49:11.625

18 Michela Cerruti — ITA

Trulli Formula E Team — Spark - Renault SRT_01 E

Lap	C	Time	Sector 1	Sector 2	Sector 3	Kph	Elapsed
1	A	1:36.274	34.907	28.859	32.508	105.0	1:36.274
2	A	1:24.803	23.888	28.664	32.251	119.2	3:01.077
3	A	1:24.942	23.839	28.962	32.141	119.0	4:26.019
4	A	1:25.674	24.707	28.411	32.556	118.0	5:51.693
5	A	2:01.557	35.539	41.551	44.467	83.2	7:53.250
6	A	2:05.564	38.748	43.407	43.409	80.5	9:58.814
7	A	1:23.303	23.956	28.128	31.219	121.3	11:22.117
8	A	1:23.265	23.995	28.077	31.193	121.4	12:45.382
9	A	1:25.113	23.764	28.000	33.349	118.8	14:10.495
10	A	2:03.103	34.897	46.274	41.932	82.1	16:13.598
11	A	1:23.075	23.846	28.224	31.005	121.7	17:36.673
12	A	1:23.137	23.682	28.060	31.395	121.6	18:59.810
13	A	1:23.542	23.763	27.992	31.787	121.0	20:23.352
14	A	1:23.606	23.822	28.316	31.468	120.9	21:46.958
15	A	1:24.579	24.610	28.321	31.648	119.5	23:11.537
16	A	1:29.852 B	23.999	30.220	35.633	112.5	24:41.389
17	B	3:19.597	1:34.988	40.568	1:04.041	50.6	28:00.986
18	B	2:13.862	42.741	47.403	43.718	75.5	30:14.848
19	B	1:23.417	23.712	27.731	31.974	121.2	31:38.265
20	B	1:21.886	23.517	27.740	30.629	123.4	33:00.151
21	B	1:21.684	23.457	27.602	30.625	123.8	34:21.835
22	B	1:22.127	23.487	27.715	30.925	123.1	35:43.962
23	B	1:28.496 B	23.632	28.112	36.752	114.2	37:12.458
24	B	1:35.634	36.315	28.412	30.907	105.7	38:48.092
25	B	1:22.927	23.927	28.055	30.945	121.9	40:11.019
26	B	1:22.420	23.732	27.881	30.807	122.6	41:33.439
27	B	1:34.265	25.055	32.251	36.959	107.2	43:07.704
28	B	1:50.596	31.030	39.844	39.722	91.4	44:58.300
29	B	1:41.482	30.974	37.251	33.257	99.6	46:39.782
30	B	1:24.069	24.031	28.564	31.474	120.2	48:03.851
31	B	1:24.756	23.732	28.087	32.937	119.3	49:28.607

21 Bruno Senna — BRA

Mahindra Racing Formula E Team — Spark - Renault SRT_01 E

Lap	C	Time	Sector 1	Sector 2	Sector 3	Kph	Elapsed
1	A	1:36.506	35.753	28.576	32.177	104.7	1:36.506
2	A	1:21.917	23.918	27.569	30.430	123.4	2:58.423
3	A	1:21.824	23.484	27.552	30.788	123.5	4:20.247
4	A	1:25.674	23.394	27.797	34.483	118.0	5:45.921
5	A	2:03.840	34.172	44.409	45.259	81.6	7:49.761
6	A	2:07.121	38.270	45.770	43.081	79.5	9:56.882
7	A	1:21.564	23.789	27.622	30.153	123.9	11:18.446
8	A	1:21.868	23.232	27.893	30.743	123.5	12:40.314
9	A	1:24.913	23.078	27.467	34.368	119.0	14:05.227
10	A	2:06.294	38.398	46.435	41.461	80.0	16:11.521
11	A	1:21.499	23.369	27.862	30.268	124.0	17:33.020
12	A	1:21.832	23.446	27.519	30.867	123.5	18:54.852
13	A	1:22.078	24.099	27.923	30.056	123.2	20:16.930
14	A	1:19.852	22.993	27.297	29.562	126.6	21:36.782
15	A	1:20.598	23.032	27.292	30.274	125.4	22:57.380
16	A	1:38.901 B	24.442	32.307	42.152	102.2	24:36.281
17	B	3:22.366	1:25.698	52.110	1:04.558	50.0	27:58.647
18	B	2:14.043	43.160	47.355	43.528	75.4	30:12.690
19	B	1:22.756	23.786	27.238	31.732	122.2	31:35.446
20	B	1:19.400	22.874	27.080	29.446	127.3	32:54.846
21	B	1:19.365	22.818	27.162	29.385	127.4	34:14.211
22	B	1:19.396	22.689	27.110	29.597	127.3	35:33.607
23	B	1:20.599	22.869	27.441	30.289	125.4	36:54.206
24	B	1:20.081	22.905	27.221	29.955	126.2	38:14.287
25	B	1:20.435	23.142	27.388	29.905	125.7	39:34.722
26	B	1:20.336	23.152	27.442	29.742	125.8	40:55.058
27	B	1:25.065	23.027	29.681	32.357	118.8	42:20.123

Cup Sponsor: BCN World
Global Partner: Julius Bär SWISS PRIVATE BANKING
Founding Partners: MICHELIN, TAGHeuer, RENAULT, QUALCOMM, DHL, BMW i.

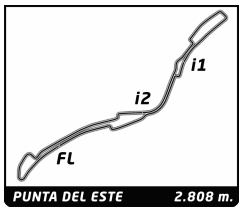

FIA Formula E Championship

Round 3 - Punta del Este ePrix

Race

Analysis

Official Timekeeper TAGHeuer

Personal Best | Session Best | **B** Crossing the finish line in pit lane

Lap	C	Time	Sector 1	Sector 2	Sector 3	Kph	Elapsed
28	B	2:11.715	30.099	49.903	51.713	76.7	44:31.838
29	B	2:00.493	39.843	41.732	38.918	83.9	46:32.331
30	B	1:21.289	23.134	27.423	30.732	124.4	47:53.620
31	B	1:20.567	22.972	27.454	30.141	125.5	49:14.187

23 Nick Heidfeld — DEU

Venturi Formula E Team — Spark - Renault SRT_01 E

Lap	C	Time	Sector 1	Sector 2	Sector 3	Kph	Elapsed
1	B	1:29.447	30.484	28.390	30.573	113.0	1:29.447
2	B	1:21.645	23.612	28.012	30.021	123.8	2:51.092
3	B	1:22.232	24.643	27.589	30.000	122.9	4:13.324
4	B	1:21.872	23.217	27.832	30.823	123.5	5:35.196
5	B	2:00.023	30.483	43.992	45.548	84.2	7:35.219
6	B	2:13.649	39.704	49.212	44.733	75.6	9:48.868
7	B	1:21.719	23.591	27.943	30.185	123.7	11:10.587
8	B	1:21.022	23.160	27.677	30.185	124.8	12:31.609
9	B	1:21.900	23.389	27.658	30.853	123.4	13:53.509
10	B	2:12.646	40.694	47.154	44.798	76.2	16:06.155
11	B	1:21.755	23.735	27.748	30.272	123.6	17:27.910
12	B	1:21.105	23.342	27.634	30.129	124.6	18:49.015
13	B	1:20.791	23.184	27.531	30.076	125.1	20:09.806
14	B	1:21.465	23.469	27.725	30.271	124.1	21:31.271
15	B	1:22.430	23.313	27.743	31.374	122.6	22:53.701
16	B	1:25.543 **B**	23.297	27.465	34.781	118.2	24:19.244
17	A	3:25.329	1:24.999	57.891	1:02.439	49.2	27:44.573
18	A	2:18.654	43.814	50.225	44.615	72.9	30:03.227
19	A	1:24.189 **B**	23.025	27.330	33.834	120.1	31:27.416
20	A	1:34.791	36.932	27.605	30.254	106.6	33:02.207
21	A	1:21.636	23.438	27.805	30.393	123.8	34:23.843
22	A	1:21.493	23.445	27.624	30.424	124.0	35:45.336
23	A	1:21.973	23.789	27.581	30.603	123.3	37:07.309
24	A	1:20.570	23.477	27.335	29.758	125.5	38:27.879
25	A	1:26.069 **B**	23.411	27.758	34.900	117.4	39:53.948
26	A	1:33.885	36.472	27.394	30.019	107.7	41:27.833
27	A	1:38.837	22.859	36.463	39.515	102.3	43:06.670
28	A	1:50.972	30.615	40.280	40.077	91.1	44:57.642
29	A	1:41.025	30.114	37.854	33.057	100.1	46:38.667
30	A	1:19.963	23.242	27.089	29.632	126.4	47:58.630
31	A	1:20.923	22.939	27.210	30.774	124.9	49:19.553

27 Jean-Eric Vergne — FRA

Andretti Autosport Formula E Team — Spark - Renault SRT_01 E

Lap	C	Time	Sector 1	Sector 2	Sector 3	Kph	Elapsed
1	B	1:26.888	27.943	28.398	30.547	116.3	1:26.888
2	B	1:21.799	23.588	27.659	30.552	123.6	2:48.687
3	B	1:21.775	23.530	27.768	30.477	123.6	4:10.462
4	B	1:23.165	23.547	28.263	31.355	121.6	5:33.627
5	B	1:58.520	29.148	43.464	45.908	85.3	7:32.147
6	B	2:14.624	40.012	49.023	45.589	75.1	9:46.771
7	B	1:21.351	23.527	27.771	30.053	124.3	11:08.122
8	B	1:21.540	23.636	27.939	29.965	124.0	12:29.662
9	B	1:22.397	23.384	28.344	30.669	122.7	13:52.059
10	B	2:12.732	38.386	48.525	45.821	76.2	16:04.791
11	B	1:21.265	23.559	27.656	30.050	124.4	17:26.056
12	B	1:20.735	23.261	27.569	29.905	125.2	18:46.791
13	B	1:20.211	22.947	27.287	29.977	126.0	20:07.002
14	B	1:20.063	22.912	27.409	29.742	126.3	21:27.065
15	B	1:23.733 **B**	22.779	27.277	33.677	120.7	22:50.798
16	A	2:26.869	1:24.272	30.473	32.124	68.8	25:17.667
17	A	2:29.395	27.830	58.656	1:02.909	67.7	27:47.062
18	A	2:17.732	43.726	49.619	44.387	73.4	30:04.794
19	A	1:20.548	23.125	27.415	30.008	125.5	31:25.342
20	A	1:19.601	23.011	27.174	29.416	127.0	32:44.943
21	A	1:19.486	22.987	27.122	29.377	127.2	34:04.429
22	A	1:19.339	22.905	27.224	29.210	127.4	35:23.768
23	A	1:19.216	22.875	27.059	29.282	127.6	36:42.984
24	A	1:19.468	22.799	27.127	29.542	127.2	38:02.452
25	A	1:19.077	22.816	26.934	29.327	127.8	39:21.529
26	A	1:19.210	22.659	27.055	29.496	127.6	40:40.739
27	A	1:19.222	22.702	27.223	29.297	127.6	41:59.961
28	A	2:25.913	38.740	55.130	52.043	69.3	44:25.874
29	A	2:02.031	39.165	42.163	40.703	82.8	46:27.905

28 Matthew Brabham — USA

Andretti Autosport Formula E Team — Spark - Renault SRT_01 E

Lap	C	Time	Sector 1	Sector 2	Sector 3	Kph	Elapsed
1	A	1:36.972	36.649	28.232	32.091	104.2	1:36.972
2	A	1:23.090	24.037	28.084	30.969	121.7	3:00.062
3	A	1:21.116	23.183	27.425	30.508	124.6	4:21.178
4	A	1:21.630	23.202	27.719	30.709	123.8	5:42.808
5	A	2:06.097	36.779	43.986	45.332	80.2	7:48.905
6	A	2:07.607	37.725	46.340	43.542	79.2	9:56.512
7	A	1:21.478	23.803	27.576	30.099	124.1	11:17.990
8	A	1:21.319	23.267	27.930	30.122	124.3	12:39.309
9	A	1:24.309	23.086	27.374	33.849	119.9	14:03.618
10	A	2:06.898	38.193	47.002	41.703	79.7	16:10.516
11	A	1:20.973	23.495	27.286	30.192	124.8	17:31.489
12	A	1:21.927	23.164	27.813	30.950	123.4	18:53.416
13	A	1:21.252	24.134	27.456	29.662	124.4	20:14.668
14	A	1:20.732	23.192	27.644	29.896	125.2	21:35.400
15	A	1:20.801	23.333	27.441	30.027	125.1	22:56.201
16	A	1:29.401 **B**	24.535	30.543	34.323	113.1	24:25.602
17	B	3:28.672	1:27.469	57.823	1:03.380	48.4	27:54.274
18	B	2:15.007	43.450	48.124	43.433	74.9	30:09.281
19	B	1:22.083	23.688	27.637	30.758	123.2	31:31.364
20	B	1:20.245	23.173	27.107	29.965	126.0	32:51.609
21	B	1:20.849	23.073	27.417	30.359	125.0	34:12.458
22	B	1:19.791	22.975	27.250	29.566	126.7	35:32.249
23	B	1:20.423	23.176	27.426	29.821	125.7	36:52.672
24	B	1:20.359	23.076	27.530	29.753	125.8	38:13.031
25	B	1:20.526	23.449	27.455	29.622	125.5	39:33.557
26	B	1:20.552	23.259	27.296	29.997	125.5	40:54.109

30 Stéphane Sarrazin — FRA

Venturi Formula E Team — Spark - Renault SRT_01 E

Lap	C	Time	Sector 1	Sector 2	Sector 3	Kph	Elapsed
1	A	1:33.686	33.939	28.723	31.024	107.9	1:33.686
2	A	1:23.051	23.696	29.041	30.314	121.7	2:56.737
3	A	1:21.489	23.287	28.057	30.145	124.1	4:18.226
4	A	1:21.690	23.436	27.884	30.370	123.7	5:39.916
5	A	2:03.688	33.821	44.166	45.701	81.7	7:43.604
6	A	2:09.460	37.039	49.500	42.921	78.1	9:53.064
7	A	1:21.203	23.559	27.566	30.078	124.5	11:14.267
8	A	1:21.114	23.320	27.750	30.044	124.6	12:35.381
9	A	1:25.537	23.190	27.716	34.631	118.2	14:00.918
10	A	2:08.462	39.120	47.056	42.286	78.7	16:09.380
11	A	1:21.621	23.410	27.830	30.381	123.9	17:31.001
12	A	1:22.254	23.341	27.666	31.247	122.9	18:53.255

Cup Sponsor
Global Partner
Founding Partners

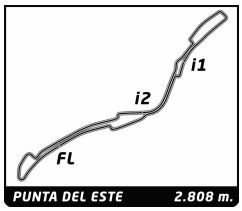

FIA Formula E Championship

Round 3 - Punta del Este ePrix

Race

Analysis

Official Timekeeper TAGHeuer

Personal Best | Session Best | B Crossing the finish line in pit lane

Lap	C	Time	Sector 1	Sector 2	Sector 3	Kph	Elapsed
13	A	1:19.769	23.037	27.045	29.687	126.7	20:13.024
14	A	1:20.448	22.953	27.411	30.084	125.7	21:33.472
15	A	1:22.277	23.263	27.633	31.381	122.9	22:55.749

55 Antonio Felix da Costa — PRT

Amlin Aguri — Spark - Renault SRT_01 E

Lap	C	Time	Sector 1	Sector 2	Sector 3	Kph	Elapsed
1	B	1:33.203	33.563	28.928	30.712	108.5	1:33.203
2	B	1:22.997	23.965	28.830	30.202	121.8	2:56.200
3	B	1:21.505	23.558	28.145	29.802	124.0	4:17.705
4	B	1:22.595	23.620	28.057	30.918	122.4	5:40.300
5	B	2:04.895	34.925	44.395	45.575	80.9	7:45.195
6	B	2:09.923	36.945	48.681	44.297	77.8	9:55.118

66 Daniel Abt — DEU

Audi Sport ABT Formula E Team — Spark - Renault SRT_01 E

Lap	C	Time	Sector 1	Sector 2	Sector 3	Kph	Elapsed
1	A	1:31.685	32.468	28.509	30.708	110.3	1:31.685
2	A	2:25.070	23.964	32.088	1:29.018	69.7	3:56.755
3	A	2:50.047	23.666	31.245	1:55.136	59.4	6:46.802
4	A	2:01.544	53.646	32.562	35.336	83.2	8:48.346
5	A	1:23.644	24.393	28.337	30.914	120.9	10:11.990
6	A	1:26.592	25.323	29.250	32.019	116.7	11:38.582
7	A	1:21.820	23.594	27.753	30.473	123.5	13:00.402
8	A	2:36.136	24.589	30.854	1:40.693	64.7	15:36.538
9	A	1:22.603	23.965	27.982	30.656	122.4	16:59.141
10	A	1:21.126	23.153	27.803	30.170	124.6	18:20.267
11	A	3:28.621	23.694	30.903	2:34.024	48.5	21:48.888
12	A	1:23.475	24.141	28.356	30.978	121.1	23:12.363
13	A	1:30.509 B	24.046	30.041	36.422	111.7	24:42.872
14	B	3:16.825	1:23.793	48.491	1:04.541	51.4	27:59.697
15	B	2:14.614	43.071	47.272	44.271	75.1	30:14.311
16	B	1:34.791	32.174	30.438	32.179	106.6	31:49.102
17	B	1:18.941	22.965	26.889	29.087	128.1	33:08.043
18	B	1:26.919	23.675	28.960	34.284	116.3	34:34.962
19	B	1:19.117	22.830	27.113	29.174	127.8	35:54.079
20	B	1:22.536	23.910	28.830	29.796	122.5	37:16.615
21	B	1:18.936	22.909	27.013	29.014	128.1	38:35.551
22	B	1:18.451	22.729	26.878	28.844	128.9	39:54.002
23	B	1:29.742	25.227	29.848	34.667	112.6	41:23.744
24	B	1:34.072	22.488	33.879	37.705	107.5	42:57.816
25	B	1:42.977	25.278	33.202	44.497	98.2	44:40.793
26	B	1:55.618	42.635	35.040	37.943	87.4	46:36.411
27	B	1:25.806	33.529	30.846	31.431	117.8	48:02.217
28	B	1:23.962	23.819	27.569	32.574	120.4	49:26.179

77 Salvador Duran — MEX

Amlin Aguri — Spark - Renault SRT_01 E

Lap	C	Time	Sector 1	Sector 2	Sector 3	Kph	Elapsed
1	A	1:37.835	37.156	29.219	31.460	103.3	1:37.835
2	A	1:24.010	24.323	28.497	31.190	120.3	3:01.845
3	A	1:23.322	23.928	28.418	30.976	121.3	4:25.167
4	A	1:24.838	24.922	28.215	31.701	119.2	5:50.005
5	A	2:01.995	35.755	41.755	44.485	82.9	7:52.000
6	A	2:05.523	38.917	43.677	42.929	80.5	9:57.523
7	A	1:22.244	24.137	27.957	30.150	122.9	11:19.767
8	A	1:21.976	23.581	27.967	30.428	123.3	12:41.743
9	A	1:25.868	23.748	27.848	34.272	117.7	14:07.611
10	A	2:04.816	36.957	46.438	41.421	81.0	16:12.427
11	A	1:21.770	23.665	28.035	30.070	123.6	17:34.197
12	A	1:22.359	23.729	27.909	30.721	122.7	18:56.556
13	A	1:21.823	23.597	27.935	30.291	123.5	20:18.379
14	A	1:21.742	23.787	27.781	30.174	123.7	21:40.121
15	A	1:22.228	23.682	27.824	30.722	122.9	23:02.349
16	A	1:32.868 B	23.987	28.871	40.010	108.9	24:35.217
17	B	9:44.475	8:45.465	28.223	30.787	17.3	34:19.692
18	B	1:21.003	23.722	27.657	29.624	124.8	35:40.695
19	B	1:21.180	23.406	28.026	29.748	124.5	37:01.875
20	B	1:22.325	23.469	28.997	29.859	122.8	38:24.200
21	B	1:21.549	23.761	27.851	29.937	124.0	39:45.749
22	B	1:21.738	23.684	27.969	30.085	123.7	41:07.487
23	B	1:39.655	23.617	33.380	42.658	101.4	42:47.142
24	B	1:51.509	29.234	35.136	47.139	90.7	44:38.651
25	B	2:02.755	45.255	45.292	32.208	82.3	46:41.406
26	B	1:22.952	23.572	27.813	31.567	121.9	48:04.358
27	B	1:23.549	23.732	28.023	31.794	121.0	49:27.907

88 Antonio Garcia — ESP

China Racing Formula E Team — Spark - Renault SRT_01 E

Lap	C	Time	Sector 1	Sector 2	Sector 3	Kph	Elapsed
1	B	1:34.180	34.368	28.771	31.041	107.3	1:34.180
2	B	1:23.257	24.191	28.453	30.613	121.4	2:57.437
3	B	1:21.803	23.535	27.789	30.479	123.6	4:19.240
4	B	1:21.790	23.629	27.748	30.413	123.6	5:41.030
5	B	2:05.827	36.031	45.207	44.589	80.3	7:46.857
6	B	2:08.587	37.709	47.410	43.468	78.6	9:55.444
7	B	1:21.586	23.839	27.707	30.040	123.9	11:17.030
8	B	1:21.364	23.662	27.798	29.904	124.2	12:38.394
9	B	1:24.664	23.372	27.581	33.711	119.4	14:03.058
10	B	2:07.057	38.378	46.862	41.817	79.6	16:10.115
11	B	1:22.142	23.534	28.586	30.022	123.1	17:32.257
12	B	1:21.584	23.439	27.582	30.563	123.9	18:53.841
13	B	1:23.625	24.814	27.909	30.902	120.9	20:17.466
14	B	1:22.143	23.436	27.677	31.030	123.1	21:39.609
15	B	1:21.786	23.501	27.623	30.662	123.6	23:01.395
16	B	1:32.756 B	23.690	29.679	39.387	109.0	24:34.151
17	A	3:23.445	1:27.439	51.800	1:04.206	49.7	27:57.596
18	A	2:14.896	43.166	47.649	44.081	74.9	30:12.492
19	A	1:27.599	23.615	27.404	36.580	115.4	31:40.091
20	A	1:21.651	23.704	27.897	30.050	123.8	33:01.742
21	A	1:21.672	23.564	27.887	30.221	123.8	34:23.414
22	A	1:21.638	23.459	27.667	30.512	123.8	35:45.052
23	A	1:23.544	23.809	28.664	31.071	121.0	37:08.596
24	A	1:22.192	23.760	28.122	30.310	123.0	38:30.788
25	A	1:22.119	23.421	27.946	30.752	123.1	39:52.907
26	A	1:22.173	23.500	28.167	30.506	123.0	41:15.080
27	A	1:32.599	23.566	30.822	38.211	109.2	42:47.679
28	A	1:51.974	29.604	36.106	46.264	90.3	44:39.653
29	A	1:55.530	39.917	37.440	38.173	87.5	46:35.183
30	A	1:21.921	23.644	27.607	30.670	123.4	47:57.104
31	A	1:22.480	23.441	27.600	31.439	122.6	49:19.584

99 Nelson Piquet JR — BRA

China Racing Formula E Team — Spark - Renault SRT_01 E

Lap	C	Time	Sector 1	Sector 2	Sector 3	Kph	Elapsed
1	A	1:25.859	27.306	28.317	30.236	117.7	1:25.859
2	A	1:22.161	23.598	28.136	30.427	123.0	2:48.020
3	A	1:21.899	23.646	27.754	30.499	123.4	4:09.919

Cup Sponsor: BCN World
Global Partner: Julius Bär SWISS PRIVATE BANKING
Founding Partners: MICHELIN, TAGHeuer, RENAULT, QUALCOMM, DHL, BMW i.

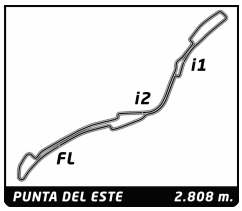

FIA Formula E Championship

Round 3 - Punta del Este ePrix

Race

Analysis

Official Timekeeper TAGHeuer

Personal Best | Session Best | **B** Crossing the finish line in pit lane

Lap	C	Time	Sector 1	Sector 2	Sector 3	Kph	Elapsed	Lap	Time	Sector 1	Sector 2	Sector 3	Kph	Elapsed
4	A	1:23.065	23.795	28.329	30.941	121.7	5:32.984							
5	A	1:57.425	29.306	42.264	45.855	86.1	7:30.409							
6	A	2:15.900	40.301	49.335	46.264	74.4	9:46.309							
7	A	1:21.419	23.620	27.825	29.974	124.2	11:07.728							
8	A	1:21.640	23.750	27.972	29.918	123.8	12:29.368							
9	A	1:22.192	23.406	28.281	30.505	123.0	13:51.560							
10	A	2:12.784	38.048	48.386	46.350	76.1	16:04.344							
11	A	1:21.359	23.562	27.735	30.062	124.2	17:25.703							
12	A	1:20.718	23.305	27.682	29.731	125.2	18:46.421							
13	A	1:21.573	23.101	28.296	30.176	123.9	20:07.994							
14	A	1:21.324	23.761	27.681	29.882	124.3	21:29.318							
15	A	1:23.955	23.761	28.065	32.129	120.4	22:53.273							
16	A	1:25.340 **B**	23.134	27.481	34.725	118.5	24:18.613							
17	B	3:30.249	1:27.880	59.166	1:03.203	48.1	27:48.862							
18	B	2:16.743	43.390	49.688	43.665	73.9	30:05.605							
19	B	1:20.359	23.001	27.346	30.012	125.8	31:25.964							
20	B	1:19.631	22.857	27.379	29.395	126.9	32:45.595							
21	B	1:20.465	23.032	27.787	29.646	125.6	34:06.060							
22	B	1:19.667	23.019	27.405	29.243	126.9	35:25.727							
23	B	1:19.571	22.912	27.370	29.289	127.0	36:45.298							
24	B	1:19.620	22.835	27.490	29.295	127.0	38:04.918							
25	B	1:19.305	22.757	27.369	29.179	127.5	39:24.223							
26	B	1:18.958	22.733	27.176	29.049	128.0	40:43.181							
27	B	1:19.165	22.745	27.231	29.189	127.7	42:02.346							
28	B	2:25.175	38.270	54.369	52.536	69.6	44:27.521							
29	B	2:02.058	39.166	42.308	40.584	82.8	46:29.579							
30	B	1:20.739	22.819	28.110	29.810	125.2	47:50.318							
31	B	1:19.404	22.772	27.315	29.317	127.3	49:09.722							

Cup Sponsor
Global Partner
Founding Partners

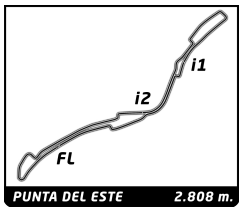

Round 3 - Punta del Este ePrix

FIA Formula E Championship

Race

Weather Report

Official Timekeeper TAGHeuer

Air Temperature

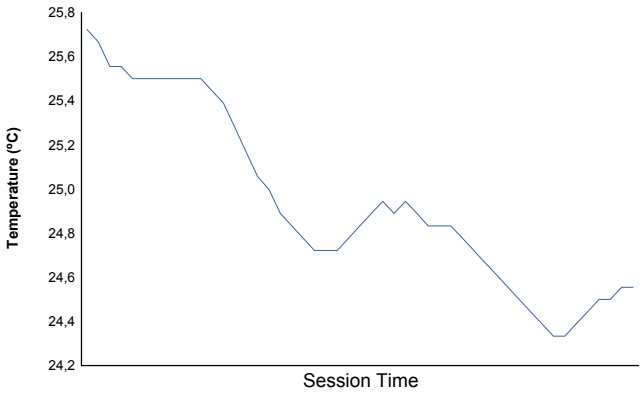

Track Temperature

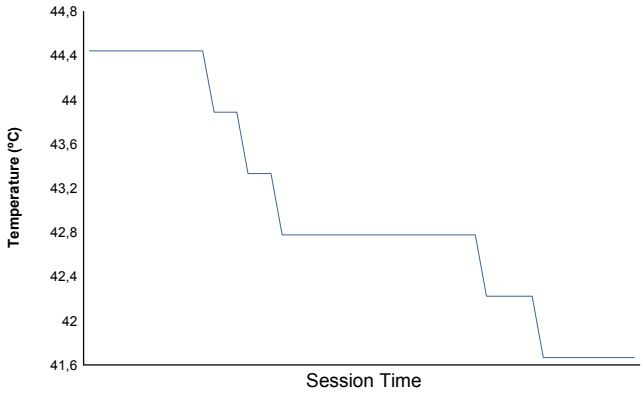

Humidity

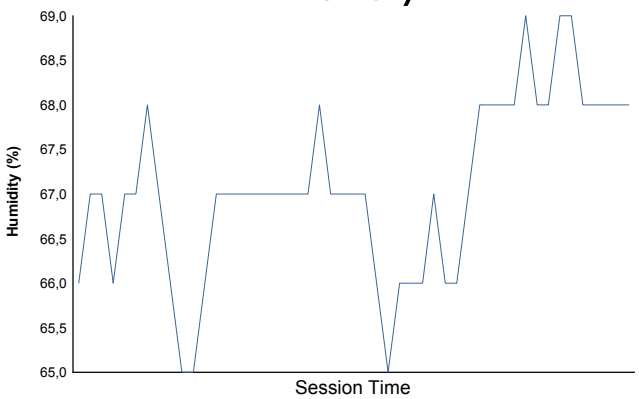

Pressure

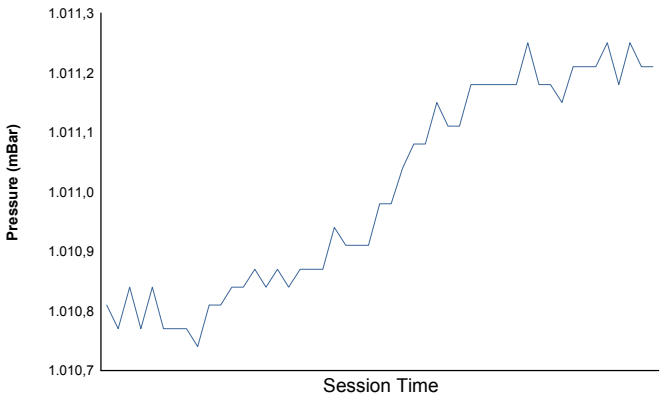

Wind Speed

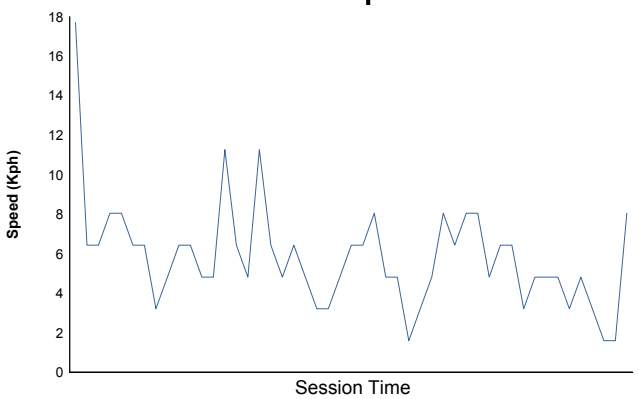

Wind direction

North = 0º/360º Est = 90º South = 180º West= 270º

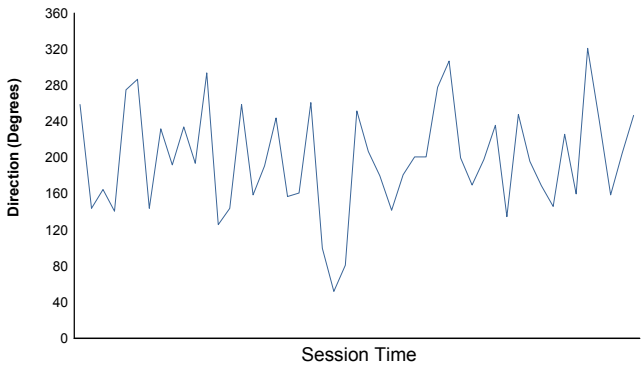

Track Status: **DRY**

Cup Sponsor

Global Partner

Founding Partners