Round 10 - London ePrix

FIA Formula E Championship

Results Booklet

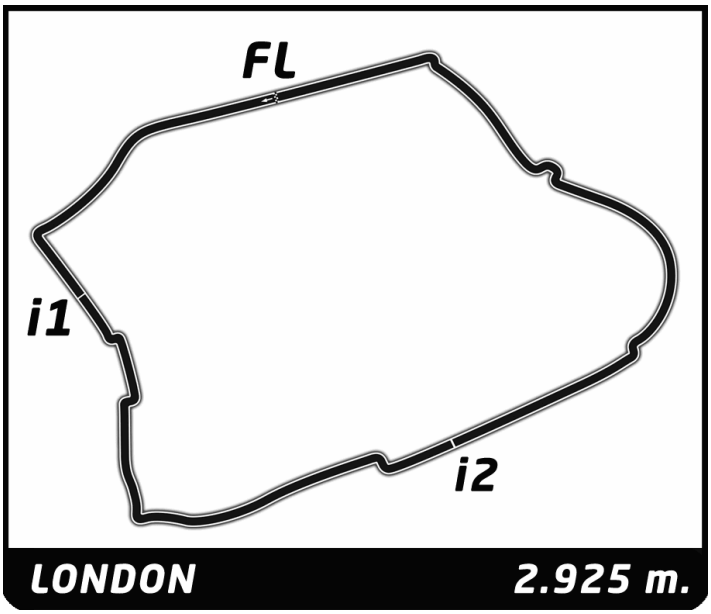

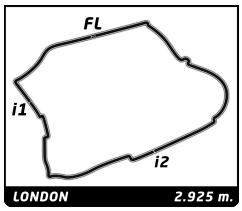

Round 10 - London ePrix

FIA Formula E Championship

Weather session

Weather Report

Official Timekeeper TAGHeuer

Air Temperature

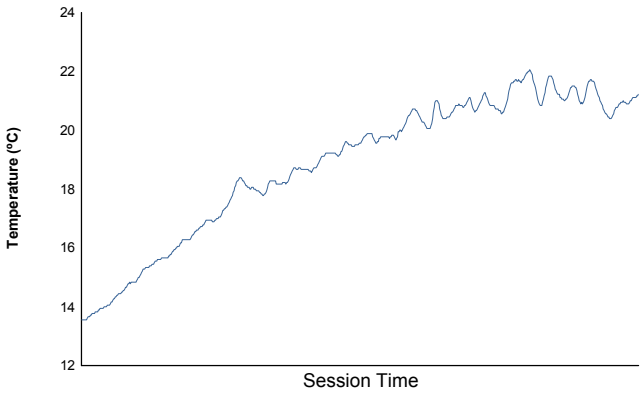

Track Temperature

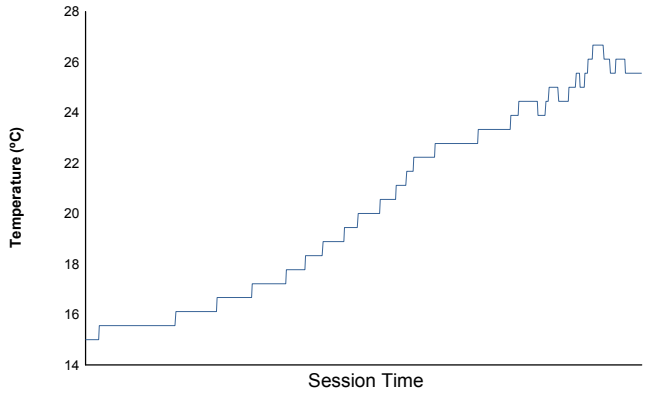

Humidity

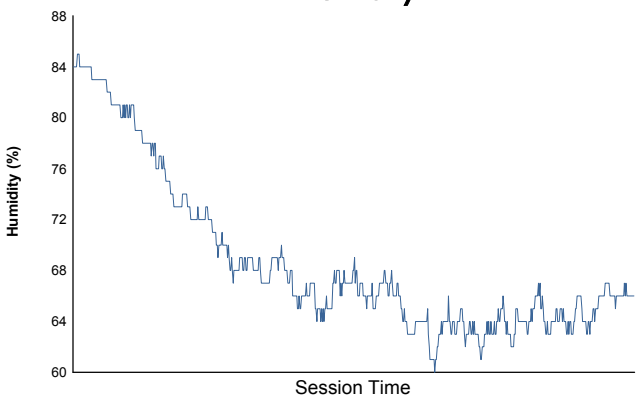

Pressure

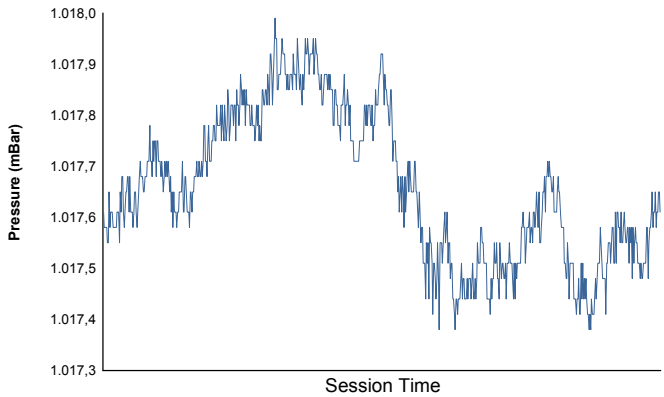

Wind Speed

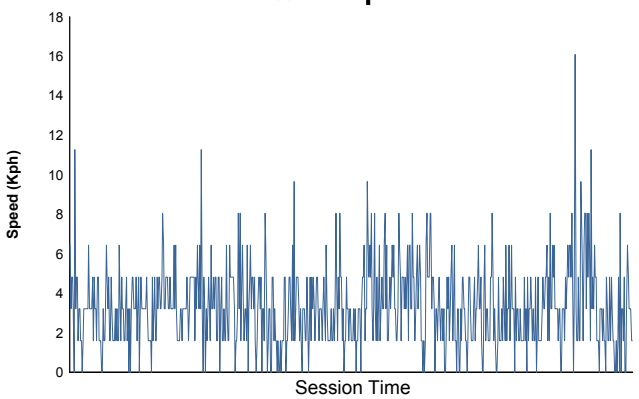

Wind direction

North = 0º/360º Est = 90º South = 180º West= 270º

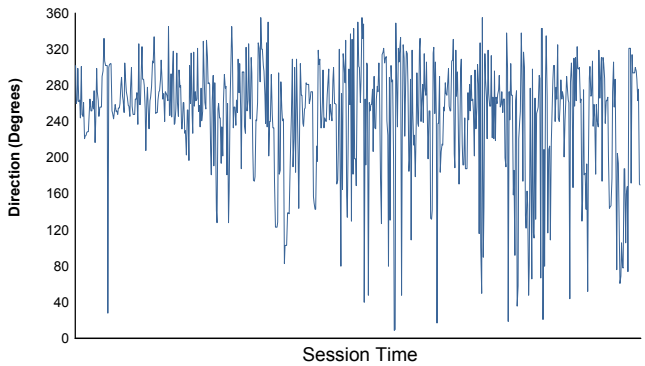

Track Status: **DRY**

Global Partner

Julius Bär

Official Partners

MICHELIN TAGHeuer QUALCOMM DHL BMW i. VISA G.H.MUMM

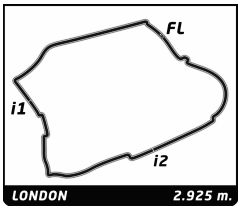

FIA Formula E Championship

Round 10 - London ePrix

Non Qualifying Practice 1

Classification

Official Timekeeper TAGHeuer

	Nr.	Driver	Nat	Team	Car	Time	Lap	Total	Gap		Kph
1	9	**Sébastien BUEMI**	CHE	Renault e.Dams	Renault Z.E 15	**1:22.393**	15	17	-	-	**127.8**
2	8	**Nicolas PROST**	FRA	Renault e.Dams	Renault Z.E 15	**1:23.030**	16	18	+0.637	+0.637	**126.8**
3	25	**Jean-Eric VERGNE**	FRA	DS Virgin Racing Formula E Team	Virgin Racing Engineering DSV-01	**1:23.331**	14	17	+0.938	+0.301	**126.4**
4	12	**Mike CONWAY**	GBR	Venturi Formula E Team	Venturi VM200-FE-01	**1:24.258**	9	20	+1.865	+0.927	**125.0**
5	11	**Lucas DI GRASSI**	BRA	ABT Schaeffler Audi Sport	ABT Schaeffler FE01	**1:25.039**	17	21	+2.646	+0.781	**123.8**
6	66	**Daniel ABT**	DEU	ABT Schaeffler Audi Sport	ABT Schaeffler FE01	**1:25.056**	14	14	+2.663	+0.017	**123.8**
7	2	**Sam BIRD**	GBR	DS Virgin Racing Formula E Team	Virgin Racing Engineering DSV-01	**1:25.359**	16	17	+2.966	+0.303	**123.4**
8	6	**Loïc DUVAL**	FRA	Dragon Racing	Venturi VM200-FE-01	**1:25.460**	20	20	+3.067	+0.101	**123.2**
9	7	**Jérôme D'AMBROSIO**	BEL	Dragon Racing	Venturi VM200-FE-01	**1:25.491**	13	16	+3.098	+0.031	**123.2**
10	21	**Bruno SENNA**	BRA	Mahindra Racing Formula E Team	Mahindra M2ELECTRO	**1:25.515**	18	18	+3.122	+0.024	**123.1**
11	1	**Nelson PIQUET JR**	BRA	NEXTEV TCR Formula E Team	NEXTEV TCR FormulaE 001	**1:25.582**	15	15	+3.189	+0.067	**123.0**
12	4	**Stéphane SARRAZIN**	FRA	Venturi Formula E Team	Venturi VM200-FE-01	**1:25.888**	16	20	+3.495	+0.306	**122.6**
13	27	**Robin FRIJNS**	NED	Andretti Formula E Race Team	SRT01-e	**1:25.912**	13	16	+3.519	+0.024	**122.6**
14	23	**Nick HEIDFELD**	DEU	Mahindra Racing Formula E Team	Mahindra M2ELECTRO	**1:25.916**	14	18	+3.523	+0.004	**122.6**
15	88	**Oliver TURVEY**	GBR	NEXTEV TCR Formula E Team	NEXTEV TCR FormulaE 001	**1:25.971**	17	20	+3.578	+0.055	**122.5**
16	55	**Antonio Felix DA COSTA**	PRT	Team Aguri	SRT01-e	**1:26.397**	11	15	+4.004	+0.426	**121.9**
17	28	**Simona DE SILVESTRO**	CHE	Andretti Formula E Race Team	SRT01-e	**1:27.549**	3	5	+5.156	+1.152	**120.3**
18	77	**Qing Hua MA**	CHN	Team Aguri	SRT01-e	**1:28.583**	11	20	+6.190	+1.034	**118.9**

Fastest Lap	Lap 15	Sébastien BUEMI	**1:22.393**	127.8 Kph

Published at: .....

Track Status: DRY

Race Director:	**Timekeeper:**

Global Partner

Julius Bär

Official Partners

MICHELIN TAGHeuer QUALCOMM DHL BMW i. VISA G.H.MUMM

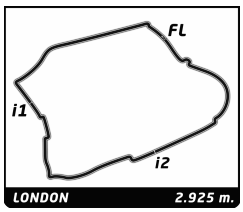

FIA Formula E Championship

Round 10 - London ePrix

Non Qualifying Practice 1

Best Sector Times

Official Timekeeper TAGHeuer

	SECTOR 1			SECTOR 2			SECTOR 3							
Pos		Driver	Time		Driver	Time		Driver	Time	Pos		Driver	Ideal Lap	Best Lap	
1	8	N.PROST	25.720	9	S.BUEMI	29.977	9	S.BUEMI	26.559	1	9	S.BUEMI	1'22.393	1:22.393	(1)
2	25	J.VERGNE	25.764	8	N.PROST	30.594	8	N.PROST	26.716	2	8	N.PROST	1'23.030	1:23.030	(2)
3	9	S.BUEMI	25.857	25	J.VERGNE	30.693	25	J.VERGNE	26.874	3	25	J.VERGNE	1'23.331	1:23.331	(3)
4	1	N.PIQUET JR	25.975	12	M.CONWAY	30.732	12	M.CONWAY	27.203	4	12	M.CONWAY	1'24.258	1:24.258	(4)
5	11	L.DI GRASSI	26.308	11	L.DI GRASSI	31.133	11	L.DI GRASSI	27.414	5	11	L.DI GRASSI	1'24.855	1:25.039	(5)
6	12	M.CONWAY	26.323	7	J.D'AMBROSIO	31.174	2	S.BIRD	27.450	6	1	N.PIQUET JR	1'24.865	1:25.582	(11)
7	66	D.ABT	26.376	2	S.BIRD	31.192	66	D.ABT	27.463	7	66	D.ABT	1'25.056	1:25.056	(6)
8	23	N.HEIDFELD	26.454	6	L.DUVAL	31.209	7	J.D'AMBROSIO	27.496	8	2	S.BIRD	1'25.130	1:25.359	(7)
9	2	S.BIRD	26.488	66	D.ABT	31.217	21	B.SENNA	27.520	9	7	J.D'AMBROSIO	1'25.195	1:25.491	(9)
10	7	J.D'AMBROSIO	26.525	21	B.SENNA	31.296	6	L.DUVAL	27.533	10	6	L.DUVAL	1'25.348	1:25.460	(8)
11	6	L.DUVAL	26.606	1	N.PIQUET JR	31.315	4	S.SARRAZIN	27.556	11	21	B.SENNA	1'25.465	1:25.515	(10)
12	21	B.SENNA	26.649	4	S.SARRAZIN	31.417	1	N.PIQUET JR	27.575	12	4	S.SARRAZIN	1'25.751	1:25.888	(12)
13	88	O.TURVEY	26.775	88	O.TURVEY	31.447	27	R.FRIJNS	27.589	13	27	R.FRIJNS	1'25.867	1:25.912	(13)
14	4	S.SARRAZIN	26.778	27	R.FRIJNS	31.455	55	A.DA COSTA	27.677	14	23	N.HEIDFELD	1'25.916	1:25.916	(14)
15	27	R.FRIJNS	26.823	23	N.HEIDFELD	31.633	88	O.TURVEY	27.749	15	88	O.TURVEY	1'25.971	1:25.971	(15)
16	55	A.DA COSTA	26.835	55	A.DA COSTA	31.656	23	N.HEIDFELD	27.829	16	55	A.DA COSTA	1'26.168	1:26.397	(16)
17	77	Q.MA	27.195	28	S.DE SILVESTRO	31.944	28	S.DE SILVESTRO	28.105	17	28	S.DE SILVESTRO	1'27.447	1:27.549	(17)
18	28	S.DE SILVESTRO	27.398	77	Q.MA	32.514	77	Q.MA	28.377	18	77	Q.MA	1'28.086	1:28.583	(18)

Global Partner
Julius Bär
Official Partners
MICHELIN TAGHeuer QUALCOMM DHL BMW i. VISA G.H.MUMM

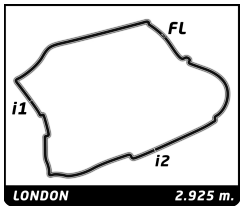

FIA Formula E Championship

Round 10 - London ePrix

Non Qualifying Practice 1

Fastest Lap Sequence

Official Timekeeper TAGHeuer

Practice Time	Driver	Team	Car	Time	Kph	Lap
3:16.645	9 Sébastien BUEMI	Renault e.Dams	Renault Z.E 15	**1:29.592**	117.5	2
4:24.643	88 Oliver TURVEY	NEXTEV TCR Formula E Team	NEXTEV TCR FormulaE 001	**1:29.496**	117.7	2
4:31.077	6 Loïc DUVAL	Dragon Racing	Venturi VM200-FE-01	**1:28.723**	118.7	2
4:46.940	8 Nicolas PROST	Renault e.Dams	Renault Z.E 15	**1:27.097**	120.9	3
5:27.813	66 Daniel ABT	ABT Schaeffler Audi Sport	ABT Schaeffler FE01	**1:26.398**	121.9	3
6:10.917	9 Sébastien BUEMI	Renault e.Dams	Renault Z.E 15	**1:25.062**	123.8	4
23:04.043	9 Sébastien BUEMI	Renault e.Dams	Renault Z.E 15	**1:24.864**	124.1	7
24:48.991	12 Mike CONWAY	Venturi Formula E Team	Venturi VM200-FE-01	**1:24.258**	125.0	9
38:52.814	25 Jean-Eric VERGNE	DS Virgin Racing Formula E Team	Virgin Racing Engineering DSV-01	**1:23.331**	126.4	14
39:34.056	9 Sébastien BUEMI	Renault e.Dams	Renault Z.E 15	**1:22.393**	127.8	15

Global Partner
Julius Bär
Official Partners
MICHELIN TAGHeuer QUALCOMM DHL BMW i. VISA G.H.MUMM

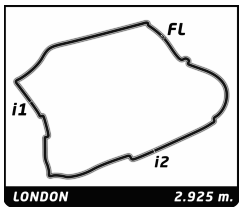

FIA Formula E Championship

Round 10 - London ePrix

Non Qualifying Practice 1

Analysis

Official Timekeeper TAGHeuer

Personal Best | Session Best | **B** Crossing the finish line in pit lane

1 Nelson PIQUET JR — BRA

NEXTEV TCR Formula E Team — NEXTEV TCR FormulaE 001

Lap	C	Time	Sector 1	Sector 2	Sector 3	Kph	Elapsed
1	A	8:15.793	7:07.312	37.490	30.991	21.2	8:15.793
2	A	1:29.995	28.642	33.240	28.113	117.0	9:45.788
3	A	11:20.787 **B**	2:35.026	1:16.091	7:29.670	15.5	21:06.575
4	A	1:46.099	27.059	49.468	29.572	99.2	22:52.674
5	A	1:27.107	27.109	32.098	27.900	120.9	24:19.781
6	A	1:26.355	26.710	31.833	27.812	121.9	25:46.136
7	A	1:48.183	26.782	35.087	46.314	97.3	27:34.319
8	A	2:53.518 **B**	33.813	37.915	1:41.790	60.7	30:27.837
9	A	1:42.153	25.975	38.080	38.098	103.1	32:09.990
10	A	1:26.530	26.927	31.851	27.752	121.7	33:36.520
11	A	1:26.466	26.797	31.993	27.676	121.8	35:02.986
12	B	6:04.521 **B**	27.976	35.070	5:01.475	28.9	41:07.507
13	B	1:35.358	29.120	36.381	29.857	110.4	42:42.865
14	B	1:27.325	27.087	31.680	28.558	120.6	44:10.190
15	B	1:25.582	26.692	31.315	27.575	123.0	45:35.772

2 Sam BIRD — GBR

DS Virgin Racing Formula E Team — Virgin Racing Engineering DSV-01

Lap	C	Time	Sector 1	Sector 2	Sector 3	Kph	Elapsed
1	B	3:11.900	2:04.083	36.407	31.410	54.9	3:11.900
2	B	1:29.395	27.695	33.602	28.098	117.8	4:41.295
3	B	1:26.552	26.990	31.740	27.822	121.7	6:07.847
4	A	14:45.273 **B**	26.897	33.081	...	11.9	20:53.120
5	A	1:35.344	29.126	35.526	30.692	110.4	22:28.464
6	A	1:27.467	28.083	31.717	27.667	120.4	23:55.931
7	A	1:30.448	26.841	34.087	29.520	116.4	25:26.379
8	A	1:25.678	26.664	31.403	27.611	122.9	26:52.057
9	A	1:25.560	26.488	31.347	27.725	123.1	28:17.617
10	A	1:30.375	28.260	33.104	29.011	116.5	29:47.992
11	A	1:30.025	28.113	32.745	29.167	117.0	31:18.017
12	A	1:29.661	28.206	32.607	28.848	117.4	32:47.678
13	A	1:29.415	27.878	32.415	29.122	117.8	34:17.093
14	B	6:45.536 **B**	28.085	32.547	5:44.904	26.0	41:02.629
15	B	1:31.510	28.146	35.359	28.005	115.1	42:34.139
16	B	1:25.359	26.717	31.192	27.450	123.4	43:59.498
17	B	1:26.892	26.580	31.240	29.072	121.2	45:26.390

4 Stéphane SARRAZIN — FRA

Venturi Formula E Team — Venturi VM200-FE-01

Lap	C	Time	Sector 1	Sector 2	Sector 3	Kph	Elapsed
1	B	2:30.276	1:15.725	37.034	37.517	70.1	2:30.276
2	B	1:33.699	28.951	33.950	30.798	112.4	4:03.975
3	B	1:28.656	27.808	32.586	28.262	118.8	5:32.631
4	B	1:28.290	27.726	32.532	28.032	119.3	7:00.921
5	B	1:28.565	27.700	32.494	28.371	118.9	8:29.486
6	B	1:26.751	26.993	31.947	27.811	121.4	9:56.237
7	A	10:30.689 **B**	2:27.891	1:16.421	6:46.377	16.7	20:26.926
8	A	1:35.491	32.016	34.500	28.975	110.3	22:02.417
9	A	1:27.035	27.285	32.016	27.734	121.0	23:29.452
10	A	1:26.428	26.963	31.786	27.679	121.8	24:55.880
11	A	1:26.201	26.889	31.615	27.697	122.2	26:22.081
12	A	1:26.029	26.843	31.630	27.556	122.4	27:48.110
13	B	4:55.518 **B**	26.837	33.578	3:55.103	35.6	32:43.628
14	B	1:29.841	27.025	34.135	28.681	117.2	34:13.469
15	B	1:26.239	26.880	31.601	27.758	122.1	35:39.708
16	B	1:25.888	26.800	31.422	27.666	122.6	37:05.596
17	A	4:12.800 **B**	26.787	32.895	3:13.118	41.7	41:18.396
18	A	1:29.308	26.782	32.775	29.751	117.9	42:47.704
19	A	1:29.257	26.778	31.763	30.716	118.0	44:16.961
20	A	1:25.992	26.849	31.417	27.726	122.5	45:42.953

6 Loïc DUVAL — FRA

Dragon Racing — Venturi VM200-FE-01

Lap	C	Time	Sector 1	Sector 2	Sector 3	Kph	Elapsed
1	A	3:02.354	1:52.835	36.551	32.968	57.7	3:02.354
2	A	1:28.723	27.973	32.429	28.321	118.7	4:31.077
3	A	1:27.182	27.265	31.864	28.053	120.8	5:58.259
4	A	1:40.494	32.246	36.476	31.772	104.8	7:38.753
5	A	1:26.574	27.003	31.654	27.917	121.6	9:05.327
6	B	11:32.233 **B**	29.222	34.618	...	15.2	20:37.560
7	B	1:37.065	29.945	35.680	31.440	108.5	22:14.625
8	B	1:31.863	26.972	34.568	30.323	114.6	23:46.488
9	B	1:26.149	27.010	31.370	27.769	122.2	25:12.637
10	B	1:25.652	26.687	31.432	27.533	122.9	26:38.289
11	B	1:31.120	28.471	34.072	28.577	115.6	28:09.409
12	B	1:29.208	28.068	32.490	28.650	118.0	29:38.617
13	B	1:28.970	28.014	32.558	28.398	118.4	31:07.587
14	B	1:29.844	28.408	32.806	28.630	117.2	32:37.431
15	A	5:40.302 **B**	28.436	35.031	4:36.835	30.9	38:17.733
16	A	1:41.822	35.403	36.751	29.668	103.4	39:59.555
17	A	1:26.334	27.015	31.535	27.784	122.0	41:25.889
18	A	1:38.062	26.722	34.833	36.507	107.4	43:03.951
19	A	1:25.787	26.775	31.446	27.566	122.7	44:29.738
20	A	1:25.460	26.606	31.209	27.645	123.2	45:55.198

7 Jérôme D'AMBROSIO — BEL

Dragon Racing — Venturi VM200-FE-01

Lap	C	Time	Sector 1	Sector 2	Sector 3	Kph	Elapsed
1	A	1:56.414	47.406	37.248	31.760	90.5	1:56.414
2	B	19:43.689 **B**	32.240	36.844	...	8.9	21:40.103
3	B	1:30.764	27.471	33.770	29.523	116.0	23:10.867
4	B	1:28.734	27.699	32.704	28.331	118.7	24:39.601
5	B	1:27.189	27.326	31.897	27.966	120.8	26:06.790
6	B	1:28.926	26.770	32.984	29.172	118.4	27:35.716
7	B	1:26.511	26.818	31.773	27.920	121.7	29:02.227
8	B	1:26.132	26.693	31.552	27.887	122.3	30:28.359
9	B	1:29.978	26.725	33.304	29.949	117.0	31:58.337
10	A	5:34.866 **B**	26.892	32.033	4:35.941	31.4	37:33.203
11	A	1:27.280	26.525	32.604	28.151	120.6	39:00.483
12	A	1:26.095	26.838	31.619	27.638	122.3	40:26.578
13	A	1:25.491	26.764	31.231	27.496	123.2	41:52.069
14	A	1:29.849	26.676	31.174	31.999	117.2	43:21.918
15	A	1:27.905	26.771	31.613	29.521	119.8	44:49.823
16	A	1:45.917	29.109	38.452	38.356	99.4	46:35.740

8 Nicolas PROST — FRA

Renault e.Dams — Renault Z.E 15

Lap	C	Time	Sector 1	Sector 2	Sector 3	Kph	Elapsed
1	B	1:48.834	43.542	35.219	30.073	96.8	1:48.834
2	B	1:31.009	27.702	32.572	30.735	115.7	3:19.843
3	B	1:27.097	27.033	32.044	28.020	120.9	4:46.940
4	B	1:26.292	27.139	31.524	27.629	122.0	6:13.232
5	A	13:59.573 **B**	26.694	32.242	...	12.5	20:12.805
6	A	1:29.869	27.290	32.997	29.582	117.2	21:42.674
7	A	1:26.920	26.612	32.316	27.992	121.1	23:09.594

Global Partner
Julius Bär
Official Partners
MICHELIN TAGHeuer QUALCOMM DHL BMW i. VISA G.H.MUMM

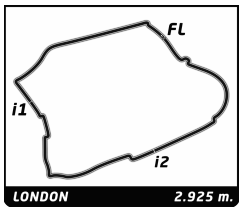

FIA Formula E Championship

Round 10 - London ePrix

Non Qualifying Practice 1

Analysis

Official Timekeeper TAGHeuer

Personal Best | Session Best | **B** Crossing the finish line in pit lane

Lap	C	Time	Sector 1	Sector 2	Sector 3	Kph	Elapsed
8	A	1:28.274	26.879	31.751	29.644	119.3	24:37.868
9	A	1:25.753	26.548	31.388	27.817	122.8	26:03.621
10	A	1:36.392	28.811	37.145	30.436	109.2	27:40.013
11	A	1:25.699	26.622	31.490	27.587	122.9	29:05.712
12	A	1:25.219	26.304	31.403	27.512	123.6	30:30.931
13	B	5:05.014 **B**	27.290	32.427	4:05.297	34.5	35:35.945
14	B	1:27.154	26.760	32.548	27.846	120.8	37:03.099
15	B	1:27.925	26.605	33.209	28.111	119.8	38:31.024
16	B	1:23.030	25.720	30.594	26.716	126.8	39:54.054
17	B	4:37.502 **B**	27.918	38.057	3:31.527	37.9	44:31.556
18	B	1:30.704	30.736	31.937	28.031	116.1	46:02.260

9 Sébastien BUEMI — CHE

Renault e.Dams — Renault Z.E 15

Lap	C	Time	Sector 1	Sector 2	Sector 3	Kph	Elapsed
1	A	1:47.053	42.731	34.296	30.026	98.4	1:47.053
2	A	1:29.592	27.656	31.911	30.025	117.5	3:16.645
3	A	1:29.210	26.640	32.038	30.532	118.0	4:45.855
4	A	1:25.062	26.561	31.211	27.290	123.8	6:10.917
5	B	14:00.831 **B**	27.228	38.324	...	12.5	20:11.748
6	B	1:27.431	26.734	32.271	28.426	120.4	21:39.179
7	B	1:24.864	26.408	31.100	27.356	124.1	23:04.043
8	B	1:40.458	28.285	42.305	29.868	104.8	24:44.501
9	B	1:24.333	26.254	30.917	27.162	124.9	26:08.834
10	B	1:35.596	29.369	35.505	30.722	110.2	27:44.430
11	B	1:24.308	26.289	30.940	27.079	124.9	29:08.738
12	A	6:00.248 **B**	30.061	36.330	4:53.857	29.2	35:08.986
13	A	1:30.467	28.143	32.910	29.414	116.4	36:39.453
14	A	1:32.210	27.224	34.817	30.169	114.2	38:11.663
15	A	1:22.393	25.857	29.977	26.559	127.8	39:34.056
16	A	5:10.170 **B**	32.059	42.922	3:55.189	33.9	44:44.226
17	A	1:45.041	31.255	38.733	35.053	100.2	46:29.267

11 Lucas DI GRASSI — BRA

ABT Schaeffler Audi Sport — ABT Schaeffler FE01

Lap	C	Time	Sector 1	Sector 2	Sector 3	Kph	Elapsed
1	B	1:58.611	50.871	36.362	31.378	88.8	1:58.611
2	B	1:32.433	28.758	34.196	29.479	113.9	3:31.044
3	B	1:30.142	28.090	33.005	29.047	116.8	5:01.186
4	B	1:28.971	27.688	32.711	28.572	118.4	6:30.157
5	B	1:26.841	27.598	31.687	27.556	121.3	7:56.998
6	B	1:25.787	26.437	31.292	28.058	122.7	9:22.785
7	A	11:40.751 **B**	27.422	39.400	...	15.0	21:03.536
8	A	1:29.816	27.254	34.277	28.285	117.2	22:33.352
9	A	1:28.974	28.829	32.441	27.704	118.3	24:02.326
10	A	1:25.876	26.839	31.364	27.673	122.6	25:28.202
11	A	1:26.411	26.990	31.762	27.659	121.9	26:54.613
12	A	1:25.894	26.663	31.524	27.707	122.6	28:20.507
13	A	1:37.106	27.183	33.333	36.590	108.4	29:57.613
14	A	1:25.469	26.557	31.195	27.717	123.2	31:23.082
15	B	5:58.316 **B**	28.069	32.716	4:57.531	29.4	37:21.398
16	B	1:27.204	26.308	33.033	27.863	120.8	38:48.602
17	B	1:25.039	26.492	31.133	27.414	123.8	40:13.641
18	B	1:25.239	26.389	31.328	27.522	123.5	41:38.880
19	B	1:25.658	26.496	31.242	27.920	122.9	43:04.538
20	B	1:33.952	29.771	34.138	30.043	112.1	44:38.490
21	B	1:25.451	26.491	31.328	27.632	123.2	46:03.941

12 Mike CONWAY — GBR

Venturi Formula E Team — Venturi VM200-FE-01

Lap	C	Time	Sector 1	Sector 2	Sector 3	Kph	Elapsed
1	A	3:28.138 **B**	1:23.504	40.139	1:24.495	50.6	3:28.138
2	A	1:27.885	26.944	32.731	28.210	119.8	4:56.023
3	A	1:27.531	27.464	32.070	27.997	120.3	6:23.554
4	A	1:26.670	27.098	31.682	27.890	121.5	7:50.224
5	A	1:29.899	28.201	33.333	28.365	117.1	9:20.123
6	B	11:08.328 **B**	27.749	36.972	...	15.8	20:28.451
7	B	1:28.929	27.368	33.107	28.454	118.4	21:57.380
8	B	1:27.353	27.381	31.951	28.021	120.5	23:24.733
9	B	1:24.258	26.323	30.732	27.203	125.0	24:48.991
10	B	1:31.644	27.696	32.333	31.615	114.9	26:20.635
11	A	2:42.145 **B**	30.009	32.331	1:39.805	64.9	29:02.780
12	A	1:30.894	27.714	34.523	28.657	115.8	30:33.674
13	A	2:10.468	1:08.826	33.232	28.410	80.7	32:44.142
14	A	1:29.810	27.871	33.145	28.794	117.2	34:13.952
15	A	1:28.285	27.842	32.143	28.300	119.3	35:42.237
16	A	1:28.080	27.231	32.497	28.352	119.6	37:10.317
17	B	4:06.101 **B**	27.912	33.437	3:04.752	42.8	41:16.418
18	B	1:29.296	27.941	33.078	28.277	117.9	42:45.714
19	B	1:27.759	27.772	31.827	28.160	120.0	44:13.473
20	B	1:27.297	27.060	32.027	28.210	120.6	45:40.770

21 Bruno SENNA — BRA

Mahindra Racing Formula E Team — Mahindra M2ELECTRO

Lap	C	Time	Sector 1	Sector 2	Sector 3	Kph	Elapsed
1	A	5:06.307 **B**	1:16.440	37.384	3:12.483	34.4	5:06.307
2	A	1:28.876	26.886	33.442	28.548	118.5	6:35.183
3	A	2:10.726	1:08.369	34.052	28.305	80.6	8:45.909
4	A	1:28.389	28.146	32.223	28.020	119.1	10:14.298
5	A	10:15.000 **B**	2:11.504	1:15.873	6:47.623	17.1	20:29.298
6	A	1:31.076	27.252	33.162	30.662	115.6	22:00.374
7	A	2:00.401	57.298	34.698	28.405	87.5	24:00.775
8	A	1:30.270	26.863	31.523	31.884	116.7	25:31.045
9	A	1:26.415	27.030	31.565	27.820	121.9	26:57.460
10	A	1:26.154	26.854	31.471	27.829	122.2	28:23.614
11	B	6:26.745 **B**	27.505	31.995	5:27.245	27.2	34:50.359
12	B	1:28.362	26.858	32.646	28.858	119.2	36:18.721
13	B	1:43.590	26.843	48.563	28.184	101.7	38:02.311
14	B	1:25.817	26.762	31.334	27.721	122.7	39:28.128
15	B	1:25.888	26.960	31.296	27.632	122.6	40:54.016
16	B	1:37.098	29.244	38.493	29.361	108.4	42:31.114
17	B	1:25.519	26.649	31.350	27.520	123.1	43:56.633
18	B	1:25.515	26.677	31.316	27.522	123.1	45:22.148

23 Nick HEIDFELD — DEU

Mahindra Racing Formula E Team — Mahindra M2ELECTRO

Lap	C	Time	Sector 1	Sector 2	Sector 3	Kph	Elapsed
1	A	2:21.746	1:03.218	41.493	37.035	74.3	2:21.746
2	A	1:30.799	29.352	32.932	28.515	116.0	3:52.545
3	A	1:27.747	27.321	32.286	28.140	120.0	5:20.292
4	A	1:29.975	27.114	31.906	30.955	117.0	6:50.267
5	A	1:34.702	28.432	35.037	31.233	111.2	8:24.969
6	A	1:26.890	26.919	31.963	28.008	121.2	9:51.859
7	A	10:55.668 **B**	2:27.588	1:15.732	7:12.348	16.1	20:47.527
8	A	1:36.025	27.365	35.125	33.535	109.7	22:23.552
9	A	1:31.659	28.140	33.897	29.622	114.9	23:55.211
10	A	1:27.447	27.081	32.157	28.209	120.4	25:22.658

Global Partner
Julius Bär
Official Partners
MICHELIN TAGHeuer QUALCOMM DHL BMW i. VISA G.H.MUMM

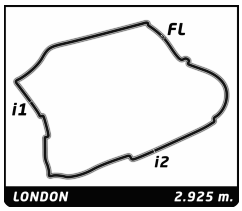

FIA Formula E Championship

Round 10 - London ePrix

Non Qualifying Practice 1

Analysis

Official Timekeeper TAGHeuer

Personal Best | Session Best | **B** Crossing the finish line in pit lane

Lap	C	Time	Sector 1	Sector 2	Sector 3	Kph	Elapsed
11	B	7:48.578 B	26.636	35.158	6:46.784	22.5	33:11.236
12	B	1:34.540	27.557	34.573	32.410	111.4	34:45.776
13	B	1:26.231	26.629	31.737	27.865	122.1	36:12.007
14	B	1:25.916	26.454	31.633	27.829	122.6	37:37.923
15	B	3:49.729 B	31.537	35.699	2:42.493	45.8	41:27.652
16	B	1:32.933	28.688	33.850	30.395	113.3	43:00.585
17	B	1:32.632	26.753	35.770	30.109	113.7	44:33.217
18	B	1:28.222	26.869	32.807	28.546	119.4	46:01.439

25 Jean-Eric VERGNE — FRA

DS Virgin Racing Formula E Team — Virgin Racing Engineering DSV-01

Lap	C	Time	Sector 1	Sector 2	Sector 3	Kph	Elapsed
1	A	2:15.236	1:02.390	40.533	32.313	77.9	2:15.236
2	A	2:07.115	58.474	38.643	29.998	82.8	4:22.351
3	A	1:32.794	28.565	33.949	30.280	113.5	5:55.145
4	A	1:31.209	28.562	33.367	29.280	115.4	7:26.354
5	A	1:27.309	27.434	31.938	27.937	120.6	8:53.663
6	A	12:03.433 B	26.831	31.720	...	14.6	20:57.096
7	A	1:41.242	30.987	37.872	32.383	104.0	22:38.338
8	A	1:28.185	26.936	31.957	29.292	119.4	24:06.523
9	A	1:26.171	26.764	31.713	27.694	122.2	25:32.694
10	A	1:25.938	26.644	31.608	27.686	122.5	26:58.632
11	B	7:23.935 B	27.895	36.507	6:19.533	23.7	34:22.567
12	B	1:41.630	31.952	39.730	29.948	103.6	36:04.197
13	B	1:25.286	26.524	31.634	27.128	123.5	37:29.483
14	B	1:23.331	25.764	30.693	26.874	126.4	38:52.814
15	B	1:42.252	28.962	41.773	31.517	103.0	40:35.066
16	B	1:25.792	26.712	31.485	27.595	122.7	42:00.858
17	B	1:25.740	26.605	31.556	27.579	122.8	43:26.598

27 Robin FRIJNS — NED

Andretti Formula E Race Team — SRT01-e

Lap	C	Time	Sector 1	Sector 2	Sector 3	Kph	Elapsed
1	B	2:23.747	1:06.646	40.953	36.148	73.3	2:23.747
2	B	1:32.962	28.094	32.549	32.319	113.3	3:56.709
3	B	1:27.666	27.577	32.037	28.052	120.1	5:24.375
4	A	15:11.957 B	49.372	33.606	...	11.5	20:36.332
5	A	1:33.179	27.520	34.493	31.166	113.0	22:09.511
6	A	1:26.900	27.170	31.750	27.980	121.2	23:36.411
7	A	1:26.273	26.841	31.616	27.816	122.1	25:02.684
8	A	1:26.481	26.907	31.708	27.866	121.8	26:29.165
9	A	1:26.548	26.996	31.676	27.876	121.7	27:55.713
10	A	8:21.839 B	30.175	41.095	7:10.569	21.0	36:17.552
11	A	2:33.146	30.260	1:33.336	29.550	68.8	38:50.698
12	A	1:26.412	27.038	31.623	27.751	121.9	40:17.110
13	A	1:25.912	26.823	31.455	27.634	122.6	41:43.022
14	A	1:32.163	26.885	31.752	33.526	114.3	43:15.185
15	A	1:26.014	26.955	31.470	27.589	122.4	44:41.199
16	A	2:27.464	1:18.008	35.934	33.522	71.4	47:08.663

28 Simona DE SILVESTRO — CHE

Andretti Formula E Race Team — SRT01-e

Lap	C	Time	Sector 1	Sector 2	Sector 3	Kph	Elapsed
1	A	2:39.647	1:29.175	39.839	30.633	66.0	2:39.647
2	A	1:31.585	29.373	33.229	28.983	115.0	4:11.232
3	A	1:27.549	27.398	32.025	28.126	120.3	5:38.781
4	A	1:29.013	28.552	32.356	28.105	118.3	7:07.794
5	A	1:28.148	28.037	31.944	28.167	119.5	8:35.942

55 Antonio Felix DA COSTA — PRT

Team Aguri — SRT01-e

Lap	C	Time	Sector 1	Sector 2	Sector 3	Kph	Elapsed
1	A	3:39.393	2:32.937	35.814	30.642	48.0	3:39.393
2	A	1:29.214	28.081	32.819	28.314	118.0	5:08.607
3	A	1:27.242	27.151	32.137	27.954	120.7	6:35.849
4	A	1:28.314	27.694	32.545	28.075	119.2	8:04.163
5	A	1:26.912	27.100	31.820	27.992	121.2	9:31.075
6	B	11:50.597 B				14.8	21:21.672
7	B	1:38.618	31.187	36.213	31.218	106.8	23:00.290
8	B	1:32.955	28.868	34.563	29.524	113.3	24:33.245
9	B	1:27.170	27.370	31.995	27.805	120.8	26:00.415
10	B	1:26.413	26.950	31.786	27.677	121.9	27:26.828
11	B	1:26.397	26.835	31.656	27.906	121.9	28:53.225
12	B	1:30.618	27.566	33.109	29.943	116.2	30:23.843
13	B	1:31.189	28.212	33.274	29.703	115.5	31:55.032
14	B	1:33.726	28.333	33.314	32.079	112.3	33:28.758
15	B	1:31.473	28.262	33.443	29.768	115.1	35:00.231

66 Daniel ABT — DEU

ABT Schaeffler Audi Sport — ABT Schaeffler FE01

Lap	C	Time	Sector 1	Sector 2	Sector 3	Kph	Elapsed
1	B	2:28.757	1:11.962	38.176	38.619	70.8	2:28.757
2	B	1:32.658	29.568	33.535	29.555	113.6	4:01.415
3	B	1:26.398	27.060	31.853	27.485	121.9	5:27.813
4	B	1:29.124	27.511	32.920	28.693	118.1	6:56.937
5	B	1:31.756	28.459	34.149	29.148	114.8	8:28.693
6	B	1:25.892	26.669	31.507	27.716	122.6	9:54.585
7	A	10:48.355 B	2:28.600	1:15.167	7:04.588	16.2	20:42.940
8	A	1:36.409	30.006	34.487	31.916	109.2	22:19.349
9	A	1:32.584	29.704	33.263	29.617	113.7	23:51.933
10	A	1:25.775	26.618	31.513	27.644	122.8	25:17.708
11	A	1:32.186	26.489	31.492	34.205	114.2	26:49.894
12	A	1:29.718	26.533	31.592	31.593	117.4	28:19.612
13	A	1:49.902	27.206	43.527	39.169	95.8	30:09.514
14	A	1:25.056	26.376	31.217	27.463	123.8	31:34.570

77 Qing Hua MA — CHN

Team Aguri — SRT01-e

Lap	C	Time	Sector 1	Sector 2	Sector 3	Kph	Elapsed
1	B	3:05.841	1:55.294	37.724	32.823	56.7	3:05.841
2	B	1:40.855	32.072	37.587	31.196	104.4	4:46.696
3	B	1:31.871	28.635	34.088	29.148	114.6	6:18.567
4	B	1:31.170	28.132	33.334	29.704	115.5	7:49.737
5	B	1:35.692	27.985	35.632	32.075	110.0	9:25.429
6	B	11:24.282 B	35.448	1:04.273	9:44.561	15.4	20:49.711
7	B	1:34.847	28.351	35.309	31.187	111.0	22:24.558
8	B	1:33.117	29.908	33.799	29.410	113.1	23:57.675
9	B	1:29.472	28.137	32.780	28.555	117.7	25:27.147
10	B	1:33.726	27.322	35.502	30.902	112.3	27:00.873
11	B	1:28.583	27.283	32.923	28.377	118.9	28:29.456
12	A	5:12.378 B	27.422	32.704	4:12.252	33.7	33:41.834
13	A	1:30.741	27.304	34.247	29.190	116.0	35:12.575
14	A	1:29.164	28.084	32.514	28.566	118.1	36:41.739
15	A	1:30.381	27.195	33.345	29.841	116.5	38:12.120
16	A	1:31.052	28.126	33.376	29.550	115.6	39:43.172
17	A	1:31.468	28.525	33.353	29.590	115.1	41:14.640
18	A	1:33.746	29.042	33.964	30.740	112.3	42:48.386
19	A	1:31.442	28.538	33.246	29.658	115.2	44:19.828

Global Partner
Julius Bär
Official Partners
MICHELIN TAGHeuer QUALCOMM DHL BMW i. VISA G.H.MUMM

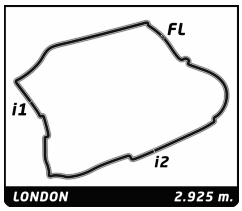

FIA Formula E Championship

Round 10 - London ePrix

Non Qualifying Practice 1

Analysis

Official Timekeeper TAGHeuer

Personal Best | Session Best | **B** Crossing the finish line in pit lane

Lap	C	Time	Sector 1	Sector 2	Sector 3	Kph	Elapsed	Lap	Time	Sector 1	Sector 2	Sector 3	Kph	Elapsed
20	A	1:30.874	28.589	33.158	29.127	115.9	45:50.702							

88 **Oliver TURVEY** GBR

NEXTEV TCR Formula E Team — NEXTEV TCR FormulaE 001

1	B	2:55.147	1:49.249	35.504	30.394	60.1	2:55.147
2	B	1:29.496	28.211	32.641	28.644	117.7	4:24.643
3	B	1:29.485	27.412	33.295	28.778	117.7	5:54.128
4	B	1:30.675	28.466	32.881	29.328	116.1	7:24.803
5	B	1:27.069	27.292	31.759	28.018	120.9	8:51.872
6	B	1:30.082	27.197	31.784	31.101	116.9	10:21.954
7	B	10:09.554 **B**	2:07.085	1:16.741	6:45.728	17.3	20:31.508
8	B	1:34.484	28.845	33.788	31.851	111.4	22:05.992
9	B	1:35.265	27.102	34.642	33.521	110.5	23:41.257
10	B	1:32.556	28.466	33.485	30.605	113.8	25:13.813
11	B	1:30.721	28.031	33.016	29.674	116.1	26:44.534
12	B	1:29.700	27.655	33.122	28.923	117.4	28:14.234
13	B	1:29.880	27.962	32.824	29.094	117.2	29:44.114
14	A	6:36.514 **B**	28.190	33.105	5:35.219	26.6	36:20.628
15	A	1:36.093	28.695	36.419	30.979	109.6	37:56.721
16	A	1:27.561	27.527	31.911	28.123	120.3	39:24.282
17	A	1:25.971	26.775	31.447	27.749	122.5	40:50.253
18	A	1:26.278	26.795	31.680	27.803	122.0	42:16.531
19	A	1:30.314	28.118	33.124	29.072	116.6	43:46.845
20	A	1:31.040	28.053	33.154	29.833	115.7	45:17.885

Global Partner
Julius Bär
Official Partners
MICHELIN TAGHeuer QUALCOMM DHL BMW i. VISA G.H.MUMM

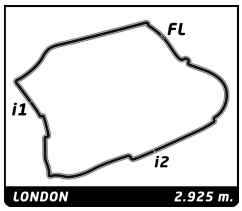

Round 10 - London ePrix

FIA Formula E Championship

Non Qualifying Practice 1

Weather Report

Official Timekeeper TAGHeuer

Air Temperature

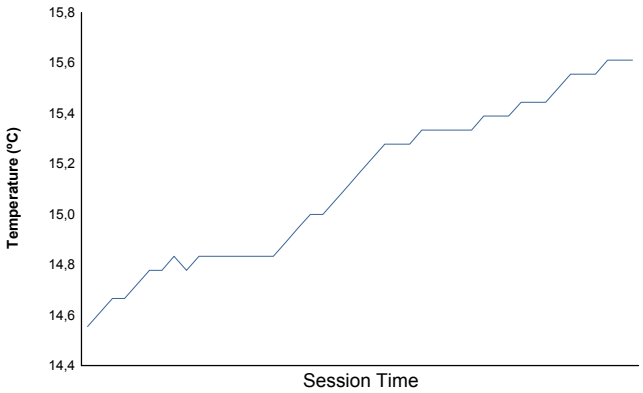

Track Temperature

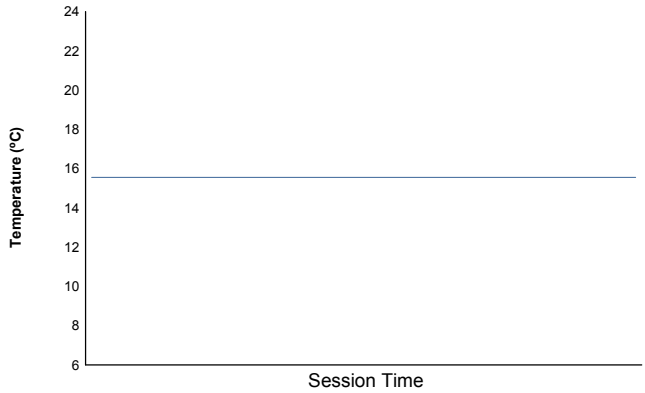

Humidity

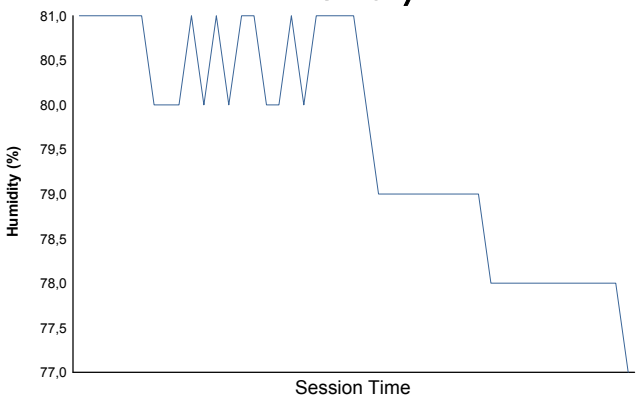

Pressure

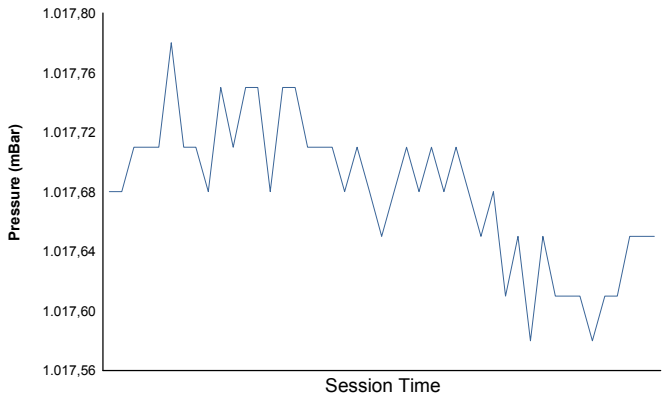

Wind Speed

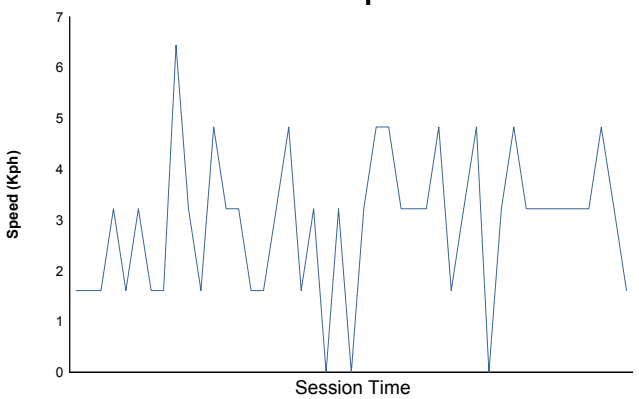

Wind direction

North = 0º/360º Est = 90º South = 180º West= 270º

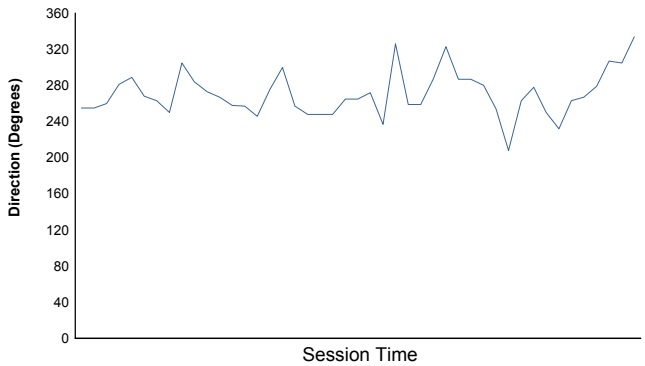

Track Status: **DRY**

Global Partner

Julius Bär

Official Partners

MICHELIN TAGHeuer QUALCOMM DHL BMW i. VISA G.H.MUMM

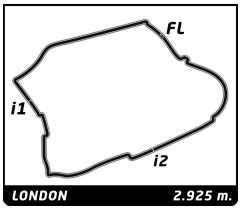

FIA Formula E Championship

Round 10 - London ePrix

Groups Qualifying Session

Classification

Official Timekeeper TAGHeuer

	Nr.	Driver	Nat	Team	Car	Time	Lap	Total	Gap		Kph
1	9	**Sébastien BUEMI**	CHE	Renault e.Dams	Renault Z.E 15	**1:22.106**	3	3	-	-	**128.2**
2	8	**Nicolas PROST**	FRA	Renault e.Dams	Renault Z.E 15	**1:22.878**	3	3	+0.772	+0.772	**127.1**
3	88	**Oliver TURVEY**	GBR	NEXTEV TCR Formula E Team	NEXTEV TCR FormulaE 001	**1:23.183**	3	3	+1.077	+0.305	**126.6**
4	11	**Lucas DI GRASSI**	BRA	ABT Schaeffler Audi Sport	ABT Schaeffler FE01	**1:23.245**	3	3	+1.139	+0.062	**126.5**
5	23	**Nick HEIDFELD**	DEU	Mahindra Racing Formula E Team	Mahindra M2ELECTRO	**1:23.343**	3	3	+1.237	+0.098	**126.3**
6	66	**Daniel ABT**	DEU	ABT Schaeffler Audi Sport	ABT Schaeffler FE01	**1:23.494**	3	3	+1.388	+0.151	**126.1**
7	25	**Jean-Eric VERGNE**	FRA	DS Virgin Racing Formula E Team	Virgin Racing Engineering DSV-01	**1:23.783**	3	3	+1.677	+0.289	**125.7**
8	2	**Sam BIRD**	GBR	DS Virgin Racing Formula E Team	Virgin Racing Engineering DSV-01	**1:23.930**	3	3	+1.824	+0.147	**125.5**
9	1	**Nelson PIQUET JR**	BRA	NEXTEV TCR Formula E Team	NEXTEV TCR FormulaE 001	**1:23.937**	3	3	+1.831	+0.007	**125.5**
10	6	**Loïc DUVAL**	FRA	Dragon Racing	Venturi VM200-FE-01	**1:23.938**	3	3	+1.832	+0.001	**125.4**
11	7	**Jérôme D'AMBROSIO**	BEL	Dragon Racing	Venturi VM200-FE-01	**1:23.952**	3	3	+1.846	+0.014	**125.4**
12	12	**Mike CONWAY**	GBR	Venturi Formula E Team	Venturi VM200-FE-01	**1:24.054**	3	3	+1.948	+0.102	**125.3**
13	21	**Bruno SENNA**	BRA	Mahindra Racing Formula E Team	Mahindra M2ELECTRO	**1:24.171**	3	3	+2.065	+0.117	**125.1**
14	55	**Antonio Felix DA COSTA**	PRT	Team Aguri	SRT01-e	**1:24.273**	3	3	+2.167	+0.102	**125.0**
15	4	**Stéphane SARRAZIN**	FRA	Venturi Formula E Team	Venturi VM200-FE-01	**1:24.311**	3	3	+2.205	+0.038	**124.9**
16	27	**Robin FRIJNS**	NED	Andretti Formula E Race Team	SRT01-e	**1:24.655**	3	3	+2.549	+0.344	**124.4**
17	28	**Simona DE SILVESTRO**	CHE	Andretti Formula E Race Team	SRT01-e	**1:24.823**	3	3	+2.717	+0.168	**124.1**
18	77	**Qing Hua MA**	CHN	Team Aguri	SRT01-e	**1:26.259**	3	3	+4.153	+1.436	**122.1**

Fastest Lap	Lap 3	Sébastien BUEMI	**1:22.106**	128.2 Kph

Published at: .....

Track Status: **DRY**

Race Director:	**Timekeeper:**

Global Partner

Julius Bär

Official Partners

MICHELIN TAGHeuer QUALCOMM DHL BMW i. VISA G.H.MUMM

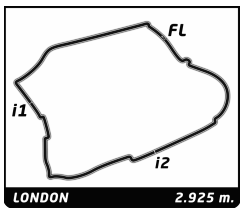

FIA Formula E Championship

Round 10 - London ePrix

Groups Qualifying Session

Best Sector Times

Official Timekeeper TAGHeuer

	SECTOR 1			SECTOR 2			SECTOR 3							
Pos		Driver	Time		Driver	Time		Driver	Time	Pos		Driver	Ideal Lap	Best Lap	
1	9	S.BUEMI	25.660	9	S.BUEMI	30.069	9	S.BUEMI	26.377	1	9	S.BUEMI	1'22.106	1:22.106	(1)
2	8	N.PROST	25.748	8	N.PROST	30.291	11	L.DI GRASSI	26.829	2	8	N.PROST	1'22.878	1:22.878	(2)
3	23	N.HEIDFELD	25.777	11	L.DI GRASSI	30.420	8	N.PROST	26.839	3	88	O.TURVEY	1'23.183	1:23.183	(3)
4	88	O.TURVEY	25.832	88	O.TURVEY	30.436	66	D.ABT	26.865	4	11	L.DI GRASSI	1'23.245	1:23.245	(4)
5	11	L.DI GRASSI	25.996	2	S.BIRD	30.582	23	N.HEIDFELD	26.905	5	23	N.HEIDFELD	1'23.343	1:23.343	(5)
6	12	M.CONWAY	26.020	66	D.ABT	30.602	88	O.TURVEY	26.915	6	66	D.ABT	1'23.494	1:23.494	(6)
7	66	D.ABT	26.027	25	J.VERGNE	30.646	2	S.BIRD	26.928	7	25	J.VERGNE	1'23.783	1:23.783	(7)
8	1	N.PIQUET JR	26.032	23	N.HEIDFELD	30.661	4	S.SARRAZIN	26.935	8	2	S.BIRD	1'23.930	1:23.930	(8)
9	25	J.VERGNE	26.116	6	L.DUVAL	30.713	1	N.PIQUET JR	26.975	9	1	N.PIQUET JR	1'23.937	1:23.937	(9)
10	21	B.SENNA	26.128	7	J.D'AMBROSIO	30.742	55	A.DA COSTA	26.999	10	6	L.DUVAL	1'23.938	1:23.938	(10)
11	6	L.DUVAL	26.199	21	B.SENNA	30.791	7	J.D'AMBROSIO	27.001	11	7	J.D'AMBROSIO	1'23.952	1:23.952	(11)
12	55	A.DA COSTA	26.206	12	M.CONWAY	30.856	25	J.VERGNE	27.021	12	12	M.CONWAY	1'24.054	1:24.054	(12)
13	7	J.D'AMBROSIO	26.209	1	N.PIQUET JR	30.930	6	L.DUVAL	27.026	13	21	B.SENNA	1'24.171	1:24.171	(13)
14	2	S.BIRD	26.420	4	S.SARRAZIN	30.954	27	R.FRIJNS	27.139	14	55	A.DA COSTA	1'24.273	1:24.273	(14)
15	4	S.SARRAZIN	26.422	28	S.DE SILVESTRO	31.020	12	M.CONWAY	27.178	15	4	S.SARRAZIN	1'24.311	1:24.311	(15)
16	27	R.FRIJNS	26.423	55	A.DA COSTA	31.068	28	S.DE SILVESTRO	27.200	16	27	R.FRIJNS	1'24.655	1:24.655	(16)
17	28	S.DE SILVESTRO	26.603	27	R.FRIJNS	31.093	21	B.SENNA	27.252	17	28	S.DE SILVESTRO	1'24.823	1:24.823	(17)
18	77	Q.MA	26.665	77	Q.MA	31.918	77	Q.MA	27.676	18	77	Q.MA	1'26.259	1:26.259	(18)

Global Partner
Julius Bär
Official Partners
MICHELIN TAGHeuer QUALCOMM DHL BMW i. VISA G.H.MUMM

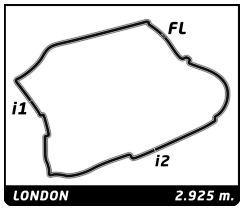

FIA Formula E Championship

Round 10 - London ePrix

Groups Qualifying Session

Fastest Lap Sequence

Official Timekeeper TAGHeuer

Practice Time	Driver	Team	Car	Time	Kph	Lap
3:14.041	8 Nicolas PROST	Renault e.Dams	Renault Z.E 15	**1:28.956**	118.4	2
3:16.052	7 Jérôme D'AMBROSIO	Dragon Racing	Venturi VM200-FE-01	**1:28.824**	118.5	2
4:02.472	1 Nelson PIQUET JR	NEXTEV TCR Formula E Team	NEXTEV TCR FormulaE 001	**1:27.897**	119.8	2
4:36.919	8 Nicolas PROST	Renault e.Dams	Renault Z.E 15	**1:22.878**	127.1	3
24:34.925	9 Sébastien BUEMI	Renault e.Dams	Renault Z.E 15	**1:22.106**	128.2	3

Global Partner
Julius Bär
Official Partners
MICHELIN TAGHeuer QUALCOMM DHL BMW i. VISA G.H.MUMM

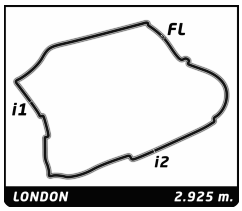

FIA Formula E Championship

Round 10 - London ePrix

Groups Qualifying Session

Analysis

Official Timekeeper TAGHeuer

Personal Best | Session Best | **B** Crossing the finish line in pit lane

1 Nelson PIQUET JR — BRA
NEXTEV TCR Formula E Team — NEXTEV TCR FormulaE 001

Lap	C	Time	Sector 1	Sector 2	Sector 3	Kph	Elapsed
1	B	2:34.575	1:31.232	34.174	29.169	68.1	2:34.575
2	B	1:27.897	27.444	31.810	28.643	119.8	4:02.472
3	B	1:23.937	26.032	30.930	26.975	125.5	5:26.409

2 Sam BIRD — GBR
DS Virgin Racing Formula E Team — Virgin Racing Engineering DSV-01

Lap	C	Time	Sector 1	Sector 2	Sector 3	Kph	Elapsed
1	A	2:02.405	54.607	37.079	30.719	86.0	2:02.405
2	A	1:35.993	26.980	36.392	32.621	109.7	3:38.398
3	A	1:23.930	26.420	30.582	26.928	125.5	5:02.328

4 Stéphane SARRAZIN — FRA
Venturi Formula E Team — Venturi VM200-FE-01

Lap	C	Time	Sector 1	Sector 2	Sector 3	Kph	Elapsed
1	A	32:31.032	...	34.431	29.420	5.4	32:31.032
2	A	1:29.226	28.040	33.386	27.800	118.0	34:00.258
3	A	1:24.311	26.422	30.954	26.935	124.9	35:24.569

6 Loïc DUVAL — FRA
Dragon Racing — Venturi VM200-FE-01

Lap	C	Time	Sector 1	Sector 2	Sector 3	Kph	Elapsed
1	A	1:56.164	49.699	36.175	30.290	90.6	1:56.164
2	A	1:28.869	27.646	32.607	28.616	118.5	3:25.033
3	A	1:23.938	26.199	30.713	27.026	125.4	4:48.971

7 Jérôme D'AMBROSIO — BEL
Dragon Racing — Venturi VM200-FE-01

Lap	C	Time	Sector 1	Sector 2	Sector 3	Kph	Elapsed
1	A	1:47.228	44.083	33.786	29.359	98.2	1:47.228
2	A	1:28.824	28.375	32.480	27.969	118.5	3:16.052
3	A	1:23.952	26.209	30.742	27.001	125.4	4:40.004

8 Nicolas PROST — FRA
Renault e.Dams — Renault Z.E 15

Lap	C	Time	Sector 1	Sector 2	Sector 3	Kph	Elapsed
1	B	1:45.085	42.048	33.379	29.658	100.2	1:45.085
2	B	1:28.956	27.453	32.326	29.177	118.4	3:14.041
3	B	1:22.878	25.748	30.291	26.839	127.1	4:36.919

9 Sébastien BUEMI — CHE
Renault e.Dams — Renault Z.E 15

Lap	C	Time	Sector 1	Sector 2	Sector 3	Kph	Elapsed
1	A	21:44.931	...	33.368	29.385	8.1	21:44.931
2	A	1:27.888	27.871	32.615	27.402	119.8	23:12.819
3	A	1:22.106	25.660	30.069	26.377	128.2	24:34.925

11 Lucas DI GRASSI — BRA
ABT Schaeffler Audi Sport — ABT Schaeffler FE01

Lap	C	Time	Sector 1	Sector 2	Sector 3	Kph	Elapsed
1	B	11:45.497	...	33.219	28.298	14.9	11:45.497
2	B	1:27.001	27.238	31.683	28.080	121.0	13:12.498
3	B	1:23.245	25.996	30.420	26.829	126.5	14:35.743

12 Mike CONWAY — GBR
Venturi Formula E Team — Venturi VM200-FE-01

Lap	C	Time	Sector 1	Sector 2	Sector 3	Kph	Elapsed
1	B	12:53.954	...	34.527	28.366	13.6	12:53.954
2	B	1:27.644	27.080	31.851	28.713	120.1	14:21.598
3	B	1:24.054	26.020	30.856	27.178	125.3	15:45.652

21 Bruno SENNA — BRA
Mahindra Racing Formula E Team — Mahindra M2ELECTRO

Lap	C	Time	Sector 1	Sector 2	Sector 3	Kph	Elapsed
1	B	32:08.034	...	38.364	33.956	5.5	32:08.034
2	B	1:34.716	28.541	38.163	28.012	111.2	33:42.750
3	B	1:24.171	26.128	30.791	27.252	125.1	35:06.921

23 Nick HEIDFELD — DEU
Mahindra Racing Formula E Team — Mahindra M2ELECTRO

Lap	C	Time	Sector 1	Sector 2	Sector 3	Kph	Elapsed
1	A	22:15.310	...	40.479	31.460	7.9	22:15.310
2	A	1:26.059	26.967	31.760	27.332	122.4	23:41.369
3	A	1:23.343	25.777	30.661	26.905	126.3	25:04.712

25 Jean-Eric VERGNE — FRA
DS Virgin Racing Formula E Team — Virgin Racing Engineering DSV-01

Lap	C	Time	Sector 1	Sector 2	Sector 3	Kph	Elapsed
1	B	12:00.103	...	37.678	29.068	14.6	12:00.103
2	B	1:26.208	26.918	31.476	27.814	122.1	13:26.311
3	B	1:23.783	26.116	30.646	27.021	125.7	14:50.094

27 Robin FRIJNS — NED
Andretti Formula E Race Team — SRT01-e

Lap	C	Time	Sector 1	Sector 2	Sector 3	Kph	Elapsed
1	B	32:00.735	...	36.873	31.220	5.5	32:00.735
2	B	1:35.195	29.637	33.548	32.010	110.6	33:35.930
3	B	1:24.655	26.423	31.093	27.139	124.4	35:00.585

28 Simona DE SILVESTRO — CHE
Andretti Formula E Race Team — SRT01-e

Lap	C	Time	Sector 1	Sector 2	Sector 3	Kph	Elapsed
1	A	12:16.069	...	40.982	34.681	14.3	12:16.069
2	A	1:31.613	29.047	32.943	29.623	114.9	13:47.682
3	A	1:24.823	26.603	31.020	27.200	124.1	15:12.505

55 Antonio Felix DA COSTA — PRT
Team Aguri — SRT01-e

Lap	C	Time	Sector 1	Sector 2	Sector 3	Kph	Elapsed
1	B	22:00.759	...	35.851	31.442	8.0	22:00.759
2	B	1:31.666	29.292	33.702	28.672	114.9	23:32.425
3	B	1:24.273	26.206	31.068	26.999	125.0	24:56.698

66 Daniel ABT — DEU
ABT Schaeffler Audi Sport — ABT Schaeffler FE01

Lap	C	Time	Sector 1	Sector 2	Sector 3	Kph	Elapsed
1	A	21:52.984	...	35.125	30.823	8.0	21:52.984
2	A	1:29.830	27.733	32.660	29.437	117.2	23:22.814
3	A	1:23.494	26.027	30.602	26.865	126.1	24:46.308

77 Qing Hua MA — CHN
Team Aguri — SRT01-e

Lap	C	Time	Sector 1	Sector 2	Sector 3	Kph	Elapsed
1	A	12:18.416	...	40.697	35.383	14.3	12:18.416
2	A	1:40.145	32.336	37.010	30.799	105.1	13:58.561
3	A	1:26.259	26.665	31.918	27.676	122.1	15:24.820

88 Oliver TURVEY — GBR
NEXTEV TCR Formula E Team — NEXTEV TCR FormulaE 001

Lap	C	Time	Sector 1	Sector 2	Sector 3	Kph	Elapsed
1	A	31:52.191	...	34.680	29.626	5.5	31:52.191
2	A	1:26.233	26.938	31.770	27.525	122.1	33:18.424

Global Partner
Julius Bär
Official Partners
MICHELIN TAGHeuer QUALCOMM DHL BMW i. VISA G.H.MUMM

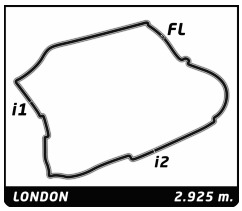

FIA Formula E Championship

Round 10 - London ePrix

Groups Qualifying Session

Analysis

Official Timekeeper TAGHeuer

Personal Best | Session Best | **B** Crossing the finish line in pit lane

Lap	C	Time	Sector 1	Sector 2	Sector 3	Kph	Elapsed	Lap	Time	Sector 1	Sector 2	Sector 3	Kph	Elapsed
3	A	1:23.183	25.832	30.436	26.915	126.6	34:41.607							

Global Partner
Julius Bär

Official Partners
MICHELIN TAGHeuer QUALCOMM DHL BMW i. VISA G.H.MUMM

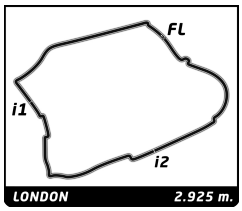

Round 10 - London ePrix

FIA Formula E Championship

Groups Qualifying Session

Weather Report

Official Timekeeper TAGHeuer

Air Temperature

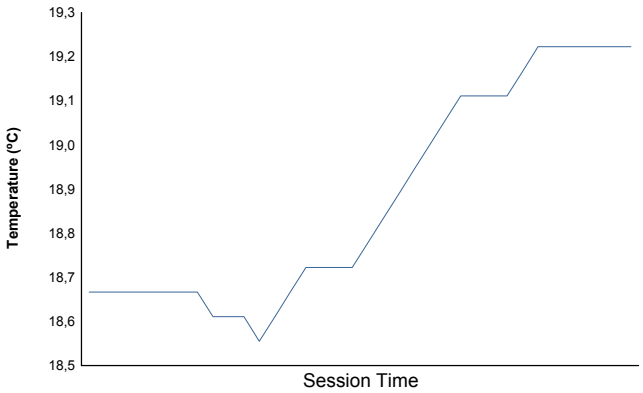

Track Temperature

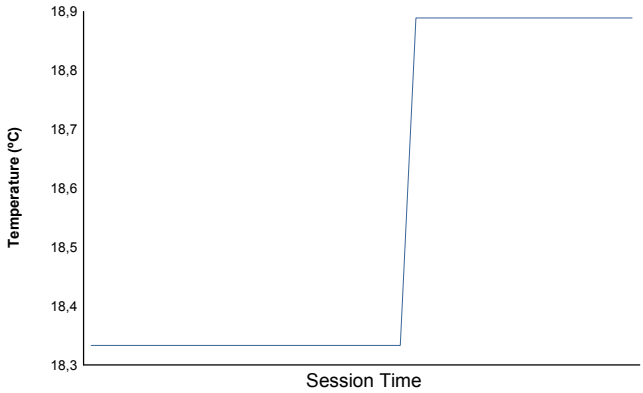

Humidity

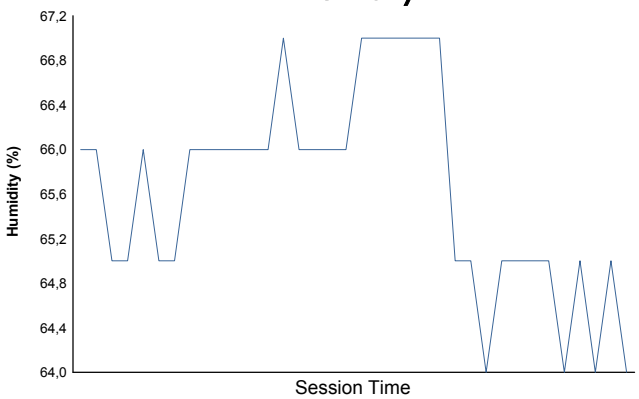

Pressure

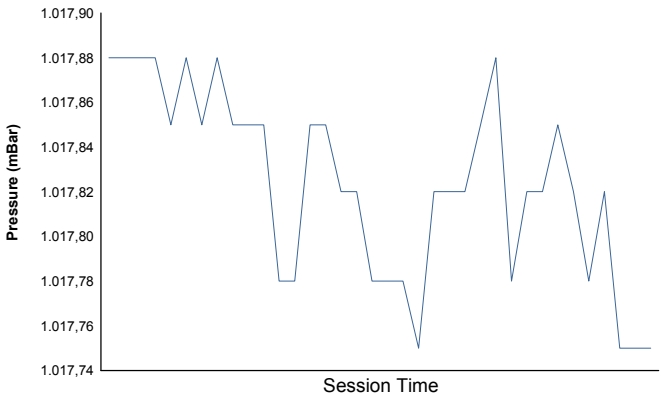

Wind Speed

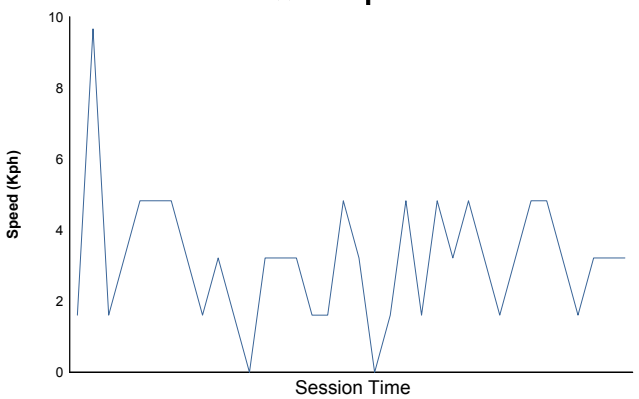

Wind direction

North = 0º/360º Est = 90º South = 180º West= 270º

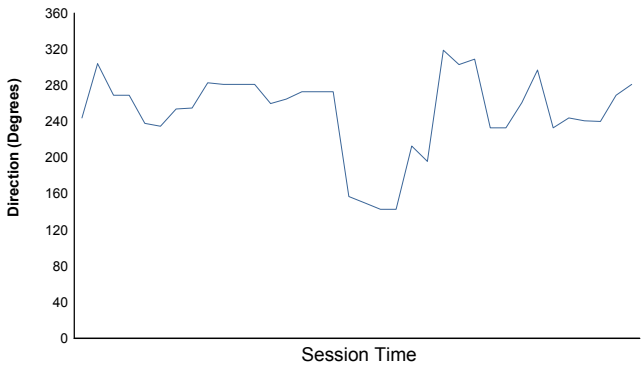

Track Status: **DRY**

Global Partner

Julius Bär

Official Partners

MICHELIN TAGHeuer QUALCOMM DHL BMW i. VISA G.H.MUMM

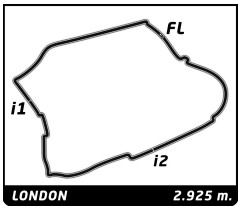

FIA Formula E Championship

Round 10 - London ePrix

Super Pole Session

Classification

Official Timekeeper TAGHeuer

	Nr.	Driver	Nat	Team	Car	Time	Lap	Total	Gap		Kph
1	9	**Sébastien BUEMI**	CHE	Renault e.Dams	Renault Z.E 15	**1:22.033**	2	2	-	-	**128.4**
2	8	**Nicolas PROST**	FRA	Renault e.Dams	Renault Z.E 15	**1:22.948**	2	2	+0.915	+0.915	**126.9**
3	11	**Lucas DI GRASSI**	BRA	ABT Schaeffler Audi Sport	ABT Schaeffler FE01	**1:22.975**	2	2	+0.942	+0.027	**126.9**
4	88	**Oliver TURVEY**	GBR	NEXTEV TCR Formula E Team	NEXTEV TCR FormulaE 001	**1:23.685**	2	2	+1.652	+0.710	**125.8**
5	23	**Nick HEIDFELD**	DEU	Mahindra Racing Formula E Team	Mahindra M2ELECTRO	**1:24.827**	2	2	+2.794	+1.142	**124.1**

Fastest Lap	Lap 2	Sébastien BUEMI	**1:22.033**	128.4 Kph

Published at: .....

Track Status: **DRY**

Race Director:	**Timekeeper:**

Global Partner

Julius Bär

Official Partners

MICHELIN TAGHeuer QUALCOMM DHL BMW i. VISA G.H.MUMM

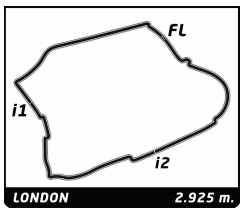

FIA Formula E Championship

Round 10 - London ePrix

Super Pole Session

Best Sector Times

Official Timekeeper TAGHeuer

	SECTOR 1		SECTOR 2		SECTOR 3						
Pos	Driver	Time	Driver	Time	Driver	Time	Pos	Driver	Ideal Lap	Best Lap	
1	9 S.BUEMI	25.609	9 S.BUEMI	29.971	9 S.BUEMI	26.453	1	9 S.BUEMI	1'22.033	1:22.033	(1)
2	8 N.PROST	25.647	11 L.DI GRASSI	30.297	11 L.DI GRASSI	26.738	2	8 N.PROST	1'22.948	1:22.948	(2)
3	88 O.TURVEY	25.799	8 N.PROST	30.397	8 N.PROST	26.904	3	11 L.DI GRASSI	1'22.975	1:22.975	(3)
4	11 L.DI GRASSI	25.940	88 O.TURVEY	30.765	88 O.TURVEY	27.121	4	88 O.TURVEY	1'23.685	1:23.685	(4)
5	23 N.HEIDFELD	26.524	23 N.HEIDFELD	30.896	23 N.HEIDFELD	27.407	5	23 N.HEIDFELD	1'24.827	1:24.827	(5)

Global Partner
Julius Bär
Official Partners
MICHELIN TAGHeuer QUALCOMM DHL BMW i. VISA G.H.MUMM

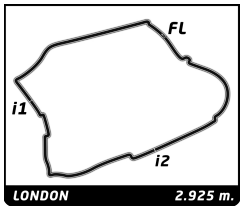

FIA Formula E Championship

Round 10 - London ePrix

Super Pole Session

Fastest Lap Sequence

Official Timekeeper TAGHeuer

Practice Time	Driver	Team	Car	Time	Kph	Lap
3:08.633	23 Nick HEIDFELD	Mahindra Racing Formula E Team	Mahindra M2ELECTRO	**1:24.827**	124.1	2
5:49.565	11 Lucas DI GRASSI	ABT Schaeffler Audi Sport	ABT Schaeffler FE01	**1:22.975**	126.9	2
11:09.117	8 Nicolas PROST	Renault e.Dams	Renault Z.E 15	**1:22.948**	126.9	2
13:36.668	9 Sébastien BUEMI	Renault e.Dams	Renault Z.E 15	**1:22.033**	128.4	2

Global Partner
Julius Bär
Official Partners
MICHELIN TAGHeuer QUALCOMM DHL BMW i. VISA G.H.MUMM

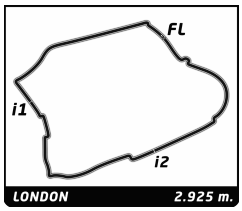

FIA Formula E Championship

Round 10 - London ePrix

Super Pole Session

Analysis

Official Timekeeper TAGHeuer

Personal Best | Session Best | **B** Crossing the finish line in pit lane

8 Nicolas PROST — FRA

Renault e.Dams — Renault Z.E 15

Lap	C	Time	Sector 1	Sector 2	Sector 3	Kph	Elapsed
1	B	9:46.169	8:44.471	32.682	29.016	18.0	9:46.169
2	B	1:22.948	25.647	30.397	26.904	126.9	11:09.117

9 Sébastien BUEMI — CHE

Renault e.Dams — Renault Z.E 15

Lap	C	Time	Sector 1	Sector 2	Sector 3	Kph	Elapsed
1	A	12:14.635	...	33.190	27.711	14.3	12:14.635
2	A	1:22.033	25.609	29.971	26.453	128.4	13:36.668

11 Lucas DI GRASSI — BRA

ABT Schaeffler Audi Sport — ABT Schaeffler FE01

Lap	C	Time	Sector 1	Sector 2	Sector 3	Kph	Elapsed
1	B	4:26.590	3:25.422	32.775	28.393	39.5	4:26.590
2	B	1:22.975	25.940	30.297	26.738	126.9	5:49.565

23 Nick HEIDFELD — DEU

Mahindra Racing Formula E Team — Mahindra M2ELECTRO

Lap	C	Time	Sector 1	Sector 2	Sector 3	Kph	Elapsed
1	A	1:43.806	34.312	36.407	33.087	101.4	1:43.806
2	A	1:24.827	26.524	30.896	27.407	124.1	3:08.633

88 Oliver TURVEY — GBR

NEXTEV TCR Formula E Team — NEXTEV TCR FormulaE 001

Lap	C	Time	Sector 1	Sector 2	Sector 3	Kph	Elapsed
1	A	7:12.936	6:09.554	34.928	28.454	24.3	7:12.936
2	A	1:23.685	25.799	30.765	27.121	125.8	8:36.621

Global Partner
Julius Bär
Official Partners
MICHELIN TAGHeuer QUALCOMM DHL BMW i. VISA G.H.MUMM

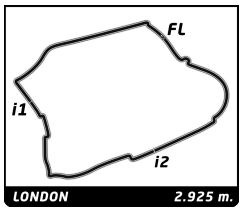

Round 10 - London ePrix

FIA Formula E Championship

Super Pole Session

Weather Report

Official Timekeeper TAGHeuer

Air Temperature

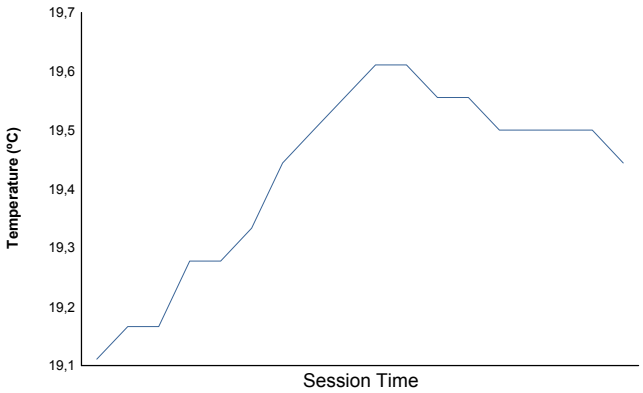

Track Temperature

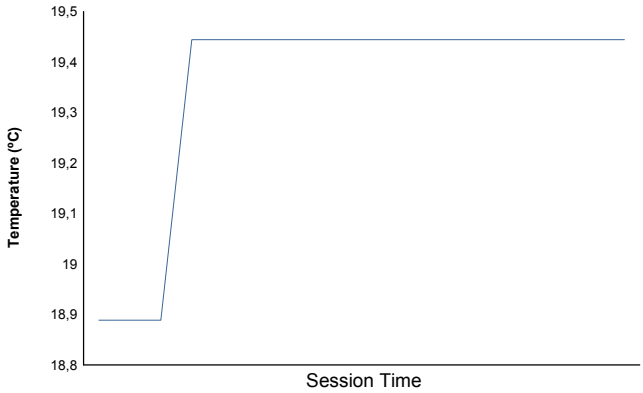

Humidity

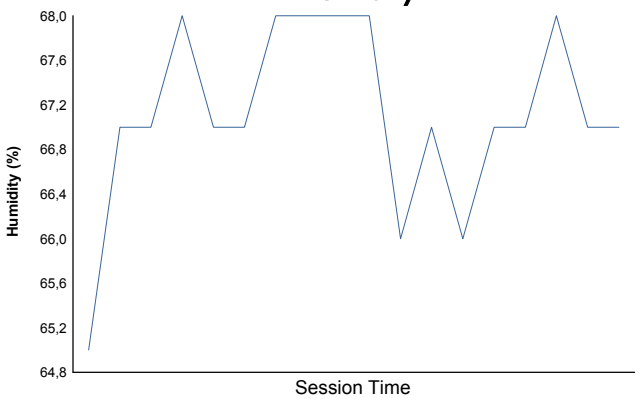

Pressure

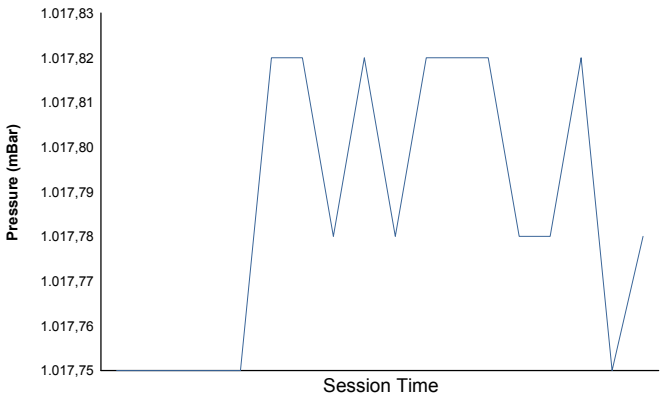

Wind Speed

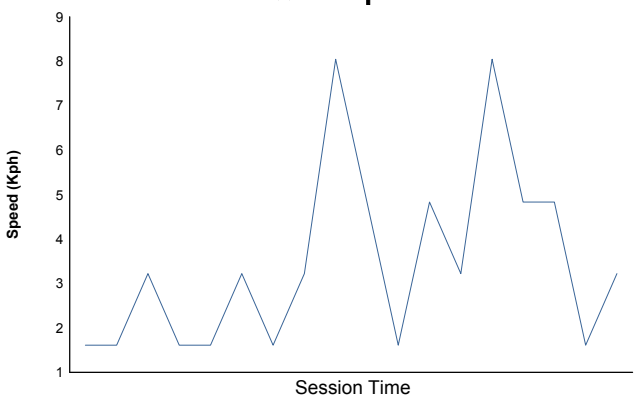

Wind direction

North = 0º/360º Est = 90º South = 180º West= 270º

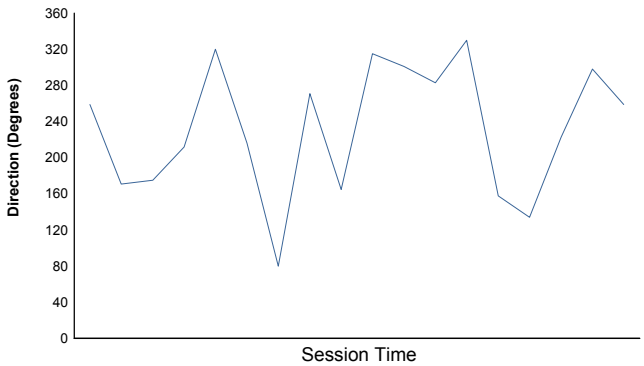

Track Status: **DRY**

Global Partner

Julius Bär

Official Partners

MICHELIN TAGHeuer QUALCOMM DHL BMW i. VISA G.H.MUMM

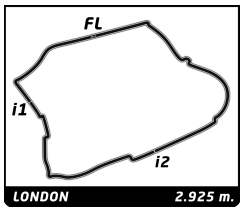

FIA Formula E Championship

Round 10 - London ePrix

Race (33 laps, 96,5 km.)

Final Starting Grid

Official Timekeeper TAGHeuer

Pos.	Time	Driver	Team	No.
- 9 -	1:26.259	Qing Hua MA	Team Aguri	77
- 8 -	1:24.655	Robin FRIJNS	Andretti Formula E Race Team	27
- 7 -	1:24.273	Antonio Felix DA COSTA	Team Aguri	55
- 6 -	1:24.054	Mike CONWAY	Venturi Formula E Team	12
- 5 -	1:23.937	Nelson PIQUET JR	NEXTEV TCR Formula E Team	1
- 4 -	1:23.783	Jean-Eric VERGNE	DS Virgin Racing Formula E Team	25
- 3 -	1:24.827	Nick HEIDFELD	Mahindra Racing Formula E Team	23
- 2 -	1:22.975	Lucas DI GRASSI	ABT Schaeffler Audi Sport	11
- 1 -	1:22.033	Sébastien BUEMI	Renault e.Dams	9
	1:23.938	Loïc DUVAL	Dragon Racing	6
	1:24.823	Simona DE SILVESTRO	Andretti Formula E Race Team	28
	1:24.311	Stéphane SARRAZIN	Venturi Formula E Team	4
	1:24.171	Bruno SENNA	Mahindra Racing Formula E Team	21
	1:23.952	Jérôme D'AMBROSIO	Dragon Racing	7
	1:23.930	Sam BIRD	DS Virgin Racing Formula E Team	2
	1:23.494	Daniel ABT	ABT Schaeffler Audi Sport	66
	1:23.685	Oliver TURVEY	NEXTEV TCR Formula E Team	88
	1:22.948	Nicolas PROST	Renault e.Dams	8

Pole

Grid with applied Stewards Decision Nr 1

Stewards:	Timekeeper:

Global Partner
Julius Bär
Official Partners
MICHELIN TAGHeuer QUALCOMM DHL BMW i. VISA G.H.MUMM

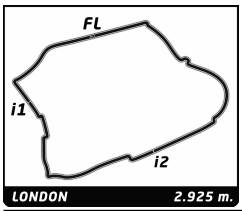

FIA Formula E Championship

Round 10 - London ePrix

Race (33 laps, 96,5 km.)

Amended

Final Classification

Official Timekeeper TAGHeuer

		Drivers	Nat	Team	Vehicle	Laps	Total Time	Gap	Kph	Best Lap Lap	Best Lap Time	Best Lap Kph
1	(25)	8 Nicolas PROST	FRA	Renault e.Dams	Renault Z.E 15	33	**56:32.648**	-	102.4	27	**1:27.096**	120.9
2	(18)	66 Daniel ABT	DEU	ABT Schaeffler Audi Sport	ABT Schaeffler FE01	33	**56:40.281**	+7.633	102.2	26	**1:27.224**	120.7
3	(15)	7 Jérôme D'AMBROSIO	BEL	Dragon Racing	Venturi VM200-FE-01	33	**56:55.172**	+22.524	101.7	22	**1:27.488**	120.4
4	(12)	6 Loïc DUVAL	FRA	Dragon Racing	Venturi VM200-FE-01	33	**56:55.938**	+23.290	101.7	22	**1:27.301**	120.6
5	(10)	4 Stéphane SARRAZIN	FRA	Venturi Formula E Team	Venturi VM200-FE-01	33	**56:57.632**	+24.984	101.7	28	**1:27.038**	121.0
6	(8)	21 Bruno SENNA	BRA	Mahindra Racing Formula E Team	Mahindra M2ELECTRO	33	**56:59.822**	+27.174	101.6	28	**1:26.892**	121.2
7	(6)	23 Nick HEIDFELD	DEU	Mahindra Racing Formula E Team	Mahindra M2ELECTRO	33	**57:40.192**	+1:07.544	100.4	29	**1:27.691**	120.1
8	(4)	25 Jean-Eric VERGNE	FRA	DS Virgin Racing Formula E Team	Virgin Racing Engineering DSV-01	33	**57:40.650**	+1:08.002	100.4	25	**1:27.214**	120.7
9	(2)	1 Nelson PIQUET JR	BRA	NEXTEV TCR Formula E Team	NEXTEV TCR FormulaE 001	33	**57:46.918**	+1:14.270	100.2	32	**1:27.415**	120.5
10	(1)	88 Oliver TURVEY	GBR	NEXTEV TCR Formula E Team	NEXTEV TCR FormulaE 001	33	**57:54.864**	+1:22.216	100.0	26	**1:27.989**	119.7
11		55 Antonio Felix DA COSTA	PRT	Team Aguri	SRT01-e	33	**58:30.972**	+1:58.324	99.0	30	**1:27.626**	120.2
12		77 Qing Hua MA	CHN	Team Aguri	SRT01-e	32	**56:38.193**	1 Lap	99.2	16	**1:28.432**	119.1
13		12 Mike CONWAY	GBR	Venturi Formula E Team	Venturi VM200-FE-01	32	**58:02.119**	1 Lap	96.8	30	**1:26.983**	121.1
		Not classified:										
		11 Lucas DI GRASSI	BRA	ABT Schaeffler Audi Sport	ABT Schaeffler FE01	18	**52:32.736**			18	**1:24.633**	124.4
	(5)	9 Sébastien BUEMI	CHE	Renault e.Dams	Renault Z.E 15	16	**54:14.582**			16	**1:24.150**	125.1
		27 Robin FRIJNS	NED	Andretti Formula E Race Team	SRT01-e	11	**20:39.744**			11	**1:28.917**	118.4
		28 Simona DE SILVESTRO	CHE	Andretti Formula E Race Team	SRT01-e	9	**17:44.286**			5	**1:30.475**	116.4
		2 Sam BIRD	GBR	DS Virgin Racing Formula E Team	Virgin Racing Engineering DSV-01	6	**11:12.526**			5	**1:28.374**	119.2

Pole Position		S. BUEMI	**1:22.033**	128.4 Kph
Fastest Lap	Lap 16	Sébastien BUEMI	**1:24.150**	125.1 Kph

Results with Stewards Decisions Nr 5, 6, 7, 8, 9 and 10 applied
Results subject to appeal against the classification of car nº 25.

Published at: .....

Track Status: **DRY**

Stewards:	**Timekeeper:**

Global Partner
Julius Bär

Official Partners
MICHELIN TAGHeuer QUALCOMM DHL BMW i. VISA G.H.MUMM

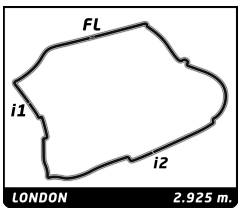

FIA Formula E Championship

Round 10 - London ePrix

Race

Lap Chart

Official Timekeeper TAGHeuer

LAP

Nr	Pos	Grid	1	2	3	4	5	6	7	8	9	10	11	12	13	14	15	16	17	18	19	20	21	22	23	24	25	26	27	28	29	30	31	32
9	1	9	8	8	8	8	8	8	8	8	8	8	8	8	8	8	8	8	8	12	8	8	8	8	8	8	8	8	8	8	8	8	8	8
8	2	8	23	23	23	23	23	23	23	23	23	23	23	23	23	23	23	23	66	8	66	66	66	66	66	66	66	66	66	66	66	66	66	66
11	3	11	66	66	66	66	66	66	66	66	66	66	66	66	66	66	66	66	23	66	25	25	25	25	25	25	25	25	25	25	25	25	25	25
88	4	88	88	88	2	2	2	2	25	25	25	25	25	25	25	25	25	25	25	25	23	23	23	23	23	23	23	23	23	23	23	23	23	23
23	5	23	2	2	88	25	25	25	88	88	88	88	88	88	88	88	88	88	88	23	55	55	55	55	55	55	55	55	55	55	55	55	55	55
66	6	66	25	25	25	88	88	88	1	1	1	1	1	1	1	1	1	1	1	88	88	88	88	88	88	88	88	88	88	88	7	7	7	7
25	7	25	1	1	1	1	1	1	12	12	12	12	12	12	12	12	12	12	55	55	1	1	7	7	7	7	7	7	7	7	6	6	6	6
2	8	2	12	12	12	12	12	12	7	7	7	55	55	55	55	55	55	55	12	1	7	7	6	6	6	6	6	6	6	6	21	21	21	4
1	9	1	7	7	7	7	7	7	55	55	55	7	7	7	7	7	7	7	7	7	6	6	1	1	1	1	21	21	21	21	4	12	4	21
7	10	7	21	21	21	21	21	21	27	27	27	27	27	6	6	6	6	6	6	6	21	21	21	21	21	21	1	4	4	4	12	4	88	88
12	11	12	55	55	55	55	55	55	21	21	21	6	6	21	21	21	21	21	21	21	4	4	4	4	4	4	4	12	12	12	88	88	1	1
21	12	21	27	27	27	27	27	27	6	6	6	21	21	4	4	4	4	4	4	4	12	12	12	12	12	12	12	1	1	1	1	1	77	77
55	13	55	9	4	4	4	4	4	4	4	4	4	4	77	77	77	77	77	77	77	77	77	77	77	77	77	77	77	77	77	77	77	12	12
4	14	4	4	28	28	6	6	6	77	77	77	77	77	11	11	11	11	11	11	11														
27	15	27	28	77	6	77	77	77	28	28	28	11	11	9	9	9	9	9																
28	16	28	77	6	77	28	28	28	11	11	11	9	9																					
77	17	77	6	11	11	11	11	11	9	9	9																							
6	18	6	11	9	9	9	9	9																										

Global Partner
Julius Bär
Official Partners
MICHELIN TAGHeuer QUALCOMM DHL BMW i. VISA G.H.MUMM

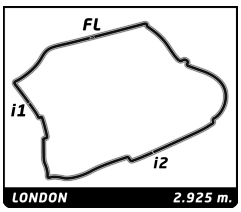

FIA Formula E Championship

Round 10 - London ePrix

Race

Lap Chart

Official Timekeeper TAGHeuer

LAP

Nr	Pos	33
9	1	8
8	2	66
11	3	25
88	4	23
23	5	55
66	6	7
25	7	6
2	8	4
1	9	21
7	10	1
12	11	88
21	12	
55	13	
4	14	
27	15	
28	16	
77	17	
6	18	

Global Partner
Julius Bär
Official Partners
MICHELIN TAGHeuer QUALCOMM DHL BMW i. VISA G.H.MUMM

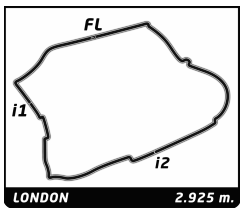

FIA Formula E Championship

Round 10 - London ePrix

Race

Best Sector Times

Official Timekeeper TAGHeuer

	SECTOR 1			SECTOR 2			SECTOR 3							
Pos		Driver	Time		Driver	Time		Driver	Time	Pos		Driver	Ideal Lap	Best Lap	
1	9	S.BUEMI	15.225	9	S.BUEMI	30.628	9	S.BUEMI	38.225	1	9	S.BUEMI	1'24.078	1:24.150	(1)
2	11	L.DI GRASSI	15.237	11	L.DI GRASSI	30.823	11	L.DI GRASSI	38.573	2	11	L.DI GRASSI	1'24.633	1:24.633	(2)
3	1	N.PIQUET JR	15.520	1	N.PIQUET JR	31.561	8	N.PROST	39.039	3	12	M.CONWAY	1'26.452	1:26.983	(4)
4	12	M.CONWAY	15.568	8	N.PROST	31.715	12	M.CONWAY	39.155	4	8	N.PROST	1'26.504	1:27.096	(6)
5	21	B.SENNA	15.608	12	M.CONWAY	31.729	4	S.SARRAZIN	39.196	5	4	S.SARRAZIN	1'26.781	1:27.038	(5)
6	25	J.VERGNE	15.677	66	D.ABT	31.744	23	N.HEIDFELD	39.302	6	21	B.SENNA	1'26.794	1:26.892	(3)
7	8	N.PROST	15.750	4	S.SARRAZIN	31.788	6	L.DUVAL	39.326	7	1	N.PIQUET JR	1'26.839	1:27.415	(10)
8	77	Q.MA	15.773	7	J.D'AMBROSIO	31.809	66	D.ABT	39.329	8	66	D.ABT	1'26.910	1:27.224	(8)
9	4	S.SARRAZIN	15.797	6	L.DUVAL	31.845	21	B.SENNA	39.341	9	6	L.DUVAL	1'27.061	1:27.301	(9)
10	27	R.FRIJNS	15.833	21	B.SENNA	31.845	25	J.VERGNE	39.434	10	25	J.VERGNE	1'27.079	1:27.214	(7)
11	66	D.ABT	15.837	55	A.DA COSTA	31.956	7	J.D'AMBROSIO	39.566	11	7	J.D'AMBROSIO	1'27.286	1:27.488	(11)
12	23	N.HEIDFELD	15.879	25	J.VERGNE	31.968	77	Q.MA	39.573	12	23	N.HEIDFELD	1'27.404	1:27.691	(13)
13	6	L.DUVAL	15.890	88	O.TURVEY	32.025	55	A.DA COSTA	39.645	13	55	A.DA COSTA	1'27.517	1:27.626	(12)
14	2	S.BIRD	15.897	27	R.FRIJNS	32.083	88	O.TURVEY	39.684	14	88	O.TURVEY	1'27.637	1:27.989	(14)
15	7	J.D'AMBROSIO	15.911	23	N.HEIDFELD	32.223	1	N.PIQUET JR	39.758	15	77	Q.MA	1'27.742	1:28.432	(16)
16	55	A.DA COSTA	15.916	2	S.BIRD	32.304	2	S.BIRD	40.041	16	2	S.BIRD	1'28.242	1:28.374	(15)
17	88	O.TURVEY	15.928	77	Q.MA	32.396	27	R.FRIJNS	40.328	17	27	R.FRIJNS	1'28.244	1:28.917	(17)
18	28	S.DE SILVESTRO	16.486	28	S.DE SILVESTRO	32.815	28	S.DE SILVESTRO	40.342	18	28	S.DE SILVESTRO	1'29.643	1:30.475	(18)

Global Partner
Julius Bär
Official Partners
MICHELIN TAGHeuer QUALCOMM DHL BMW i. VISA G.H.MUMM

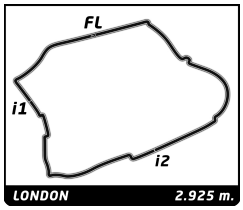

FIA Formula E Championship

Round 10 - London ePrix

Race

Fastest Lap Sequence

Official Timekeeper TAGHeuer

Practice Time	Driver	Team	Car	Time	Kph	Lap
5:13.447	8 Nicolas PROST	Renault e.Dams	Renault Z.E 15	**2:41.434**	65.2	2
5:14.367	23 Nick HEIDFELD	Mahindra Racing Formula E Team	Mahindra M2ELECTRO	**2:40.832**	65.5	2
5:14.930	66 Daniel ABT	ABT Schaeffler Audi Sport	ABT Schaeffler FE01	**2:39.989**	65.8	2
5:15.857	88 Oliver TURVEY	NEXTEV TCR Formula E Team	NEXTEV TCR FormulaE 001	**2:39.718**	65.9	2
5:16.159	2 Sam BIRD	DS Virgin Racing Formula E Team	Virgin Racing Engineering DSV-01	**2:38.813**	66.3	2
5:16.759	25 Jean-Eric VERGNE	DS Virgin Racing Formula E Team	Virgin Racing Engineering DSV-01	**2:38.177**	66.6	2
5:18.565	12 Mike CONWAY	Venturi Formula E Team	Venturi VM200-FE-01	**2:38.134**	66.6	2
5:19.181	7 Jérôme D'AMBROSIO	Dragon Racing	Venturi VM200-FE-01	**2:38.002**	66.6	2
5:19.660	21 Bruno SENNA	Mahindra Racing Formula E Team	Mahindra M2ELECTRO	**2:37.613**	66.8	2
5:20.866	55 Antonio Felix DA COSTA	Team Aguri	SRT01-e	**2:36.919**	67.1	2
5:21.467	27 Robin FRIJNS	Andretti Formula E Race Team	SRT01-e	**2:36.733**	67.2	2
6:43.447	8 Nicolas PROST	Renault e.Dams	Renault Z.E 15	**1:30.000**	117.0	3
6:50.736	55 Antonio Felix DA COSTA	Team Aguri	SRT01-e	**1:29.870**	117.2	3
6:55.532	4 Stéphane SARRAZIN	Venturi Formula E Team	Venturi VM200-FE-01	**1:29.049**	118.2	3
8:11.924	8 Nicolas PROST	Renault e.Dams	Renault Z.E 15	**1:28.477**	119.0	4
9:40.230	8 Nicolas PROST	Renault e.Dams	Renault Z.E 15	**1:28.306**	119.2	5
9:41.890	23 Nick HEIDFELD	Mahindra Racing Formula E Team	Mahindra M2ELECTRO	**1:27.873**	119.8	5
9:54.634	6 Loïc DUVAL	Dragon Racing	Venturi VM200-FE-01	**1:27.661**	120.1	5
11:22.217	6 Loïc DUVAL	Dragon Racing	Venturi VM200-FE-01	**1:27.583**	120.2	6
11:45.771	11 Lucas DI GRASSI	ABT Schaeffler Audi Sport	ABT Schaeffler FE01	**1:27.037**	121.0	5
36:23.607	9 Sébastien BUEMI	Renault e.Dams	Renault Z.E 15	**1:26.056**	122.4	8
41:35.500	9 Sébastien BUEMI	Renault e.Dams	Renault Z.E 15	**1:24.582**	124.5	11
54:14.582	9 Sébastien BUEMI	Renault e.Dams	Renault Z.E 15	**1:24.150**	125.1	16

Global Partner
Julius Bär
Official Partners
MICHELIN TAGHeuer QUALCOMM DHL BMW i. VISA G.H.MUMM

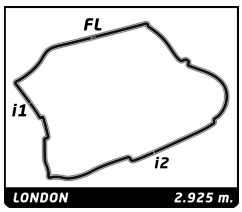

FIA Formula E Championship

Round 10 - London ePrix

Race

Analysis by lap

Official Timekeeper TAGHeuer

Lapped

Lap 1

Nr	Lap Time	Gap
8	2:32.013	
23	2:33.535	1.522
66	2:34.941	2.928
88	2:36.139	4.126
2	2:37.346	5.333
25	2:38.582	6.569
1	2:39.568	7.555
12	2:40.431	8.418
7	2:41.179	9.166
21	2:42.047	10.034
55	2:43.947	11.934
27	2:44.734	12.721
9	2:45.977	13.964
4	2:46.658	14.645
28	2:48.373	16.360
77	2:50.127	18.114
6	2:50.595	18.582

Lap 2

Nr	Lap Time	Gap
8	2:41.434	
23	2:40.832	0.920
66	2:39.989	1.483
88	2:39.718	2.410
2	2:38.813	2.712
25	2:38.177	3.312
1	2:38.594	4.715
12	2:38.134	5.118
7	2:38.002	5.734
21	2:37.613	6.213
55	2:36.919	7.419
27	2:36.733	8.020
4	2:39.825	13.036
28	2:38.790	13.716
77	2:37.549	14.229
6	2:37.583	14.731
11	5:40.311	1 Lap

Lap 3

Nr	Lap Time	Gap
8	1:30.000	
23	1:30.293	1.213
66	1:30.476	1.959
2	1:30.404	3.116
88	1:31.406	3.816
25	1:30.848	4.160
1	1:30.596	5.311
12	1:30.541	5.659
7	1:30.546	6.280
21	1:30.485	6.698
55	1:29.870	7.289
27	1:29.899	7.919
4	1:29.049	12.085
28	1:30.853	14.569
6	1:29.972	14.703
77	1:31.611	15.840
11	1:34.933	1 Lap

Lap 4

Nr	Lap Time	Gap
8	1:28.477	
23	1:29.357	2.093
66	1:29.022	2.504
2	1:29.095	3.734
25	1:30.003	5.686
88	1:30.854	6.193
1	1:30.102	6.936
12	1:30.237	7.419
7	1:30.337	8.140
21	1:30.312	8.533
55	1:30.239	9.051
27	1:30.010	9.452
4	1:29.007	12.615
6	1:28.823	15.049
77	1:30.611	17.974
28	1:32.534	18.626
11	1:33.574	1 Lap

Lap 5

Nr	Lap Time	Gap
8	1:28.306	
23	1:27.873	1.660
66	1:28.348	2.546
2	1:28.374	3.802
25	1:29.263	6.643
88	1:29.738	7.625
1	1:29.777	8.407
12	1:29.776	8.889
7	1:29.827	9.661
21	1:29.908	10.135
55	1:29.853	10.598
27	1:29.912	11.058
4	1:29.004	13.313
6	1:27.661	14.404
77	1:30.236	19.904
28	1:30.475	20.795
11	1:29.916	1 Lap

Lap 6

Nr	Lap Time	Gap
8	1:27.895	
23	1:28.173	1.938
66	1:27.933	2.584
2	1:28.494	4.401
25	1:29.124	7.872
88	1:29.046	8.776
1	1:29.341	9.853
12	1:29.243	10.237
7	1:29.081	10.847
21	1:29.197	11.437
55	1:29.534	12.237
27	1:29.542	12.705
4	1:28.306	13.724
6	1:27.583	14.092
77	1:30.848	22.857
28	1:30.893	23.793
11	1:27.037	1 Lap

Lap 7

Nr	Lap Time	Gap
8	1:27.703	
23	1:27.990	2.225
66	1:28.247	3.128
25	1:29.748	9.917
88	1:29.821	10.894
1	1:29.613	11.763
12	1:29.562	12.096
7	1:29.615	12.759
55	1:29.760	14.294
27	1:30.825	15.827
21	1:32.425	16.159
6	1:30.055	16.444
4	1:31.153	17.174
77	1:30.439	25.593
28	1:30.847	26.937
11	1:28.079	1 Lap

Lap 8

Nr	Lap Time	Gap
8	2:16.817	
23	2:15.701	1.109
66	2:15.510	1.821
25	2:11.993	5.093
88	2:12.991	7.068
1	2:13.461	8.407
12	2:14.044	9.323
7	2:14.611	10.553
55	2:15.085	12.562
27	2:14.533	13.543
21	2:14.938	14.280
6	2:15.610	15.237
4	2:15.664	16.021
77	2:08.705	17.481
28	2:10.223	20.343

Lap 9

Nr	Lap Time	Gap
8	2:40.675	
23	2:40.759	1.193
66	2:40.659	1.805
25	2:37.922	2.340
88	2:36.885	3.278
1	2:36.578	4.310
12	2:35.983	4.631
7	2:35.657	5.535
55	2:34.092	5.979
27	2:33.755	6.623
21	2:34.030	7.635
6	2:33.890	8.452
4	2:33.658	9.004
77	2:33.261	10.067
28	2:31.298	10.966

Lap 10

Nr	Lap Time	Gap
8	1:28.308	
23	1:28.513	1.398
66	1:28.490	1.987
25	1:28.414	2.446
88	1:28.820	3.790
1	1:28.757	4.759
12	1:29.195	5.518
55	1:29.817	7.488
7	1:31.112	8.339
27	1:30.884	9.199
6	1:29.465	9.609
21	1:30.854	10.181
4	1:29.956	10.652
77	1:29.959	11.718

Lap 11

Nr	Lap Time	Gap
8	1:27.657	
23	1:27.902	1.643
66	1:27.871	2.201
25	1:27.958	2.747
88	1:28.131	4.264
1	1:29.074	6.176
12	1:28.660	6.521
55	1:29.558	9.389
7	1:29.223	9.905
27	1:28.917	10.459
6	1:28.737	10.689
21	1:28.859	11.383
4	1:29.154	12.149
77	1:29.784	13.845
9	18:13.468	9 Laps

Lap 12

Nr	Lap Time	Gap
8	1:27.955	
23	1:28.675	2.363
66	1:28.638	2.884
25	1:28.684	3.476
88	1:28.661	4.970
1	1:28.938	7.159
12	1:29.072	7.638
55	1:28.570	10.004
7	1:28.528	10.478
6	1:33.725	16.459
21	1:34.648	18.076
4	1:35.659	19.853
77	1:35.618	21.508

Lap 13

Nr	Lap Time	Gap
8	3:02.184	
23	3:01.404	1.583
66	3:01.865	2.565
25	3:03.064	4.356
88	3:03.684	6.470
1	3:03.058	8.033
12	3:03.464	8.918
55	3:02.359	10.179
7	3:02.676	10.970
6	2:58.291	12.566
21	2:57.650	13.542
4	2:56.713	14.382
77	2:56.649	15.973

Lap 14

Nr	Lap Time	Gap
8	2:31.476	
23	2:31.259	1.366
66	2:30.942	2.031
25	2:29.583	2.463
88	2:28.219	3.213
1	2:27.666	4.223
12	2:27.012	4.454
55	2:26.316	5.019
7	2:26.278	5.772
6	2:25.756	6.846
21	2:25.859	7.925
4	2:25.848	8.754
77	2:25.514	10.011
9	7:01.487	11 Laps

Lap 15

Nr	Lap Time	Gap
8	1:27.226	
23	1:28.580	2.720
66	1:28.423	3.228
25	1:28.554	3.791
88	1:28.794	4.781
1	1:28.615	5.612
12	1:28.679	5.907
55	1:28.766	6.559
7	1:28.540	7.086
6	1:27.813	7.433
21	1:28.189	8.888
4	1:28.121	9.649
77	1:28.506	11.291
11	16:14.630	8 Laps
9	1:30.181	11 Laps

Lap 16

Nr	Lap Time	Gap
8	1:27.163	
23	1:29.166	4.723
66	1:29.192	5.257
25	1:29.247	5.875
88	1:29.031	6.649
1	1:28.905	7.354
12	1:29.014	7.758
55	1:28.761	8.157
7	1:28.981	8.904
6	1:28.988	9.258
21	1:28.205	9.930
4	1:28.142	10.628
77	1:28.432	12.560
11	1:37.462	8 Laps

Lap 17

Global Partner
Julius Bär
Official Partners
MICHELIN TAGHeuer QUALCOMM DHL BMW i. VISA G.H.MUMM

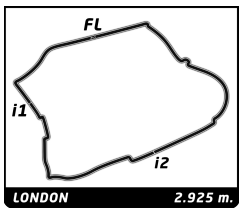

FIA Formula E Championship

Round 10 - London ePrix

Race

Analysis by lap

Official Timekeeper TAGHeuer

Lapped

Nr	Lap Time	Gap
8	1:27.179	
9	2:21.435	12 Laps
66	1:29.709	7.787
23	1:31.088	8.632
25	1:30.693	9.389
88	1:30.485	9.955
1	1:31.019	11.194
55	1:30.417	11.395
12	1:31.131	11.710
7	1:30.478	12.203
6	1:30.521	12.600
21	1:30.204	12.955
4	1:30.040	13.489
77	2:38.395	1'23.776
9	1:29.245	11 Laps
11	2:22.747	8 Laps

Lap 18

Nr	Lap Time	Gap
12	1:29.761	
8	2:38.707	57.236
66	2:37.681	1'03.997
25	2:38.961	1'06.879
23	2:40.387	1'07.548
88	2:39.891	1'08.375
55	2:39.117	1'09.041
1	2:40.214	1'09.937
7	2:39.738	1'10.470
6	2:40.017	1'11.146
21	2:40.004	1'11.488
4	2:40.268	1'12.286
77	1:36.076	1'18.381
9	1:35.758	11 Laps

Lap 19

Nr	Lap Time	Gap
8	1:30.340	
66	1:31.190	7.611
25	1:30.539	9.842
23	1:31.110	11.082
55	1:30.895	12.360
88	1:31.640	12.439
1	1:31.083	13.444
7	1:31.016	13.910
6	1:30.672	14.242
21	1:30.856	14.768
4	1:30.589	15.299
12	2:42.907	15.331
11	2:54.120	9 Laps
77	1:31.033	21.838
9	1:26.056	11 Laps

Lap 20

Nr	Lap Time	Gap
8	1:29.035	
66	1:28.504	7.080
25	1:28.625	9.432
23	1:29.151	11.198
55	1:28.538	11.863
88	1:29.157	12.561
1	1:29.464	13.873
7	1:29.516	14.391
6	1:29.536	14.743
21	1:29.581	15.314
4	1:29.442	15.706
12	1:29.868	16.164
77	1:30.960	23.763
11	1:39.631	9 Laps
9	2:19.423	11 Laps

Lap 21

Nr	Lap Time	Gap
8	1:27.565	
66	1:28.070	7.585
25	1:27.639	9.506
23	1:28.085	11.718
55	1:28.134	12.432
88	1:28.646	13.642
7	1:28.721	15.547
6	1:29.023	16.201
1	1:30.991	17.299
21	1:30.056	17.805
4	1:30.031	18.172
12	1:30.065	18.664
77	1:30.779	26.977
11	1:28.440	9 Laps
9	1:27.888	11 Laps

Lap 22

Nr	Lap Time	Gap
8	1:27.178	
66	1:28.177	8.584
25	1:27.632	9.960
23	1:28.648	13.188
55	1:28.362	13.616
88	1:28.255	14.719
7	1:27.488	15.857
6	1:27.301	16.324
1	1:29.389	19.510
21	1:29.411	20.038
4	1:29.388	20.382
12	1:29.428	20.914
77	1:31.535	31.334
11	1:50.358	9 Laps
9	1:24.582	11 Laps

Lap 23

Nr	Lap Time	Gap
8	1:27.562	
66	1:27.269	8.291
25	1:27.304	9.702
23	1:28.210	13.836
55	1:28.295	14.349
88	1:28.214	15.371
7	1:27.578	15.873
6	1:27.516	16.278
1	1:28.839	20.787
21	1:28.693	21.169
4	1:28.724	21.544
12	1:28.656	22.008
77	1:31.215	34.987
11	1:24.934	9 Laps

Lap 24

Nr	Lap Time	Gap
8	1:27.833	
66	1:27.458	7.916
25	1:27.441	9.310
23	1:28.368	14.371
55	1:28.839	15.355
88	1:28.549	16.087
7	1:28.524	16.564
6	1:28.530	16.975
1	1:28.851	21.805
21	1:29.143	22.479
4	1:29.062	22.773
12	1:30.544	24.719
77	1:30.987	38.141

Lap 25

Nr	Lap Time	Gap
8	1:27.434	
66	1:27.752	8.234
25	1:27.214	9.090
23	1:28.410	15.347
55	1:28.311	16.232
88	1:28.476	17.129
7	1:28.565	17.695
6	1:28.646	18.187
21	1:28.456	23.501
1	1:30.023	24.394
4	1:29.223	24.562
12	1:27.650	24.935
77	1:30.780	41.487

Lap 26

Nr	Lap Time	Gap
8	1:27.582	
66	1:27.224	7.876
25	1:27.326	8.834
23	1:28.080	15.845
55	1:28.037	16.687
88	1:27.989	17.536
7	1:27.980	18.093
6	1:27.868	18.473
21	1:27.900	23.819
4	1:27.455	24.435
12	1:27.729	25.082
1	1:35.474	32.286
77	1:31.059	44.964
11	4:15.283	11 Laps

Lap 27

Nr	Lap Time	Gap
8	1:27.096	
9	6:08.061	15 Laps
66	1:27.557	8.337
25	1:27.568	9.306
23	1:28.246	16.995
55	1:28.378	17.969
88	1:28.624	19.064
7	1:28.859	19.856
6	1:28.864	20.241
21	1:27.627	24.350
4	1:27.570	24.909
12	1:27.247	25.233
1	1:35.233	40.423
11	1:42.013	11 Laps
77	2:08.701	1'26.569

Lap 28

Nr	Lap Time	Gap
8	1:28.016	
9	1:32.969	15 Laps
66	1:27.720	8.041
25	1:27.721	9.011
23	1:28.114	17.093
55	1:28.276	18.229
88	1:30.438	21.486
7	1:29.757	21.597
6	1:29.661	21.886
21	1:26.892	23.226
4	1:27.038	23.931
12	1:27.192	24.409
1	1:36.001	48.408
11	1:34.635	11 Laps

Lap 29

Nr	Lap Time	Gap
8	1:27.792	
77	1:32.387	1 Lap
66	1:27.706	7.955
25	1:27.953	9.172
9	1:31.409	15 Laps
23	1:27.691	16.992
55	1:27.721	18.158
7	1:27.849	21.654
6	1:27.937	22.031
21	1:28.953	24.387
4	1:29.286	25.425
12	1:29.191	25.808
88	1:34.184	27.878
1	1:35.521	56.137
11	1:24.633	11 Laps

Lap 30

Nr	Lap Time	Gap
8	1:27.389	
77	1:29.367	1 Lap
66	1:27.776	8.342
25	1:28.070	9.853
23	1:28.194	17.797
55	1:27.626	18.395
7	1:27.625	21.890
6	1:27.649	22.291
21	1:27.494	24.492
12	1:26.983	25.402
4	1:27.820	25.856
88	1:34.286	34.775
9	2:02.493	15 Laps
1	1:33.138	1'01.886

Lap 31

Nr	Lap Time	Gap
8	1:27.516	
77	1:28.535	1 Lap
66	1:28.069	8.895
25	1:27.768	10.105
23	1:28.369	18.650
55	1:28.145	19.024
7	1:28.232	22.606
6	1:28.135	22.910
21	1:27.238	24.214
4	1:27.383	25.723
9	1:24.150	15 Laps
88	1:38.058	45.317
1	1:27.676	1'02.046

Lap 32

Nr	Lap Time	Gap
8	1:29.643	
77	1:29.102	1 Lap
66	1:28.543	7.795
25	1:28.930	9.392
23	1:28.951	17.958
55	1:29.153	18.534
12	2:50.826	1 Lap
7	1:28.953	21.916
6	1:28.956	22.223
4	1:27.635	23.715
21	1:31.038	25.609
88	1:42.725	58.399
1	1:27.415	59.818

Lap 33

Nr	Lap Time	Gap
8	1:29.492	
77	1:29.433	1 Lap
66	1:29.330	7.633
25	1:37.102	17.002
23	1:29.078	17.544
55	1:29.282	18.324
7	1:30.100	22.524
6	1:30.559	23.290
4	1:30.761	24.984
21	1:31.057	27.174
1	1:43.944	1'14.270
88	1:53.309	1'22.216
12	2:39.894	1 Lap

Global Partner
Julius Bär
Official Partners
MICHELIN TAGHeuer QUALCOMM DHL BMW i. VISA G.H.MUMM

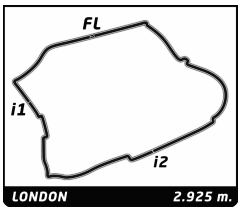

FIA Formula E Championship

Round 10 - London ePrix

Race

Handicaps Analysis

Official Timekeeper TAGHeuer

Nr.	In Time Hour	In Time Elapsed	Out Time Hour	Out Time Elapsed	Pit Time	Handicap	Gap	Window
1	**NEXTEV TCR Formula E Team** / NEXTEV TCR FormulaE 001							
1	16:36:57.105	33:21.544	16:38:09.332	34:33.771	1:12.227 (72.227)	70	2.227	
4	**Venturi Formula E Team** / Venturi VM200-FE-01							
1	16:37:00.122	33:24.561	16:38:11.720	34:36.159	1:11.598 (71.598)	70	1.598	
6	**Dragon Racing** / Venturi VM200-FE-01							
1	16:36:59.072	33:23.511	16:38:10.543	34:34.982	1:11.471 (71.471)	70	1.471	
7	**Dragon Racing** / Venturi VM200-FE-01							
1	16:36:58.611	33:23.050	16:38:09.829	34:34.268	1:11.218 (71.218)	70	1.218	
8	**Renault e.Dams** / Renault Z.E 15							
1	16:36:45.138	33:09.577	16:37:56.989	34:21.428	1:11.851 (71.851)	70	1.851	
9	**Renault e.Dams** / Renault Z.E 15							
1	16:08:52.363	5:16.802	16:24:24.688	20:49.127	15:32.325 (932.325)	70	862.325	
2	16:26:17.657	22:42.096	16:31:25.391	27:49.830	5:07.734 (307.734)	70	237.734	
3	16:34:38.172	31:02.611	16:35:18.512	31:42.951	40.340 (40.340)	70	-29.660	
4	16:41:28.618	37:53.057	16:42:08.889	38:33.328	40.271 (40.271)	70	-29.729	
5	16:46:43.723	43:08.162	16:51:09.120	47:33.559	4:25.397 (265.397)	70	195.397	
11	**ABT Schaeffler Audi Sport** / ABT Schaeffler FE01							
1	16:06:03.892	2:28.331	16:09:03.552	5:27.991	2:59.660 (179.660)	70	109.660	
2	16:18:33.660	14:58.099	16:32:53.133	29:17.572	14:19.473 (859.473)	70	789.473	
3	16:36:10.781	32:35.220	16:36:54.252	33:18.691	43.471 (43.471)	70	-26.529	
4	16:38:34.666	34:59.105	16:39:48.740	36:13.179	1:14.074 (74.074)	70	4.074	
5	16:47:58.445	44:22.884	16:50:25.522	46:49.961	2:27.077 (147.077)	70	77.077	
12	**Venturi Formula E Team** / Venturi VM200-FE-01							
1	16:38:29.953	34:54.392	16:39:42.348	36:06.787	1:12.395 (72.395)	70	2.395	
21	**Mahindra Racing Formula E Team** / Mahindra M2ELECTRO							
1	16:36:59.569	33:24.008	16:38:11.091	34:35.530	1:11.522 (71.522)	70	1.522	
23	**Mahindra Racing Formula E Team** / Mahindra M2ELECTRO							
1	16:36:55.393	33:19.832	16:38:07.020	34:31.459	1:11.627 (71.627)	70	1.627	
25	**DS Virgin Racing Formula E Team** / Virgin Racing Engineering DSV-01							
1	16:36:55.277	33:19.716	16:38:06.404	34:30.843	1:11.127 (71.127)	70	1.127	
55	**Team Aguri** / SRT01-e							
1	16:36:57.439	33:21.878	16:38:08.780	34:33.219	1:11.341 (71.341)	70	1.341	
66	**ABT Schaeffler Audi Sport** / ABT Schaeffler FE01							
1	16:36:52.132	33:16.571	16:38:03.046	34:27.485	1:10.914 (70.914)	70	0.914	
77	**Team Aguri** / SRT01-e							
1	16:35:30.208	31:54.647	16:36:41.869	33:06.308	1:11.661 (71.661)	70	1.661	
2	16:51:54.613	48:19.052	16:52:35.110	48:59.549	40.497 (40.497)	70	-29.503	
88	**NEXTEV TCR Formula E Team** / NEXTEV TCR FormulaE 001							
1	16:36:56.677	33:21.116	16:38:07.704	34:32.143	1:11.027 (71.027)	70	1.027	

CARS WITHOUT PIT STOPS DURING THE SESSION: 2, 27, 28.

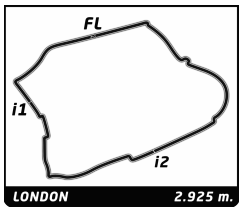

FIA Formula E Championship

Round 10 - London ePrix

Race

Analysis

Official Timekeeper TAGHeuer

Personal Best | Session Best | B Crossing the finish line in pit lane

1 Nelson PIQUET JR — BRA

NEXTEV TCR Formula E Team — NEXTEV TCR FormulaE 001

Lap	C	Time	Sector 1	Sector 2	Sector 3	Kph	Elapsed
1	A	2:39.568	24.592	53.053	1:21.923	66.0	2:39.568
2	A	2:38.594	41.511	1:09.861	47.222	66.4	5:18.162
3	A	1:30.596	16.563	33.220	40.813	116.2	6:48.758
4	A	1:30.102	16.305	33.213	40.584	116.9	8:18.860
5	A	1:29.777	16.492	32.893	40.392	117.3	9:48.637
6	A	1:29.341	16.295	32.397	40.649	117.9	11:17.978
7	A	1:29.613	16.199	32.669	40.745	117.5	12:47.591
8	A	2:13.461	16.152	40.415	1:16.894	78.9	15:01.052
9	A	2:36.578	40.847	1:08.863	46.868	67.3	17:37.630
10	A	1:28.757	16.076	32.486	40.195	118.6	19:06.387
11	A	1:29.074	16.363	32.563	40.148	118.2	20:35.461
12	A	1:28.938	15.952	32.687	40.299	118.4	22:04.399
13	A	3:03.058	18.576	1:09.197	1:35.285	57.5	25:07.457
14	A	2:27.666	44.398	57.298	45.970	71.3	27:35.123
15	A	1:28.615	16.012	32.810	39.793	118.8	29:03.738
16	A	1:28.905	16.024	32.740	40.141	118.4	30:32.643
17	A	1:31.019	16.234	32.714	42.071	115.7	32:03.662
18	B	2:40.214	15.763	32.863	1:51.588	65.7	34:43.876
19	B	1:31.083	16.728	33.485	40.870	115.6	36:14.959
20	B	1:29.464	16.098	32.508	40.858	117.7	37:44.423
21	B	1:30.991	17.365	32.839	40.787	115.7	39:15.414
22	B	1:29.389	16.126	32.804	40.459	117.8	40:44.803
23	B	1:28.839	16.289	32.376	40.174	118.5	42:13.642
24	B	1:28.851	16.037	32.748	40.066	118.5	43:42.493
25	B	1:30.023	16.055	33.065	40.903	117.0	45:12.516
26	B	1:35.474	18.072	34.362	43.040	110.3	46:47.990
27	B	1:35.233	17.042	35.117	43.074	110.6	48:23.223
28	B	1:36.001	17.162	35.740	43.099	109.7	49:59.224
29	B	1:35.521	17.513	35.289	42.719	110.2	51:34.745
30	B	1:33.138	16.678	34.568	41.892	113.1	53:07.883
31	B	1:27.676	15.900	32.018	39.758	120.1	54:35.559
32	B	1:27.415	15.520	31.561	40.334	120.5	56:02.974
33	B	1:43.944	15.981	36.393	51.570	101.3	57:46.918

2 Sam BIRD — GBR

DS Virgin Racing Formula E Team — Virgin Racing Engineering DSV-01

Lap	C	Time	Sector 1	Sector 2	Sector 3	Kph	Elapsed
1	B	2:37.346	23.930	51.752	1:21.664	66.9	2:37.346
2	B	2:38.813	41.612	1:10.431	46.770	66.3	5:16.159
3	B	1:30.404	16.579	33.271	40.554	116.5	6:46.563
4	B	1:29.095	16.361	32.409	40.325	118.2	8:15.658
5	B	1:28.374	16.029	32.304	40.041	119.2	9:44.032
6	B	1:28.494	15.897	32.350	40.247	119.0	11:12.526

4 Stéphane SARRAZIN — FRA

Venturi Formula E Team — Venturi VM200-FE-01

Lap	C	Time	Sector 1	Sector 2	Sector 3	Kph	Elapsed
1	A	2:46.658	27.065	58.629	1:20.964	63.2	2:46.658
2	A	2:39.825	42.596	1:09.791	47.438	65.9	5:26.483
3	A	1:29.049	16.401	32.582	40.066	118.2	6:55.532
4	A	1:29.007	16.054	32.694	40.259	118.3	8:24.539
5	A	1:29.004	16.041	32.745	40.218	118.3	9:53.543
6	A	1:28.306	16.032	32.420	39.854	119.2	11:21.849
7	A	1:31.153	16.712	32.554	41.887	115.5	12:53.002
8	A	2:15.664	16.163	44.043	1:15.458	77.6	15:08.666
9	A	2:33.658	40.536	1:08.321	44.801	68.5	17:42.324
10	A	1:29.956	16.063	32.260	41.633	117.1	19:12.280
11	A	1:29.154	16.285	32.605	40.264	118.1	20:41.434
12	A	1:35.659	16.098	32.864	46.697	110.1	22:17.093
13	A	2:56.713	22.656	58.215	1:35.842	59.6	25:13.806
14	A	2:25.848	44.217	57.365	44.266	72.2	27:39.654
15	A	1:28.121	15.946	32.466	39.709	119.5	29:07.775
16	A	1:28.142	15.914	32.276	39.952	119.5	30:35.917
17	A	1:30.040	16.086	32.477	41.477	116.9	32:05.957
18	B	2:40.268	16.556	32.732	1:50.980	65.7	34:46.225
19	B	1:30.589	16.524	33.258	40.807	116.2	36:16.814
20	B	1:29.442	16.228	32.592	40.622	117.7	37:46.256
21	B	1:30.031	16.709	33.124	40.198	117.0	39:16.287
22	B	1:29.388	16.161	32.724	40.503	117.8	40:45.675
23	B	1:28.724	16.154	32.404	40.166	118.7	42:14.399
24	B	1:29.062	16.262	32.506	40.294	118.2	43:43.461
25	B	1:29.223	15.940	32.810	40.473	118.0	45:12.684
26	B	1:27.455	16.380	31.879	39.196	120.4	46:40.139
27	B	1:27.570	15.802	32.094	39.674	120.2	48:07.709
28	B	1:27.038	15.845	31.788	39.405	121.0	49:34.747
29	B	1:29.286	16.104	33.460	39.722	117.9	51:04.033
30	B	1:27.820	15.797	31.942	40.081	119.9	52:31.853
31	B	1:27.383	15.840	31.928	39.615	120.5	53:59.236
32	B	1:27.635	16.253	31.789	39.593	120.2	55:26.871
33	B	1:30.761	15.993	32.191	42.577	116.0	56:57.632

6 Loïc DUVAL — FRA

Dragon Racing — Venturi VM200-FE-01

Lap	C	Time	Sector 1	Sector 2	Sector 3	Kph	Elapsed
1	B	2:50.595	29.738	59.916	1:20.941	61.7	2:50.595
2	B	2:37.583	42.307	1:08.874	46.402	66.8	5:28.178
3	B	1:29.972	16.584	33.015	40.373	117.0	6:58.150
4	B	1:28.823	17.157	32.340	39.326	118.6	8:26.973
5	B	1:27.661	16.139	32.083	39.439	120.1	9:54.634
6	B	1:27.583	15.928	32.061	39.594	120.2	11:22.217
7	B	1:30.055	16.089	31.923	42.043	116.9	12:52.272
8	B	2:15.610	16.177	44.095	1:15.338	77.6	15:07.882
9	B	2:33.890	40.520	1:08.518	44.852	68.4	17:41.772
10	B	1:29.465	15.890	32.226	41.349	117.7	19:11.237
11	B	1:28.737	16.145	32.286	40.306	118.7	20:39.974
12	B	1:33.725	16.273	32.667	44.785	112.3	22:13.699
13	B	2:58.291	19.566	1:02.885	1:35.840	59.1	25:11.990
14	B	2:25.756	44.433	57.512	43.811	72.2	27:37.746
15	B	1:27.813	16.063	31.936	39.814	119.9	29:05.559
16	B	1:28.988	16.076	32.531	40.381	118.3	30:34.547
17	B	1:30.521	16.012	32.557	41.952	116.3	32:05.068
18	A	2:40.017	16.642	32.103	1:51.272	65.8	34:45.085
19	A	1:30.672	16.747	33.080	40.845	116.1	36:15.757
20	A	1:29.536	16.271	32.467	40.798	117.6	37:45.293
21	A	1:29.023	16.718	32.957	39.348	118.3	39:14.316
22	A	1:27.301	15.907	31.845	39.549	120.6	40:41.617
23	A	1:27.516	15.931	32.046	39.539	120.3	42:09.133
24	A	1:28.530	16.235	32.138	40.157	118.9	43:37.663
25	A	1:28.646	16.112	32.453	40.081	118.8	45:06.309
26	A	1:27.868	15.956	32.124	39.788	119.8	46:34.177
27	A	1:28.864	15.990	32.266	40.608	118.5	48:03.041
28	A	1:29.661	15.992	32.081	41.588	117.4	49:32.702
29	A	1:27.937	16.516	31.996	39.425	119.7	51:00.639
30	A	1:27.649	16.048	31.877	39.724	120.1	52:28.288

Global Partner
Julius Bär
Official Partners
MICHELIN TAGHeuer QUALCOMM DHL BMW i. VISA G.H.MUMM

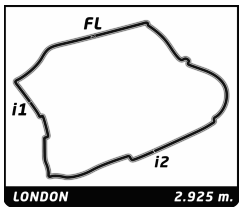

FIA Formula E Championship

Round 10 - London ePrix

Race

Analysis

Official Timekeeper TAGHeuer

Personal Best | Session Best | B Crossing the finish line in pit lane

7 Jérôme D'AMBROSIO — BEL

Dragon Racing — Venturi VM200-FE-01

Lap	C	Time	Sector 1	Sector 2	Sector 3	Kph	Elapsed
1	A	2:41.179	25.167	54.602	1:21.410	65.3	2:41.179
2	A	2:38.002	41.770	1:09.937	46.295	66.6	5:19.181
3	A	1:30.546	16.779	32.697	41.070	116.3	6:49.727
4	A	1:30.337	16.632	32.789	40.916	116.6	8:20.064
5	A	1:29.827	16.513	32.760	40.554	117.2	9:49.891
6	A	1:29.081	16.164	32.623	40.294	118.2	11:18.972
7	A	1:29.615	16.310	32.682	40.623	117.5	12:48.587
8	A	2:14.611	16.190	41.697	1:16.724	78.2	15:03.198
9	A	2:35.657	40.597	1:08.489	46.571	67.6	17:38.855
10	A	1:31.112	16.051	32.827	42.234	115.6	19:09.967
11	A	1:29.223	16.508	32.256	40.459	118.0	20:39.190
12	A	1:28.528	16.099	32.096	40.333	118.9	22:07.718
13	A	3:02.676	18.817	1:08.567	1:35.292	57.6	25:10.394
14	A	2:26.278	44.999	56.541	44.738	72.0	27:36.672
15	A	1:28.540	16.140	32.508	39.892	118.9	29:05.212
16	A	1:28.981	16.114	32.557	40.310	118.3	30:34.193
17	A	1:30.478	16.065	32.617	41.796	116.4	32:04.671
18	B	2:39.738	16.431	32.437	1:50.870	65.9	34:44.409
19	B	1:31.016	16.883	33.244	40.889	115.7	36:15.425
20	B	1:29.516	16.070	32.720	40.726	117.6	37:44.941
21	B	1:28.721	16.482	32.435	39.804	118.7	39:13.662
22	B	1:27.488	16.007	31.809	39.672	120.4	40:41.150
23	B	1:27.578	16.003	31.883	39.692	120.2	42:08.728
24	B	1:28.524	16.212	32.158	40.154	119.0	43:37.252
25	B	1:28.565	16.082	32.342	40.141	118.9	45:05.817
26	B	1:27.980	15.988	32.133	39.859	119.7	46:33.797
27	B	1:28.859	15.968	32.318	40.573	118.5	48:02.656
28	B	1:29.757	15.911	32.136	41.710	117.3	49:32.413
29	B	1:27.849	16.179	32.104	39.566	119.9	51:00.262
30	B	1:27.625	15.959	31.863	39.803	120.2	52:27.887
31	B	1:28.232	15.960	32.000	40.272	119.3	53:56.119
32	B	1:28.953	16.239	32.322	40.392	118.4	55:25.072
33	B	1:30.100	16.202	32.652	41.246	116.9	56:55.172

8 Nicolas PROST — FRA

Renault e.Dams — Renault Z.E 15

Lap	C	Time	Sector 1	Sector 2	Sector 3	Kph	Elapsed
1	A	2:32.013	21.675	49.503	1:20.835	69.3	2:32.013
2	A	2:41.434	41.989	1:12.056	47.389	65.2	5:13.447
3	A	1:30.000	16.951	32.747	40.302	117.0	6:43.447
4	A	1:28.477	16.072	32.694	39.711	119.0	8:11.924
5	A	1:28.306	16.135	32.491	39.680	119.2	9:40.230
6	A	1:27.895	16.120	32.380	39.395	119.8	11:08.125
7	A	1:27.703	15.981	32.295	39.427	120.1	12:35.828
8	A	2:16.817	15.974	38.516	1:22.327	77.0	14:52.645
9	A	2:40.675	42.289	1:11.136	47.250	65.5	17:33.320
10	A	1:28.308	16.300	32.413	39.595	119.2	19:01.628
11	A	1:27.657	16.123	32.136	39.398	120.1	20:29.285
12	A	1:27.955	16.162	32.245	39.548	119.7	21:57.240
13	A	3:02.184	16.899	1:10.631	1:34.654	57.8	24:59.424
14	A	2:31.476	44.965	1:00.422	46.089	69.5	27:30.900
15	A	1:27.226	15.822	32.050	39.354	120.7	28:58.126
16	A	1:27.163	16.196	31.715	39.252	120.8	30:25.289
17	A	1:27.179	15.924	32.042	39.213	120.8	31:52.468
18	B	2:38.707	15.947	32.301	1:50.459	66.3	34:31.175
19	B	1:30.340	16.704	33.261	40.375	116.6	36:01.515
20	B	1:29.035	16.571	32.842	39.622	118.3	37:30.550
21	B	1:27.565	16.089	32.225	39.251	120.3	38:58.115
22	B	1:27.178	15.958	32.181	39.039	120.8	40:25.293
23	B	1:27.562	15.750	32.223	39.589	120.3	41:52.855
24	B	1:27.833	15.952	32.539	39.342	119.9	43:20.688
25	B	1:27.434	16.144	32.131	39.159	120.4	44:48.122
26	B	1:27.582	16.170	32.244	39.168	120.2	46:15.704
27	B	1:27.096	15.812	32.131	39.153	120.9	47:42.800
28	B	1:28.016	16.271	32.464	39.281	119.6	49:10.816
29	B	1:27.792	16.303	32.332	39.157	119.9	50:38.608
30	B	1:27.389	16.014	32.089	39.286	120.5	52:05.997
31	B	1:27.516	15.831	32.226	39.459	120.3	53:33.513
32	B	1:29.643	16.371	32.931	40.341	117.5	55:03.156
33	B	1:29.492	16.349	32.462	40.681	117.7	56:32.648

9 Sébastien BUEMI — CHE

Renault e.Dams — Renault Z.E 15

Lap	C	Time	Sector 1	Sector 2	Sector 3	Kph	Elapsed
1	B	2:45.977	26.856	58.171	1:20.950	63.4	2:45.977
2	A	18:13.468	42.334	1:10.128	...	9.6	20:59.445
3	A	7:01.487	17.647	33.861	6:09.979	25.0	28:00.932
4	A	1:30.181	16.944	33.445	39.792	116.8	29:31.113
5	A	2:21.435	15.522	38.321	1:27.592	74.5	31:52.548
6	A	1:29.245	16.996	33.254	38.995	118.0	33:21.793
7	A	1:35.758	15.387	31.214	49.157	110.0	34:57.551
8	A	1:26.056	15.260	31.038	39.758	122.4	36:23.607
9	A	2:19.423	21.947	38.544	1:18.932	75.5	38:43.030
10	A	1:27.888	16.093	31.978	39.817	119.8	40:10.918
11	A	1:24.582	15.399	30.958	38.225	124.5	41:35.500
12	A	6:08.061	19.300	38.446	5:10.315	28.6	47:43.561
13	A	1:32.969	17.119	35.284	40.566	113.3	49:16.530
14	A	1:31.409	15.318	30.845	45.246	115.2	50:47.939
15	A	2:02.493	20.138	48.448	53.907	86.0	52:50.432
16	A	1:24.150	15.225	30.628	38.297	125.1	54:14.582

11 Lucas DI GRASSI — BRA

ABT Schaeffler Audi Sport — ABT Schaeffler FE01

Lap	C	Time	Sector 1	Sector 2	Sector 3	Kph	Elapsed
1	B	5:40.311	51.949	46.880	4:01.482	30.9	5:40.311
2	B	1:34.933	18.553	34.394	41.986	110.9	7:15.244
3	B	1:33.574	17.464	34.662	41.448	112.5	8:48.818
4	B	1:29.916	16.857	33.310	39.749	117.1	10:18.734
5	B	1:27.037	15.410	32.019	39.608	121.0	11:45.771
6	B	1:28.079	15.348	31.050	41.681	119.6	13:13.850
7	B	16:14.630	23.521	44.034	...	10.8	29:28.480
8	B	1:37.462	16.393	35.011	46.058	108.0	31:05.942
9	B	2:22.747	17.827	39.584	1:25.336	73.8	33:28.689
10	B	2:54.120	17.975	39.037	1:57.108	60.5	36:22.809
11	B	1:39.631	18.782	41.656	39.193	105.7	38:02.440
12	B	1:28.440	15.312	31.213	41.915	119.1	39:30.880
13	B	1:50.358	23.428	41.272	45.658	95.4	41:21.238
14	B	1:24.934	15.380	30.963	38.591	124.0	42:46.172
15	B	4:15.283	19.513	42.284	3:13.486	41.2	47:01.455
16	B	1:42.013	20.127	38.814	43.072	103.2	48:43.468
17	B	1:34.635	15.499	36.477	42.659	111.3	50:18.103

Global Partner
Julius Bär
Official Partners
MICHELIN TAGHeuer QUALCOMM DHL BMW i. VISA G.H.MUMM

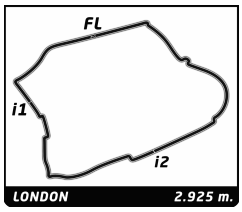

FIA Formula E Championship

Round 10 - London ePrix

Race

Analysis

Official Timekeeper TAGHeuer

Personal Best | Session Best | **B** Crossing the finish line in pit lane

Lap	C	Time	Sector 1	Sector 2	Sector 3	Kph	Elapsed
18	B	1:24.633	15.237	30.823	38.573	124.4	51:42.736

12 Mike CONWAY — GBR

Venturi Formula E Team — Venturi VM200-FE-01

Lap	C	Time	Sector 1	Sector 2	Sector 3	Kph	Elapsed
1	B	2:40.431	25.124	53.443	1:21.864	65.6	2:40.431
2	B	2:38.134	41.699	1:09.787	46.648	66.6	5:18.565
3	B	1:30.541	16.546	33.127	40.868	116.3	6:49.106
4	B	1:30.237	16.475	33.024	40.738	116.7	8:19.343
5	B	1:29.776	16.398	32.818	40.560	117.3	9:49.119
6	B	1:29.243	16.134	32.530	40.579	118.0	11:18.362
7	B	1:29.562	16.163	32.654	40.745	117.6	12:47.924
8	B	2:14.044	16.219	40.485	1:17.340	78.6	15:01.968
9	B	2:35.983	41.013	1:08.457	46.513	67.5	17:37.951
10	B	1:29.195	16.207	32.455	40.533	118.1	19:07.146
11	B	1:28.660	16.074	32.527	40.059	118.8	20:35.806
12	B	1:29.072	16.104	32.619	40.349	118.2	22:04.878
13	B	3:03.464	18.883	1:09.180	1:35.401	57.4	25:08.342
14	B	2:27.012	44.491	56.947	45.574	71.6	27:35.354
15	B	1:28.679	16.102	32.932	39.645	118.7	29:04.033
16	B	1:29.014	16.035	32.733	40.246	118.3	30:33.047
17	B	1:31.131	16.193	32.742	42.196	115.5	32:04.178
18	B	1:29.761	16.170	32.743	40.848	117.3	33:33.939
19	A	2:42.907	16.242	33.394	1:53.271	64.6	36:16.846
20	A	1:29.868	16.851	32.669	40.348	117.2	37:46.714
21	A	1:30.065	16.706	33.088	40.271	116.9	39:16.779
22	A	1:29.428	16.308	32.817	40.303	117.7	40:46.207
23	A	1:28.656	16.117	32.374	40.165	118.8	42:14.863
24	A	1:30.544	16.229	32.471	41.844	116.3	43:45.407
25	A	1:27.650	15.568	31.729	40.353	120.1	45:13.057
26	A	1:27.729	16.683	31.891	39.155	120.0	46:40.786
27	A	1:27.247	15.667	31.937	39.643	120.7	48:08.033
28	A	1:27.192	15.919	31.808	39.465	120.8	49:35.225
29	A	1:29.191	16.094	33.265	39.832	118.1	51:04.416
30	A	1:26.983	15.854	31.758	39.371	121.1	52:31.399
31	A	2:50.826	15.765	31.913	2:03.148	61.6	55:22.225
32	A	2:39.894	16.136	32.115	1:51.643	65.9	58:02.119

21 Bruno SENNA — BRA

Mahindra Racing Formula E Team — Mahindra M2ELECTRO

Lap	C	Time	Sector 1	Sector 2	Sector 3	Kph	Elapsed
1	A	2:42.047	25.635	55.449	1:20.963	65.0	2:42.047
2	A	2:37.613	41.943	1:09.652	46.018	66.8	5:19.660
3	A	1:30.485	16.695	33.015	40.775	116.4	6:50.145
4	A	1:30.312	16.742	32.754	40.816	116.6	8:20.457
5	A	1:29.908	16.488	32.869	40.551	117.1	9:50.365
6	A	1:29.197	16.126	32.673	40.398	118.1	11:19.562
7	A	1:32.425	16.144	33.000	43.281	113.9	12:51.987
8	A	2:14.938	16.213	43.311	1:15.414	78.0	15:06.925
9	A	2:34.030	40.673	1:08.107	45.250	68.4	17:40.955
10	A	1:30.854	16.052	32.363	42.439	115.9	19:11.809
11	A	1:28.859	16.126	32.534	40.199	118.5	20:40.668
12	A	1:34.648	16.113	32.932	45.603	111.3	22:15.316
13	A	2:57.650	21.486	1:00.345	1:35.819	59.3	25:12.966
14	A	2:25.859	44.344	57.441	44.074	72.2	27:38.825
15	A	1:28.189	16.337	32.252	39.600	119.4	29:07.014
16	A	1:28.205	16.002	32.341	39.862	119.4	30:35.219
17	A	1:30.204	16.150	32.450	41.604	116.7	32:05.423
18	B	2:40.004	16.566	32.464	1:50.974	65.8	34:45.427
19	B	1:30.856	16.832	33.171	40.853	115.9	36:16.283
20	B	1:29.581	16.293	32.539	40.749	117.5	37:45.864
21	B	1:30.056	16.606	33.147	40.303	116.9	39:15.920
22	B	1:29.411	16.183	32.602	40.626	117.8	40:45.331
23	B	1:28.693	16.022	32.544	40.127	118.7	42:14.024
24	B	1:29.143	16.156	32.585	40.402	118.1	43:43.167
25	B	1:28.456	15.843	32.784	39.829	119.0	45:11.623
26	B	1:27.900	16.145	32.142	39.613	119.8	46:39.523
27	B	1:27.627	15.608	32.459	39.560	120.2	48:07.150
28	B	1:26.892	15.706	31.845	39.341	121.2	49:34.042
29	B	1:28.953	16.084	33.195	39.674	118.4	51:02.995
30	B	1:27.494	15.668	32.412	39.414	120.4	52:30.489
31	B	1:27.238	15.684	32.126	39.428	120.7	53:57.727
32	B	1:31.038	18.899	32.658	39.481	115.7	55:28.765
33	B	1:31.057	16.526	32.750	41.781	115.6	56:59.822

23 Nick HEIDFELD — DEU

Mahindra Racing Formula E Team — Mahindra M2ELECTRO

Lap	C	Time	Sector 1	Sector 2	Sector 3	Kph	Elapsed
1	A	2:33.535	22.276	50.675	1:20.584	68.6	2:33.535
2	A	2:40.832	42.130	1:10.924	47.778	65.5	5:14.367
3	A	1:30.293	16.664	33.177	40.452	116.6	6:44.660
4	A	1:29.357	16.550	32.633	40.174	117.8	8:14.017
5	A	1:27.873	16.129	32.223	39.521	119.8	9:41.890
6	A	1:28.173	15.950	32.322	39.901	119.4	11:10.063
7	A	1:27.990	15.997	32.299	39.694	119.7	12:38.053
8	A	2:15.701	15.985	38.058	1:21.658	77.6	14:53.754
9	A	2:40.759	42.783	1:10.371	47.605	65.5	17:34.513
10	A	1:28.513	16.389	32.463	39.661	119.0	19:03.026
11	A	1:27.902	16.036	32.339	39.527	119.8	20:30.928
12	A	1:28.675	16.089	32.356	40.230	118.7	21:59.603
13	A	3:01.404	18.542	1:08.597	1:34.265	58.0	25:01.007
14	A	2:31.259	44.966	59.698	46.595	69.6	27:32.266
15	A	1:28.580	16.226	32.492	39.862	118.9	29:00.846
16	A	1:29.166	16.407	32.648	40.111	118.1	30:30.012
17	A	1:31.088	16.478	32.931	41.679	115.6	32:01.100
18	B	2:40.387	16.304	32.755	1:51.328	65.7	34:41.487
19	B	1:31.110	17.124	33.283	40.703	115.6	36:12.597
20	B	1:29.151	16.674	32.712	39.765	118.1	37:41.748
21	B	1:28.085	16.178	32.394	39.513	119.5	39:09.833
22	B	1:28.648	16.315	32.436	39.897	118.8	40:38.481
23	B	1:28.210	16.148	32.402	39.660	119.4	42:06.691
24	B	1:28.368	15.981	32.491	39.896	119.2	43:35.059
25	B	1:28.410	16.197	32.462	39.751	119.1	45:03.469
26	B	1:28.080	15.993	32.296	39.791	119.6	46:31.549
27	B	1:28.246	16.148	32.586	39.512	119.3	47:59.795
28	B	1:28.114	16.094	32.250	39.770	119.5	49:27.909
29	B	1:27.691	16.110	32.279	39.302	120.1	50:55.600
30	B	1:28.194	16.048	32.408	39.738	119.4	52:23.794
31	B	1:28.369	15.988	32.484	39.897	119.2	53:52.163
32	B	1:28.951	15.905	32.254	40.792	118.4	55:21.114
33	B	1:29.078	15.879	32.369	40.830	118.2	56:50.192

25 Jean-Eric VERGNE — FRA

DS Virgin Racing Formula E Team — Virgin Racing Engineering DSV-01

Lap	C	Time	Sector 1	Sector 2	Sector 3	Kph	Elapsed
1	B	2:38.582	24.283	52.641	1:21.658	66.4	2:38.582
2	B	2:38.177	41.137	1:10.220	46.820	66.6	5:16.759
3	B	1:30.848	16.537	33.179	41.132	115.9	6:47.607

Global Partner
Julius Bär
Official Partners
MICHELIN TAGHeuer QUALCOMM DHL BMW i. VISA G.H.MUMM

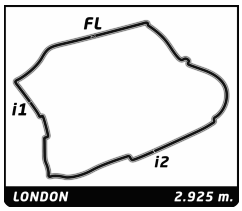

FIA Formula E Championship

Round 10 - London ePrix

Race

Analysis

Official Timekeeper TAGHeuer

Personal Best | Session Best | B Crossing the finish line in pit lane

Lap	C	Time	Sector 1	Sector 2	Sector 3	Kph	Elapsed
4	B	1:30.003	16.580	32.631	40.792	117.0	8:17.610
5	B	1:29.263	16.460	32.699	40.104	118.0	9:46.873
6	B	1:29.124	16.163	32.668	40.293	118.1	11:15.997
7	B	1:29.748	16.213	33.387	40.148	117.3	12:45.745
8	B	2:11.993	16.076	38.940	1:16.977	79.8	14:57.738
9	B	2:37.922	41.435	1:09.477	47.010	66.7	17:35.660
10	B	1:28.414	16.172	32.360	39.882	119.1	19:04.074
11	B	1:27.958	16.048	32.075	39.835	119.7	20:32.032
12	B	1:28.684	16.137	32.171	40.376	118.7	22:00.716
13	B	3:03.064	19.120	1:08.951	1:34.993	57.5	25:03.780
14	B	2:29.583	44.807	58.692	46.084	70.4	27:33.363
15	B	1:28.554	16.117	32.339	40.098	118.9	29:01.917
16	B	1:29.247	16.251	32.499	40.497	118.0	30:31.164
17	B	1:30.693	16.369	32.510	41.814	116.1	32:01.857
18	A	2:38.961	15.897	32.594	1:50.470	66.2	34:40.818
19	A	1:30.539	16.951	33.065	40.523	116.3	36:11.357
20	A	1:28.625	16.344	32.426	39.855	118.8	37:39.982
21	A	1:27.639	16.106	32.082	39.451	120.2	39:07.621
22	A	1:27.632	15.915	32.030	39.687	120.2	40:35.253
23	A	1:27.304	15.902	31.968	39.434	120.6	42:02.557
24	A	1:27.441	15.826	32.036	39.579	120.4	43:29.998
25	A	1:27.214	15.677	32.072	39.465	120.7	44:57.212
26	A	1:27.326	15.746	32.137	39.443	120.6	46:24.538
27	A	1:27.568	15.824	32.080	39.664	120.2	47:52.106
28	A	1:27.721	15.867	32.188	39.666	120.0	49:19.827
29	A	1:27.953	15.927	32.374	39.652	119.7	50:47.780
30	A	1:28.070	15.980	32.304	39.786	119.6	52:15.850
31	A	1:27.768	16.109	32.094	39.565	120.0	53:43.618
32	A	1:28.930	16.140	32.423	40.367	118.4	55:12.548
33	A	1:37.102	17.459	36.783	42.860	108.4	56:49.650

27 Robin FRIJNS — NED

Andretti Formula E Race Team — SRT01-e

Lap	C	Time	Sector 1	Sector 2	Sector 3	Kph	Elapsed
1	A	2:44.734	26.373	57.930	1:20.431	63.9	2:44.734
2	A	2:36.733	42.524	1:09.729	44.480	67.2	5:21.467
3	A	1:29.899	16.213	33.179	40.507	117.1	6:51.366
4	A	1:30.010	16.432	33.150	40.428	117.0	8:21.376
5	A	1:29.912	16.338	33.246	40.328	117.1	9:51.288
6	A	1:29.542	16.276	32.719	40.547	117.6	11:20.830
7	A	1:30.825	16.212	32.373	42.240	115.9	12:51.655
8	A	2:14.533	15.833	42.834	1:15.866	78.3	15:06.188
9	A	2:33.755	40.425	1:08.104	45.226	68.5	17:39.943
10	A	1:30.884	15.997	32.668	42.219	115.9	19:10.827
11	A	1:28.917	16.237	32.083	40.597	118.4	20:39.744

28 Simona DE SILVESTRO — CHE

Andretti Formula E Race Team — SRT01-e

Lap	C	Time	Sector 1	Sector 2	Sector 3	Kph	Elapsed
1	B	2:48.373	27.516	1:00.122	1:20.735	62.5	2:48.373
2	B	2:38.790	41.771	1:09.764	47.255	66.3	5:27.163
3	B	1:30.853	16.727	33.236	40.890	115.9	6:58.016
4	B	1:32.534	18.753	33.181	40.600	113.8	8:30.550
5	B	1:30.475	16.909	32.815	40.751	116.4	10:01.025
6	B	1:30.893	16.841	33.478	40.574	115.9	11:31.918
7	B	1:30.847	17.198	33.307	40.342	115.9	13:02.765
8	B	2:10.223	16.997	42.324	1:10.902	80.9	15:12.988
9	B	2:31.298	38.656	1:07.289	45.353	69.6	17:44.286

55 Antonio Felix DA COSTA — PRT

Team Aguri — SRT01-e

Lap	C	Time	Sector 1	Sector 2	Sector 3	Kph	Elapsed
1	B	2:43.947	26.178	56.553	1:21.216	64.2	2:43.947
2	B	2:36.919	42.143	1:09.849	44.927	67.1	5:20.866
3	B	1:29.870	16.192	33.086	40.592	117.2	6:50.736
4	B	1:30.239	16.690	32.843	40.706	116.7	8:20.975
5	B	1:29.853	16.407	32.903	40.543	117.2	9:50.828
6	B	1:29.534	16.300	32.427	40.807	117.6	11:20.362
7	B	1:29.760	16.119	32.655	40.986	117.3	12:50.122
8	B	2:15.085	16.099	42.628	1:16.358	78.0	15:05.207
9	B	2:34.092	40.404	1:07.939	45.749	68.3	17:39.299
10	B	1:29.817	15.943	32.939	40.935	117.2	19:09.116
11	B	1:29.558	16.110	33.025	40.423	117.6	20:38.674
12	B	1:28.570	15.980	32.409	40.181	118.9	22:07.244
13	B	3:02.359	17.985	1:09.050	1:35.324	57.7	25:09.603
14	B	2:26.316	44.978	56.111	45.227	72.0	27:35.919
15	B	1:28.766	16.317	32.534	39.915	118.6	29:04.685
16	B	1:28.761	16.099	32.408	40.254	118.6	30:33.446
17	B	1:30.417	16.217	32.750	41.450	116.5	32:03.863
18	A	2:39.117	16.160	32.612	1:50.345	66.2	34:42.980
19	A	1:30.895	16.601	33.124	41.170	115.8	36:13.875
20	A	1:28.538	16.122	32.331	40.085	118.9	37:42.413
21	A	1:28.134	16.038	32.344	39.752	119.5	39:10.547
22	A	1:28.362	15.996	32.440	39.926	119.2	40:38.909
23	A	1:28.295	16.079	32.373	39.843	119.3	42:07.204
24	A	1:28.839	16.301	32.400	40.138	118.5	43:36.043
25	A	1:28.311	16.210	32.335	39.766	119.2	45:04.354
26	A	1:28.037	15.979	32.046	40.012	119.6	46:32.391
27	A	1:28.378	15.960	32.465	39.953	119.1	48:00.769
28	A	1:28.276	16.028	32.072	40.176	119.3	49:29.045
29	A	1:27.721	16.087	31.956	39.678	120.0	50:56.766
30	A	1:27.626	15.916	32.065	39.645	120.2	52:24.392
31	A	1:28.145	16.002	32.172	39.971	119.5	53:52.537
32	A	1:29.153	16.083	32.069	41.001	118.1	55:21.690
33	A	1:29.282	16.015	32.031	41.236	117.9	56:50.972

66 Daniel ABT — DEU

ABT Schaeffler Audi Sport — ABT Schaeffler FE01

Lap	C	Time	Sector 1	Sector 2	Sector 3	Kph	Elapsed
1	A	2:34.941	22.759	51.266	1:20.916	68.0	2:34.941
2	A	2:39.989	41.998	1:10.460	47.531	65.8	5:14.930
3	A	1:30.476	16.879	33.049	40.548	116.4	6:45.406
4	A	1:29.022	16.425	32.324	40.273	118.3	8:14.428
5	A	1:28.348	16.341	32.274	39.733	119.2	9:42.776
6	A	1:27.933	16.177	32.105	39.651	119.8	11:10.709
7	A	1:28.247	16.262	32.016	39.969	119.3	12:38.956
8	A	2:15.510	16.300	38.042	1:21.168	77.7	14:54.466
9	A	2:40.659	43.358	1:09.897	47.404	65.5	17:35.125
10	A	1:28.490	16.266	32.268	39.956	119.0	19:03.615
11	A	1:27.871	15.929	32.123	39.819	119.8	20:31.486
12	A	1:28.638	16.061	32.126	40.451	118.8	22:00.124
13	A	3:01.865	19.106	1:08.438	1:34.321	57.9	25:01.989
14	A	2:30.942	45.187	59.298	46.457	69.8	27:32.931
15	A	1:28.423	15.983	32.255	40.185	119.1	29:01.354
16	A	1:29.192	16.252	32.564	40.376	118.1	30:30.546
17	A	1:29.709	16.306	32.818	40.585	117.4	32:00.255
18	B	2:37.681	15.937	32.109	1:49.635	66.8	34:37.936

Global Partner
Julius Bär
Official Partners
MICHELIN TAGHeuer QUALCOMM DHL BMW i. VISA G.H.MUMM

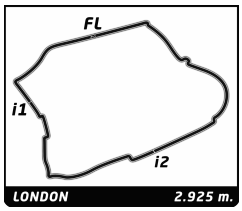

FIA Formula E Championship

Round 10 - London ePrix

Race

Analysis

Official Timekeeper TAGHeuer

Personal Best | Session Best | **B** Crossing the finish line in pit lane

Lap	C	Time	Sector 1	Sector 2	Sector 3	Kph	Elapsed
19	B	1:31.190	17.396	33.629	40.165	115.5	36:09.126
20	B	1:28.504	16.405	32.414	39.685	119.0	37:37.630
21	B	1:28.070	16.124	32.312	39.634	119.6	39:05.700
22	B	1:28.177	15.966	32.377	39.834	119.4	40:33.877
23	B	1:27.269	15.921	31.744	39.604	120.7	42:01.146
24	B	1:27.458	15.837	32.000	39.621	120.4	43:28.604
25	B	1:27.752	15.979	32.032	39.741	120.0	44:56.356
26	B	1:27.224	15.937	31.958	39.329	120.7	46:23.580
27	B	1:27.557	15.919	32.105	39.533	120.3	47:51.137
28	B	1:27.720	16.070	32.011	39.639	120.0	49:18.857
29	B	1:27.706	15.886	32.114	39.706	120.1	50:46.563
30	B	1:27.776	16.088	31.935	39.753	120.0	52:14.339
31	B	1:28.069	16.023	32.257	39.789	119.6	53:42.408
32	B	1:28.543	16.093	32.219	40.231	118.9	55:10.951
33	B	1:29.330	16.231	32.568	40.531	117.9	56:40.281

77 Qing Hua MA — CHN

Team Aguri — SRT01-e

Lap	C	Time	Sector 1	Sector 2	Sector 3	Kph	Elapsed
1	A	2:50.127	27.923	1:00.844	1:21.360	61.9	2:50.127
2	A	2:37.549	40.793	1:09.777	46.979	66.8	5:27.676
3	A	1:31.611	16.793	33.806	41.012	114.9	6:59.287
4	A	1:30.611	16.557	33.223	40.831	116.2	8:29.898
5	A	1:30.236	16.263	33.027	40.946	116.7	10:00.134
6	A	1:30.848	16.363	33.435	41.050	115.9	11:30.982
7	A	1:30.439	16.449	33.141	40.849	116.4	13:01.421
8	A	2:08.705	16.713	41.986	1:10.006	81.8	15:10.126
9	A	2:33.261	40.344	1:07.734	45.183	68.7	17:43.387
10	A	1:29.959	16.235	32.980	40.744	117.1	19:13.346
11	A	1:29.784	16.333	33.190	40.261	117.3	20:43.130
12	A	1:35.618	16.457	33.095	46.066	110.1	22:18.748
13	A	2:56.649	25.637	54.688	1:36.324	59.6	25:15.397
14	A	2:25.514	43.694	57.311	44.509	72.4	27:40.911
15	A	1:28.506	15.875	32.781	39.850	119.0	29:09.417
16	A	1:28.432	16.033	32.826	39.573	119.1	30:37.849
17	B	2:38.395	15.773	32.700	1:49.922	66.5	33:16.244
18	B	1:36.076	17.590	33.982	44.504	109.6	34:52.320
19	B	1:31.033	16.482	33.424	41.127	115.7	36:23.353
20	B	1:30.960	16.952	33.254	40.754	115.8	37:54.313
21	B	1:30.779	16.286	33.207	41.286	116.0	39:25.092
22	B	1:31.535	16.800	33.311	41.424	115.0	40:56.627
23	B	1:31.215	16.913	33.292	41.010	115.4	42:27.842
24	B	1:30.987	16.653	33.423	40.911	115.7	43:58.829
25	B	1:30.780	16.454	33.376	40.950	116.0	45:29.609
26	B	1:31.059	16.890	33.069	41.100	115.6	47:00.668
27	B	2:08.701	16.193	33.232	1:19.276	81.8	49:09.369
28	B	1:32.387	16.290	35.154	40.943	114.0	50:41.756
29	B	1:29.367	16.423	32.859	40.085	117.8	52:11.123
30	B	1:28.535	16.044	32.589	39.902	118.9	53:39.658
31	B	1:29.102	15.853	32.430	40.819	118.2	55:08.760
32	B	1:29.433	15.889	32.396	41.148	117.7	56:38.193

88 Oliver TURVEY — GBR

NEXTEV TCR Formula E Team — NEXTEV TCR FormulaE 001

Lap	C	Time	Sector 1	Sector 2	Sector 3	Kph	Elapsed
1	B	2:36.139	23.497	51.429	1:21.213	67.4	2:36.139
2	B	2:39.718	42.001	1:10.577	47.140	65.9	5:15.857
3	B	1:31.406	16.564	33.275	41.567	115.2	6:47.263
4	B	1:30.854	16.346	32.847	41.661	115.9	8:18.117
5	B	1:29.738	16.484	32.967	40.287	117.3	9:47.855
6	B	1:29.046	16.292	32.542	40.212	118.3	11:16.901
7	B	1:29.821	16.271	33.059	40.491	117.2	12:46.722
8	B	2:12.991	16.231	39.697	1:17.063	79.2	14:59.713
9	B	2:36.885	40.873	1:08.859	47.153	67.1	17:36.598
10	B	1:28.820	16.193	32.400	40.227	118.6	19:05.418
11	B	1:28.131	16.067	32.192	39.872	119.5	20:33.549
12	B	1:28.661	16.276	32.344	40.041	118.8	22:02.210
13	B	3:03.684	18.747	1:09.628	1:35.309	57.3	25:05.894
14	B	2:28.219	44.380	57.840	45.999	71.0	27:34.113
15	B	1:28.794	16.298	32.428	40.068	118.6	29:02.907
16	B	1:29.031	16.182	32.420	40.429	118.3	30:31.938
17	B	1:30.485	16.350	32.532	41.603	116.4	32:02.423
18	A	2:39.891	16.129	32.641	1:51.121	65.9	34:42.314
19	A	1:31.640	16.854	33.104	41.682	114.9	36:13.954
20	A	1:29.157	16.410	32.555	40.192	118.1	37:43.111
21	A	1:28.646	16.243	32.280	40.123	118.8	39:11.757
22	A	1:28.255	15.992	32.324	39.939	119.3	40:40.012
23	A	1:28.214	16.085	32.445	39.684	119.4	42:08.226
24	A	1:28.549	16.107	32.306	40.136	118.9	43:36.775
25	A	1:28.476	16.076	32.347	40.053	119.0	45:05.251
26	A	1:27.989	15.928	32.025	40.036	119.7	46:33.240
27	A	1:28.624	15.958	32.497	40.169	118.8	48:01.864
28	A	1:30.438	16.046	32.065	42.327	116.4	49:32.302
29	A	1:34.184	17.455	34.479	42.250	111.8	51:06.486
30	A	1:34.286	16.906	34.462	42.918	111.7	52:40.772
31	A	1:38.058	17.164	34.906	45.988	107.4	54:18.830
32	A	1:42.725	19.041	36.757	46.927	102.5	56:01.555
33	A	1:53.309	20.457	40.104	52.748	92.9	57:54.864

Global Partner
Julius Bär
Official Partners
MICHELIN TAGHeuer QUALCOMM DHL BMW i. VISA G.H.MUMM

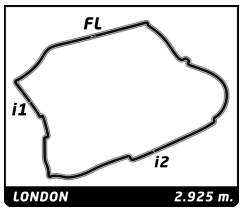

Round 10 - London ePrix

FIA Formula E Championship

Race

Weather Report

Official Timekeeper TAGHeuer

Air Temperature

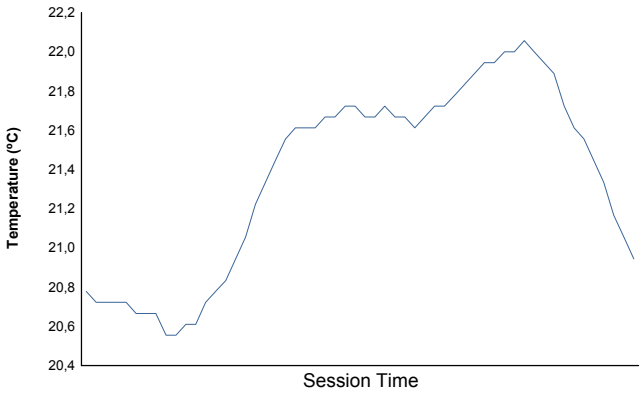

Track Temperature

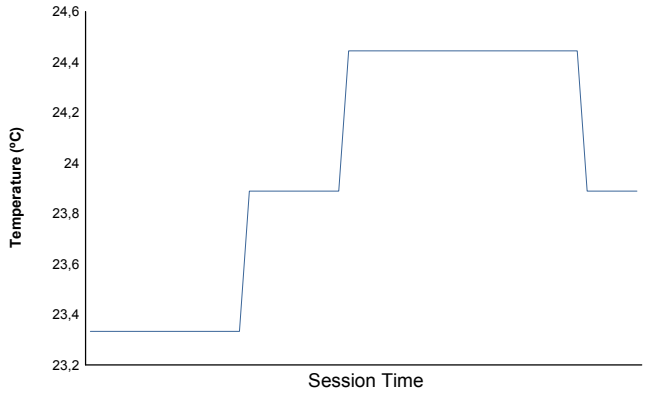

Humidity

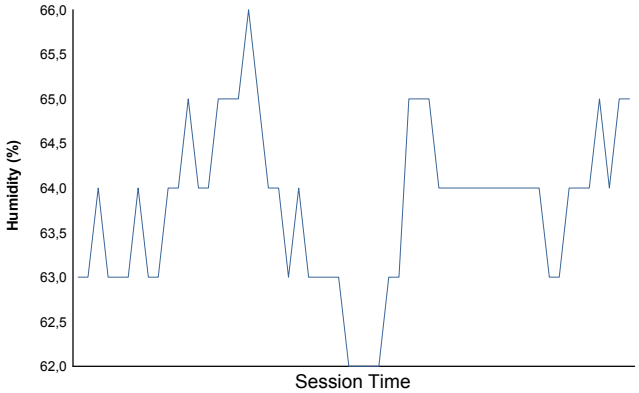

Pressure

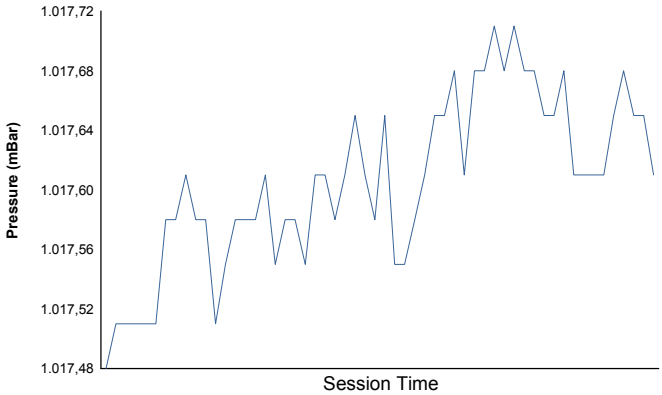

Wind Speed

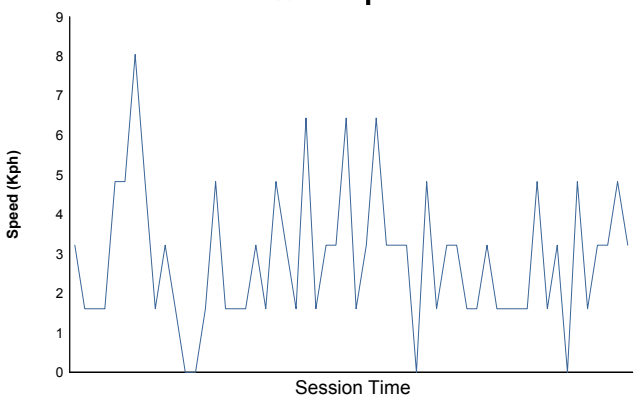

Wind direction

North = 0º/360º Est = 90º South = 180º West= 270º

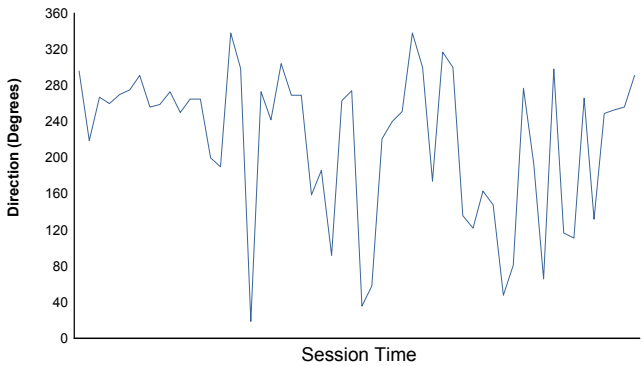

Track Status: **DRY**

Global Partner

Julius Bär

Official Partners

MICHELIN TAGHeuer QUALCOMM DHL BMW i. VISA G.H.MUMM