

FIA Formula E Championship

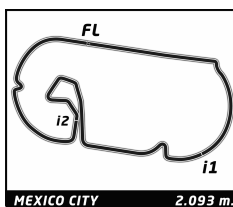
Round 4 - Mexico City ePrix

Non Qualifying Practice 2

Analysis

Official Timekeeper

Lap	C	Time	Sector 1	Sector 2	Sector 3	Kph	Elapsed	Lap	Time	Sector 1	Sector 2	Sector 3	Kph	Elapsed	
2		Sam BIRD GBR													
		DS Virgin Racing						DS Virgin DSV-02							
1	A	2:12.958	1:20.326	32.070	20.562	56.7	2:12.958	1	B	2:08.312	1:16.011	30.676	21.625	58.7	2:08.312
2	A	1:06.985	17.471	30.079	19.435	112.5	3:19.943	2	B	1:04.375	15.622	28.976	19.777	117.0	3:12.687
3	A	1:03.363	14.746	29.434	19.183	118.9	4:23.306	3	B	1:09.680	15.413	32.793	21.474	108.1	4:22.367
4	A	1:08.280	15.224	29.561	23.495	110.4	5:31.586	4	B	1:04.122	15.516	29.048	19.558	117.5	5:26.489
5	A	1:08.244	18.714	29.790	19.740	110.4	6:39.830	5	B	1:08.825	15.280	29.253	24.292	109.5	6:35.314
6	A	1:06.713	15.154	29.081	22.478	112.9	7:46.543	6	B	1:10.233 B	15.457	29.563	25.213	107.3	7:45.547
7	A	1:15.067	25.346	29.824	19.897	100.4	9:01.610	7	A	2:10.349	1:09.060	36.804	24.485	57.8	9:55.896
8	A	1:04.059	15.195	29.175	19.689	117.6	10:05.669	8	A	1:25.527	16.125	34.206	35.196	88.1	11:21.423
9	A	1:05.305	15.887	29.399	20.019	115.4	11:10.974	9	A	1:03.093	14.741	28.777	19.575	119.4	12:24.516
10	A	1:04.727	15.715	29.278	19.734	116.4	12:15.701	10	A	1:02.839	14.793	28.780	19.266	119.9	13:27.355
11	A	1:09.733 B	15.582	29.434	24.717	108.1	13:25.434	11	A	1:11.642	16.672	33.797	21.173	105.2	14:38.997
12	B	9:06.604	8:15.163	31.185	20.256	13.8	22:32.038	12	A	1:04.314	15.255	29.358	19.701	117.2	15:43.311
13	B	1:11.760	16.788	33.067	21.905	105.0	23:43.798	13	A	1:12.334	15.500	35.315	21.519	104.2	16:55.645
14	B	1:03.194	14.963	28.842	19.389	119.2	24:46.992	14	A	1:06.262	15.767	30.188	20.307	113.7	18:01.907
15	B	1:06.885	16.036	31.008	19.841	112.7	25:53.877	15	A	1:05.618	16.112	29.609	19.897	114.8	19:07.525
16	B	1:04.053	15.215	29.236	19.602	117.6	26:57.930	16	A	1:17.873	28.131	29.832	19.910	96.8	20:25.398
17	B	1:11.032	16.915	33.360	20.757	106.1	28:08.962	17	A	1:11.464 B	16.056	30.100	25.308	105.4	21:36.862
18	B	1:03.909	15.108	29.120	19.681	117.9	29:12.871	18	B	2:59.401	2:07.280	31.467	20.654	42.0	24:36.263
19	B	1:12.924	20.485	32.408	20.031	103.3	30:25.795	19	B	1:05.613	16.067	29.334	20.212	114.8	25:41.876
3		Nelson PIQUET JR BRA													
		NEXTEV NIO						NextEV TCR Formula 002							
1	B	3:02.095	2:08.318	32.458	21.319	41.4	3:02.095	20	B	1:05.068	15.677	29.443	19.948	115.8	26:46.944
2	B	1:12.458	15.897	36.330	20.231	104.0	4:14.553	21	B	1:11.745	18.284	32.828	20.633	105.0	27:58.689
3	B	1:03.339	14.808	29.140	19.391	119.0	5:17.892	22	B	1:06.029	16.184	29.725	20.120	114.1	29:04.718
4	B	1:11.348	16.934	34.063	20.351	105.6	6:29.240	23	B	1:07.607	17.816	29.725	20.066	111.4	30:12.325
5	B	1:05.314	15.640	29.617	20.057	115.4	7:34.554								
6	B	1:05.397	15.604	29.789	20.004	115.2	8:39.951								
7	B	1:05.236	15.464	29.967	19.805	115.5	9:45.187								
8	B	1:05.249	15.475	29.674	20.100	115.5	10:50.436								
9	B	1:12.295	17.085	32.777	22.433	104.2	12:02.731								
10	B	1:11.125	15.452	31.778	23.895	105.9	13:13.856								
11	B	1:04.408	15.102	29.547	19.759	117.0	14:18.264								
12	B	1:17.950 B	24.589	29.495	23.866	96.7	15:36.214								
13	A	8:29.287	7:32.672	35.251	21.364	14.8	24:05.501								
14	A	1:06.522	15.799	30.896	19.827	113.3	25:12.023								
15	A	1:02.813	14.770	28.731	19.312	120.0	26:14.836								
16	A	1:11.314 B	15.945	30.933	24.436	105.7	27:26.150								
4		Stéphane SARRAZIN FRA													
		Venturi Formula E Team						Venturi VM200-FE-02							
1	B	1:55.372 B	41.169	46.729	27.474	65.3	1:55.372	1	A	1:31.657 B	24.881	36.379	30.397	82.2	1:31.657
2	A	9:38.936	8:49.008	30.167	19.761	13.0	11:34.308	2	A	2:58.336	2:06.708	31.216	20.412	42.3	4:29.993
3	A	1:06.737	15.834	30.254	20.649	112.9	12:41.045	3	A	1:06.884	15.304	31.900	19.680	112.7	5:36.877
4	A	1:02.915	14.717	28.787	19.411	119.8	13:43.960	4	A	1:03.829	15.237	28.995	19.597	118.0	6:40.706
5	A	1:04.370	15.053	29.614	19.703	117.1	14:48.330	5	A	1:09.249	18.295	30.062	20.892	108.8	7:49.955
6	A	1:04.872	15.379	29.350	20.143	116.1	15:53.202	6	A	1:07.563	17.927	29.759	19.877	111.5	8:57.518
7	A	1:05.220	15.725	29.632	19.863	115.5	16:58.422	7	A	1:05.239	15.133	29.055	21.051	115.5	10:02.757
8	A	1:04.935	15.719	29.402	19.814	116.0	18:03.357	8	A	1:09.899 B	15.266	29.292	25.341	107.8	11:12.656
9	A	1:05.074	15.688	29.618	19.768	115.8	19:08.431								
10	A	1:05.527	15.895	29.752	19.880	115.0	20:13.958								
11	A	1:04.145	15.354	29.061	19.730	117.5	21:18.103								
12	A	1:09.097 B	15.278	29.457	24.362	109.0	22:27.200								
5		Maro ENGEL DEU													
		Venturi Formula E Team						Venturi VM200-FE-02							
1	B	2:08.312	1:16.011	30.676	21.625	58.7	2:08.312								
2	B	1:04.375	15.622	28.976	19.777	117.0	3:12.687								
3	B	1:09.680	15.413	32.793	21.474	108.1	4:22.367								
4	B	1:04.122	15.516	29.048	19.558	117.5	5:26.489								
5	B	1:08.825	15.280	29.253	24.292	109.5	6:35.314								
6	B	1:10.233 B	15.457	29.563	25.213	107.3	7:45.547								
7	A	2:10.349	1:09.060	36.804	24.485	57.8	9:55.896								
8	A	1:25.527	16.125	34.206	35.196	88.1	11:21.423								
9	A	1:03.093	14.741	28.777	19.575	119.4	12:24.516								
10	A	1:02.839	14.793	28.780	19.266	119.9	13:27.355								
11	A	1:11.642	16.672	33.797	21.173	105.2	14:38.997								
12	A	1:04.314	15.255	29.358	19.701	117.2	15:43.311								
13	A	1:12.334	15.500	35.315	21.519	104.2	16:55.645								
14	A	1:06.262	15.767	30.188	20.307	113.7	18:01.907								
15	A	1:05.618	16.112	29.609	19.897	114.8	19:07.525								
16	A	1:17.873	28.131	29.832	19.910	96.8	20:25.398								
17	A	1:11.464 B	16.056	30.100	25.308	105.4	21:36.862								
18	B	2:59.401	2:07.280	31.467	20.654	42.0	24:36.263								
19	B	1:05.613	16.067	29.334	20.212	114.8	25:41.876								
20	B	1:05.068	15.677	29.443	19.948	115.8	26:46.944								
21	B	1:11.745	18.284	32.828	20.633	105.0	27:58.689								
22	B	1:06.029	16.184	29.725	20.120	114.1	29:04.718								
23	B	1:07.607	17.816	29.725	20.066	111.4	30:12.325								
6		Loïc DUVAL FRA													
		Faraday Future Dragon Racing						Penske 701-EV							
1	B	1:38.861 B	29.656	39.217	29.988	76.2	1:38.861								
2	B	3:13.053	2:13.483	34.767	24.803	39.0	4:51.914								
3	B	1:03.539	15.345	28.625	19.569	118.6	5:55.453								



FIA Formula E Championship

Round 4 - Mexico City ePrix

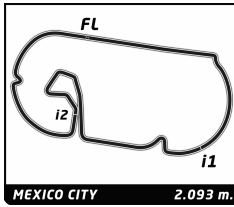
Non Qualifying Practice 2

Analysis

Official Timekeeper TAGHeuer

■ Personal Best ■ Session Best ■ Crossing the finish line in pit lane

Lap	C	Time	Sector 1	Sector 2	Sector 3	Kph	Elapsed	Lap	Time	Sector 1	Sector 2	Sector 3	Kph	Elapsed	
8 Nicolas PROST FRA															
Renault e.dams								Renault Z.E. 16							
1	B	1:08.600	17.283	30.500	20.817	109.8	1:08.600	1	B	1:11.265	20.039	30.888	20.338	105.7	1:11.265
2	B	1:09.614	15.540	31.966	22.108	108.2	2:18.214	2	B	1:12.097	16.000	31.392	24.705	104.5	2:23.362
3	B	1:03.511	14.925	29.122	19.464	118.6	3:21.725	3	B	1:02.905	14.735	28.846	19.324	119.8	3:26.267
4	B	1:10.727	15.875	30.394	24.458	106.5	4:32.452	4	B	1:10.449	15.834	29.812	24.803	107.0	4:36.716
5	B	7:17.356	6:28.185	29.430	19.741	17.2	11:49.808	5	A	5:42.109	4:52.166	30.130	19.813	22.0	10:18.825
6	B	1:08.098	15.598	32.796	19.704	110.6	12:57.906	6	A	1:04.807	15.901	29.061	19.845	116.3	11:23.632
7	B	1:04.455	15.575	29.098	19.782	116.9	14:02.361	7	A	1:04.614	15.760	29.125	19.729	116.6	12:28.246
8	B	1:08.658	16.277	32.632	19.749	109.7	15:11.019	8	A	1:08.165	15.355	31.048	21.762	110.5	13:36.411
9	B	1:04.286	15.185	29.156	19.945	117.2	16:15.305	9	A	1:04.210	15.279	28.895	20.036	117.3	14:40.621
10	B	1:04.349	15.299	29.199	19.851	117.1	17:19.654	10	A	1:04.178	15.195	29.252	19.731	117.4	15:44.799
11	B	1:13.449	16.699	32.634	24.116	102.6	18:33.103	11	A	1:04.080	15.203	29.147	19.730	117.6	16:48.879
12	A	5:47.889	4:54.158	33.006	20.725	21.7	24:20.992	12	A	1:06.150	15.231	29.890	21.029	113.9	17:55.029
13	A	1:06.921	15.742	31.142	20.037	112.6	25:27.913	13	A	1:09.967	15.441	30.153	24.373	107.7	19:04.996
14	A	1:02.997	14.627	29.221	19.149	119.6	26:30.910	14	B	6:08.936	5:18.101	30.686	20.149	20.4	25:13.932
15	A	1:07.522	17.409	30.293	19.820	111.6	27:38.432	15	B	1:10.558	16.045	32.624	21.889	106.8	26:24.490
16	A	1:04.904	15.173	29.659	20.072	116.1	28:43.336	16	B	1:02.275	14.598	28.547	19.130	121.0	27:26.765
17	A	1:04.114	15.322	29.212	19.580	117.5	29:47.450	17	B	1:05.303	15.188	28.858	21.257	115.4	28:32.068
18	A	1:04.571	15.284	29.369	19.918	116.7	30:52.021	18	B	1:04.615	15.794	29.092	19.729	116.6	29:36.683
19	B	1:09.032	18.955	30.009	20.068	109.1	30:21.503	19	B	1:08.037	16.543	30.854	20.640	110.7	30:44.720
9 Sébastien BUEMI CHE															
Renault e.dams								Renault Z.E. 16							
1	B	1:09.975	18.565	30.535	20.875	107.7	1:09.975	1	A	3:17.273	2:17.063	37.531	22.679	38.2	3:17.273
2	B	1:09.700	15.978	30.700	23.022	108.1	2:19.675	2	A	1:29.000	16.815	50.390	21.795	84.7	4:46.273
3	B	1:04.346	15.558	29.159	19.629	117.1	3:24.021	3	A	1:03.760	15.186	28.932	19.642	118.2	5:50.033
4	B	1:05.379	15.448	29.614	20.317	115.2	4:29.400	4	A	1:20.601	17.545	39.460	23.596	93.5	7:10.634
5	B	1:03.866	15.293	29.053	19.520	118.0	5:33.266	5	A	1:04.369	15.123	29.443	19.803	117.1	8:15.003
6	B	1:05.860	15.516	30.198	20.146	114.4	6:39.126	6	A	1:04.622	15.161	29.101	20.360	116.6	9:19.625
7	B	1:03.929	15.377	28.844	19.708	117.9	7:43.055	7	A	1:22.583	19.568	42.367	20.648	91.2	10:42.208
8	B	1:06.402	15.138	28.788	22.476	113.5	8:49.457	8	A	1:16.356	15.343	39.365	21.648	98.7	11:58.564
9	B	1:08.987	15.264	29.138	24.585	109.2	9:58.444	9	A	1:10.738	15.355	31.904	23.479	106.5	13:09.302
10	B	5:44.177	4:52.177	31.776	20.224	21.9	15:42.621	10	A	1:06.348	14.693	31.181	20.474	113.6	14:15.650
11	B	1:03.891	15.197	29.037	19.657	117.9	16:46.512	11	A	1:07.663	15.259	29.073	23.331	111.4	15:23.313
12	B	1:03.423	15.058	28.816	19.549	118.8	17:49.935	12	A	1:05.279	15.692	29.513	20.074	115.4	16:28.592
13	B	1:16.709	17.855	38.548	20.306	98.2	19:06.644	13	A	1:08.771	15.376	29.316	24.079	109.6	17:37.363
14	B	1:03.451	15.025	28.782	19.644	118.7	20:10.095	14	B	6:47.925	5:47.401	38.841	21.683	18.5	24:25.288
15	B	1:11.929	16.865	30.588	24.476	104.8	21:22.024	15	B	1:12.586	16.781	34.694	21.111	103.8	25:37.874
16	A	4:09.569	3:15.807	32.768	20.994	30.2	25:31.593	16	B	1:04.408	15.307	29.276	19.825	117.0	26:42.282
17	A	1:07.169	16.093	30.981	20.095	112.2	26:38.762	17	B	1:21.500	17.530	41.902	22.068	92.5	28:03.782
18	A	1:02.164	14.571	28.467	19.126	121.2	27:40.926	18	B	1:03.941	15.130	29.182	19.629	117.8	29:07.723
19	A	1:12.766	17.176	34.626	20.964	103.5	28:53.692	19	B	1:26.622	18.827	41.729	26.066	87.0	30:34.345
20	A	1:03.209	14.970	28.714	19.525	119.2	29:56.901	20	A	1:04.386	15.335	29.193	19.858	117.0	12:13.048
21	A	1:16.328	18.435	35.608	22.285	98.7	31:13.229								
11 Lucas DI GRASSI BRA															
ABT Schaeffler Audi Sport								ABT Schaeffler FE02							
1	B	1:11.265	17.283	30.500	20.817	109.8	1:08.600	1	B	1:11.265	20.039	30.888	20.338	105.7	1:11.265
2	B	1:12.097	16.000	31.392	24.705	104.5	2:23.362	2	B	1:12.097	16.000	31.392	24.705	104.5	2:23.362
3	B	1:02.905	14.735	28.846	19.324	119.8	3:26.267	3	B	1:02.905	14.735	28.846	19.324	119.8	3:26.267
4	B	1:10.449	15.834	29.812	24.803	107.0	4:36.716	4	B	1:10.449	15.834	29.812	24.803	107.0	4:36.716
5	A	5:42.109	4:52.166	30.130	19.813	22.0	10:18.825	5	A	5:42.109	4:52.166	30.130	19.813	22.0	10:18.825
6	A	1:04.807	15.901	29.061	19.845	116.3	11:23.632	6	A	1:04.807	15.901	29.061	19.845	116.3	11:23.632
7	A	1:04.614	15.760	29.125	19.729	116.6	12:28.246	7	A	1:04.614	15.760	29.125	19.729	116.6	12:28.246
8	A	1:08.165	15.355	31.048	21.762	110.5	13:36.411	8	A	1:08.165	15.355	31.048	21.762	110.5	13:36.411
9	A	1:04.210	15.279	28.895	20.036	117.3	14:40.621	9	A	1:04.210	15.279	28.895	20.036	117.3	14:40.621
10	A	1:04.178	15.195	29.252	19.731	117.4	15:44.799	10	A	1:04.178	15.195	29.252	19.731	117.4	15:44.799
11	A	1:04.080	15.203	29.147	19.730	117.6	16:48.879	11	A	1:04.080	15.203	29.147	19.730	117.6	16:48.879
12	A	1:06.150	15.231	29.890	21.029	113.9	17:55.029	12	A	1:06.150	15.231	29.890	21.029	113.9	17:55.029
13	A	1:09.967	15.441	30.153	24.373	107.7	19:04.996	13	A	1:09.967	15.441	30.153	24.373	107.7	19:04.996
14	B	6:08.936	5:18.101	30.686	20.149	20.4	25:13.932	14	B	6:08.936	5:18.101	30.686	20.149	20.4	25:13.932
15	B	1:10.558	16.045	32.624	21.889	106.8	26:24.490	15	B	1:10.558	16.045	32.624	21.889	106.8	26:24.490
16	B	1:02.275	14.598	28.547	19.130	121.0	27:26.765	16	B	1:02.275	14.598	28.547	19.130	121.0	27:26.765
17	B	1:05.303	15.188	28.858	21.257	115.4	28:32.068	17	B	1:05.303	15.188	28.858	21.257	115.4	28:32.068
18	B	1:04.615	15.794	29.092	19.729	116.6	29:36.683	18	B	1:04.615	15.794	29.092	19.729	116.6	29:36.683
19	B	1:08.037	16.543	30.854	20.640	110.7	30:44.720	19	B	1:08.037	16.543	30.854	20.640	110.7	30:44.720
19 Felix ROSENQVIST SWE															
Mahindra Racing								Mahindra M3Electro							
1	A	3:17.273	2:17.063	37.531	22.679	38.2	3:17.273	1	A	3:17.273	2:17.063	37.531	22.679	38.2	3:17.273
2	A	1:29.000	16.815	50.390	21.795	84.7	4:46.273	2	A	1:29.000	16.815	50.390	21.795	84.7	4:46.273
3	A	1:03.760	15.186	28.932	19.642	118.2	5:50.033	3	A	1:03.760	15.186	28.932	19.642	118.2	5:50.033
4	A	1:20.601	17.545	39.460	23.596	93.5	7:10.634	4	A	1:20.601	17.545	39.460	23.596	93.5	7:10.634
5	A	1:04.369	15.123	29.443	19.803	117.1	8:15.003	5	A	1:04.369	15.123	29.443	19.803	117.1	8:15.003
6	A	1:04.622	15.161	29.101	20.360	116.6	9:19.625	6	A	1:04.622	15.161	29.101	20.360	116.6	9:19.625
7	A	1:22.583	19.568	42.367	20.648	91.2	10:42.208	7	A	1:22.583	19.568	42.367	20.648	91.2	10:42.208
8	A	1:16.356	15.343	39.365	21.648	98.7	11:58.564	8	A	1:16.356	15.343	39.365	21.648	98.7	11:58.564
9	A	1:10.738	15.355	31.904	23.479	106.5	13:09.302	9	A	1:10.738	15.355	31.904	23.479	106.5	13:09.302
10	A	1:06.348	14.693	31.181	20.474	113.6	14:15.650	10	A	1:06.348</					



FIA Formula E Championship

Round 4 - Mexico City ePrix

Non Qualifying Practice 2

Analysis

Official Timekeeper

Lap	C	Time	Sector 1	Sector 2	Sector 3	Kph	Elapsed	Lap	Time	Sector 1	Sector 2	Sector 3	Kph	Elapsed	
11	A	1:04.130	15.262	29.160	19.708	117.5	13:17.178	10	B	1:09.363 B	15.612	29.384	24.367	108.6	15:38.222
12	A	1:16.775	17.279	33.188	26.308	98.1	14:33.953	11	A	6:06.372	5:10.981	33.978	21.413	20.6	21:44.594
13	A	1:03.957	15.209	29.165	19.583	117.8	15:37.910	12	A	1:07.238	16.632	30.407	20.199	112.1	22:51.832
14	A	1:11.797 B	15.754	31.950	24.093	104.9	16:49.707	13	A	1:03.187	15.027	28.860	19.300	119.2	23:55.019
15	B	8:43.215	7:45.152	35.390	22.673	14.4	25:32.922	14	A	1:20.361	17.686	40.641	22.034	93.8	25:15.380
16	B	1:07.852	16.364	31.148	20.340	111.0	26:40.774	15	A	1:04.928	15.958	29.227	19.743	116.0	26:20.308
17	B	1:14.327	14.665	34.793	24.869	101.4	27:55.101	16	A	1:04.034	15.374	28.988	19.672	117.7	27:24.342
18	B	1:06.593	15.223	29.405	21.965	113.1	29:01.694	17	A	1:04.236	15.295	28.940	20.001	117.3	28:28.578
19	B	1:04.795	15.928	29.218	19.649	116.3	30:06.489	18	A	1:16.434	26.547	29.894	19.993	98.6	29:45.012
								19	A	1:08.670 B	15.381	29.262	24.027	109.7	30:53.682

23 Nick HEIDFELD DEU							
Mahindra Racing				Mahindra M3Electro			
1	A	4:46.024	3:32.177	43.983	29.864	26.3	4:46.024
2	A	1:08.573	16.046	30.801	21.726	109.9	5:54.597
3	A	1:03.202	15.185	28.790	19.227	119.2	6:57.799
4	A	1:14.022	15.257	35.758	23.007	101.8	8:11.821
5	A	1:13.599 B	15.405	30.196	27.998	102.4	9:25.420
6	B	7:40.564	6:45.982	33.567	21.015	16.4	17:05.984
7	B	1:07.924	16.258	31.639	20.027	110.9	18:13.908
8	B	1:02.562	14.695	28.672	19.195	120.4	19:16.470
9	B	1:16.580 B	16.671	31.628	28.281	98.4	20:33.050
10	A	8:01.363	7:02.768	31.571	27.024	15.7	28:34.413
11	A	1:08.743	16.765	31.028	20.950	109.6	29:43.156
12	A	1:04.512	15.319	29.253	19.940	116.8	30:47.668

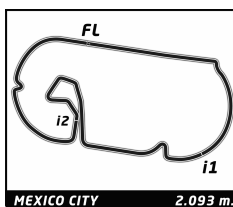
25 Jean-Eric VERGNE FRA							
TECHEETAH				Renault Z.E. 16			
1	A	2:46.247	1:50.715	33.818	21.714	45.3	2:46.247
2	A	1:12.195	15.633	35.530	21.032	104.4	3:58.442
3	A	1:02.473	14.805	28.481	19.187	120.6	5:00.915
4	A	1:09.178	17.015	31.272	20.891	108.9	6:10.093
5	A	1:04.355	15.635	28.939	19.781	117.1	7:14.448
6	A	1:04.810	15.658	29.087	20.065	116.3	8:19.258
7	A	1:04.212	15.435	29.042	19.735	117.3	9:23.470
8	A	1:05.156	15.707	29.561	19.888	115.6	10:28.626
9	A	1:04.439	15.638	29.121	19.680	116.9	11:33.065
10	A	1:12.464	18.302	33.326	20.836	104.0	12:45.529
11	A	1:36.561	30.693	40.414	25.454	78.0	14:22.090
12	A	1:03.815	15.487	28.822	19.506	118.1	15:25.905
13	A	1:13.104 B	15.253	33.373	24.478	103.1	16:39.009
14	B	4:25.224	3:28.273	34.914	22.037	28.4	21:04.233
15	B	1:11.395	15.468	35.024	20.903	105.5	22:15.628
16	B	1:02.286	14.708	28.418	19.160	121.0	23:17.914
17	B	1:30.922 B	22.604	39.854	28.464	82.9	24:48.836

27 Robin FRUJNS NLD							
Andretti Formula E				Andretti ATEC-02			
1	B	2:26.162	1:31.746	33.636	20.780	51.6	2:26.162
2	B	1:06.929	16.198	30.164	20.567	112.6	3:33.091
3	B	1:10.127 B	15.382	30.147	24.598	107.4	4:43.218
4	B	4:22.970	3:32.902	29.718	20.350	28.7	9:06.188
5	B	1:04.339	15.612	28.891	19.836	117.1	10:10.527
6	B	1:04.228	15.483	28.986	19.759	117.3	11:14.755
7	B	1:04.820	15.486	29.400	19.934	116.2	12:19.575
8	B	1:04.665	15.485	29.280	19.900	116.5	13:24.240
9	B	1:04.619	15.523	29.326	19.770	116.6	14:28.859

28 Antonio Felix DA COSTA PRT							
Andretti Formula E				Andretti ATEC-02			
1	B	1:27.770	34.730	32.344	20.696	85.8	1:27.770
2	B	1:05.365	16.206	29.187	19.972	115.3	2:33.135
3	B	1:03.188	14.864	28.846	19.478	119.2	3:36.323
4	B	1:11.445 B	15.674	30.153	25.618	105.5	4:47.768
5	B	5:24.347	4:33.126	31.224	19.997	23.2	10:12.115
6	B	1:06.311	15.673	30.288	20.350	113.6	11:18.426
7	B	1:10.482 B	15.797	29.889	24.796	106.9	12:28.908
8	B	4:40.853	3:50.503	30.448	19.902	26.8	17:09.761
9	B	1:04.896	15.686	29.500	19.710	116.1	18:14.657
10	B	1:10.254 B	15.596	29.681	24.977	107.3	19:24.911
11	A	3:47.938	2:56.176	31.321	20.441	33.1	23:12.849
12	A	1:04.623	15.642	29.398	19.583	116.6	24:17.472
13	A	1:02.855	14.612	28.871	19.372	119.9	25:20.327
14	A	1:04.930	15.678	29.390	19.862	116.0	26:25.257
15	A	1:08.563 B	15.271	29.247	24.045	109.9	27:33.820

33 Esteban GUTIERREZ MEX							
TECHEETAH				Renault Z.E. 16			
1	B	3:38.710	2:40.670	35.277	22.763	34.5	3:38.710
2	B	1:18.131	17.047	37.362	23.722	96.4	4:56.841
3	B	1:08.294	14.951	33.935	19.408	110.3	6:05.135
4	B	1:07.585	17.245	30.438	19.902	111.5	7:12.720
5	B	1:07.505	15.710	30.609	21.186	111.6	8:20.225
6	B	1:05.217	15.673	29.607	19.937	115.5	9:25.442
7	B	1:05.242	15.593	29.643	20.006	115.5	10:30.684
8	B	1:05.237	15.595	29.640	20.002	115.5	11:35.921
9	B	1:29.986	28.026	38.109	23.851	83.7	13:05.907
10	B	1:04.836	15.505	29.568	19.763	116.2	14:10.743
11	B	1:04.938	15.435	29.724	19.779	116.0	15:15.681
12	B	1:11.483 B	15.501	30.684	25.298	105.4	16:27.164
13	A	7:31.001	6:36.854	31.037	23.110	16.7	23:58.165
14	A	1:07.373	15.564	30.025	21.784	111.8	25:05.538
15	A	1:03.055	14.801	28.992	19.262	119.5	26:08.593
16	A	1:15.035 B	17.427	32.864	24.744	100.4	27:23.628

37 José Maria LOPEZ ARG							
DS Virgin Racing				DS Virgin DSV-02			
1	A	2:55.159	1:54.860	37.341	22.958	43.0	2:55.159
2	A	1:08.758	17.501	30.241	21.016	109.6	4:03.917
3	A	1:03.297	14.552	29.091	19.654	119.0	5:07.214
4	A	1:12.174	15.996	35.463	20.715	104.4	6:19.388
5	A	1:03.843	15.275	28.913	19.655	118.0	7:23.231
6	A	1:03.736	15.131	28.968	19.637	118.2	8:26.967



FIA Formula E Championship

Round 4 - Mexico City ePrix

Non Qualifying Practice 2

Analysis

Official Timekeeper TAGHeuer

Lap	C	Time	Sector 1	Sector 2	Sector 3	Kph	Elapsed	Lap	Time	Sector 1	Sector 2	Sector 3	Kph	Elapsed	
7	A	1:08.031	16.299	32.032	19.700	110.8	9:34.998	22	B	1:04.329	15.304	29.373	19.652	117.1	29:10.972
8	A	1:08.077	15.595	32.437	20.045	110.7	10:43.075	23	B	1:09.296	16.926	32.018	20.352	108.7	30:20.268
9	A	1:05.472	15.808	29.970	19.694	115.1	11:48.547								
10	A	1:05.315	15.653	29.548	20.114	115.4	12:53.862								
11	A	1:08.889	15.632	29.398	23.859	109.4	14:02.751								
12	B	7:03.642	6:07.494	33.715	22.433	17.8	21:06.393								
13	B	1:05.152	15.318	30.188	19.646	115.6	22:11.545								
14	B	1:08.006	14.865	28.946	24.195	110.8	23:19.551								
15	B	1:10.612	17.055	33.225	20.332	106.7	24:30.163								
16	B	1:14.530	15.044	29.302	30.184	101.1	25:44.693								
17	B	1:03.974	15.140	29.098	19.736	117.8	26:48.667								
18	B	1:12.632	16.234	34.784	21.614	103.7	28:01.299								
19	B	1:04.393	15.132	29.463	19.798	117.0	29:05.692								
20	B	1:26.954	17.441	29.956	39.557	86.7	30:32.646								

Personal Best Session Best B Crossing the finish line in pit lane

Lap	C	Time	Sector 1	Sector 2	Sector 3	Kph	Elapsed
1	A	1:26.613	30.718	34.070	21.825	87.0	1:26.613
2	A	1:10.196	18.058	31.571	20.567	107.3	2:36.809
3	A	1:46.148	15.122	1:04.515	26.511	71.0	4:22.957
4	A	6:14.038	5:21.376	31.035	21.627	20.1	10:36.995
5	A	1:04.427	15.520	29.037	19.870	117.0	11:41.422
6	A	1:05.498	15.508	30.001	19.989	115.0	12:46.920
7	A	1:04.958	15.612	29.484	19.862	116.0	13:51.878
8	A	1:04.801	15.456	29.498	19.847	116.3	14:56.679
9	A	1:09.346	15.502	29.485	24.359	108.7	16:06.025
10	B	7:16.542	6:19.328	35.630	21.584	17.3	23:22.567
11	B	1:11.524	17.570	33.747	20.207	105.3	24:34.091
12	B	1:04.176	14.983	29.405	19.788	117.4	25:38.267
13	B	1:08.093	17.005	31.017	20.071	110.7	26:46.360
14	B	1:04.653	15.288	29.516	19.849	116.5	27:51.013
15	B	1:05.217	15.472	29.658	20.087	115.5	28:56.230
16	B	1:46.982	51.247	32.707	23.028	70.4	30:43.212

Lap	C	Time	Sector 1	Sector 2	Sector 3	Kph	Elapsed
1	B	1:12.136	20.029	31.782	20.325	104.5	1:12.136
2	B	1:12.175	16.411	30.613	25.151	104.4	2:24.311
3	B	1:05.485	15.866	29.689	19.930	115.1	3:29.796
4	B	1:05.310	15.848	29.477	19.985	115.4	4:35.106
5	B	1:11.273	18.103	33.167	20.003	105.7	5:46.379
6	B	1:04.012	15.333	29.046	19.633	117.7	6:50.391
7	B	1:10.015	15.285	34.832	19.898	107.6	8:00.406
8	B	1:04.721	15.339	29.324	20.058	116.4	9:05.127
9	B	1:03.927	15.235	29.050	19.642	117.9	10:09.054
10	B	1:04.246	15.155	29.004	20.087	117.3	11:13.300
11	B	1:50.708	54.964	31.114	24.630	68.1	13:04.008
12	A	2:32.756	1:39.596	32.516	20.644	49.3	15:36.764
13	A	1:06.118	15.599	29.842	20.677	114.0	16:42.882
14	A	1:02.588	14.894	28.625	19.069	120.4	17:45.470
15	A	1:12.166	18.525	33.108	20.533	104.4	18:57.636
16	A	1:03.147	14.666	28.601	19.880	119.3	20:00.783
17	A	1:11.933	19.515	32.166	20.252	104.7	21:12.716
18	A	1:04.408	15.235	29.280	19.893	117.0	22:17.124
19	A	1:14.439	24.676	29.937	19.826	101.2	23:31.563
20	A	1:10.876	15.374	30.111	25.391	106.3	24:42.439
21	B	3:24.204	2:32.865	31.122	20.217	36.9	28:06.643

Lap	C	Time	Sector 1	Sector 2	Sector 3	Kph	Elapsed
1	B	2:57.655	2:03.038	32.936	21.681	42.4	2:57.655
2	B	1:11.858	17.857	33.190	20.811	104.9	4:09.513
3	B	1:03.378	14.996	29.145	19.237	118.9	5:12.891
4	B	1:09.227	16.552	31.990	20.685	108.8	6:22.118
5	B	1:05.381	15.956	29.705	19.720	115.2	7:27.499
6	B	1:09.281	15.411	33.957	19.913	108.8	8:36.780
7	B	1:04.861	15.543	29.514	19.804	116.2	9:41.641
8	B	1:05.121	15.517	29.705	19.899	115.7	10:46.762
9	B	1:06.549	15.766	30.711	20.072	113.2	11:53.311
10	B	1:09.029	15.792	31.501	21.736	109.2	13:02.340
11	B	1:06.043	15.308	30.746	19.989	114.1	14:08.383
12	B	1:04.778	15.311	29.658	19.809	116.3	15:13.161
13	B	1:09.674	15.300	29.668	24.706	108.1	16:22.835
14	A	6:31.488	5:36.403	33.810	21.275	19.2	22:54.323
15	A	1:08.885	17.157	31.257	20.471	109.4	24:03.208
16	A	1:02.877	14.653	28.992	19.232	119.8	25:06.085
17	A	1:04.785	15.534	29.592	19.659	116.3	26:10.870
18	A	1:09.159	15.274	29.282	24.603	108.9	27:20.029

88 Oliver TURVEY GBR
NEXTEV NIO NextEV TCR Formula 002