

FIA Formula E Championship

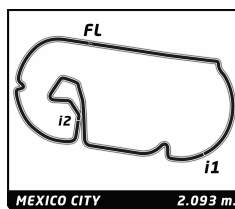
Round 4 - Mexico City ePrix

Race

Analysis

Official Timekeeper

Personal Best							Session Best		B Crossing the finish line in pit lane						
Lap	C	Time	Sector 1	Sector 2	Sector 3	Kph	Elapsed	Lap	Time	Sector 1	Sector 2	Sector 3	Kph	Elapsed	
2 Sam BIRD							GBR								
DS Virgin Racing							DS Virgin DSV-02								
1	B	1:11.107	19.623	30.982	20.502	106.0	1:11.107	7	B	1:07.673	15.768	31.090	20.815	111.3	10:11.550
2	B	1:08.440	16.124	31.155	21.161	110.1	2:19.547	8	B	1:06.245	15.924	30.468	19.853	113.7	11:17.795
3	B	2:12.526	26.246	58.410	47.870	56.9	4:32.073	9	B	1:04.906	15.390	29.800	19.716	116.1	12:22.701
4	B	2:12.922	41.756	1:00.037	31.129	56.7	6:44.995	10	B	1:04.390	15.296	29.312	19.782	117.0	13:27.091
5	B	1:05.605	15.609	30.006	19.990	114.9	7:50.600	11	B	1:04.833	15.487	29.580	19.766	116.2	14:31.924
6	B	1:04.961	15.711	29.457	19.793	116.0	8:55.561	12	B	1:06.475	15.466	29.477	21.532	113.3	15:38.399
7	B	1:04.952	15.518	29.538	19.896	116.0	10:00.513	13	B	1:04.674	15.353	29.528	19.793	116.5	16:43.073
8	B	1:05.163	15.551	29.853	19.759	115.6	11:05.676	14	B	1:04.171	15.215	29.346	19.610	117.4	17:47.244
9	B	1:04.797	15.523	29.506	19.768	116.3	12:10.473	15	B	1:04.469	15.102	29.643	19.724	116.9	18:51.713
10	B	1:05.021	15.494	29.470	20.057	115.9	13:15.494	16	B	1:11.949	15.088	29.502	27.359	104.7	20:03.662
11	B	1:04.996	15.545	29.627	19.824	115.9	14:20.490	17	B	2:39.572	33.379	1:14.341	51.852	47.2	22:43.234
12	B	1:04.607	15.460	29.343	19.804	116.6	15:25.097	18	B	1:49.951	44.813	39.721	25.417	68.5	24:33.185
13	B	1:04.629	15.470	29.401	19.758	116.6	16:29.726	19	B	1:04.436	15.362	29.463	19.611	116.9	25:37.621
14	B	1:04.624	15.568	29.370	19.686	116.6	17:34.350	20	B	1:04.479	15.195	29.624	19.660	116.9	26:42.100
15	B	1:04.783	15.592	29.334	19.857	116.3	18:39.133	21	B	1:05.003	15.337	29.659	20.007	115.9	27:47.103
16	B	1:09.358	15.542	29.596	24.220	108.6	19:48.491	22	B	1:05.099	15.286	30.019	19.794	115.7	28:52.202
17	B	2:43.132	34.941	1:15.592	52.599	46.2	22:31.623	23	B	1:04.396	15.208	29.463	19.725	117.0	29:56.598
18	B	1:55.357	44.729	43.977	26.651	65.3	24:26.980	24	B	1:09.052	15.257	29.748	24.047	109.1	31:05.650
19	B	1:04.563	15.641	29.286	19.636	116.7	25:31.543	25	A	2:08.403	1:18.992	29.873	19.538	58.7	33:14.053
20	B	1:04.239	15.407	29.207	19.625	117.3	26:35.782	26	A	1:04.356	15.648	29.257	19.451	117.1	34:18.409
21	B	1:04.091	15.336	29.036	19.719	117.6	27:39.873	27	A	1:04.118	15.314	29.351	19.453	117.5	35:22.527
22	B	1:04.113	15.380	29.094	19.639	117.5	28:43.986	28	A	1:12.162	18.820	31.540	21.802	104.4	36:34.689
23	B	1:04.366	15.404	29.258	19.704	117.1	29:48.352	29	A	1:42.537	22.445	37.591	42.501	73.5	38:17.226
24	B	1:04.503	15.403	29.343	19.757	116.8	30:52.855	30	A	2:04.063	48.713	51.163	24.187	60.7	40:21.289
25	B	1:09.309	15.230	29.679	24.400	108.7	32:02.164	31	A	1:06.393	15.206	30.449	20.738	113.5	41:27.682
26	A	1:54.471	1:06.082	28.958	19.431	65.8	33:56.635	32	A	1:04.096	14.967	29.245	19.884	117.6	42:31.778
27	A	1:03.599	15.370	28.814	19.415	118.5	35:00.234	33	A	1:04.870	15.089	29.663	20.118	116.2	43:36.648
28	A	1:14.959	15.246	31.278	28.435	100.5	36:15.193	34	A	1:04.770	15.352	29.437	19.981	116.3	44:41.418
29	A	1:50.285	26.729	39.760	43.796	68.3	38:05.478	35	A	1:06.972	16.044	31.254	19.674	112.5	45:48.390
30	A	2:09.044	47.221	54.489	27.334	58.4	40:14.522	36	A	1:04.994	15.247	30.103	19.644	115.9	46:53.384
31	A	1:06.850	15.381	31.610	19.859	112.7	41:21.372	37	A	1:04.706	15.079	29.903	19.724	116.4	47:58.090
32	A	1:05.299	15.092	30.407	19.800	115.4	42:26.671	38	A	1:04.320	15.016	29.591	19.713	117.1	49:02.410
33	A	1:04.069	15.537	29.000	19.532	117.6	43:30.740	39	A	1:04.229	15.097	29.338	19.794	117.3	50:06.639
34	A	1:05.049	15.276	29.929	19.844	115.8	44:35.789	40	A	1:04.266	15.020	29.589	19.657	117.2	51:10.905
35	A	1:04.882	15.500	29.558	19.824	116.1	45:40.671	41	A	1:04.205	15.023	29.406	19.776	117.4	52:15.110
36	A	1:04.597	15.331	29.452	19.814	116.6	46:45.268	42	A	1:05.367	15.161	29.784	20.422	115.3	53:20.477
37	A	1:04.802	15.288	29.813	19.701	116.3	47:50.070	43	A	1:10.338	15.625	33.338	21.375	107.1	54:30.815
38	A	1:05.328	15.298	30.098	19.932	115.3	48:55.398	44	A	1:05.396	15.354	30.103	19.939	115.2	55:36.211
39	A	1:04.814	15.117	29.997	19.700	116.3	50:00.212	45	A	1:05.480	15.260	30.228	19.992	115.1	56:41.691
40	A	1:05.296	15.163	30.449	19.684	115.4	51:05.508								
41	A	1:04.824	15.217	29.803	19.804	116.2	52:10.332								
42	A	1:06.171	15.942	30.650	19.579	113.9	53:16.503								
43	A	1:05.987	15.569	30.667	19.751	114.2	54:22.490								
44	A	1:05.600	15.401	30.320	19.879	114.9	55:28.090								
45	A	1:04.925	15.278	29.794	19.853	116.1	56:33.015								
3 Nelson PIQUET JR							BRA								
NEXTEV NIO							NextEV TCR Formula 002								
1	B	1:19.698	23.226	34.622	21.850	94.5	1:19.698								
2	B	1:11.875	16.176	30.600	25.099	104.8	2:31.573								
3	B	2:13.960	29.177	57.543	47.240	56.2	4:45.533								
4	B	2:07.133	46.004	53.624	27.505	59.3	6:52.666								
5	B	1:05.385	15.765	29.688	19.932	115.2	7:58.051								
6	B	1:05.826	15.709	30.063	20.054	114.5	9:03.877								
4 Stéphane SARRAZIN							FRA								
Venturi Formula E Team							Venturi VM200-FE-02								
1	A	1:24.085	22.905	34.231	26.949	89.6	1:24.085								
2	A	2:04.194	1:13.467	30.509	20.218	60.7	3:28.279								
3	A	1:18.965	16.353	30.130	32.482	95.4	4:47.244								
4	A	2:06.123	45.129	53.641	27.353	59.7	6:53.367								
5	A	1:05.242	15.641	29.646	19.955	115.5	7:58.609								
6	A	1:05.875	15.543	30.175	20.157	114.4	9:04.484								
7	A	1:07.492	15.617	30.983	20.892	111.6	10:11.976								
8	A	1:07.391	15.956	31.577	19.858	111.8	11:19.367								
9	A	1:05.411	15.597	29.900	19.914	115.2	12:24.778								
10	A	1:05.754	15.575	29.521	20.658	114.6	13:30.532								
11	A	1:05.091	15.599	29.622	19.870	115.8	14:35.623								
12	A	1:04.855	15.442	29.630	19.783	116.2	15:40.478								
13	A	1:05.397	15.456	30.173	19.768	115.2	16:45.875								
14	A	1:04.844	15.565	29.685	19.594	116.2	17:50.719								
15	A	1:05.131	15.541	29.800	19.790	115.7	18:55.850								



FIA Formula E Championship

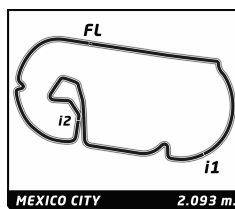
Round 4 - Mexico City ePrix

Race

Analysis

Official Timekeeper

Personal Best							Session Best							B Crossing the finish line in pit lane								
Lap	C	Time	Sector 1	Sector 2	Sector 3	Kph	Elapsed	Lap	Time	Sector 1	Sector 2	Sector 3	Kph	Elapsed	Lap	C	Time	Sector 1	Sector 2	Sector 3	Kph	Elapsed
16	A	1:10.356	15.687	30.512	24.157	107.1	20:06.206	26	A	1:55.616	1:06.459	29.477	19.680	65.2	34:03.134							
17	A	2:39.206	34.789	1:13.003	51.414	47.3	22:45.412	27	A	1:04.914	15.693	29.389	19.832	116.1	35:08.048							
18	A	1:48.866	44.070	39.507	25.289	69.2	24:34.278	28	A	1:18.305	15.678	35.749	26.878	96.2	36:26.353							
19	A	1:04.833	15.510	29.407	19.916	116.2	25:39.111	29	A	1:45.885	25.935	37.579	42.371	71.2	38:12.238							
20	A	1:04.425	15.336	29.413	19.676	117.0	26:43.536	30	A	2:06.393	48.853	52.154	25.386	59.6	40:18.631							
21	A	1:04.799	15.342	29.637	19.820	116.3	27:48.335	31	A	1:06.096	15.295	30.809	19.992	114.0	41:24.727							
22	A	1:05.019	15.303	29.836	19.880	115.9	28:53.354	32	A	1:05.316	15.413	30.038	19.865	115.4	42:30.043							
23	A	1:09.668	15.453	29.567	24.648	108.2	30:03.022	33	A	1:06.197	15.403	30.793	20.001	113.8	43:36.240							
24	B	2:00.483	1:11.396	29.443	19.644	62.5	32:03.505	34	A	1:04.828	15.251	29.668	19.909	116.2	44:41.068							
25	B	1:04.008	15.518	28.902	19.588	117.7	33:07.513	35	A	1:06.680	15.887	31.117	19.676	113.0	45:47.748							
26	B	1:04.335	15.431	29.427	19.477	117.1	34:11.848	36	A	1:05.127	15.306	30.143	19.678	115.7	46:52.875							
27	B	1:04.316	15.276	29.176	19.864	117.2	35:16.164	37	A	1:06.726	15.095	31.273	20.358	112.9	47:59.601							
28	B	1:15.617	15.699	33.247	26.671	99.6	36:31.781	38	A	1:16.473	18.202	32.212	26.059	98.5	49:16.074							
29	B	1:44.145	24.494	37.402	42.249	72.3	38:15.926	6 Loïc DUVAL FRA														
30	B	2:04.785	48.767	51.588	24.430	60.4	40:20.711	Faraday Future Dragon Racing Penske 701-EV														
31	B	1:07.216	15.362	30.497	21.357	112.1	41:27.927	1	B	1:19.640	24.172	34.168	21.300	94.6	1:19.640							
32	B	1:04.948	15.565	29.402	19.981	116.0	42:32.875	2	B	1:11.113	15.936	30.127	25.050	106.0	2:30.753							
33	B	1:05.337	15.641	29.547	20.149	115.3	43:38.212	3	B	2:14.608	29.217	57.529	47.862	56.0	4:45.361							
34	B	1:04.775	15.458	29.517	19.800	116.3	44:42.987	4	B	2:06.563	45.077	53.802	27.684	59.5	6:51.924							
35	B	1:07.208	16.430	30.733	20.045	112.1	45:50.195	5	B	1:05.075	15.691	29.470	19.914	115.8	7:56.999							
36	B	1:05.095	15.330	29.919	19.846	115.8	46:55.290	6	B	1:06.434	15.854	30.506	20.074	113.4	9:03.433							
37	B	1:10.855	15.245	30.501	25.109	106.3	48:06.145	7	B	1:07.512	15.796	31.000	20.716	111.6	10:10.945							
38	B	2:26.205	1:37.009	29.550	19.646	51.5	50:32.350	8	B	1:06.108	16.246	30.141	19.721	114.0	11:17.053							
39	B	1:03.975	15.464	28.815	19.696	117.8	51:36.325	9	B	1:04.541	15.531	29.298	19.712	116.7	12:21.594							
40	B	1:03.384	15.108	28.783	19.493	118.9	52:39.709	10	B	1:05.155	15.525	29.670	19.960	115.6	13:26.749							
41	B	1:03.542	15.102	28.879	19.561	118.6	53:43.251	11	B	1:04.526	15.431	29.370	19.725	116.8	14:31.275							
42	B	1:07.043	15.178	31.128	20.737	112.4	54:50.294	12	B	1:04.606	15.522	29.418	19.666	116.6	15:35.881							
43	B	1:08.154	16.447	31.277	20.430	110.6	55:58.448	13	B	1:04.947	15.549	29.649	19.749	116.0	16:40.828							
44	B	1:05.261	15.422	29.580	20.259	115.5	57:03.709	14	B	1:04.152	15.396	29.088	19.668	117.5	17:44.980							
5 Maro ENGEL DEU							7 Jérôme D'AMBROSIO BEL															
Venturi Formula E Team Venturi VM200-FE-02							Faraday Future Dragon Racing Penske 701-EV															
1	B	1:14.756	21.934	32.428	20.394	100.8	1:14.756	1	A	1:18.067	23.767	33.694	20.606	96.5	1:18.067							
2	B	1:08.865	16.840	30.405	21.620	109.4	2:23.621	2	A	1:11.431	16.198	30.962	24.271	105.5	2:29.498							
3	B	2:15.842	30.786	56.732	48.324	55.5	4:39.463	3	A	2:14.026	29.004	56.582	48.440	56.2	4:43.524							
4	B	2:08.575	42.633	57.382	28.560	58.6	6:48.038	4	A	2:07.358	43.443	56.246	27.669	59.2	6:50.882							
5	B	1:06.705	15.843	29.680	21.182	113.0	7:54.743	5	A	1:05.578	15.951	29.472	20.155	114.9	7:56.460							
6	B	1:05.795	16.022	29.643	20.130	114.5	9:00.538	6	A	1:06.463	16.002	30.368	20.093	113.4	9:02.923							
7	B	1:04.817	15.915	29.244	19.658	116.2	10:05.355	7	A	1:07.714	15.858	31.085	20.771	111.3	10:10.637							
8	B	1:04.932	15.962	29.280	19.690	116.0	11:10.287	8	A	1:05.252	16.320	29.331	19.601	115.5	11:15.889							
9	B	1:04.734	15.804	29.208	19.722	116.4	12:15.021	9	A	1:04.769	15.657	29.374	19.738	116.3	12:20.658							
10	B	1:04.958	15.953	29.241	19.764	116.0	13:19.979	10	A	1:04.476	15.586	29.144	19.746	116.9	13:25.134							
11	B	1:04.803	15.741	29.315	19.747	116.3	14:24.782	11	A	1:04.613	15.487	29.293	19.833	116.6	14:29.747							
12	B	1:04.825	15.753	29.283	19.789	116.2	15:29.607	12	A	1:04.573	15.747	29.160	19.666	116.7	15:34.320							
13	B	1:05.190	15.866	29.359	19.965	115.6	16:34.797	13	A	1:04.668	15.479	29.468	19.721	116.5	16:38.988							
14	B	1:05.699	15.668	30.074	19.957	114.7	17:40.496															
15	B	1:05.301	15.629	29.712	19.960	115.4	18:45.797															
16	B	1:09.966	15.653	29.848	24.465	107.7	19:55.763															
17	B	2:41.206	33.767	1:15.034	52.405	46.7	22:36.969															
18	B	1:52.369	44.627	42.205	25.537	67.1	24:29.338															
19	B	1:05.214	15.625	29.744	19.845	115.5	25:34.552															
20	B	1:05.294	15.642	29.869	19.783	115.4	26:39.846															
21	B	1:04.670	15.614	29.413	19.643	116.5	27:44.516															
22	B	1:04.172	15.431	29.158	19.583	117.4	28:48.688															
23	B	1:04.938	15.558	29.702	19.678	116.0	29:53.626															
24	B	1:04.791	15.593	29.425	19.773	116.3	30:58.417															
25	B	1:09.101	15.660	29.191	24.250	109.0	32:07.518															



FIA Formula E Championship

Round 4 - Mexico City ePrix

Race

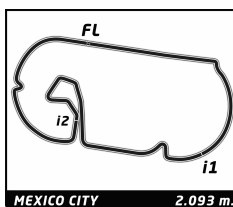
Analysis

Official Timekeeper

Lap	C	Time	Sector 1	Sector 2	Sector 3	Kph	Elapsed	Lap	Time	Sector 1	Sector 2	Sector 3	Kph	Elapsed	
14	A	1:04.605	15.625	29.339	19.641	116.6	17:43.593	23	B	1:04.613	15.247	29.467	19.899	116.6	29:55.205
15	A	1:04.761	15.585	29.321	19.855	116.3	18:48.354	24	B	1:04.795	15.311	29.676	19.808	116.3	31:00.000
16	A	1:15.937 B	16.138	30.597	29.202	99.2	20:04.291	25	B	1:05.560	15.711	29.922	19.927	114.9	32:05.560
17	B	2:42.906	1:10.150	40.587	52.169	46.3	22:47.197	26	B	1:09.283 B	15.521	29.588	24.174	108.8	33:14.843
18	B	1:47.929	43.146	39.480	25.303	69.8	24:35.126	27	A	1:54.663	1:05.643	29.405	19.615	65.7	35:09.506
19	B	1:05.837	16.115	29.687	20.035	114.4	25:40.963	28	A	1:18.871	15.487	36.238	27.146	95.5	36:28.377
20	B	1:05.939	16.357	29.428	20.154	114.3	26:46.902	29	A	1:44.723	25.571	37.439	41.713	71.9	38:13.100
21	B	1:05.765	16.148	29.562	20.055	114.6	27:52.667	30	A	2:05.886	48.864	51.895	25.127	59.9	40:18.986
22	B	1:05.585	16.265	29.407	19.913	114.9	28:58.252	31	A	1:06.179	15.334	31.046	19.799	113.9	41:25.165
23	B	1:06.788	16.964	29.732	20.092	112.8	30:05.040	32	A	1:05.234	15.305	30.078	19.851	115.5	42:30.399
24	B	1:05.244	16.222	29.214	19.808	115.5	31:10.284	33	A	1:05.113	15.270	30.122	19.721	115.7	43:35.512
25	B	1:05.337	16.268	29.273	19.796	115.3	32:15.621	34	A	1:04.112	15.058	29.235	19.819	117.5	44:39.624
26	B	1:05.916	16.327	29.494	20.095	114.3	33:21.537	35	A	1:05.374	16.151	29.603	19.620	115.3	45:44.998
27	B	1:06.055	16.481	29.577	19.997	114.1	34:27.592	36	A	1:04.524	15.264	29.564	19.696	116.8	46:49.522
28	B	1:07.150	16.220	29.441	21.489	112.2	35:34.742	37	A	1:04.439	15.157	29.400	19.882	116.9	47:53.961
29	B	2:27.967	27.578	1:16.382	44.007	50.9	38:02.709	38	A	1:04.264	15.197	29.449	19.618	117.2	48:58.225
30	B	2:10.425	47.382	54.950	28.093	57.8	40:13.134	39	A	1:04.295	15.072	29.369	19.854	117.2	50:02.520
31	B	1:05.848	16.105	29.928	19.815	114.4	41:18.982	40	A	1:05.282	15.102	30.312	19.868	115.4	51:07.802
32	B	1:05.341	15.982	29.718	19.641	115.3	42:24.323	41	A	1:04.978	15.113	29.995	19.870	116.0	52:12.780
33	B	1:04.977	15.545	29.453	19.979	116.0	43:29.300	42	A	1:05.915	15.235	30.617	20.063	114.3	53:18.695
34	B	1:05.347	15.598	30.003	19.746	115.3	44:34.647	43	A	1:09.485	15.192	33.595	20.698	108.4	54:28.180
35	B	1:05.181	16.063	29.335	19.783	115.6	45:39.828	44	A	1:04.772	15.270	29.689	19.813	116.3	55:32.952
36	B	1:04.717	15.531	29.374	19.812	116.4	46:44.545	45	A	1:04.539	15.144	29.586	19.809	116.7	56:37.491
37	B	1:04.848	15.665	29.309	19.874	116.2	47:49.393								
38	B	1:05.237	15.705	29.639	19.893	115.5	48:54.630								
39	B	1:04.678	15.453	29.514	19.711	116.5	49:59.308								
40	B	1:05.320	15.588	29.975	19.757	115.4	51:04.628								
41	B	1:05.004	15.517	29.586	19.901	115.9	52:09.632								
42	B	1:05.759	16.356	29.637	19.766	114.6	53:15.391								
43	B	1:06.531	16.507	29.960	20.064	113.3	54:21.922								
44	B	1:07.432	15.967	31.163	20.302	111.7	55:29.354								
45	B	1:30.827 B	18.164	43.883	28.780	83.0	57:00.181								

8		Nicolas PROST		FRA			
		Renault e.dams		Renault Z.E. 16			
1	B	1:15.140	22.214	32.561	20.365	100.3	1:15.140
2	B	1:09.647	16.778	30.691	22.178	108.2	2:24.787
3	B	2:08.772 B	30.271	56.603	41.898	58.5	4:33.559
4	B	2:16.039	51.269	56.710	28.060	55.4	6:49.598
5	B	1:06.028	15.829	29.712	20.487	114.1	7:55.626
6	B	1:06.468	15.950	30.368	20.150	113.4	9:02.094
7	B	1:06.130	15.958	30.458	19.714	113.9	10:08.224
8	B	1:04.586	15.450	29.415	19.721	116.7	11:12.810
9	B	1:04.701	15.394	29.545	19.762	116.5	12:17.511
10	B	1:04.872	15.374	29.594	19.904	116.1	13:22.383
11	B	1:04.636	15.341	29.474	19.821	116.6	14:27.019
12	B	1:05.077	15.369	29.763	19.945	115.8	15:32.096
13	B	1:04.611	15.419	29.492	19.700	116.6	16:36.707
14	B	1:05.274	15.520	29.875	19.879	115.4	17:41.981
15	B	1:05.203	15.570	29.771	19.862	115.6	18:47.184
16	B	1:12.816	16.997	30.348	25.471	103.5	20:00.000
17	B	2:40.863	34.293	1:14.820	51.750	46.8	22:40.863
18	B	1:50.664	44.630	40.375	25.659	68.1	24:31.527
19	B	1:04.864	15.530	29.577	19.757	116.2	25:36.391
20	B	1:04.866	15.502	29.665	19.699	116.2	26:41.257
21	B	1:04.978	15.483	29.613	19.882	116.0	27:46.235
22	B	1:04.357	15.209	29.469	19.679	117.1	28:50.592

9		Sébastien BUEMI		CHE			
		Renault e.dams		Renault Z.E. 16			
1	B	1:12.369	20.822	31.249	20.298	104.1	1:12.369
2	B	1:08.237	16.336	30.775	21.126	110.4	2:20.606
3	B	2:13.950	28.564	57.871	47.515	56.3	4:34.556
4	B	2:11.339	42.277	59.133	29.929	57.4	6:45.895
5	B	1:05.669	15.579	30.012	20.078	114.7	7:51.564
6	B	1:04.564	15.729	29.205	19.630	116.7	8:56.128
7	B	1:04.781	15.426	29.413	19.942	116.3	10:00.909
8	B	1:05.163	15.462	29.956	19.745	115.6	11:06.072
9	B	1:04.712	15.426	29.543	19.743	116.4	12:10.784
10	B	1:05.040	15.427	29.678	19.935	115.8	13:15.824
11	B	1:05.258	15.534	29.883	19.841	115.5	14:21.082
12	B	1:04.627	15.355	29.498	19.774	116.6	15:25.709
13	B	1:04.644	15.445	29.334	19.865	116.6	16:30.353
14	B	1:04.870	15.551	29.549	19.770	116.2	17:35.223
15	B	1:04.254	15.292	29.234	19.728	117.3	18:39.477
16	B	1:09.700	15.570	29.613	24.517	108.1	19:49.177
17	B	2:43.779	35.755	1:15.351	52.673	46.0	22:32.956
18	B	1:54.530	44.252	43.743	26.535	65.8	24:27.486
19	B	1:04.828	15.497	29.365	19.966	116.2	25:32.314
20	B	1:03.891	15.220	29.185	19.486	117.9	26:36.205
21	B	1:04.326	15.311	29.410	19.605	117.1	27:40.531
22	B	1:04.010	15.091	29.316	19.603	117.7	28:44.541
23	B	1:04.414	15.321	29.304	19.789	117.0	29:48.955
24	B	1:04.418	15.257	29.519	19.642	117.0	30:53.373
25	B	1:09.641 B	15.324	29.436	24.881	108.2	32:03.014
26	A	1:57.990	1:08.931	29.443	19.616	63.9	34:01.004
27	A	1:05.560	15.357	29.071	21.132	114.9	35:06.564
28	A	1:16.448	15.347	33.649	27.452	98.6	36:23.012
29	A	1:46.675	27.064	37.493	42.118	70.6	38:09.687
30	A	2:07.446	48.492	52.897	26.057	59.1	40:17.133
31	A	1:06.346	15.376	30.922	20.048	113.6	41:23.479



FIA Formula E Championship

Round 4 - Mexico City ePrix

Race

Analysis

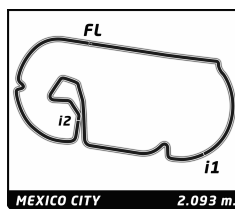
Official Timekeeper

Lap	C	Time	Sector 1	Sector 2	Sector 3	Kph	Elapsed	Lap	Time	Sector 1	Sector 2	Sector 3	Kph	Elapsed	
32	A	1:05.099	15.147	30.075	19.877	115.7	42:28.578	41	B	1:04.778	15.586	29.421	19.771	116.3	52:05.091
33	A	1:04.405	15.262	29.460	19.683	117.0	43:32.983	42	B	1:04.891	15.743	29.369	19.779	116.1	53:09.982
34	A	1:04.859	15.177	29.667	20.015	116.2	44:37.842	43	B	1:04.973	15.606	29.467	19.900	116.0	54:14.955
35	A	1:12.696	23.002	29.698	19.996	103.6	45:50.538	44	B	1:06.404	15.704	30.496	20.204	113.5	55:21.359
36	A	1:10.817	16.624	33.172	21.021	106.4	47:01.355	45	B	1:06.176	15.797	30.053	20.326	113.9	56:27.535
37	A	1:14.695	20.689	33.410	20.596	100.9	48:16.050								
38	A	1:03.127	15.056	28.584	19.487	119.4	49:19.177								
39	A	1:11.650	15.057	34.860	21.733	105.2	50:30.827								
40	A	1:03.102	15.026	28.632	19.444	119.4	51:33.929								
41	A	1:19.600	19.056	36.313	24.231	94.7	52:53.529								
42	A	1:11.532	17.696	32.206	21.630	105.3	54:05.061								
43	A	1:11.836	16.729	32.935	22.172	104.9	55:16.897								
44	A	1:05.566	15.425	29.834	20.307	114.9	56:22.463								
45	A	1:06.437	15.647	30.181	20.609	113.4	57:28.900								

Lap	C	Time	Sector 1	Sector 2	Sector 3	Kph	Elapsed
1	A	1:15.562	22.655	32.555	20.352	99.7	1:15.562
2	A	1:14.275 B	16.645	30.944	26.686	101.4	2:29.837
3	A	2:18.467	1:20.066	30.490	27.911	54.4	4:48.304
4	A	2:05.384	46.040	52.578	26.766	60.1	6:53.688
5	A	1:05.387	15.577	29.710	20.100	115.2	7:59.075
6	A	1:05.693	15.558	29.947	20.188	114.7	9:04.768
7	A	1:07.602	15.790	31.022	20.790	111.5	10:12.370
8	A	1:06.571	15.824	30.903	19.844	113.2	11:18.941
9	A	1:05.388	15.586	29.870	19.932	115.2	12:24.329
10	A	1:05.122	15.427	29.472	20.223	115.7	13:29.451
11	A	1:04.697	15.429	29.598	19.670	116.5	14:34.148
12	A	1:04.676	15.513	29.274	19.889	116.5	15:38.824
13	A	1:04.889	15.521	29.567	19.801	116.1	16:43.713
14	A	1:04.537	15.456	29.286	19.795	116.8	17:48.250
15	A	1:05.347	15.449	30.033	19.865	115.3	18:53.597
16	A	1:10.474	15.556	29.365	25.553	106.9	20:04.071
17	A	2:33.333 B	34.118	1:14.009	45.206	49.1	22:37.404
18	B	1:59.093	1:06.174	31.052	21.867	63.3	24:36.497
19	B	1:05.794	16.451	29.404	19.939	114.5	25:42.291
20	B	1:05.304	16.133	29.295	19.876	115.4	26:47.595
21	B	1:05.431	15.942	29.543	19.946	115.2	27:53.026
22	B	1:05.581	16.281	29.514	19.786	114.9	28:58.607
23	B	1:05.389	16.032	29.477	19.880	115.2	30:03.996
24	B	1:05.214	16.122	29.313	19.779	115.5	31:09.210
25	B	1:04.942	15.879	29.308	19.755	116.0	32:14.152
26	B	1:05.278	15.930	29.573	19.775	115.4	33:19.430
27	B	1:05.256	15.920	29.391	19.945	115.5	34:24.686
28	B	1:05.241	15.760	29.525	19.956	115.5	35:29.927
29	B	2:31.990	31.351	1:16.378	44.261	49.6	38:01.917
30	B	2:10.822	47.581	55.033	28.208	57.6	40:12.739
31	B	1:05.567	16.111	29.808	19.648	114.9	41:18.306
32	B	1:04.642	15.738	29.236	19.668	116.6	42:22.948
33	B	1:04.652	15.672	29.211	19.769	116.5	43:27.600
34	B	1:04.944	15.725	29.517	19.702	116.0	44:32.544
35	B	1:04.956	15.754	29.456	19.746	116.0	45:37.500
36	B	1:04.668	15.625	29.371	19.672	116.5	46:42.168
37	B	1:04.729	15.698	29.347	19.684	116.4	47:46.897
38	B	1:04.618	15.555	29.270	19.793	116.6	48:51.515
39	B	1:04.438	15.565	29.265	19.608	116.9	49:55.953
40	B	1:04.360	15.558	29.172	19.630	117.1	51:00.313

Lap	C	Time	Sector 1	Sector 2	Sector 3	Kph	Elapsed
1	A	1:12.040	20.667	30.944	20.429	104.6	1:12.040
2	A	1:08.025	16.175	30.848	21.002	110.8	2:20.065
3	A	2:13.164	27.888	57.445	47.831	56.6	4:33.229
4	A	2:12.161	41.984	59.501	30.676	57.0	6:45.390
5	A	1:05.877	15.623	30.138	20.116	114.4	7:51.267
6	A	1:06.147	16.524	29.756	19.867	113.9	8:57.414
7	A	1:04.640	15.373	29.349	19.918	116.6	10:02.054
8	A	1:05.328	15.491	29.678	20.159	115.3	11:07.382
9	A	1:04.878	15.503	29.355	20.020	116.1	12:12.260
10	A	1:04.832	15.423	29.460	19.949	116.2	13:17.092
11	A	1:05.306	15.515	29.780	20.011	115.4	14:22.398
12	A	1:04.699	15.459	29.278	19.962	116.5	15:27.097
13	A	1:05.539	16.165	29.510	19.864	115.0	16:32.636
14	A	1:04.821	15.534	29.375	19.912	116.2	17:37.457
15	A	1:04.455	15.394	29.294	19.767	116.9	18:41.912
16	A	1:09.582	15.397	29.670	24.515	108.3	19:51.494
17	A	2:42.300	34.502	1:15.158	52.640	46.4	22:33.794
18	A	1:54.169	44.729	43.125	26.315	66.0	24:27.963
19	A	1:04.943	15.436	29.707	19.800	116.0	25:32.906
20	A	1:04.282	15.176	29.324	19.782	117.2	26:37.188
21	A	1:04.411	15.276	29.300	19.835	117.0	27:41.599
22	A	1:04.108	15.159	29.114	19.835	117.5	28:45.707
23	A	1:04.232	15.156	29.217	19.859	117.3	29:49.939
24	A	1:04.442	15.221	29.353	19.868	116.9	30:54.381
25	A	1:09.248 B	15.318	29.691	24.239	108.8	32:03.629
26	B	1:55.803	1:06.209	29.687	19.907	65.1	33:59.432
27	B	1:04.121	15.379	29.104	19.638	117.5	35:03.553
28	B	1:17.832	15.228	34.178	28.426	96.8	36:21.385
29	B	1:46.743	27.243	37.259	42.241	70.6	38:08.128
30	B	2:08.010	47.943	53.771	26.296	58.9	40:16.138
31	B	1:06.422	15.299	31.056	20.067	113.4	41:22.560
32	B	1:05.299	15.067	30.188	20.044	115.4	42:27.859
33	B	1:04.223	15.163	29.411	19.649	117.3	43:32.082
34	B	1:05.608	15.171	29.784	20.653	114.8	44:37.690
35	B	1:05.544	15.958	29.936	19.650	115.0	45:43.234
36	B	1:04.021	15.119	29.202	19.700	117.7	46:47.255
37	B	1:04.238	15.098	29.441	19.699	117.3	47:51.493
38	B	1:04.889	15.084	29.757	20.048	116.1	48:56.382
39	B	1:04.950	15.118	29.924	19.908	116.0	50:01.332
40	B	1:05.366	15.070	30.299	19.997	115.3	51:06.698
41	B	1:04.778	15.156	29.652	19.970	116.3	52:11.476
42	B	1:07.954	15.306	32.387	20.261	110.9	53:19.430
43	B	1:18.920 B	15.258	34.016	29.646	95.5	54:38.350

Lap	C	Time	Sector 1	Sector 2	Sector 3	Kph	Elapsed
1	A	1:13.963	21.639	31.568	20.756	101.9	1:13.963
2	A	1:07.527	16.444	30.451	20.632	111.6	2:21.490
3	A	2:15.285	29.430	58.028	47.827	55.7	4:36.775



FIA Formula E Championship

Round 4 - Mexico City ePrix

Race

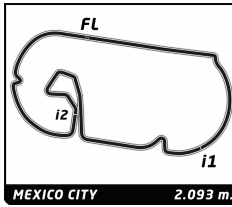
Analysis

Official Timekeeper

Lap	C	Time	Sector 1	Sector 2	Sector 3	Kph	Elapsed	Lap	Time	Sector 1	Sector 2	Sector 3	Kph	Elapsed	
4	A	2:10.109	41.936	58.780	29.393	57.9	6:46.884	13	A	1:04.628	15.406	29.470	19.752	116.6	16:28.857
5	A	1:05.686	15.720	29.929	20.037	114.7	7:52.570	14	A	1:04.566	15.549	29.301	19.716	116.7	17:33.423
6	A	1:05.682	15.730	30.140	19.812	114.7	8:58.252	15	A	1:04.882	15.443	29.531	19.908	116.1	18:38.305
7	A	1:05.359	15.460	29.966	19.933	115.3	10:03.611	16	A	1:08.848	15.509	29.430	23.909	109.4	19:47.153
8	A	1:05.118	15.502	29.764	19.852	115.7	11:08.729	17	A	2:42.386	34.442	1:15.507	52.437	46.4	22:29.539
9	A	1:05.144	15.519	29.723	19.902	115.7	12:13.873	18	A	1:56.617	44.582	45.112	26.923	64.6	24:26.156
10	A	1:05.058	15.570	29.540	19.948	115.8	13:18.931	19	A	1:04.505	15.456	29.236	19.813	116.8	25:30.661
11	A	1:05.052	15.474	29.760	19.818	115.8	14:23.983	20	A	1:04.129	15.158	29.278	19.693	117.5	26:34.790
12	A	1:04.933	15.566	29.551	19.816	116.0	15:28.916	21	A	1:04.275	15.302	29.288	19.685	117.2	27:39.065
13	A	1:05.426	15.497	29.825	20.104	115.2	16:34.342	22	A	1:03.897	15.185	29.020	19.692	117.9	28:42.962
14	A	1:05.766	15.603	30.073	20.090	114.6	17:40.108	23	A	1:04.336	15.433	29.225	19.678	117.1	29:47.298
15	A	1:05.203	15.513	29.762	19.928	115.6	18:45.311	24	A	1:04.694	15.377	29.383	19.934	116.5	30:51.992
16	A	1:09.161	15.701	29.787	23.673	108.9	19:54.472	25	A	1:09.542	15.473	29.988	24.081	108.3	32:01.534
17	A	2:41.380	33.724	1:15.112	52.544	46.7	22:35.852	26	B	1:57.393	1:07.927	29.638	19.828	64.2	33:58.927
18	A	1:53.033	45.037	42.132	25.864	66.7	24:28.885	27	B	1:03.864	15.291	28.953	19.620	118.0	35:02.791
19	A	1:05.172	15.593	29.816	19.763	115.6	25:34.057	28	B	1:17.639	15.304	33.472	28.863	97.0	36:20.430
20	A	1:04.630	15.442	29.446	19.742	116.6	26:38.687	29	B	1:47.105	26.886	37.616	42.603	70.3	38:07.535
21	A	1:04.472	15.382	29.478	19.612	116.9	27:43.159	30	B	2:08.149	47.728	53.736	26.685	58.8	40:15.684
22	A	1:04.621	15.360	29.541	19.720	116.6	28:47.780	31	B	1:06.427	15.499	30.931	19.997	113.4	41:22.111
23	A	1:05.486	15.403	30.351	19.732	115.1	29:53.266	32	B	1:05.351	15.011	30.327	20.013	115.3	42:27.462
24	A	1:04.436	15.356	29.461	19.619	116.9	30:57.702	33	B	1:04.024	15.225	29.185	19.614	117.7	43:31.486
25	A	1:08.819	15.562	29.306	23.951	109.5	32:06.521	34	B	1:05.068	15.243	29.791	20.034	115.8	44:36.554
26	B	1:55.831	1:06.954	29.246	19.631	65.0	34:02.352	35	B	1:05.099	15.649	29.676	19.774	115.7	45:41.653
27	B	1:05.171	15.476	29.866	19.829	115.6	35:07.523	36	B	1:04.375	15.145	29.384	19.846	117.0	46:46.028
28	B	1:16.946	15.323	34.100	27.523	97.9	36:24.469	37	B	1:04.912	15.122	29.841	19.949	116.1	47:50.940
29	B	1:46.846	26.690	37.749	42.407	70.5	38:11.315	38	B	1:05.116	15.213	29.744	20.159	115.7	48:56.056
30	B	2:06.808	48.730	52.311	25.767	59.4	40:18.123	39	B	1:04.825	15.110	29.884	19.831	116.2	50:00.881
31	B	1:05.728	15.324	30.450	19.954	114.6	41:23.851	40	B	1:05.468	15.061	30.345	20.062	115.1	51:06.349
32	B	1:05.146	15.246	29.984	19.916	115.7	42:28.997	41	B	1:04.728	15.173	29.577	19.978	116.4	52:11.077
33	B	1:04.535	15.279	29.491	19.765	116.8	43:33.532	42	B	1:06.652	15.436	31.255	19.961	113.0	53:17.729
34	B	1:04.835	15.207	29.665	19.963	116.2	44:38.367	43	B	1:16.392	15.153	37.592	23.647	98.6	54:34.121
35	B	1:05.366	15.744	29.868	19.754	115.3	45:43.733	44	B	1:10.926	16.973	31.934	22.019	106.2	55:45.047
36	B	1:04.250	15.191	29.360	19.699	117.3	46:47.983	45	B	1:09.720	17.148	31.570	21.002	108.1	56:54.767
37	B	1:04.396	15.229	29.526	19.641	117.0	47:52.379								
38	B	1:04.616	15.128	29.531	19.957	116.6	48:56.995								
39	B	1:04.906	15.275	29.740	19.891	116.1	50:01.901								
40	B	1:05.425	15.221	30.314	19.890	115.2	51:07.326								
41	B	1:05.121	15.270	30.031	19.820	115.7	52:12.447								
42	B	1:06.766	15.194	30.600	20.972	112.9	53:19.213								
43	B	1:07.648	15.299	32.225	20.124	111.4	54:26.861								
44	B	1:05.079	15.245	30.042	19.792	115.8	55:31.940								
45	B	1:05.365	15.303	29.850	20.212	115.3	56:37.305								

23 Nick HEIDFELD							DEU
Mahindra Racing							Mahindra M3Electro
1	A	1:10.173	19.260	30.513	20.400	107.4	1:10.173
2	A	1:08.251	16.096	31.356	20.799	110.4	2:18.424
3	A	2:11.456	24.563	59.218	47.675	57.3	4:29.880
4	A	2:14.103	41.406	1:00.924	31.773	56.2	6:43.983
5	A	1:05.847	15.606	30.216	20.025	114.4	7:49.830
6	A	1:04.999	15.524	29.642	19.833	115.9	8:54.829
7	A	1:05.015	15.433	29.658	19.924	115.9	9:59.844
8	A	1:04.969	15.402	29.703	19.864	116.0	11:04.813
9	A	1:04.815	15.458	29.617	19.740	116.3	12:09.628
10	A	1:05.226	15.527	29.454	20.245	115.5	13:14.854
11	A	1:04.899	15.475	29.562	19.862	116.1	14:19.753
12	A	1:04.476	15.321	29.435	19.720	116.9	15:24.229

25 Jean-Eric VERGNE							FRA
TECHEETAH							Renault Z.E. 16
1	A	1:10.516	19.687	30.544	20.285	106.9	1:10.516
2	A	1:08.685	16.131	31.360	21.194	109.7	2:19.201
3	A	2:12.225	25.767	58.312	48.146	57.0	4:31.426
4	A	2:12.984	41.099	1:00.450	31.435	56.7	6:44.410
5	A	1:05.736	15.736	30.098	19.902	114.6	7:50.146
6	A	1:05.014	15.552	29.661	19.801	115.9	8:55.160
7	A	1:05.019	15.475	29.624	19.920	115.9	10:00.179
8	A	1:05.030	15.596	29.635	19.799	115.9	11:05.209
9	A	1:04.824	15.472	29.584	19.768	116.2	12:10.033
10	A	1:05.155	15.508	29.392	20.255	115.6	13:15.188
11	A	1:04.859	15.438	29.606	19.815	116.2	14:20.047
12	A	1:04.591	15.400	29.446	19.745	116.7	15:24.638
13	A	1:04.717	15.449	29.433	19.835	116.4	16:29.355
14	A	1:04.604	15.507	29.306	19.791	116.6	17:33.959
15	A	1:04.826	15.372	29.436	20.018	116.2	18:38.785
16	A	1:09.038	15.578	29.506	23.954	109.1	19:47.823
17	A	2:42.970	35.054	1:15.317	52.599	46.2	22:30.793
18	A	1:55.704	44.726	44.207	26.771	65.1	24:26.497
19	A	1:04.574	15.518	29.322	19.734	116.7	25:31.071
20	A	1:04.123	15.430	29.092	19.601	117.5	26:35.194
21	A	1:04.124	15.453	28.984	19.687	117.5	27:39.318



FIA Formula E Championship

Round 4 - Mexico City ePrix

Race

Analysis

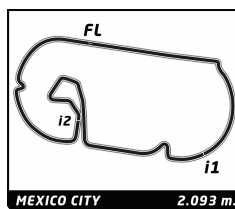
Official Timekeeper TAGHeuer

Lap	C	Time	Sector 1	Sector 2	Sector 3	Kph	Elapsed	Lap	Time	Sector 1	Sector 2	Sector 3	Kph	Elapsed	
22	A	1:04.188	15.325	29.149	19.714	117.4	28:43.506	31	B	1:06.293	15.333	30.987	19.973	113.7	41:22.975
23	A	1:04.523	15.543	29.205	19.775	116.8	29:48.029	32	B	1:05.263	15.197	30.068	19.998	115.5	42:28.238
24	A	1:08.790	15.447	29.284	24.059	109.5	30:56.819	33	B	1:04.303	15.261	29.289	19.753	117.2	43:32.541
25	B	1:54.619	1:06.391	28.802	19.426	65.7	32:51.438	34	B	1:04.649	15.184	29.589	19.876	116.5	44:37.190
26	B	1:03.334	15.287	28.732	19.315	119.0	33:54.772	35	B	1:09.250	15.361	29.773	24.116	108.8	45:46.440
27	B	1:03.549	15.340	28.756	19.453	118.6	34:58.321	36	B	1:21.092	32.020	29.445	19.627	92.9	47:07.532
28	B	1:16.053	15.380	31.402	29.271	99.1	36:14.374	37	B	1:04.248	15.453	29.052	19.743	117.3	48:11.780
29	B	1:50.429	26.770	39.687	43.972	68.2	38:04.803	38	B	1:03.792	15.239	28.910	19.643	118.1	49:15.572
30	B	2:09.147	47.112	54.701	27.334	58.3	40:13.950	39	B	1:04.126	15.203	29.064	19.859	117.5	50:19.698
31	B	1:06.565	15.580	31.208	19.777	113.2	41:20.515	40	B	1:04.680	15.312	29.542	19.826	116.5	51:24.378
32	B	1:05.263	15.102	30.544	19.617	115.5	42:25.778	41	B	1:04.109	15.355	29.095	19.659	117.5	52:28.487
33	B	1:04.155	15.261	29.204	19.690	117.4	43:29.933	42	B	1:04.089	15.251	29.228	19.610	117.6	53:32.576
34	B	1:05.446	15.479	30.201	19.766	115.1	44:35.379	43	B	1:05.855	15.493	30.400	19.962	114.4	54:38.431
35	B	1:04.915	15.753	29.352	19.810	116.1	45:40.294	44	B	1:05.222	15.416	29.716	20.090	115.5	55:43.653
36	B	1:04.597	15.431	29.426	19.740	116.6	46:44.891	45	B	1:05.341	15.430	30.070	19.841	115.3	56:48.994
37	B	1:04.802	15.552	29.519	19.731	116.3	47:49.693								
38	B	1:05.282	15.605	29.756	19.921	115.4	48:54.975								
39	B	1:04.676	15.208	29.845	19.623	116.5	49:59.651								
40	B	1:05.428	15.284	30.388	19.756	115.2	51:05.079								
41	B	1:04.816	15.374	29.639	19.803	116.2	52:09.895								
42	B	1:05.818	16.191	30.082	19.545	114.5	53:15.713								
43	B	1:04.674	15.860	29.233	19.581	116.5	54:20.387								
44	B	1:04.769	15.342	29.712	19.715	116.3	55:25.156								
45	B	1:04.345	15.362	29.314	19.669	117.1	56:29.501								

27		Robin FRIJNS		NLD			
		Andretti Formula E		Andretti ATEC-02			
1	A	1:15.961	22.623	32.915	20.423	99.2	1:15.961
2	A	1:11.649	16.860	31.143	23.646	105.2	2:27.610
3	A	2:13.270	28.897	57.010	47.363	56.5	4:40.880
4	A	2:08.384	43.358	56.672	28.354	58.7	6:49.264
5	A	1:05.992	15.790	29.457	20.745	114.2	7:55.256
6	A	1:06.431	15.946	30.168	20.317	113.4	9:01.687
7	A	1:05.621	16.000	29.935	19.686	114.8	10:07.308
8	A	1:04.719	15.511	29.549	19.659	116.4	11:12.027
9	A	1:04.789	15.439	29.525	19.825	116.3	12:16.816
10	A	1:05.051	15.610	29.586	19.855	115.8	13:21.867
11	A	1:04.658	15.348	29.472	19.838	116.5	14:26.525
12	A	1:04.888	15.500	29.432	19.956	116.1	15:31.413
13	A	1:04.771	15.593	29.390	19.788	116.3	16:36.184
14	A	1:05.343	15.534	29.921	19.888	115.3	17:41.527
15	A	1:05.167	15.642	29.597	19.928	115.6	18:46.694
16	A	1:11.205	17.028	29.415	24.762	105.8	19:57.899
17	A	2:40.962	33.630	1:15.535	51.797	46.8	22:38.861
18	A	1:51.615	45.188	40.788	25.639	67.5	24:30.476
19	A	1:04.971	15.557	29.582	19.832	116.0	25:35.447
20	A	1:04.731	15.407	29.658	19.666	116.4	26:40.178
21	A	1:04.881	15.386	29.860	19.635	116.1	27:45.059
22	A	1:04.247	15.292	29.260	19.695	117.3	28:49.306
23	A	1:04.706	15.350	29.616	19.740	116.4	29:54.012
24	A	1:05.119	15.425	29.804	19.890	115.7	30:59.131
25	A	1:09.689	15.868	29.489	24.332	108.1	32:08.820
26	B	1:51.360	1:02.406	29.248	19.706	67.7	34:00.180
27	B	1:03.787	15.365	28.810	19.612	118.1	35:03.967
28	B	1:18.281	15.309	35.446	27.526	96.3	36:22.248
29	B	1:46.603	26.906	37.421	42.276	70.7	38:08.851
30	B	2:07.831	48.343	53.279	26.209	58.9	40:16.682

28		Antonio Felix DA COSTA		PRT			
		Andretti Formula E		Andretti ATEC-02			
1	A	1:11.286	20.180	30.889	20.217	105.7	1:11.286
2	A	1:14.294	21.177	31.052	22.065	101.4	2:25.580
3	A	2:14.734	30.077	56.596	48.061	55.9	4:40.314
4	A	2:08.280	43.253	56.707	28.320	58.7	6:48.594
5	A	1:06.310	15.687	29.665	20.958	113.6	7:54.904
6	A	1:06.462	16.007	29.933	20.522	113.4	9:01.366
7	A	1:05.143	15.957	29.385	19.801	115.7	10:06.509
8	A	1:04.624	15.389	29.455	19.780	116.6	11:11.133
9	A	1:04.971	15.542	29.601	19.828	116.0	12:16.104
10	A	1:04.794	15.545	29.404	19.845	116.3	13:20.898
11	A	1:04.702	15.526	29.432	19.744	116.5	14:25.600
12	A	1:04.742	15.419	29.624	19.699	116.4	15:30.342
13	A	1:05.087	15.576	29.535	19.976	115.8	16:35.429
14	A	1:05.658	15.553	30.115	19.990	114.8	17:41.087
15	A	1:05.167	15.561	29.619	19.987	115.6	18:46.254
16	A	1:10.142	15.628	29.767	24.747	107.4	19:56.396
17	A	2:41.591	34.366	1:14.870	52.355	46.6	22:37.987
18	A	1:51.944	45.139	41.314	25.491	67.3	24:29.931
19	A	1:05.060	15.405	29.737	19.918	115.8	25:34.991
20	A	1:04.209	15.154	29.394	19.661	117.3	26:39.200
21	A	1:04.348	15.192	29.554	19.602	117.1	27:43.548
22	A	1:04.652	15.180	29.767	19.705	116.5	28:48.200
23	A	1:04.655	15.181	29.619	19.855	116.5	29:52.855
24	A	1:04.343	15.319	29.290	19.734	117.1	30:57.198
25	A	1:08.693	15.390	29.367	23.936	109.7	32:05.891
26	B	1:51.875	1:02.963	29.253	19.659	67.4	33:57.766
27	B	1:03.972	15.273	29.162	19.537	117.8	35:01.738
28	B	1:14.908	15.249	30.977	28.682	100.6	36:16.646
29	B	1:49.738	26.407	39.619	43.712	68.7	38:06.384
30	B	2:08.617	47.042	54.501	27.074	58.6	40:15.001
31	B	1:06.052	15.389	30.761	19.902	114.1	41:21.053
32	B	1:05.378	15.101	30.348	19.929	115.2	42:26.431

33		Esteban GUTIERREZ		MEX			
		TECHEETAH		Renault Z.E. 16			
1	B	1:14.362	21.333	32.657	20.372	101.3	1:14.362
2	B	1:07.702	16.780	30.503	20.419	111.3	2:22.064
3	B	2:16.276	29.942	57.763	48.571	55.3	4:38.340
4	B	2:09.290	41.052	58.994	29.244	58.3	6:47.630



FIA Formula E Championship

Round 4 - Mexico City ePrix

Race

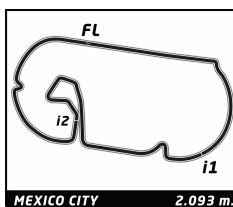
Analysis

Official Timekeeper

							Personal Best		Session Best		B Crossing the finish line in pit lane					
Lap	C	Time	Sector 1	Sector 2	Sector 3	Kph	Elapsed	Lap	Time	Sector 1	Sector 2	Sector 3	Kph	Elapsed		
5	B	1:06.699	15.796	29.820	21.083	113.0	7:54.329	14	B	1:04.778	15.519	29.593	19.666	116.3	17:31.876	
6	B	1:06.821	15.997	29.827	20.997	112.8	9:01.150	15	B	1:04.301	15.341	29.398	19.562	117.2	18:36.177	
7	B	1:09.328	16.515	31.572	21.241	108.7	10:10.478	16	B	1:09.347	15.453	29.195	24.699	108.7	19:45.524	
8	B	1:08.079	16.886	31.422	19.771	110.7	11:18.557	17	B	2:42.461	35.395	1:15.211	51.855	46.4	22:27.985	
9	B	1:05.408	15.648	29.847	19.913	115.2	12:23.965	18	B	1:57.599	43.645	46.799	27.155	64.1	24:25.584	
10	B	1:06.196	15.286	29.734	21.176	113.8	13:30.161	19	B	1:04.197	15.311	29.163	19.723	117.4	25:29.781	
11	B	1:05.012	15.424	29.698	19.890	115.9	14:35.173	20	B	1:03.992	15.246	29.283	19.463	117.7	26:33.773	
12	B	1:04.905	15.433	29.658	19.814	116.1	15:40.078	21	B	1:03.735	15.147	29.019	19.569	118.2	27:37.508	
13	B	1:05.397	15.569	30.002	19.826	115.2	16:45.475	22	B	1:03.994	15.324	28.956	19.714	117.7	28:41.502	
14	B	1:04.789	15.575	29.469	19.745	116.3	17:50.264	23	B	1:04.167	15.280	29.154	19.733	117.4	29:45.669	
15	B	1:05.252	15.662	29.702	19.888	115.5	18:55.516	24	B	1:04.363	15.313	29.419	19.631	117.1	30:50.032	
16	B	1:10.224	15.777	30.407	24.040	107.3	20:05.740	25	B	1:08.477 B	15.215	29.427	23.835	110.0	31:58.509	
17	B	2:38.703	34.003	1:13.383	51.317	47.5	22:44.443	26	A	1:54.741	1:06.491	28.922	19.328	65.7	33:53.250	
18	B	1:49.392	44.263	39.873	25.256	68.9	24:33.835	27	A	1:03.838	15.756	28.762	19.320	118.0	34:57.088	
19	B	1:04.935	15.526	29.561	19.848	116.0	25:38.770	28	A	1:16.252	15.245	30.372	30.635	98.8	36:13.340	
20	B	1:04.276	15.387	29.304	19.585	117.2	26:43.046	29	A	1:50.827	26.742	39.753	44.332	68.0	38:04.167	
21	B	1:04.884	15.427	29.658	19.799	116.1	27:47.930	30	A	2:09.460	47.179	54.913	27.368	58.2	40:13.627	
22	B	1:05.078	15.300	29.981	19.797	115.8	28:53.008	31	A	1:06.591	15.807	30.629	20.155	113.2	41:20.218	
23	B	1:04.961	15.363	29.746	19.852	116.0	29:57.969	32	A	1:04.539	15.148	29.886	19.505	116.7	42:24.757	
24	B	1:10.345 B	15.302	29.987	25.056	107.1	31:08.314	33	A	1:04.783	15.395	29.446	19.942	116.3	43:29.540	
25	A	1:56.528	1:06.512	30.208	19.808	64.7	33:04.842	34	A	1:05.493	15.535	30.084	19.874	115.0	44:35.033	
26	A	1:04.831	15.557	29.509	19.765	116.2	34:09.673	35	A	1:13.820	22.620	31.339	19.861	102.1	45:48.853	
27	A	1:04.892	15.497	29.729	19.666	116.1	35:14.565	36	A	1:04.910	15.192	29.943	19.775	116.1	46:53.763	
28	A	1:16.789	16.405	33.658	26.726	98.1	36:31.354	37	A	1:05.669	15.149	30.632	19.888	114.7	47:59.432	
29	A	1:43.864	24.459	37.189	42.216	72.5	38:15.218	38	A	1:04.005	15.321	29.146	19.538	117.7	49:03.437	
30	A	2:04.958	48.362	51.942	24.654	60.3	40:20.176	39	A	1:04.015	15.168	29.133	19.714	117.7	50:07.452	
31	A	1:06.072	15.504	30.579	19.989	114.0	41:26.248	40	A	1:03.973	15.083	29.177	19.713	117.8	51:11.425	
32	A	1:06.236	15.190	30.156	20.890	113.8	42:32.484	41	A	1:04.208	15.056	29.295	19.857	117.3	52:15.633	
33	A	1:05.368	15.249	29.446	20.673	115.3	43:37.852	42	A	1:05.145	15.040	29.861	20.244	115.7	53:20.778	
34	A	1:04.783	15.522	29.503	19.758	116.3	44:42.635	43	A	1:06.527	15.503	31.202	19.822	113.3	54:27.305	
35	A	1:07.176	16.373	30.774	20.029	112.2	45:49.811	44	A	1:06.177	15.110	30.166	20.901	113.9	55:33.482	
36	A	1:05.039	15.425	29.878	19.736	115.9	46:54.850	45	A	1:04.684	15.215	29.706	19.763	116.5	56:38.166	
37	A	1:05.579	15.229	30.416	19.934	114.9	48:00.429									
38	A	1:04.374	15.176	29.466	19.732	117.0	49:04.803									
39	A	1:04.534	15.206	29.539	19.789	116.8	50:09.337									
40	A	1:04.627	15.255	29.613	19.759	116.6	51:13.964									
41	A	1:04.287	15.111	29.402	19.774	117.2	52:18.251									
42	A	1:04.820	15.133	29.799	19.888	116.2	53:23.071									
43	A	1:08.121	15.228	31.452	21.441	110.6	54:31.192									
44	A	1:05.698	15.556	30.234	19.908	114.7	55:36.890									
45	A	1:06.362	15.360	31.109	19.893	113.5	56:43.252									

37 José Maria LOPEZ		ARG					
DS Virgin Racing		DS Virgin DSV-02					
1	B	1:09.082	18.421	30.410	20.251	109.1	1:09.082
2	B	1:08.143	16.030	31.578	20.535	110.6	2:17.225
3	B	2:11.344	24.621	58.954	47.769	57.4	4:28.569
4	B	2:14.748	40.988	1:01.573	32.187	55.9	6:43.317
5	B	1:05.567	15.747	29.610	20.210	114.9	7:48.884
6	B	1:05.020	15.566	29.479	19.975	115.9	8:53.904
7	B	1:04.676	15.463	29.343	19.870	116.5	9:58.580
8	B	1:05.237	15.538	29.925	19.774	115.5	11:03.817
9	B	1:04.696	15.425	29.551	19.720	116.5	12:08.513
10	B	1:04.506	15.396	29.427	19.683	116.8	13:13.019
11	B	1:04.910	15.425	29.581	19.904	116.1	14:17.929
12	B	1:04.635	15.429	29.400	19.806	116.6	15:22.564
13	B	1:04.534	15.424	29.456	19.654	116.8	16:27.098

47 Adam CARROLL		GBR					
Panasonic Jaguar Racing		Jaguar I-Type 1					
1	A	1:12.984	21.075	31.623	20.286	103.2	1:12.984
2	A	1:08.044	16.604	30.552	20.888	110.7	2:21.028
3	A	2:14.575	28.984	57.794	47.797	56.0	4:35.603
4	A	2:10.825	41.801	59.280	29.744	57.6	6:46.428
5	A	1:05.831	15.781	29.842	20.208	114.5	7:52.259
6	A	1:05.639	15.735	30.006	19.898	114.8	8:57.898
7	A	1:05.309	15.498	29.895	19.916	115.4	10:03.207
8	A	1:04.924	15.463	29.542	19.919	116.1	11:08.131
9	A	1:05.326	15.461	29.881	19.984	115.3	12:13.457
10	A	1:05.036	15.541	29.589	19.906	115.9	13:18.493
11	A	1:05.182	15.547	29.634	20.001	115.6	14:23.675
12	A	1:04.817	15.428	29.551	19.838	116.2	15:28.492
13	A	1:05.279	15.508	29.712	20.059	115.4	16:33.771
14	A	1:06.118	15.812	29.962	20.344	114.0	17:39.889
15	A	1:05.050	15.420	29.599	20.031	115.8	18:44.939
16	A	1:07.913	15.709	29.596	22.608	110.9	19:52.852
17	A	2:41.669	34.230	1:15.133	52.306	46.6	22:34.521
18	A	1:53.918	44.948	42.803	26.167	66.1	24:28.439
19	A	1:05.126	15.587	29.652	19.887	115.7	25:33.565
20	A	1:04.482	15.375	29.400	19.707	116.9	26:38.047
21	A	1:04.526	15.386	29.362	19.778	116.8	27:42.573
22	A	1:04.660	15.435	29.448	19.777	116.5	28:47.233



FIA Formula E Championship

Round 4 - Mexico City ePrix

Race

Analysis

Official Timekeeper TAGHeuer

Lap	C	Time	Sector 1	Sector 2	Sector 3	Kph	Elapsed	Lap	Time	Sector 1	Sector 2	Sector 3	Kph	Elapsed	
23	A	1:04.551	15.538	29.298	19.715	116.7	29:51.784	32	A	1:05.174	15.210	30.113	19.851	115.6	42:30.721
24	A	1:08.868 B	15.380	29.397	24.091	109.4	31:00.652	33	A	1:06.695	15.320	30.623	20.752	113.0	43:37.416
25	B	1:55.978	1:06.482	29.484	20.012	65.0	32:56.630	34	A	1:04.394	15.339	29.065	19.990	117.0	44:41.810
26	B	1:05.350	15.670	29.835	19.845	115.3	34:01.980	35	A	1:07.346	16.077	31.382	19.887	111.9	45:49.156
27	B	1:05.231	15.570	29.703	19.958	115.5	35:07.211	36	A	1:04.923	15.516	29.643	19.764	116.1	46:54.079
28	B	1:16.515	15.369	33.693	27.453	98.5	36:23.726	37	A	1:05.662	15.342	30.562	19.758	114.8	47:59.741
29	B	1:46.965	26.911	37.609	42.445	70.4	38:10.691	38	A	1:04.360	15.255	29.505	19.600	117.1	49:04.101
30	B	2:07.003	48.379	52.621	26.003	59.3	40:17.694	39	A	1:04.108	15.203	29.218	19.687	117.5	50:08.209
31	B	1:06.803	15.403	31.260	20.140	112.8	41:24.497	40	A	1:04.111	15.248	29.127	19.736	117.5	51:12.320
32	B	1:05.119	15.242	29.855	20.022	115.7	42:29.616	41	A	1:04.300	15.133	29.542	19.625	117.2	52:16.620
33	B	1:04.741	15.281	29.602	19.858	116.4	43:34.357	42	A	1:04.461	15.103	29.373	19.985	116.9	53:21.081
34	B	1:04.935	15.382	29.501	20.052	116.0	44:39.292	43	A	1:08.226	15.534	32.128	20.564	110.4	54:29.307
35	B	1:05.215	15.929	29.501	19.785	115.5	45:44.507	44	A	1:05.007	15.339	29.966	19.702	115.9	55:34.314
36	B	1:04.576	15.364	29.376	19.836	116.7	46:49.083	45	A	1:04.915	15.293	29.781	19.841	116.1	56:39.229
37	B	1:04.518	15.218	29.259	20.041	116.8	47:53.601								
38	B	1:05.488	15.258	30.352	19.878	115.1	48:59.089								
39	B	1:04.479	15.215	29.363	19.901	116.9	50:03.568								
40	B	1:04.995	15.090	29.929	19.976	115.9	51:08.563								
41	B	1:05.018	15.220	29.891	19.907	115.9	52:13.581								
42	B	1:06.278	15.160	30.772	20.346	113.7	53:19.859								
43	B	1:10.389	15.380	33.796	21.213	107.0	54:30.248								
44	B	1:05.519	15.435	30.025	20.059	115.0	55:35.767								
45	B	1:05.490	15.326	29.952	20.212	115.1	56:41.257								

Personal Best Session Best B Crossing the finish line in pit lane

Lap	C	Time	Sector 1	Sector 2	Sector 3	Kph	Elapsed
1	B	1:16.532	22.917	33.215	20.400	98.5	1:16.532
2	B	1:11.889	16.639	31.459	23.791	104.8	2:28.421
3	B	2:13.706	28.964	56.751	47.991	56.4	4:42.127
4	B	2:08.046	43.343	56.979	27.724	58.8	6:50.173
5	B	1:05.861	15.871	29.772	20.218	114.4	7:56.034
6	B	1:06.476	15.859	30.503	20.114	113.3	9:02.510
7	B	1:07.181	15.819	31.190	20.172	112.2	10:09.691
8	B	1:04.811	15.683	29.227	19.901	116.3	11:14.502
9	B	1:04.524	15.585	29.276	19.663	116.8	12:19.026
10	B	1:04.711	15.574	29.314	19.823	116.4	13:23.737
11	B	1:04.727	15.670	29.306	19.751	116.4	14:28.464
12	B	1:04.570	15.504	29.355	19.711	116.7	15:33.034
13	B	1:04.496	15.444	29.272	19.780	116.8	16:37.530
14	B	1:04.896	15.510	29.579	19.807	116.1	17:42.426
15	B	1:05.146	15.663	29.724	19.759	115.7	18:47.572
16	B	1:11.654	16.670	29.691	25.293	105.2	19:59.226
17	B	2:40.631	33.713	1:15.143	51.775	46.9	22:39.857
18	B	1:50.980	44.816	40.668	25.496	67.9	24:30.837
19	B	1:05.086	15.553	29.774	19.759	115.8	25:35.923
20	B	1:04.734	15.481	29.650	19.603	116.4	26:40.657
21	B	1:04.966	15.389	29.841	19.736	116.0	27:45.623
22	B	1:04.165	15.351	29.267	19.547	117.4	28:49.788
23	B	1:04.854	15.371	29.724	19.759	116.2	29:54.642
24	B	1:04.795	15.297	29.764	19.734	116.3	30:59.437
25	B	1:10.081 B	15.878	29.823	24.380	107.5	32:09.518
26	A	1:56.163	1:07.444	29.193	19.526	64.9	34:05.681
27	A	1:04.115	15.590	28.935	19.590	117.5	35:09.796
28	A	1:19.196	15.679	36.611	26.906	95.1	36:28.992
29	A	1:45.266	25.665	37.435	42.166	71.6	38:14.258
30	A	2:05.205	48.466	51.738	25.001	60.2	40:19.463
31	A	1:06.084	15.336	30.892	19.856	114.0	41:25.547

66 Daniel ABT DEU
 ABT Schaeffler Audi Sport ABT Schaeffler FE02

88 Oliver TURVEY GBR
 NEXTEV NIO NextEV TCR Formula 002

1	B	1:08.816	18.021	30.481	20.314	109.5	1:08.816
2	B	1:07.775	15.941	30.873	20.961	111.2	2:16.591
3	B	2:10.184	24.380	58.174	47.630	57.9	4:26.775
4	B	2:16.093	41.289	1:02.048	32.756	55.4	6:42.868
5	B	1:05.403	15.771	29.674	19.958	115.2	7:48.271
6	B	1:04.882	15.525	29.642	19.715	116.1	8:53.153
7	B	1:04.871	15.512	29.585	19.774	116.2	9:58.024
8	B	1:04.915	15.501	29.493	19.921	116.1	11:02.939
9	B	1:04.871	15.484	29.583	19.804	116.2	12:07.810
10	B	1:04.636	15.480	29.386	19.770	116.6	13:12.446
11	B	1:04.945	15.365	29.658	19.922	116.0	14:17.391
12	B	1:05.219	15.354	29.469	20.396	115.5	15:22.610