

FIA Formula E Championship

Round 8 - Berlin ePrix

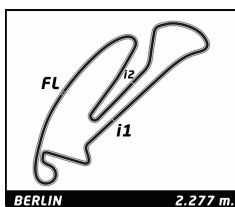
Non Qualifying Practice 3

Analysis

Official Timekeeper TAGHeuer

■ Personal Best
 ■ Session Best
 ■ B Crossing the finish line in pit lane

Lap	C	Time	Sector 1	Sector 2	Sector 3	Kph	Elapsed	Lap	Time	Sector 1	Sector 2	Sector 3	Kph	Elapsed			
2		Sam BIRD						GBR	4		Tom DILLMANN						FRA
		DS Virgin Racing						DS Virgin DSV-02			Venturi Formula E Team						Venturi VM200-FE-02
1	A	1:29.660	40.599	22.633	26.428	91.4	1:29.660	1	A	2:20.058	1:32.466	22.013	25.579	58.5	2:20.058		
2	A	1:22.611	29.517	24.075	29.019	99.2	2:52.271	2	A	1:13.502	27.305	21.115	25.082	111.5	3:33.560		
3	A	1:09.914	26.099	20.175	23.640	117.2	4:02.185	3	A	1:13.631	27.464	21.487	24.680	111.3	4:47.191		
4	A	1:29.339	28.999	30.332	30.008	91.8	5:31.524	4	A	1:13.285	27.345	21.120	24.820	111.9	6:00.476		
5	A	1:09.266	25.890	19.792	23.584	118.3	6:40.790	5	A	1:13.348	27.172	21.254	24.922	111.8	7:13.824		
6	A	1:40.062	30.189	32.025	37.848	81.9	8:20.852	6	A	1:13.179	27.126	21.192	24.861	112.0	8:27.003		
7	A	1:09.503	26.138	19.767	23.598	117.9	9:30.355	7	A	1:13.395	27.379	21.074	24.942	111.7	9:40.398		
8	A	1:33.335	31.504	32.878	28.953	87.8	11:03.690	8	B	5:29.641 B	27.245	20.095	4:42.301	24.9	15:10.039		
9	A	1:10.538	25.895	19.705	24.938	116.2	12:14.228	9	B	1:17.580	31.026	21.815	24.739	105.7	16:27.619		
10	B	7:25.995 B	27.853	23.913	6:34.229	18.4	19:40.223	10	B	1:12.705	27.010	20.841	24.854	112.7	17:40.324		
11	B	1:14.148	29.943	20.259	23.946	110.6	20:54.371	11	B	1:13.020	27.209	20.956	24.855	112.3	18:53.344		
12	B	1:12.443	26.799	21.028	24.616	113.2	22:06.814	12	B	1:13.187	27.364	21.061	24.762	112.0	20:06.531		
13	B	1:11.664	26.899	20.421	24.344	114.4	23:18.478	13	B	1:13.251	27.313	21.001	24.937	111.9	21:19.782		
14	B	1:11.865	26.761	20.703	24.401	114.1	24:30.343	14	B	1:14.300	27.630	21.419	25.251	110.3	22:34.082		
15	B	1:11.980	26.737	20.687	24.556	113.9	25:42.323	15	B	1:15.212	27.812	22.159	25.241	109.0	23:49.294		
16	B	1:11.695	26.755	20.566	24.374	114.3	26:54.018	16	B	7:00.866 B	27.496	21.199	6:12.171	19.5	30:50.160		
17	B	1:11.893	26.819	20.718	24.356	114.0	28:05.911	17	B	1:13.498	29.552	20.048	23.898	111.5	32:03.658		
18	B	1:12.752	26.726	20.443	25.583	112.7	29:18.663	18	B	1:10.633	26.612	20.249	23.772	116.1	33:14.291		
19	A	5:14.786 B	26.899	20.599	4:27.288	26.0	34:33.449	19	B	1:09.950	26.045	19.976	23.929	117.2	34:24.241		
20	B	5:38.060 B	30.982	21.030	4:46.048	24.2	40:11.509	20	B	1:10.245	26.268	20.050	23.927	116.7	35:34.486		
21	B	1:16.719	31.508	20.366	24.845	106.8	41:28.228	21	B	6:10.737 B	27.645	21.095	5:21.997	22.1	41:45.223		
22	B	1:11.956	26.993	20.613	24.350	113.9	42:40.184	22	B	1:16.084	30.349	20.318	25.417	107.7	43:01.307		
23	B	1:11.978	26.881	20.581	24.516	113.9	43:52.162	23	B	1:10.075	26.103	20.102	23.870	117.0	44:11.382		
24	B	1:12.409	27.186	20.672	24.551	113.2	45:04.571	24	B	1:10.114	26.219	20.021	23.874	116.9	45:21.496		
3		Nelson PIQUET JR						BRA	5		Maro ENGEL						DEU
		NEXTEV NIO						NextEV TCR Formula 002			Venturi Formula E Team						Venturi VM200-FE-02
1	B	2:18.917	1:31.511	21.912	25.494	59.0	2:18.917	1	A	1:31.790	44.793	21.790	25.207	89.3	1:31.790		
2	B	1:12.979	26.843	21.153	24.983	112.3	3:31.896	2	A	1:14.418	27.802	21.476	25.140	110.2	2:46.208		
3	B	1:10.873	26.776	20.064	24.033	115.7	4:42.769	3	A	1:12.643	27.239	20.717	24.687	112.8	3:58.851		
4	B	1:09.939	26.228	20.038	23.673	117.2	5:52.708	4	A	1:13.807	28.627	20.781	24.399	111.1	5:12.658		
5	B	1:09.930	26.048	19.919	23.963	117.2	7:02.638	5	A	1:12.149	26.934	20.645	24.570	113.6	6:24.807		
6	A	5:51.627 B	26.585	20.315	5:04.727	23.3	12:54.265	6	A	1:12.438	27.035	20.646	24.757	113.2	7:37.245		
7	A	1:19.420	31.511	21.799	26.110	103.2	14:13.685	7	A	1:12.545	27.236	20.737	24.572	113.0	8:49.790		
8	A	1:11.865	26.663	20.500	24.702	114.1	15:25.550	8	A	1:13.115	27.221	21.121	24.773	112.1	10:02.905		
9	A	1:09.901	26.122	19.992	23.787	117.3	16:35.451	9	A	1:13.351	27.505	21.099	24.747	111.8	11:16.256		
10	A	1:09.968	26.080	19.947	23.941	117.2	17:45.419	10	A	1:12.860	27.424	20.865	24.571	112.5	12:29.116		
11	A	1:22.156	30.075	25.104	26.977	99.8	19:07.575	11	A	1:12.950	27.492	20.877	24.581	112.4	13:42.066		
12	A	1:13.005	26.929	21.108	24.968	112.3	20:20.580	12	A	1:17.578	27.987	24.283	25.308	105.7	14:59.644		
13	A	1:13.146	27.282	21.044	24.820	112.1	21:33.726	13	A	1:10.068	26.175	20.104	23.789	117.0	16:09.712		
14	A	1:12.883	27.240	20.877	24.766	112.5	22:46.609	14	B	3:43.499 B	26.557	20.196	2:56.746	36.7	19:53.211		
15	A	1:12.792	27.188	20.858	24.746	112.6	23:59.401	15	B	1:16.580	30.927	20.981	24.672	107.0	21:09.791		
16	A	1:12.686	27.192	20.856	24.638	112.8	25:12.087	16	B	1:13.133	27.709	20.845	24.579	112.1	22:22.924		
17	A	1:12.898	27.517	20.747	24.634	112.4	26:24.985	17	B	1:12.539	27.283	20.678	24.578	113.0	23:35.463		
18	A	1:12.345	27.138	20.666	24.541	113.3	27:37.330	18	B	1:12.595	27.239	20.688	24.668	112.9	24:48.058		
19	A	1:11.996	26.885	20.587	24.524	113.9	28:49.326	19	B	1:12.557	27.114	20.709	24.734	113.0	26:00.615		
20	A	1:11.810	26.836	20.523	24.451	114.2	30:01.136	20	B	1:12.671	27.192	20.724	24.755	112.8	27:13.286		
21	A	1:12.040	26.911	20.573	24.556	113.8	31:13.176	21	B	1:12.755	27.188	20.715	24.852	112.7	28:26.041		
22	B	6:33.701 B	28.676	21.566	5:43.459	20.8	37:46.877	22	B	1:13.058	27.409	20.826	24.823	112.2	29:39.099		
23	B	1:29.666	38.623	26.630	24.413	91.4	39:16.543	23	B	1:13.534	27.812	20.884	24.838	111.5	30:52.633		
24	B	1:13.704	28.005	21.663	24.036	111.2	40:30.247	24	B	1:13.968	28.470	20.902	24.596	110.8	32:06.601		
25	B	1:20.495	27.305	23.130	30.060	101.8	41:50.742	25	B	1:12.710	27.210	20.764	24.736	112.7	33:19.311		
26	B	1:15.013	26.046	21.798	27.169	109.3	43:05.755	26	B	1:12.750	27.145	20.796	24.809	112.7	34:32.061		
27	B	1:09.694	25.948	19.842	23.904	117.6	44:15.449	27	B	1:20.786	29.314	27.040	24.432	101.5	35:52.847		



FIA Formula E Championship

Round 8 - Berlin ePrix

Non Qualifying Practice 3

Analysis

Official Timekeeper TAGHeuer

■ Personal Best ■ Session Best ■ Crossing the finish line in pit lane

Lap	C	Time	Sector 1	Sector 2	Sector 3	Kph	Elapsed	Lap	Time	Sector 1	Sector 2	Sector 3	Kph	Elapsed		
28	B	1:10.134	26.228	20.002	23.904	116.9	37:02.981	4	A	1:24.231	32.275	24.410	27.546	97.3	5:20.446	
29	A	3:06.148	B	26.179	19.941	2:20.028	44.0	40:09.129	5	A	1:09.756	25.906	19.972	23.878	117.5	6:30.202
30	A	1:16.423	30.895	20.880	24.648	107.3	41:25.552	6	B	4:48.951	B	25.989	19.947	4:03.015	28.4	11:19.153
31	A	1:08.857	25.627	19.723	23.507	119.0	42:34.409	7	B	1:19.930	32.905	21.430	25.595	102.6	12:39.083	
32	B	2:17.182	B	29.800	28.291	1:19.091	59.8	44:51.591	8	B	1:12.817	27.623	20.847	24.347	112.6	13:51.900
33	B	1:25.389	34.009	25.158	26.222	96.0	46:16.980	9	B	1:16.258	26.848	22.178	27.232	107.5	15:08.158	

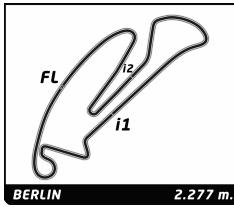
6		Loïc DUVAL					FRA	
		Faraday Future Dragon Racing					Penske 701-EV	
1	A	3:13.622	2:23.431	21.491	28.700	42.3	3:13.622	
2	A	1:15.569	26.732	20.180	28.657	108.5	4:29.191	
3	A	1:09.966	26.213	19.856	23.897	117.2	5:39.157	
4	A	1:16.155	26.354	20.204	29.597	107.6	6:55.312	
5	B	8:11.532	B	26.375	21.009	7:24.148	16.7	15:06.844
6	B	1:26.538	35.398	23.570	27.570	94.7	16:33.382	
7	B	1:10.227	26.484	19.920	23.823	116.7	17:43.609	
8	B	1:10.023	26.076	19.964	23.983	117.1	18:53.632	
9	B	1:23.998	31.102	25.014	27.882	97.6	20:17.630	
10	B	1:10.383	26.156	20.076	24.151	116.5	21:28.013	
11	A	12:04.158	B	29.794	20.840	...	11.3	33:32.171
12	A	1:42.224	40.433	28.690	33.101	80.2	35:14.395	
13	A	1:09.929	26.271	19.881	23.777	117.2	36:24.324	
14	A	1:09.999	26.221	19.965	23.813	117.1	37:34.323	
15	A	1:39.492	35.118	32.103	32.271	82.4	39:13.815	
16	A	1:28.851	33.132	27.930	27.789	92.3	40:42.666	
17	A	1:12.138	26.138	19.957	26.043	113.6	41:54.804	
18	A	1:36.893	33.230	29.011	34.652	84.6	43:31.697	

7		Jérôme D'AMBROSIO					BEL	
		Faraday Future Dragon Racing					Penske 701-EV	
1	B	4:28.661	B	44.099	22.333	3:22.229	30.5	4:28.661
2	B	1:19.395	32.417	21.632	25.346	103.2	5:48.056	
3	B	1:12.809	26.829	20.961	25.019	112.6	7:00.865	
4	B	1:12.791	27.321	20.715	24.755	112.6	8:13.656	
5	B	1:12.242	26.812	20.766	24.664	113.5	9:25.898	
6	B	15:00.270	B	29.150	21.675	...	9.1	24:26.168
7	B	1:25.350	32.789	20.850	31.711	96.0	25:51.518	
8	B	1:17.998	27.598	24.833	25.567	105.1	27:09.516	
9	B	1:09.628	25.967	19.953	23.708	117.7	28:19.144	
10	B	1:17.009	26.059	25.472	25.478	106.4	29:36.153	
11	B	1:09.660	25.911	19.991	23.758	117.7	30:45.813	
12	A	5:06.271	B	26.094	21.398	4:18.779	26.8	35:52.084
13	A	1:17.140	30.591	20.919	25.630	106.3	37:09.224	
14	A	1:09.925	26.034	19.956	23.935	117.2	38:19.149	
15	A	1:15.714	29.154	21.397	25.163	108.3	39:34.863	
16	A	1:10.129	26.313	20.011	23.805	116.9	40:44.992	
17	A	1:16.924	30.208	21.825	24.891	106.6	42:01.916	
18	A	1:13.954	26.979	21.343	25.632	110.8	43:15.870	
19	A	1:10.136	26.225	20.103	23.808	116.9	44:26.006	
20	A	1:15.873	27.102	23.707	25.064	108.0	45:41.879	

8		Nicolas PROST					FRA
		Renault e.dams					Renault Z.E. 16
1	A	1:26.473	37.732	22.413	26.328	94.8	1:26.473
2	A	1:19.177	29.422	22.085	27.670	103.5	2:45.650
3	A	1:10.565	26.220	20.265	24.080	116.2	3:56.215

9		Sébastien BUEMI					CHE	
		Renault e.dams					Renault Z.E. 16	
1	B	1:25.648	36.826	22.417	26.405	95.7	1:25.648	
2	B	1:17.343	29.714	21.891	25.738	106.0	2:42.991	
3	B	1:10.143	26.089	20.235	23.819	116.9	3:53.134	
4	B	1:44.404	34.162	36.818	33.424	78.5	5:37.538	
5	B	1:09.587	25.928	19.896	23.763	117.8	6:47.125	
6	A	5:48.100	B	32.466	25.098	4:50.536	23.5	12:35.225
7	A	1:32.971	37.262	26.317	29.392	88.2	14:08.196	
8	A	1:26.526	32.585	27.350	26.591	94.7	15:34.722	
9	A	1:09.685	26.101	19.746	23.838	117.6	16:44.407	
10	A	1:42.399	38.810	37.922	25.667	80.1	18:26.806	
11	A	1:09.280	25.872	19.827	23.581	118.3	19:36.086	
12	A	6:50.543	B	31.883	31.433	5:47.227	20.0	26:26.629
13	A	1:19.303	31.445	21.815	26.043	103.4	27:45.932	
14	A	1:12.178	26.887	20.846	24.445	113.6	28:58.110	
15	A	1:11.733	26.672	20.734	24.327	114.3	30:09.843	
16	A	1:11.594	26.712	20.646	24.236	114.5	31:21.437	
17	A	1:11.739	26.791	20.670	24.278	114.3	32:33.176	
18	A	1:11.968	26.917	20.633	24.418	113.9	33:45.144	
19	B	4:26.659	B	26.807	20.891	3:38.961	30.7	38:11.803
20	B	1:29.642	34.101	26.054	29.487	91.4	39:41.445	
21	B	1:20.637	30.651	24.541	25.445	101.7	41:02.082	
22	B	1:07.712	25.294	19.305	23.113	121.1	42:09.794	
23	B	2:36.922	B	30.906	26.277	1:39.739	52.2	44:46.716
24	B	1:32.904	36.846	26.441	29.617	88.2	46:19.620	

11		Lucas DI GRASSI					BRA	
		ABT Schaeffler Audi Sport					ABT Schaeffler FE02	
1	A	2:00.608	1:07.440	24.720	28.448	68.0	2:00.608	
2	B	1:56.928	B	29.650	22.751	1:04.527	70.1	3:57.536
3	B	1:28.815	35.645	26.767	26.403	92.3	5:26.351	
4	A	4:09.142	B	30.333	24.374	3:14.435	32.9	9:35.493



FIA Formula E Championship

Round 8 - Berlin ePrix

Non Qualifying Practice 3

Analysis

Official Timekeeper TAGHeuer

■ Personal Best ■ Session Best ■ Crossing the finish line in pit lane

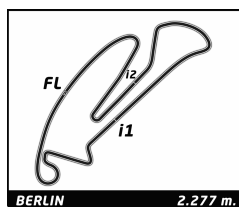
Lap	C	Time	Sector 1	Sector 2	Sector 3	Kph	Elapsed	Lap	Time	Sector 1	Sector 2	Sector 3	Kph	Elapsed	
5	A	1:25.764	39.927	21.415	24.422	95.6	11:01.257	5	A	1:26.562	32.394	28.584	25.584	94.7	7:35.825
6	A	1:12.650	26.131	20.430	26.089	112.8	12:13.907	6	A	1:09.942	26.065	20.005	23.872	117.2	8:45.767
7	A	1:11.701	26.735	20.423	24.543	114.3	13:25.608	7	A	5:53.160 B	27.512	21.755	5:03.893	23.2	14:38.927
8	A	1:11.605	26.613	20.513	24.479	114.5	14:37.213	8	A	1:29.906	34.765	26.112	29.029	91.2	16:08.833
9	A	1:11.999	26.634	20.568	24.797	113.9	15:49.212	9	A	1:09.853	26.120	19.930	23.803	117.3	17:18.686
10	A	1:11.361	26.389	20.450	24.522	114.9	17:00.573	10	A	1:10.150	26.041	20.026	24.083	116.9	18:28.836
11	A	1:11.609	26.642	20.461	24.506	114.5	18:12.182	11	A	16:17.399 B	30.355	25.195	...	8.4	34:46.235
12	A	1:11.705	26.657	20.621	24.427	114.3	19:23.887	12	A	1:34.537	38.627	27.166	28.744	86.7	36:20.772
13	A	1:23.084	32.280	26.298	24.506	98.7	20:46.971	13	A	1:27.008	33.718	26.572	26.718	94.2	37:47.780
14	A	4:20.822 B	29.287	22.833	3:28.702	31.4	25:07.793	14	A	1:09.983	25.985	20.026	23.972	117.1	38:57.763
15	A	1:25.043	35.192	21.608	28.243	96.4	26:32.836	15	A	1:28.438	31.505	29.089	27.844	92.7	40:26.201
16	A	1:09.876	25.960	20.205	23.711	117.3	27:42.712	16	A	1:09.793	25.941	19.931	23.921	117.5	41:35.994
17	A	1:30.187	29.643	27.424	33.120	90.9	29:12.899	17	A	1:13.859	28.309	20.859	24.691	111.0	42:49.853
18	A	1:10.232	25.892	19.923	24.417	116.7	30:23.131								
19	A	1:26.518	30.053	29.288	27.177	94.7	31:49.649								
20	A	1:09.718	25.937	19.929	23.852	117.6	32:59.367								
21	A	1:21.101	30.921	25.554	24.626	101.1	34:20.468								
22	B	4:42.226 B	25.960	19.893	3:56.373	29.0	39:02.694								
23	B	1:19.456	32.049	21.741	25.666	103.2	40:22.150								
24	B	1:25.879	28.554	24.116	33.209	95.5	41:48.029								
25	B	1:09.032	25.470	20.222	23.340	118.7	42:57.061								
26	B	1:12.525	28.394	20.323	23.808	113.0	44:09.586								
27	B	1:09.843	26.119	19.930	23.794	117.4	45:19.429								

19 Felix ROSENQVIST							SWE
Mahindra Racing							Mahindra M3Electro
1	B	7:31.467 B	3:31.099	27.340	3:33.028	18.2	7:31.467
2	B	4:43.692 B	40.183	32.042	3:31.467	28.9	12:15.159
3	B	1:20.415	32.656	21.281	26.478	101.9	13:35.574
4	B	1:09.473	25.844	20.014	23.615	118.0	14:45.047
5	B	1:11.888	26.743	20.588	24.557	114.0	15:56.935
6	B	1:11.344	26.650	20.372	24.322	114.9	17:08.279
7	B	1:11.410	26.700	20.413	24.297	114.8	18:19.689
8	B	1:11.238	26.534	20.312	24.392	115.1	19:30.927
9	B	1:11.255	26.641	20.259	24.355	115.0	20:42.182
10	B	1:11.917	26.907	20.544	24.466	114.0	21:54.099
11	B	1:12.663	26.972	20.816	24.875	112.8	23:06.762
12	B	1:12.169	26.886	20.646	24.637	113.6	24:18.931
13	B	1:12.094	26.854	20.614	24.626	113.7	25:31.025
14	B	1:33.410	28.803	29.366	35.241	87.8	27:04.435
15	B	1:27.397	34.180	22.546	30.671	93.8	28:31.832
16	B	1:09.304	25.782	19.947	23.575	118.3	29:41.136
17	A	5:27.873 B	33.205	29.308	4:25.360	25.0	35:09.009
18	A	1:45.074	41.614	29.215	34.245	78.0	36:54.083
19	A	1:32.828	36.178	28.352	28.298	88.3	38:26.911
20	A	1:09.261	25.758	19.868	23.635	118.4	39:36.172
21	A	1:44.077	33.609	34.654	35.814	78.8	41:20.249
22	A	1:53.602	44.655	28.367	40.580	72.2	43:13.851
23	A	1:09.086	25.716	19.867	23.503	118.7	44:22.937
24	A	1:16.868	27.082	23.285	26.501	106.6	45:39.805

20 Mitch EVANS							NZL
Panasonic Jaguar Racing							Jaguar I-Type 1
1	A	2:24.475	1:29.798	26.839	27.838	56.7	2:24.475
2	A	1:24.976	31.720	26.407	26.849	96.5	3:49.451
3	A	1:09.658	26.034	19.856	23.768	117.7	4:59.109
4	A	1:10.154	26.110	20.043	24.001	116.8	6:09.263

23 Nick HEIDFELD							DEU
Mahindra Racing							Mahindra M3Electro
1	A	4:08.881	3:07.280	23.309	38.292	32.9	4:08.881
2	A	1:15.333	26.584	22.095	26.654	108.8	5:24.214
3	A	1:12.141	26.982	20.493	24.666	113.6	6:36.355
4	A	1:11.619	26.843	20.434	24.342	114.5	7:47.974
5	A	1:11.259	26.573	20.305	24.381	115.0	8:59.233
6	A	1:11.632	26.726	20.391	24.515	114.4	10:10.865
7	A	1:12.271	26.711	20.802	24.758	113.4	11:23.136
8	A	1:12.072	26.959	20.534	24.579	113.7	12:35.208
9	A	1:28.171	31.112	25.677	31.382	93.0	14:03.379
10	A	1:19.073	26.089	21.699	31.285	103.7	15:22.452
11	A	1:09.542	25.932	19.860	23.750	117.9	16:31.994
12	B	6:31.790 B	33.575	20.291	5:37.924	20.9	23:03.784
13	B	1:24.132	33.978	24.134	26.020	97.4	24:27.916
14	B	1:31.489	25.789	23.573	42.127	89.6	25:59.405
15	B	1:24.094	28.183	26.562	29.349	97.5	27:23.499
16	B	1:09.279	25.803	19.796	23.680	118.3	28:32.778
17	B	5:27.085 B	31.219	22.685	4:33.181	25.1	33:59.863
18	B	1:29.813	30.777	23.448	35.588	91.3	35:29.676
19	B	1:09.675	25.848	19.949	23.878	117.6	36:39.351
20	B	4:08.213 B	28.867	22.214	3:17.132	33.0	40:47.564
21	B	1:20.108	31.585	22.424	26.099	102.3	42:07.672
22	B	1:09.607	25.798	19.981	23.828	117.8	43:17.279
23	B	1:24.084	30.326	23.483	30.275	97.5	44:41.363
24	B	1:09.866	25.981	19.988	23.897	117.3	45:51.229

25 Jean-Eric VERGNE							FRA
TECHEETAH							Renault Z.E. 16
1	B	2:07.534	1:12.312	27.909	27.313	64.3	2:07.534
2	B	1:18.384	30.085	21.851	26.448	104.6	3:25.918
3	B	1:09.388	25.956	19.763	23.669	118.1	4:35.306
4	B	2:00.031	38.798	41.715	39.518	68.3	6:35.337
5	B	1:09.501	26.085	19.704	23.712	117.9	7:44.838
6	A	6:00.908 B	27.227	20.130	5:13.551	22.7	13:45.746
7	A	1:30.106	35.646	21.409	33.051	91.0	15:15.852
8	A	1:09.678	26.207	19.812	23.659	117.6	16:25.530
9	A	1:09.799	25.795	20.085	23.919	117.4	17:35.329
10	A	1:09.914	26.047	20.038	23.829	117.2	18:45.243
11	A	1:09.707	26.022	19.769	23.916	117.6	19:54.950
12	A	1:36.781	32.988	32.947	30.846	84.7	21:31.731
13	B	6:10.999 B	26.076	20.127	5:24.796	22.1	27:42.730
14	B	1:22.630	33.089	21.698	27.843	99.2	29:05.360



FIA Formula E Championship

Round 8 - Berlin ePrix

Non Qualifying Practice 3

Analysis

Official Timekeeper

■ Personal Best ■ Session Best ■ B Crossing the finish line in pit lane

Lap	C	Time	Sector 1	Sector 2	Sector 3	Kph	Elapsed	Lap	Time	Sector 1	Sector 2	Sector 3	Kph	Elapsed
-----	---	------	----------	----------	----------	-----	---------	-----	------	----------	----------	----------	-----	---------

15	B	1:09.446	25.925	19.769	23.752	118.0	30:14.806
16	B	1:09.136	25.760	19.709	23.667	118.6	31:23.942
17	B	1:12.272	26.843	20.853	24.576	113.4	32:36.214
18	B	1:12.517	26.744	20.819	24.954	113.0	33:48.731
19	A	5:07.084B	26.815	20.698	4:19.571	26.7	38:55.815
20	A	1:25.062	36.976	21.173	26.913	96.4	40:20.877
21	A	1:12.852	26.810	20.398	25.644	112.5	41:33.729
22	A	1:09.546	25.939	19.810	23.797	117.9	42:43.275
23	A	1:12.118	26.563	20.835	24.720	113.7	43:55.393
24	A	1:18.918	31.155	22.675	25.088	103.9	45:14.311

27 Robin FRIJNS NLD
Andretti Formula E Andretti ATEC-02

1	B	1:58.907	1:11.896	21.286	25.725	68.9	1:58.907
2	B	1:12.942	26.894	20.249	25.799	112.4	3:11.849
3	B	1:10.728	26.332	20.116	24.280	115.9	4:22.577
4	B	1:10.514	26.320	20.021	24.173	116.2	5:33.091
5	B	1:25.831	28.057	24.437	33.337	95.5	6:58.922
6	B	6:36.899B	27.047	20.901	5:48.951	20.7	13:35.821
7	B	1:27.732	36.596	23.887	27.249	93.4	15:03.553
8	B	1:10.734	26.399	19.960	24.375	115.9	16:14.287
9	B	1:10.988	26.304	20.113	24.571	115.5	17:25.275
10	B	4:49.781B	26.362	20.003	4:03.416	28.3	22:15.056
11	B	1:16.072	30.623	20.270	25.179	107.8	23:31.128
12	B	1:10.314	26.212	19.961	24.141	116.6	24:41.442
13	B	1:11.351	26.295	20.059	24.997	114.9	25:52.793
14	A	7:52.636B	26.536	21.086	7:05.014	17.3	33:45.429
15	A	1:20.086	33.289	21.834	24.963	102.4	35:05.515
16	A	1:12.663	26.494	21.538	24.631	112.8	36:18.178
17	A	1:10.751	26.420	20.048	24.283	115.9	37:28.929
18	A	4:12.749B	26.398	32.137	3:14.214	32.4	41:41.678
19	A	1:26.293	30.368	27.042	28.883	95.0	43:07.971
20	A	1:10.129	26.174	19.929	24.026	116.9	44:18.100

28 Antonio Felix DA COSTA PRT
Andretti Formula E Andretti ATEC-02

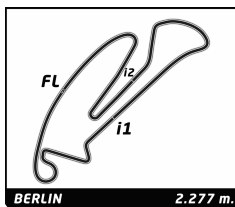
1	B	1:38.403	52.910	20.851	24.642	83.3	1:38.403
2	B	1:10.919	26.441	20.299	24.179	115.6	2:49.322
3	B	1:10.588	26.432	20.113	24.043	116.1	3:59.910
4	B	1:11.694	27.219	20.306	24.169	114.3	5:11.604
5	B	1:10.608	26.238	20.194	24.176	116.1	6:22.212
6	B	8:23.355B	26.247	20.226	7:36.882	16.3	14:45.567
7	B	1:15.131	30.648	20.416	24.067	109.1	16:00.698
8	B	1:10.103	26.149	19.985	23.969	116.9	17:10.801
9	B	1:10.337	26.342	20.023	23.972	116.5	18:21.138
10	B	7:15.716B	26.732	20.847	6:28.137	18.8	25:36.854
11	B	1:19.476	33.526	20.161	25.789	103.1	26:56.330
12	B	1:10.554	26.353	20.013	24.188	116.2	28:06.884
13	A	4:42.865B	26.459	20.384	3:56.022	29.0	32:49.749
14	A	1:15.406	30.822	20.295	24.289	108.7	34:05.155
15	A	1:10.486	26.393	20.142	23.951	116.3	35:15.641
16	A	1:10.012	26.135	19.990	23.887	117.1	36:25.653
17	A	1:10.103	26.219	19.920	23.964	116.9	37:35.756
18	A	5:26.661B	26.233	20.621	4:39.807	25.1	43:02.417
19	A	1:14.219	30.318	19.924	23.977	110.4	44:16.636
20	A	1:10.270	26.216	20.012	24.042	116.7	45:26.906

33 Stéphane SARRAZIN FRA
TECHEETAH Renault Z.E. 16

1	B	2:57.625	2:03.031	26.158	28.436	46.1	2:57.625
2	B	1:15.200	28.317	21.105	25.778	109.0	4:12.825
3	B	1:15.187	26.881	22.343	25.963	109.0	5:28.012
4	B	1:10.600	26.416	20.162	24.022	116.1	6:38.612
5	B	1:10.241	26.211	20.070	23.960	116.7	7:48.853
6	B	1:17.705	27.215	23.727	26.763	105.5	9:06.558
7	A	3:03.676B	26.241	20.140	2:17.295	44.6	12:10.234
8	A	1:28.798	34.590	26.099	28.109	92.3	13:39.032
9	A	1:16.496	26.979	22.754	26.763	107.2	14:55.528
10	A	1:09.408	25.868	19.880	23.660	118.1	16:04.936
11	A	1:26.251	28.760	29.945	27.546	95.0	17:31.187
12	A	1:09.559	25.885	19.947	23.727	117.8	18:40.746
13	A	6:34.132B	25.898	20.005	5:48.229	20.8	25:14.878
14	A	1:19.887	30.653	21.703	27.531	102.6	26:34.765
15	A	1:09.795	25.964	20.001	23.830	117.4	27:44.560
16	A	1:31.788	30.529	26.723	34.536	89.3	29:16.348
17	A	1:09.682	25.946	19.992	23.744	117.6	30:26.030
18	B	4:24.685B	26.879	20.650	3:37.156	31.0	34:50.715
19	B	1:16.925	30.861	21.353	24.711	106.6	36:07.640
20	B	1:24.775	26.078	25.517	33.180	96.7	37:32.415
21	B	1:09.818	25.948	20.037	23.833	117.4	38:42.233
22	B	1:09.783	25.949	20.109	23.725	117.5	39:52.016
23	B	1:27.583	29.084	27.779	30.720	93.6	41:19.599
24	B	1:11.235	26.000	20.091	25.144	115.1	42:30.834
25	B	1:13.150	26.810	21.401	24.939	112.1	43:43.984
26	B	1:13.205	27.387	21.189	24.629	112.0	44:57.189
27	B	1:12.883	27.032	21.107	24.744	112.5	46:10.072

37 José Maria LOPEZ ARG
DS Virgin Racing DS Virgin DSV-02

1	B	1:36.692	43.641	25.543	27.508	84.8	1:36.692
2	B	1:18.742	26.516	21.917	30.309	104.1	2:55.434
3	B	1:09.634	25.789	19.770	24.075	117.7	4:05.068
4	B	1:38.430	35.226	34.007	29.197	83.3	5:43.498
5	B	1:08.951	25.745	19.687	23.519	118.9	6:52.449
6	B	1:41.796	36.232	31.782	33.782	80.5	8:34.245
7	B	1:09.423	25.883	19.774	23.766	118.1	9:43.668
8	B	1:09.991	26.299	19.938	23.754	117.1	10:53.659
9	A	6:22.281B	25.971	22.873	5:33.437	21.4	17:15.940
10	A	1:17.332	32.624	20.393	24.315	106.0	18:33.272
11	A	1:12.268	26.888	20.718	24.662	113.4	19:45.540
12	A	1:11.919	26.945	20.499	24.475	114.0	20:57.459
13	A	1:12.109	26.998	20.553	24.558	113.7	22:09.568
14	A	1:11.786	26.961	20.385	24.440	114.2	23:21.354
15	A	1:12.004	27.180	20.463	24.361	113.8	24:33.358
16	A	1:11.978	26.964	20.473	24.541	113.9	25:45.336
17	A	1:11.968	27.107	20.442	24.419	113.9	26:57.304
18	A	5:55.245B	26.879	20.417	5:07.949	23.1	32:52.549
19	A	1:17.237	31.686	20.980	24.571	106.1	34:09.786
20	A	1:12.642	27.132	20.830	24.680	112.8	35:22.428
21	A	1:14.043	27.849	21.517	24.677	110.7	36:36.471
22	A	1:12.748	27.239	20.795	24.714	112.7	37:49.219
23	A	1:12.280	27.045	20.600	24.635	113.4	39:01.499
24	A	1:13.083	27.401	20.732	24.950	112.2	40:14.582



FIA Formula E Championship

Round 8 - Berlin ePrix

Non Qualifying Practice 3

Analysis

Official Timekeeper

■ Personal Best ■ Session Best ■ B Crossing the finish line in pit lane

Lap	C	Time	Sector 1	Sector 2	Sector 3	Kph	Elapsed	Lap	Time	Sector 1	Sector 2	Sector 3	Kph	Elapsed
25	A	1:12.508	27.124	20.704	24.680	113.1	41:27.090	24	B	1:13.212	26.894	20.832	25.486	112.0 38:58.086
26	A	1:12.033	26.931	20.464	24.638	113.8	42:39.123	25	B	1:12.607	27.074	20.740	24.793	112.9 40:10.693
27	A	1:15.708	27.190	23.673	24.845	108.3	43:54.831	26	B	1:26.003	27.211	22.646	36.146	95.3 41:36.696
28	A	1:12.119	26.907	20.597	24.615	113.7	45:06.950	27	B	1:18.760	26.226	22.111	30.423	104.1 42:55.456
								28	B	1:09.950	26.006	20.165	23.779	117.2 44:05.406
								29	B	1:09.773	25.910	19.889	23.974	117.5 45:15.179

47 Adam CARROLL		GBR					
Panasonic Jaguar Racing		Jaguar I-Type 1					
1	A	1:51.634	1:03.269	22.143	26.222	73.4	1:51.634
2	A	3:32.776	B 27.708	21.182	2:43.886	38.5	5:24.410
3	A	1:19.042	32.400	21.616	25.026	103.7	6:43.452
4	A	1:12.374	26.997	20.567	24.810	113.3	7:55.826
5	A	1:12.378	27.432	20.406	24.540	113.3	9:08.204
6	A	1:12.712	27.346	20.483	24.883	112.7	10:20.916
7	A	1:12.015	26.847	20.413	24.755	113.8	11:32.931
8	A	1:12.023	26.869	20.468	24.686	113.8	12:44.954
9	A	1:12.253	27.217	20.498	24.538	113.5	13:57.207
10	B	8:08.247	B 26.429	21.039	7:20.779	16.8	22:05.454
11	B	1:19.890	32.848	21.442	25.600	102.6	23:25.344
12	B	1:10.746	26.573	20.215	23.958	115.9	24:36.090
13	B	1:10.083	26.209	19.853	24.021	117.0	25:46.173
14	B	1:15.637	27.481	22.515	25.641	108.4	27:01.810
15	B	1:10.423	26.189	20.310	23.924	116.4	28:12.233
16	B	1:10.270	26.245	20.117	23.908	116.7	29:22.503
17	B	6:46.966	B 26.600	20.495	5:59.871	20.1	36:09.469
18	B	1:15.018	29.751	21.075	24.192	109.3	37:24.487
19	B	1:10.800	26.279	20.046	24.475	115.8	38:35.287
20	B	1:10.429	26.308	20.111	24.010	116.4	39:45.716
21	B	1:10.587	26.392	20.170	24.025	116.1	40:56.303
22	B	1:19.384	26.458	20.204	32.722	103.3	42:15.687
23	B	1:10.581	26.395	20.139	24.047	116.1	43:26.268
24	B	1:10.916	26.478	20.132	24.306	115.6	44:37.184

66 Daniel ABT		DEU					
ABT Schaeffler Audi Sport		ABT Schaeffler FE02					
1	B	1:28.795	40.157	22.691	25.947	92.3	1:28.795
2	A	1:55.051	B 28.422	21.748	1:04.881	71.2	3:23.846
3	A	1:26.535	34.851	25.336	26.348	94.7	4:50.381
4	A	1:18.084	26.419	20.410	31.255	105.0	6:08.465
5	A	1:09.473	25.866	19.957	23.650	118.0	7:17.938
6	A	1:14.364	25.891	19.930	28.543	110.2	8:32.302
7	A	1:09.486	25.856	19.936	23.694	118.0	9:41.788
8	A	1:30.916	30.956	30.133	29.827	90.2	11:12.704
9	A	1:12.639	26.906	20.774	24.959	112.8	12:25.343
10	A	1:12.574	27.030	20.711	24.833	112.9	13:37.917
11	A	1:12.676	27.064	20.864	24.748	112.8	14:50.593
12	A	1:12.665	27.187	20.707	24.771	112.8	16:03.258
13	A	1:12.399	26.845	20.760	24.794	113.2	17:15.657
14	A	1:12.724	27.013	21.000	24.711	112.7	18:28.381
15	A	1:12.465	26.861	20.756	24.848	113.1	19:40.846
16	A	1:21.874	30.379	24.895	26.600	100.1	21:02.720
17	B	9:15.998	B 29.885	21.630	8:24.483	14.7	30:18.718
18	B	1:20.140	33.905	21.842	24.393	102.3	31:38.858
19	B	1:15.300	26.915	22.995	25.390	108.9	32:54.158
20	B	1:12.865	27.185	20.888	24.792	112.5	34:07.023
21	B	1:13.028	27.214	20.766	25.048	112.2	35:20.051
22	B	1:12.557	26.926	20.972	24.659	113.0	36:32.608
23	B	1:12.266	26.783	20.815	24.668	113.4	37:44.874

88 Oliver TURVEY		GBR					
NEXTEV NIO		NextEV TCR Formula 002					
1	A	2:28.587	1:38.463	23.206	26.918	55.2	2:28.587
2	A	1:15.268	28.711	21.179	25.378	108.9	3:43.855
3	A	1:10.066	26.205	20.087	23.774	117.0	4:53.921
4	A	1:09.707	26.032	19.989	23.686	117.6	6:03.628
5	A	1:21.485	27.979	25.543	27.963	100.6	7:25.113
6	A	1:10.034	25.966	20.027	24.041	117.0	8:35.147
7	A	1:09.824	26.157	20.006	23.661	117.4	9:44.971
8	A	1:22.605	30.355	24.683	27.567	99.2	11:07.576
9	A	1:09.743	25.965	20.037	23.741	117.5	12:17.319
10	B	6:52.335	B 28.560	22.184	6:01.591	19.9	19:09.654
11	B	1:24.726	34.325	23.249	27.152	96.7	20:34.380
12	B	1:16.420	28.856	22.033	25.531	107.3	21:50.800
13	B	1:09.964	26.070	20.142	23.752	117.2	23:00.764
14	B	1:09.598	25.917	19.994	23.687	117.8	24:10.362
15	B	1:10.090	25.985	19.953	24.152	117.0	25:20.452
16	B	1:26.607	33.156	26.405	27.046	94.6	26:47.059
17	B	1:09.606	25.996	19.920	23.690	117.8	27:56.665
18	B	1:10.847	25.942	20.081	24.824	115.7	29:07.512
19	B	1:33.389	31.386	30.321	31.682	87.8	30:40.901
20	B	1:09.804	26.037	20.013	23.754	117.4	31:50.705
21	A	5:31.948	B 27.964	21.053	4:42.931	24.7	37:22.653
22	A	1:26.821	37.591	24.123	25.107	94.4	38:49.474
23	A	1:12.504	27.425	20.700	24.379	113.1	40:01.978
24	A	1:11.789	27.018	20.381	24.390	114.2	41:13.767
25	A	1:11.346	26.625	20.438	24.283	114.9	42:25.113
26	A	1:11.529	26.748	20.447	24.334	114.6	43:36.642
27	A	1:11.568	26.755	20.483	24.330	114.5	44:48.210
28	A	1:11.705	26.849	20.514	24.342	114.3	45:59.915