

FIA Formula E Championship

Round 10 - New York City ePrix

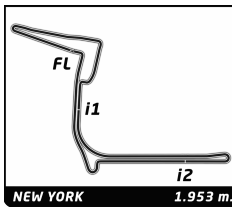
Non Qualifying Practice 3

Analysis

Official Timekeeper

■ Personal Best ■ Session Best ■ B Crossing the finish line in pit lane

Lap	C	Time	Sector 1	Sector 2	Sector 3	Kph	Elapsed	Lap	Time	Sector 1	Sector 2	Sector 3	Kph	Elapsed	
2		Sam BIRD GBR													
		DS Virgin Racing													
		DS Virgin DSV-02													
1	A	1:52.527	1:03.473	23.101	25.953	62.5	1:52.527	13	A	1:10.526	29.164	19.241	22.121	99.7	41:12.639
2	A	5:14.844 B	29.262	20.862	4:24.720	22.3	7:07.371	14	A	1:07.350	25.928	19.397	22.025	104.4	42:19.989
3	A	1:13.432	31.364	19.662	22.406	95.7	8:20.803								
4	A	1:06.437	26.166	18.599	21.672	105.8	9:27.240								
5	A	1:07.912	28.027	18.629	21.256	103.5	10:35.152								
6	A	1:05.311	25.632	18.465	21.214	107.7	11:40.463								
7	A	1:05.069	25.664	18.295	21.110	108.1	12:45.532								
8	A	10:02.749 B	27.944	18.993	9:15.812	11.7	22:48.281								
9	A	1:11.862	29.676	19.695	22.491	97.8	24:00.143								
10	A	1:08.904	26.855	19.281	22.768	102.0	25:09.047								
11	A	1:03.509	25.100	17.755	20.654	110.7	26:12.556								
12	A	1:18.764	28.857	23.447	26.460	89.3	27:31.320								
13	A	1:03.729	24.977	17.790	20.962	110.3	28:35.049								
14	B	7:30.889 B	27.366	22.142	6:41.381	15.6	36:05.938								
15	B	1:15.303	32.138	20.575	22.590	93.4	37:21.241								
16	B	1:08.410	26.839	19.489	22.082	102.8	38:29.651								
17	B	1:02.209	24.564	17.530	20.115	113.0	39:31.860								
18	B	1:29.190	28.842	25.991	34.357	78.8	41:01.050								
19	B	1:02.547	24.567	17.409	20.571	112.4	42:03.597								
3		Nelson PIQUET JR BRA													
		NEXTEV NIO													
		NextEv TCR Formula 002													
1	B	2:38.346	1:54.188	20.618	23.540	44.4	2:38.346								
2	B	1:12.665	28.825	19.919	23.921	96.8	3:51.011								
3	B	1:04.524	25.529	17.962	21.033	109.0	4:55.535								
4	A	7:15.407 B	25.347	17.849	6:32.211	16.1	12:10.942								
5	A	11:11.486 B	31.835	29.368	...	10.5	23:22.428								
6	A	1:09.518	28.506	19.237	21.775	101.1	24:31.946								
7	A	1:05.626	25.907	18.295	21.424	107.1	25:37.572								
8	A	1:02.987	24.960	17.645	20.382	111.6	26:40.559								
9	A	1:16.370	28.463	21.739	26.168	92.1	27:56.929								
10	A	1:04.430	25.305	17.986	21.139	109.1	29:01.359								
11	A	1:04.189	25.295	18.038	20.856	109.5	30:05.548								
12	A	1:04.815	25.574	18.278	20.963	108.5	31:10.363								
13	B	5:54.128 B	26.362	18.223	5:09.543	19.9	37:04.491								
14	B	1:10.186	29.525	18.876	21.785	100.2	38:14.677								
15	B	1:04.908	25.755	18.167	20.986	108.3	39:19.585								
16	B	1:02.524	24.727	17.360	20.437	112.4	40:22.109								
17	B	1:12.624	26.256	21.301	25.067	96.8	41:34.733								
4		Tom DILLMANN FRA													
		Venturi Formula E Team													
		Venturi VM200-FE-02													
1	A	2:21.694	1:27.746	21.566	32.382	49.6	2:21.694								
2	A	1:10.223	25.990	18.290	25.943	100.1	3:31.917								
3	A	1:04.320	25.397	18.052	20.871	109.3	4:36.237								
4	A	1:04.246	25.372	18.074	20.800	109.4	5:40.483								
5	B	4:55.567 B	26.747	19.021	4:09.799	23.8	10:36.050								
6	B	1:11.122	29.721	19.048	22.353	98.9	11:47.172								
7	A	22:27.001 B				5.2	34:14.173								
8	A	1:16.497	29.641	19.112	27.744	91.9	35:30.670								
9	A	1:06.944	25.471	18.173	23.300	105.0	36:37.614								
10	A	1:02.940	24.722	17.614	20.604	111.7	37:40.554								
11	A	1:19.014	30.744	24.928	23.342	89.0	38:59.568								
12	A	1:02.545	24.706	17.531	20.308	112.4	40:02.113								
5		Maro ENGEL DEU													
		Venturi Formula E Team													
		Venturi VM200-FE-02													
1	B	2:14.981	1:24.031	22.168	28.782	52.1	2:14.981								
2	B	1:09.937	26.224	18.732	24.981	100.5	3:24.918								
3	B	1:04.860	25.659	18.071	21.130	108.4	4:29.778								
4	B	1:06.759	25.784	18.453	22.522	105.3	5:36.537								
5	A	2:05.156 B	25.500	17.995	1:21.661	56.2	7:41.693								
6	A	1:16.750	32.616	19.795	24.339	91.6	8:58.443								
7	A	1:11.461	28.217	19.591	23.653	98.4	10:09.904								
8	A	1:02.597	24.827	17.368	20.402	112.3	11:12.501								
9	A	1:25.056	29.357	25.518	30.181	82.7	12:37.557								
10	A	10:17.911 B	28.990	24.253	9:24.668	11.4	22:55.468								
11	A	1:13.135	28.854	18.884	25.397	96.1	24:08.603								
12	A	1:06.874	26.084	18.736	22.054	105.1	25:15.477								
13	A	1:06.048	25.855	18.564	21.629	106.4	26:21.525								
14	A	1:06.561	25.780	18.769	22.012	105.6	27:28.086								
15	A	1:06.597	26.255	18.479	21.863	105.6	28:34.683								
16	A	1:06.078	25.871	18.460	21.747	106.4	29:40.761								
17	A	1:06.676	26.145	18.687	21.844	105.4	30:47.437								
18	A	1:12.353	30.411	19.756	22.186	97.2	31:59.790								
19	A	1:06.975	26.412	18.583	21.980	105.0	33:06.765								
20	B	3:19.171 B	26.231	18.519	2:34.421	35.3	36:25.936								
21	B	1:47.356 B	30.894	21.580	54.882	65.5	38:13.292								
22	B	1:11.859	29.180	19.099	23.580	97.8	39:25.151								
23	B	1:02.425	24.766	17.367	20.292	112.6	40:27.576								
24	B	1:14.172	29.898	21.726	22.548	94.8	41:41.748								
6		Loïc DUVAL FRA													
		Faraday Future Dragon Racing													
		Penske 701-EV													
1	A	2:29.080	1:44.402	20.803	23.875	47.2	2:29.080								
2	A	1:10.690	28.216	19.490	22.984	99.5	3:39.770								
3	A	1:08.431	26.925	18.904	22.602	102.7	4:48.201								
4	A	1:08.438	27.683	18.705	22.050	102.7	5:56.639								
5	A	7:13.165 B	26.991	19.303	6:26.871	16.2	13:09.804								
6	A	9:35.329 B	34.875	35.871	8:24.583	12.2	22:45.133								
7	A	1:13.987	30.018	19.192	24.777	95.0	23:59.120								
8	A	1:04.415	25.465	18.133	20.817	109.1	25:03.535								
9	A	1:03.951	25.260	17.960	20.731	109.9	26:07.486								
10	A	1:04.162	25.372	17.897	20.893	109.6	27:11.648								
11	B	7:42.516 B	28.846	21.585	6:52.085	15.2	34:54.164								
12	B	1:15.743	32.104	20.625	23.014	92.8	36:09.907								
13	B	1:07.631	26.657	18.706	22.268	104.0	37:17.538								
14	B	1:02.759	24.928	17.602	20.229	112.0	38:20.297								
15	B	1:32.531	34.429	27.115	30.987	76.0	39:52.828								
16	B	1:02.774	24.972	17.554	20.248	112.0	40:55.602								
17	B	1:13.906	28.469	19.443	25.994	95.1	42:09.508								
7		Jérôme D'AMBROSIO BEL													
		Faraday Future Dragon Racing													
		Penske 701-EV													
1	B	2:10.951	1:18.37												



FIA Formula E Championship

Round 10 - New York City ePrix

Non Qualifying Practice 3

Analysis

Official Timekeeper

■ Personal Best ■ Session Best ■ Crossing the finish line in pit lane

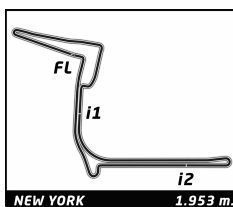
Lap	C	Time	Sector 1	Sector 2	Sector 3	Kph	Elapsed	Lap	Time	Sector 1	Sector 2	Sector 3	Kph	Elapsed		
5	A	2:27.157	B	27.136	18.325	1:41.696	47.8	8:04.234	10	A	1:14.377	30.767	20.053	23.557	94.5	23:52.006
6	A	1:14.345	31.730	19.859	22.756	94.6	9:18.579	11	A	1:03.854	25.215	17.862	20.777	110.1	24:55.860	
7	A	1:09.677	27.710	18.635	23.332	100.9	10:28.256	12	A	1:15.930	29.052	25.153	21.725	92.6	26:11.790	
8	A	1:08.415	26.742	19.166	22.507	102.8	11:36.671	13	A	1:03.380	25.045	17.721	20.614	110.9	27:15.170	
9	A	1:04.459	25.461	18.100	20.898	109.1	12:41.130	14	A	1:18.050	29.572	23.798	24.680	90.1	28:33.220	
10	A	9:54.091	B	27.809	20.188	9:06.094	11.8	22:35.221	15	A	1:19.603	31.268	24.005	24.330	88.3	29:52.823
11	A	1:10.581	29.119	19.709	21.753	99.6	23:45.802	16	A	1:07.338	26.586	18.794	21.958	104.4	31:00.161	
12	A	1:04.965	25.665	18.270	21.030	108.2	24:50.767	17	A	1:06.598	26.002	18.886	21.710	105.6	32:06.759	
13	A	1:04.277	25.439	17.935	20.903	109.4	25:55.044	18	A	1:06.361	25.930	18.634	21.797	105.9	33:13.120	
14	A	1:04.242	25.442	17.978	20.822	109.4	26:59.286	19	A	1:06.338	25.953	18.640	21.745	106.0	34:19.458	
15	A	1:04.077	25.387	17.910	20.780	109.7	28:03.363	20	B	5:37.771	B	25.928	18.846	4:52.997	20.8	39:57.229
16	A	1:11.826	26.096	21.371	24.359	97.9	29:15.189	21	B	1:12.009	31.158	18.860	21.991	97.6	41:09.238	
17	B	5:02.749	B	25.472	17.962	4:19.315	23.2	34:17.938								
18	B	1:19.085	35.070	20.564	23.451	88.9	35:37.023									
19	B	1:10.583	27.713	19.336	23.534	99.6	36:47.606									
20	B	1:02.813	24.905	17.687	20.221	111.9	37:50.419									
21	B	1:22.356	32.777	23.313	26.266	85.4	39:12.775									
22	B	1:08.188	28.115	19.046	21.027	103.1	40:20.963									
23	B	1:02.663	24.749	17.595	20.319	112.2	41:23.626									

8		Nicolas PROST		FRA				
Renault e.dams		Renault Z.E. 16						
1	A	1:53.628	1:06.244	21.334	26.050	61.9	1:53.628	
2	A	1:18.023	30.435	20.998	26.590	90.1	3:11.651	
3	A	1:04.801	25.631	18.201	20.969	108.5	4:16.452	
4	A	1:14.375	25.353	20.411	28.611	94.5	5:30.827	
5	A	1:04.252	25.268	18.199	20.785	109.4	6:35.079	
6	B	2:35.512	B	26.590	18.235	1:50.687	45.2	9:10.591
7	B	1:13.942	32.518	19.322	22.102	95.1	10:24.533	
8	B	1:09.249	26.714	18.473	24.062	101.5	11:33.782	
9	B	1:04.387	25.262	18.318	20.807	109.2	12:38.169	
10	B	10:03.382	B	33.278	26.241	9:03.863	11.7	22:41.551
11	B	1:21.933	30.403	20.675	30.855	85.8	24:03.484	
12	B	1:20.714	31.761	25.601	23.352	87.1	25:24.198	
13	B	1:03.759	25.149	17.986	20.624	110.3	26:27.957	
14	B	1:16.997	36.428	18.851	21.718	91.3	27:44.954	
15	B	1:06.232	25.937	18.691	21.604	106.2	28:51.186	
16	B	1:05.949	25.638	18.752	21.559	106.6	29:57.135	
17	B	1:26.241	36.380	24.963	24.898	81.5	31:23.376	
18	B	1:03.793	25.341	17.857	20.595	110.2	32:27.169	
19	B	1:03.572	25.055	17.845	20.672	110.6	33:30.741	
20	B	1:16.581	25.181	20.278	31.122	91.8	34:47.322	
21	B	1:03.503	25.116	17.778	20.609	110.7	35:50.825	
22	A	4:21.877	B	26.834	18.737	3:36.306	26.8	40:12.702
23	A	1:13.435	29.302	19.343	24.790	95.7	41:26.137	

9		Pierre GASLY		FRA				
Renault e.dams		Renault Z.E. 16						
1	B	1:50.300	1:02.646	22.373	25.281	63.7	1:50.300	
2	B	1:14.210	29.029	21.106	24.075	94.7	3:04.510	
3	B	1:07.878	26.020	19.164	22.694	103.6	4:12.388	
4	B	1:04.477	25.531	18.010	20.936	109.0	5:16.865	
5	B	1:17.319	30.501	22.328	24.490	90.9	6:34.184	
6	B	1:04.000	25.245	18.017	20.738	109.9	7:38.184	
7	A	4:01.205	B	28.775	19.582	3:12.848	29.1	11:39.389
8	A	1:20.246	33.620	21.747	24.879	87.6	12:59.635	
9	A	9:37.994	B	30.001	25.289	8:42.704	12.2	22:37.629

11		Lucas DI GRASSI		BRA				
ABT Schaeffler Audi Sport		ABT Schaeffler FE02						
1	A	2:12.368	1:23.241	21.986	27.141	53.1	2:12.368	
2	B	2:07.481	B	33.844	21.880	1:11.757	55.2	4:19.849
3	B	1:19.753	32.671	20.841	26.241	88.2	5:39.602	
4	B	1:07.458	26.448	18.936	22.074	104.2	6:47.060	
5	B	1:04.685	25.504	18.081	21.100	108.7	7:51.745	
6	B	1:16.419	26.067	24.093	26.259	92.0	9:08.164	
7	B	1:03.980	25.057	17.970	20.953	109.9	10:12.144	
8	A	12:37.554	B	30.166	22.754	...	9.3	22:49.698
9	A	2:18.600	B	30.243	19.230	1:29.127	50.7	25:08.298
10	A	1:07.261	27.926	18.201	21.134	104.5	26:15.559	
11	A	1:06.362	26.027	18.425	21.910	105.9	27:21.921	
12	A	1:06.312	26.019	18.473	21.820	106.0	28:28.233	
13	A	1:05.735	25.892	18.427	21.416	107.0	29:33.968	
14	A	1:05.964	25.789	18.553	21.622	106.6	30:39.932	
15	A	1:11.575	25.650	24.012	21.913	98.2	31:51.507	
16	A	1:05.864	25.760	18.684	21.420	106.7	32:57.371	
17	A	1:05.992	25.688	18.896	21.408	106.5	34:03.363	
18	A	1:05.173	25.654	18.335	21.184	107.9	35:08.536	
19	B	3:16.100	B	25.840	18.449	2:31.811	35.9	38:24.636
20	B	1:13.644	31.232	19.411	23.001	95.5	39:38.280	
21	B	1:14.788	29.579	19.598	25.611	94.0	40:53.068	
22	B	1:02.655	24.648	17.631	20.376	112.2	41:55.723	

19		Felix ROSENQVIST		SWE				
Mahindra Racing		Mahindra M3Electro						
1	A	2:16.150	1:22.119	24.137	29.894	51.6	2:16.150	
2	B	4:31.582	B	28.570	19.790	3:43.222	25.9	6:47.732
3	B	1:16.922	31.365	19.686	25.871	91.4	8:04.654	
4	B	1:08.381	26.845	18.909	22.627	102.8	9:13.035	
5	B	1:07.544	26.493	18.741	22.310	104.1	10:20.579	
6	B	1:06.866	26.389	18.489	21.988	105.1	11:27.445	
7	B	1:06.779	26.032	18.657	22.090	105.3	12:34.224	
8	B	1:08.288	27.296	18.481	22.511	103.0	13:42.512	
9	B	9:41.757	B	46.813	44.162	8:10.782	12.1	23:24.269
10	B	1:16.779	31.691	21.646	23.442	91.6	24:41.048	
11	B	1:03.704	25.101	17.729	20.874	110.4	25:44.752	
12	B	1:22.477	26.039	24.640	31.798	85.2	27:07.229	
13	B	1:03.462	25.072	17.697	20.693	110.8	28:10.691	
14	B	1:32.589	34.043	26.214	32.332	75.9	29:43.280	
15	B	1:13.931	25.017	19.527	29.387	95.1	30:57.211	
16	B	1:03.450	24.950	17.734	20.766	110.8	32:00.661	
17	B	1:17.551	26.311	21.342	29.898	90.7	33:18.212	



FIA Formula E Championship

Round 10 - New York City ePrix

Non Qualifying Practice 3

Analysis

Official Timekeeper

■ Personal Best ■ Session Best ■ B Crossing the finish line in pit lane

Lap	C	Time	Sector 1	Sector 2	Sector 3	Kph	Elapsed	Lap	Time	Sector 1	Sector 2	Sector 3	Kph	Elapsed	
18	B	1:03.231	24.915	17.660	20.656	111.2	34:21.443	11	A	1:11.611	27.495	21.067	23.049	98.2	28:58.233
19	A	4:13.437 B	27.160	21.489	3:24.788	27.7	38:34.880	12	A	1:05.593	25.602	18.491	21.500	107.2	30:03.826
20	A	1:37.608	39.721	25.590	32.297	72.0	40:12.488	13	A	1:10.413	26.031	20.551	23.831	99.9	31:14.239
21	A	1:10.240	24.687	20.036	25.517	100.1	41:22.728	14	A	1:05.759	25.755	18.436	21.568	106.9	32:19.998

20 Mitch EVANS		NZL					
Panasonic Jaguar Racing		Jaguar I-Type 1					
1	B	2:08.231	1:13.855	24.572	29.804	54.8	2:08.231
2	B	1:12.665	29.691	19.637	23.337	96.8	3:20.896
3	B	1:07.972	27.314	19.240	21.418	103.4	4:28.868
4	B	1:03.435	24.948	18.024	20.463	110.8	5:32.303
5	B	1:24.594	30.105	28.880	25.609	83.1	6:56.897
6	B	6:36.839 B	25.686	18.365	5:52.788	17.7	13:33.736
7	B	9:34.786 B	42.515	44.252	8:08.019	12.2	23:08.522
8	B	1:12.748	31.206	19.189	22.353	96.6	24:21.270
9	B	1:08.411	27.689	18.780	21.942	102.8	25:29.681
10	B	1:06.324	26.137	18.562	21.625	106.0	26:36.005
11	B	1:07.269	26.460	18.757	22.052	104.5	27:43.274
12	B	1:05.961	26.094	18.418	21.449	106.6	28:49.235
13	B	1:06.726	25.677	18.155	22.894	105.4	29:55.961
14	B	1:04.882	25.289	18.499	21.094	108.4	31:00.843
15	A	6:16.312 B	30.309	22.444	5:23.559	18.7	37:17.155
16	A	1:23.460	35.998	22.450	25.012	84.2	38:40.615
17	A	1:17.841	28.087	19.758	29.996	90.3	39:58.456
18	A	1:03.277	25.103	17.458	20.716	111.1	41:01.733
19	A	1:21.251	29.228	25.577	26.446	86.5	42:22.984

23 Nick HEIDFELD		DEU					
Mahindra Racing		Mahindra M3Electro					
1	A	6:39.844	5:54.768	21.364	23.712	17.6	6:39.844
2	B	4:14.231 B	27.555	20.203	3:26.473	27.7	10:54.075
3	B	1:13.723	30.289	19.915	23.519	95.4	12:07.798
4	B	1:09.969	29.249	18.689	22.031	100.5	13:17.767
5	B	11:46.977 B	31.054	44.220	...	9.9	25:04.744
6	B	1:21.259	35.045	21.453	24.761	86.5	26:26.003
7	B	1:13.963	29.373	19.751	24.839	95.1	27:39.966
8	B	1:02.725	24.857	17.475	20.393	112.1	28:42.691
9	B	1:17.746	30.438	21.949	25.359	90.4	30:00.437
10	B	1:06.672	26.296	18.512	21.864	105.5	31:07.109
11	B	1:06.623	26.295	18.410	21.918	105.5	32:13.732
12	B	1:06.120	25.975	18.352	21.793	106.3	33:19.852
13	A	7:04.940 B	26.206	18.745	6:19.989	16.5	40:24.792
14	A	1:18.616	30.599	20.390	27.627	89.4	41:43.408

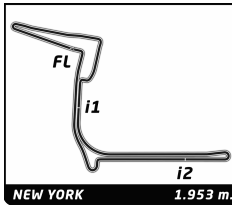
25 Jean-Eric VERGNE		FRA					
TECHEETAH		Renault Z.E. 16					
1	B	1:58.831	1:07.470	24.197	27.164	59.2	1:58.831
2	B	1:07.187	26.041	18.722	22.424	104.6	3:06.018
3	B	1:07.889	25.815	18.284	23.790	103.6	4:13.907
4	B	1:04.303	25.413	18.011	20.879	109.3	5:18.210
5	A	5:43.305 B	27.453	19.059	4:56.793	20.5	11:01.515
6	A	1:19.028	32.446	20.622	25.960	89.0	12:20.543
7	A	1:15.419	30.609	20.497	24.313	93.2	13:35.962
8	A	11:46.642 B	36.604	44.732	...	9.9	25:22.604
9	A	1:21.630	33.441	22.319	25.870	86.1	26:44.234
10	A	1:02.388	24.726	17.518	20.144	112.7	27:46.622

Lap	Time	Sector 1	Sector 2	Sector 3	Kph	Elapsed	
15	B	3:59.937 B	28.516	19.788	3:11.633	29.3	36:19.935
16	B	1:25.501	33.781	22.913	28.807	82.2	37:45.436
17	B	1:07.000	26.692	18.717	21.591	104.9	38:52.436
18	B	1:02.563	24.619	17.508	20.436	112.4	39:54.999

27 Robin FRIJNS		NLD					
Andretti Formula E		Andretti ATEC-02					
1	B	2:26.841	1:32.158	19.721	34.962	47.9	2:26.841
2	B	1:09.428	25.579	20.434	23.415	101.3	3:36.269
3	B	1:04.354	25.324	18.015	21.015	109.3	4:40.623
4	B	1:04.145	25.323	17.959	20.863	109.6	5:44.768
5	B	4:47.311 B	25.297	21.586	4:00.428	24.5	10:32.079
6	B	1:18.485	34.768	18.709	25.008	89.6	11:50.564
7	B	1:04.316	25.332	18.158	20.826	109.3	12:54.880
8	B	9:58.437 B	25.516	18.002	9:14.919	11.7	22:53.317
9	B	1:12.458	30.394	18.939	23.125	97.0	24:05.775
10	B	1:06.211	26.057	18.614	21.540	106.2	25:11.986
11	B	1:06.079	25.738	18.534	21.807	106.4	26:18.065
12	B	3:15.586 B	25.675	18.632	2:31.279	35.9	29:33.651
13	B	1:08.839	28.695	18.697	21.447	102.1	30:42.490
14	B	1:04.233	25.342	17.919	20.972	109.5	31:46.723
15	A	3:29.127 B	25.232	18.030	2:45.865	33.6	35:15.850
16	A	1:08.956	28.337	19.058	21.561	102.0	36:24.806
17	A	1:04.621	25.406	18.246	20.969	108.8	37:29.427
18	A	1:03.433	25.416	17.475	20.542	110.8	38:32.860
19	A	1:14.579	27.131	23.023	24.425	94.3	39:47.439
20	A	1:18.544	27.891	22.630	28.023	89.5	41:05.983

28 Antonio Felix DA COSTA		PRT					
Andretti Formula E		Andretti ATEC-02					
1	B	2:04.181	1:19.717	20.160	24.304	56.6	2:04.181
2	B	4:12.431 B	26.739	19.125	3:26.567	27.9	6:16.612
3	B	1:13.927	31.085	19.764	23.078	95.1	7:30.539
4	B	1:07.043	26.228	18.647	22.168	104.9	8:37.582
5	B	1:06.568	26.110	18.526	21.932	105.6	9:44.150
6	B	1:06.413	25.985	18.568	21.860	105.9	10:50.563
7	B	1:06.129	25.886	18.491	21.752	106.3	11:56.692
8	B	1:08.478	27.701	18.969	21.808	102.7	13:05.170
9	B	9:33.280 B	26.585	23.913	8:42.782	12.3	22:38.450
10	B	1:15.792	31.871	20.323	23.598	92.8	23:54.242
11	B	1:04.965	25.519	18.277	21.169	108.2	24:59.207
12	B	1:05.100	25.765	18.294	21.041	108.0	26:04.307
13	B	1:22.559	33.079	23.111	26.369	85.2	27:26.866
14	B	1:04.521	25.503	18.124	20.894	109.0	28:31.387
15	A	7:53.208 B	25.759	18.457	7:08.992	14.9	36:24.595
16	A	1:25.141	34.182	25.367	25.592	82.6	37:49.736
17	A	1:12.118	28.757	21.744	21.617	97.5	39:01.854
18	A	1:03.175	24.884	17.873	20.418	111.3	40:05.029
19	A	1:23.991	33.049	28.520	22.422	83.7	41:29.020

33 Stéphane SARRAZIN		FRA					
TECHEETAH		Renault Z.E. 16					
10	A	1:02.388	24.726	17.518	20.144	112.7	27:46.622



FIA Formula E Championship

Round 10 - New York City ePrix

Non Qualifying Practice 3

Analysis

Official Timekeeper

■ Personal Best ■ Session Best ■ B Crossing the finish line in pit lane

Lap	C	Time	Sector 1	Sector 2	Sector 3	Kph	Elapsed	Lap	Time	Sector 1	Sector 2	Sector 3	Kph	Elapsed	
1	A	2:03.522	1:08.995	27.376	27.151	56.9	2:03.522	21	B	1:04.393	25.405	18.121	20.867	109.2	41:50.789
2	A	1:12.348	26.276	18.653	27.419	97.2	3:15.870								
3	A	1:04.748	25.525	18.133	21.090	108.6	4:20.618								
4	A	1:04.568	25.447	18.041	21.080	108.9	5:25.186								
5	B	17:21.249 B	26.271	18.772	...	6.8	22:46.435								
6	B	1:25.958	32.025	23.261	30.672	81.8	24:12.393								
7	B	1:08.019	27.544	18.796	21.679	103.4	25:20.412								
8	B	1:02.878	24.806	17.611	20.461	111.8	26:23.290								
9	B	1:09.207	27.632	19.477	22.098	101.6	27:32.497								
10	B	1:06.044	25.887	18.592	21.565	106.5	28:38.541								
11	B	1:06.146	25.837	18.678	21.631	106.3	29:44.687								
12	B	1:05.787	25.657	18.517	21.613	106.9	30:50.474								
13	B	1:06.259	25.826	18.901	21.532	106.1	31:56.733								
14	B	1:06.202	25.806	18.908	21.488	106.2	33:02.935								
15	A	2:26.846 B	25.593	18.754	1:42.499	47.9	35:29.781								
16	A	1:11.543	30.023	19.146	22.374	98.3	36:41.324								
17	A	4:48.906 B	25.903	22.918	4:00.085	24.3	41:30.230								

37 Alex LYNN		GBR					
DS Virgin Racing		DS Virgin DSV-02					
1	B	1:50.666	1:03.876	21.820	24.970	63.5	1:50.666
2	B	1:15.036	29.169	21.546	24.321	93.7	3:05.702
3	B	1:03.673	25.259	18.082	20.332	110.4	4:09.375
4	A	25:39.878 B	26.991	19.372	...	4.6	29:49.253
5	A	1:09.581	29.581	18.364	21.636	101.0	30:58.834
6	A	1:05.604	25.906	18.325	21.373	107.2	32:04.438
7	A	1:05.236	25.997	18.126	21.113	107.8	33:09.674
8	A	1:04.885	25.715	18.080	21.090	108.4	34:14.559
9	A	1:08.400	25.895	19.075	23.430	102.8	35:22.959
10	A	1:04.829	25.805	18.075	20.949	108.5	36:27.788
11	B	2:11.492 B	26.317	18.442	1:26.733	53.5	38:39.280
12	B	1:17.360	31.917	19.722	25.721	90.9	39:56.640
13	B	1:11.925	28.327	20.039	23.559	97.8	41:08.565
14	B	1:02.558	24.413	17.822	20.323	112.4	42:11.123

47 Adam CARROLL		GBR					
Panasonic Jaguar Racing		Jaguar I-Type 1					
1	A	1:59.690	1:08.750	23.720	27.220	58.7	1:59.690
2	A	1:07.972	26.728	19.153	22.091	103.4	3:07.662
3	A	1:06.938	26.348	18.629	21.961	105.0	4:14.600
4	A	1:06.641	26.444	18.566	21.631	105.5	5:21.241
5	A	1:06.170	26.150	18.540	21.480	106.3	6:27.411
6	A	1:07.428	26.520	18.938	21.970	104.3	7:34.839
7	A	1:07.048	26.261	18.994	21.793	104.9	8:41.887
8	A	13:58.128 B	26.926	18.571	...	8.4	22:40.015
9	A	1:15.114	30.678	20.441	23.995	93.6	23:55.129
10	A	1:05.954	25.507	18.186	22.261	106.6	25:01.083
11	A	1:04.389	25.133	18.294	20.962	109.2	26:05.472
12	A	1:04.499	25.544	18.071	20.884	109.0	27:09.971
13	A	1:04.151	25.299	18.043	20.809	109.6	28:14.122
14	B	5:44.423 B	25.508	18.124	5:00.791	20.4	33:58.545
15	B	1:13.299	29.075	20.917	23.307	95.9	35:11.844
16	B	1:07.266	26.741	19.110	21.415	104.5	36:19.110
17	B	1:03.372	24.755	18.299	20.318	110.9	37:22.482
18	B	1:13.833	28.661	20.594	24.578	95.2	38:36.315
19	B	1:03.117	24.974	17.677	20.466	111.4	39:39.432
20	B	1:06.964	26.387	18.753	21.824	105.0	40:46.396

66 Daniel ABT		DEU					
ABT Schaeffler Audi Sport		ABT Schaeffler FE02					
1	B	1:48.975	1:01.147	21.706	26.122	64.5	1:48.975
2	A	1:58.775 B	28.038	20.172	1:10.565	59.2	3:47.750
3	A	1:21.438	38.338	20.998	22.102	86.3	5:09.188
4	A	1:09.409	27.460	19.401	22.548	101.3	6:18.597
5	A	1:07.867	26.574	19.107	22.186	103.6	7:26.464
6	A	1:07.277	26.191	18.847	22.239	104.5	8:33.741
7	A	1:06.286	25.969	18.689	21.628	106.1	9:40.027
8	A	1:06.127	25.938	18.667	21.522	106.3	10:46.154
9	B	11:57.577 B	25.965	18.722	...	9.8	22:43.731
10	B	1:12.001	30.369	18.985	22.647	97.6	23:55.732
11	B	1:06.051	26.313	18.467	21.271	106.4	25:01.783
12	B	1:04.700	25.651	18.213	20.836	108.7	26:06.483
13	B	1:04.566	25.505	18.149	20.912	108.9	27:11.049
14	B	1:04.637	25.466	18.189	20.982	108.8	28:15.686
15	A	8:45.701 B	25.677	18.126	8:01.898	13.4	37:01.387
16	A	1:17.505	33.912	19.977	23.616	90.7	38:18.892
17	A	1:11.671	26.859	18.514	26.298	98.1	39:30.563
18	A	1:03.091	25.178	17.690	20.223	111.4	40:33.654
19	A	1:14.262	30.419	21.531	22.312	94.7	41:47.916

88 Oliver TURVEY		GBR					
NEXTEV NIO		NextEV TCR Formula 002					
1	A	2:30.558	1:43.169	21.572	25.817	46.7	2:30.558
2	A	1:13.446	28.702	19.992	24.752	95.7	3:44.004
3	A	1:04.782	25.748	18.147	20.887	108.5	4:48.786
4	A	1:04.321	25.463	17.992	20.866	109.3	5:53.107
5	B	17:06.183 B	26.976	18.632	...	6.9	22:59.290
6	B	1:18.274	32.962	20.659	24.653	89.8	24:17.564
7	B	1:11.039	27.675	19.204	24.160	99.0	25:28.603
8	B	1:02.773	24.888	17.539	20.346	112.0	26:31.376
9	B	1:19.996	28.927	24.591	26.478	87.9	27:51.372
10	B	1:04.467	25.518	17.946	21.003	109.1	28:55.839
11	B	1:15.588	25.657	19.104	30.827	93.0	30:11.427
12	B	1:04.893	25.489	18.090	21.314	108.3	31:16.320
13	B	1:04.695	25.633	18.089	20.973	108.7	32:21.015
14	A	5:56.571 B	26.170	19.023	5:11.378	19.7	38:17.586
15	A	1:18.683	33.136	21.206	24.341	89.4	39:36.269
16	A	1:18.703	33.638	20.975	24.090	89.3	40:54.972
17	A	1:02.427	24.728	17.511	20.188	112.6	41:57.399