

# FIA Formula E Championship

## Valencia Testing


### Test session 1

## Analysis

Official Timekeeper TAG Heuer

■ Personal Best ■ Session Best ■ Crossing the finish line in pit lane

Lap	C	Time	Sector 1	Sector 2	Sector 3	Kph	Elapsed	Lap	Time	Sector 1	Sector 2	Sector 3	Kph	Elapsed					
<b>1</b>	<b>Lucas Di Grassi</b>																		
		Audi Sport ABT Schaeffler					Audi e-tron FE04												
1	B	21:35.309	B	...	36.330	1:56.950	8.6	21:35.309	19	A	1:37.104	B	33.046	28.275	35.783	114.6	1:06:49.616		
2	B	24:48.478	...	...	28.855	29.717	7.5	46:23.787	20	A	9:17.419	8:17.832	27.760	31.827	31.827	20.0	1:16:07.035		
3	B	1:24.021	29.508	25.800	28.713	132.4	47:47.808	21	A	1:20.501	26.883	25.310	28.308	138.2	1:17:27.536				
4	B	1:27.433	B	27.862	25.545	34.026	127.2	49:15.241	22	A	1:27.140	B	27.390	25.698	34.052	127.7	1:18:54.676		
5	B	7:59.073	7:01.238	27.478	30.357	23.2	57:14.314	23	B	46:09.873	...	29.938	32.395	4.0	2:05:04.549				
6	B	1:20.500	27.402	25.130	27.968	138.2	58:34.814	24	B	1:35.678	33.747	29.905	32.026	116.3	2:06:40.227				
7	B	1:47.963	37.541	34.022	36.400	103.0	1:00:22.777	25	B	1:19.491	26.253	24.987	28.251	139.9	2:07:59.718				
8	B	1:34.122	28.364	32.808	32.950	118.2	1:01:56.899	26	B	1:46.911	36.152	37.792	32.967	104.0	2:09:46.629				
9	B	1:19.893	26.815	25.013	28.065	139.2	1:03:16.792	27	B	1:21.327	28.359	25.145	27.823	136.8	2:11:07.956				
10	B	1:34.565	B	31.576	26.017	36.972	117.6	1:04:51.357	28	B	1:43.724	B	32.032	30.138	41.554	107.2	2:12:51.680		
11	B	13:42.222	...	25.517	28.971	13.5	1:18:33.579	29	B	9:24.391	8:21.960	28.580	33.851	19.7	2:22:16.071				
12	B	1:27.094	28.231	29.972	28.891	127.7	1:20:00.673	30	B	1:20.740	26.917	25.367	28.456	137.8	2:23:36.811				
13	B	1:31.202	B	29.384	28.448	33.370	122.0	1:21:31.875	31	B	1:39.220	33.170	32.365	33.685	112.1	2:25:16.031			
14	A	19:03.225	...	32.576	34.771	9.7	1:40:35.100	32	B	1:20.839	26.894	25.395	28.550	137.6	2:26:36.870				
15	A	1:38.476	34.640	31.668	32.168	113.0	1:42:13.576	33	B	1:28.312	B	28.959	25.812	33.541	126.0	2:28:05.182			
16	A	1:36.128	B	32.850	29.385	33.893	115.7	1:43:49.704	34	A	18:33.931	...	28.882	31.286	10.0	2:46:39.113			
17	A	6:38.688	5:40.440	28.517	29.731	27.9	1:50:28.392	35	A	1:34.567	30.842	31.581	32.144	117.6	2:48:13.680				
18	A	3:27.665	B	1:01.607	1:05.983	1:20.075	53.6	1:53:56.057	36	A	1:18.669	26.011	24.866	27.792	141.4	2:49:32.349			
19	A	1:46.832	46.872	28.640	31.320	104.1	1:55:42.889	37	A	1:48.167	32.978	35.795	39.394	102.8	2:51:20.516				
20	A	1:19.747	27.013	24.972	27.762	139.5	1:57:02.636	38	A	1:19.095	26.012	25.008	28.075	140.6	2:52:39.611				
21	A	1:58.118	40.885	40.609	36.624	94.2	1:59:00.754	39	A	1:42.030	B	34.420	33.719	33.891	109.0	2:54:21.641			
22	A	1:19.946	26.905	25.060	27.981	139.1	2:00:20.700	40	A	3:33.908	B	2:24.887	31.347	37.674	52.0	2:57:55.549			
23	A	1:30.508	B	30.088	25.479	34.941	122.9	2:01:51.208	41	A	2:19.641	B	1:19.905	26.187	33.549	79.7	3:00:15.190		
24	A	11:24.941	...	27.050	28.808	16.2	2:13:16.149												
25	A	1:22.662	28.396	25.764	28.502	134.6	2:14:38.811												
26	A	1:22.445	28.022	25.776	28.647	134.9	2:16:01.256												
27	A	1:23.904	29.332	26.088	28.484	132.6	2:17:25.160												
28	A	1:22.567	28.270	25.687	28.610	134.7	2:18:47.727												
29	A	1:31.950	B	30.699	26.668	34.583	121.0	2:20:19.677											
30	B	23:49.924	...	30.141	32.392	7.8	2:44:09.601												
31	B	1:36.495	34.511	30.177	31.807	115.3	2:45:46.096												
32	B	1:18.718	26.522	24.664	27.532	141.3	2:47:04.814												
33	B	1:40.713	B	32.202	29.647	38.864	110.5	2:48:45.527											
<b>2</b>	<b>Sam Bird</b>																		
		DS Virgin Racing					DS Virgin DSV-03												
1	A	2:17.228	1:10.522	32.097	34.609	81.1	2:17.228												
2	A	1:47.679	B	36.212	29.746	41.721	103.3	4:04.907											
3	B	9:20.660	8:17.765	29.747	33.148	19.8	13:25.567												
4	B	1:40.903	B	32.272	28.395	40.236	110.2	15:06.470											
5	B	12:24.062	...	26.055	30.997	15.0	27:30.532												
6	B	1:22.528	28.149	25.727	28.652	134.8	28:53.060												
7	B	1:21.213	27.354	25.466	28.393	137.0	30:14.273												
8	B	1:43.634	33.847	32.634	37.153	107.3	31:57.907												
9	B	1:21.259	27.268	25.399	28.592	136.9	33:19.166												
10	B	1:31.801	B	30.658	27.004	34.139	121.2	34:50.967											
11	A	9:57.602	B	8:51.432	29.450	36.720	18.6	44:48.569											
12	A	11:10.160	...	28.650	35.026	16.6	55:58.729												
13	A	1:32.383	30.933	30.089	31.361	120.4	57:31.112												
14	A	1:20.392	26.942	25.225	28.225	138.4	58:51.504												
15	A	1:50.397	35.611	37.746	37.040	100.8	1:00:41.901												
16	A	1:20.427	26.760	25.384	28.283	138.3	1:02:02.328												
17	A	1:50.100	35.671	39.589	34.840	101.0	1:03:52.428												
18	A	1:20.084	26.569	25.254	28.261	138.9	1:05:12.512												
<b>3</b>	<b>Nelson Piquet Jr.</b>																		
		Panasonic Jaguar Racing					Jaguar I-Type II												
1	A	2:23.528	1:09.210	36.497	37.821	77.5	2:23.528												
2	A	1:59.824	B	38.202	36.028	45.594	92.8	4:23.352											
3	B	9:02.779	7:39.527	41.202	42.050	20.5	13:26.131												
4	B	1:59.497	B	36.028	36.232	47.237	93.1	15:25.628											
5	A	12:17.293	...	26.877	30.641	15.1	27:42.921												
6	A	1:22.722	28.420	25.795	28.507	134.5	29:05.643												
7	A	1:21.326	27.657	25.440	28.229	136.8	30:26.969												
8	A	1:20.913	27.252	25.393	28.268	137.5	31:47.882												
9	A	1:34.913	B	27.231	25.547	42.135	117.2	33:22.795											
10	B	11:37.872	...	30.638	30.478	15.9	45:00.667												
11	B	1:20.619	27.096	25.355	28.168	138.0	46:21.286												
12	B	1:20.656	27.239	25.356	28.061	137.9	47:41.942												
13	B	1:20.833	27.147	25.505	28.181	137.6	49:02.775												
14	B	1:34.952	B	27.180	25.592	42.180	117.2	50:37.727											
15	B	15:13.803	...	33.022	29.965	12.2	1:05:51.530												
16	B	1:20.622	27.037	25.279	28.306	138.0	1:07:12.152												
17	B	1:34.765	B	26.933	25.551	42.281	117.4	1:08:46.917											
18	A	29:02.915	...	32.038	33.270	6.4	1:37:49.832												
19	A	1:20.179	26.693	25.381	28.105	138.7	1:39:10.011												
20	A	1:32.649	B	26.677	25.402	40.570	120.1	1:40:42.660											
21	A	21:16.001	...	33.464	29.638	8.7	2:01:58.661												
22	A	1:19.627	26.526	25.155	27.946	139.7	2:03:18.288												
23	A	1:33.167	B	26.543	25.376	41.248	119.4	2:04:51.455											
24	A	21:01.405	...	31.036	30.442	8.8	2:25:52.860												
25	A	1:20.234	26.954	25.244	28.036	138.6	2:27:13.094												
26	A	1:36.759	B	28.403	28.054	40.302	115.0	2:28:49.853											
<b>4</b>	<b>Edoardo Mortara</b>																		
		Venturi Formula E Team					Venturi VM200-FE-03												
1	C	12:12.647	...	28.971	32.235	15.2	12:12.647												
2	C	1:33.682	B	30.832	26.228	36.622	118.7	13:46.329											



# FIA Formula E Championship

## Valencia Testing

### Test session 1

## Analysis

Official Timekeeper TAG Heuer

■ Personal Best ■ Session Best ■ Crossing the finish line in pit lane


Lap	C	Time	Sector 1	Sector 2	Sector 3	Kph	Elapsed	Lap	Time	Sector 1	Sector 2	Sector 3	Kph	Elapsed
3	C	8:34.118	7:38.511	26.307	29.300	21.6	22:20.447	14	A 1:28.635	B 27.961	25.667	35.007	125.5	1:21:14.473
4	C	1:22.921	28.895	25.500	28.526	134.2	23:43.368	15	B 2:23.35	...	30.421	30.912	2.2	2:44:50.014
5	C	1:22.161	28.202	25.418	28.541	135.4	25:05.529	16	B 1:23.228	28.640	25.882	28.706	133.7	2:46:13.242
6	C	1:24.855	28.462	26.892	29.501	131.1	26:30.384	17	B 1:22.034	28.147	25.503	<b>28.384</b>	135.6	2:47:35.276
7	C	1:35.021	B 28.848	27.296	38.877	117.1	28:05.405	18	B <b>1:21.888</b>	<b>27.860</b>	25.529	28.499	135.8	2:48:57.164
8	C	1:16:27.622	...	29.178	30.559	2.4	1:44:33.027	19	B 1:28.490	B 27.882	25.534	35.074	125.7	2:50:25.654
9	C	<b>1:20.946</b>	27.528	<b>25.233</b>	<b>28.185</b>	137.4	1:45:53.973	20	B 5:58.335	4:55.181	32.994	30.160	31.0	2:56:23.989
10	C	1:25.895	27.906	27.735	30.254	129.5	1:47:19.868	21	B 1:22.058	28.045	25.605	28.408	135.6	2:57:46.047
11	C	1:28.281	<b>27.189</b>	25.414	35.678	126.0	1:48:48.149	22	B 1:22.135	27.931	25.694	28.510	135.4	2:59:08.182
12	C	1:21.737	27.623	25.599	28.515	136.1	1:50:09.886	23	B 1:28.948	B 28.458	25.718	34.772	125.1	3:00:37.130
13	C	3:58.199	B 2:20.527	27.565	1:10.107	46.7	1:54:08.085							
14	C	6:55.806	5:52.290	31.724	31.792	26.8	2:01:03.891							
15	C	1:31.402	31.339	29.573	30.490	121.7	2:02:35.293							
16	C	1:21.377	27.632	25.341	28.404	136.7	2:03:56.670							
17	C	1:31.011	B 27.486	26.763	36.762	122.2	2:05:27.681							

5 James Rossiter		Venturi Formula E Team													Venturi VM200-FE-03												
1	B	2:11.773	B 1:00.040	29.582	42.151	84.4	2:11.773																				
2	B	8:25.085	7:24.891	28.151	32.043	22.0	10:36.858																				
3	B	1:23.512	29.197	25.743	28.572	133.2	12:00.370																				
4	B	1:30.951	28.831	25.995	36.125	122.3	13:31.321																				
5	B	1:22.795	28.556	25.891	28.348	134.4	14:54.116																				
6	B	1:22.387	28.428	25.510	28.449	135.0	16:16.503																				
7	B	1:31.083	B 29.089	26.772	35.222	122.1	17:47.586																				
8	B	48:32.635	...	29.690	31.250	3.8	1:06:20.221																				
9	B	1:29.029	30.304	26.581	32.144	124.9	1:07:49.250																				
10	B	<b>1:20.159</b>	<b>27.447</b>	<b>24.973</b>	<b>27.739</b>	138.8	1:09:09.409																				
11	B	02:45.672	...	29.609	30.695	3.0	2:11:55.081																				
12	B	1:25.658	28.271	25.613	31.774	129.9	2:13:20.739																				
13	B	1:28.213	30.664	26.625	30.924	126.1	2:14:48.952																				
14	B	1:27.433	31.260	26.378	29.795	127.2	2:16:16.385																				
15	B	1:26.295	30.217	26.528	29.550	128.9	2:17:42.680																				
16	B	1:30.325	32.427	26.974	30.924	123.2	2:19:13.005																				
17	B	1:30.003	30.115	26.734	33.154	123.6	2:20:43.008																				
18	B	1:25.473	29.630	26.072	29.771	130.1	2:22:08.481																				
19	B	1:29.722	31.116	26.456	32.150	124.0	2:23:38.203																				
20	B	1:27.197	30.069	26.257	30.871	127.6	2:25:05.400																				
21	B	1:26.652	29.800	26.249	30.603	128.4	2:26:32.052																				
22	B	1:26.951	30.124	26.585	30.242	127.9	2:27:59.003																				
23	B	1:39.057	B 30.326	27.090	41.641	112.3	2:29:38.060																				

6 Neel Jani		Dragon Racing													Penske EV-2												
1	A	7:15.743	B 5:15.304	45.193	1:15.246	25.5	7:15.743																				
2	A	18:45.756	...	28.379	31.140	9.9	26:01.499																				
3	A	1:26.190	31.294	25.781	29.115	129.1	27:27.689																				
4	A	1:23.220	29.180	25.478	28.562	133.7	28:50.909																				
5	A	1:22.823	28.440	25.364	29.019	134.3	30:13.732																				
6	A	1:22.438	28.424	25.459	28.555	134.9	31:36.170																				
7	A	1:29.849	B 28.781	26.576	34.492	123.8	33:06.019																				
8	A	34:09.133	...	30.935	30.458	5.4	1:07:15.152																				
9	A	1:22.198	28.197	<b>25.344</b>	28.657	135.3	1:08:37.350																				
10	A	1:30.151	B 28.004	25.553	36.594	123.4	1:10:07.501																				
11	A	6:53.574	5:56.082	28.139	29.353	26.9	1:17:01.075																				
12	A	1:22.236	28.200	25.638	28.398	135.3	1:18:23.311																				
13	A	1:22.527	28.111	25.661	28.755	134.8	1:19:45.838																				

7 Jerome D'Ambrosio		Dragon Racing													Penske EV-2												
1	A	10:47.266	B 9:35.069	32.560	39.637	17.2	10:47.266																				
2	A	24:34.992	...	33.710	31.798	7.5	35:22.258																				
3	A	1:24.260	29.573	25.981	28.706	132.0	36:46.518																				
4	A	1:21.715	28.030	25.312	28.373	136.1	38:08.233																				
5	A	1:45.814	37.331	35.593	32.890	105.1	39:54.047																				
6	A	1:21.291	27.526	25.240	28.525	136.8	41:15.338																				
7	A	1:21.322	27.157	25.674	28.491	136.8	42:36.660																				
8	A	1:55.609	40.686	38.472	36.451	96.2	44:32.269																				
9	A	1:21.759	27.826	25.441	28.492	136.1	45:54.028																				
10	A	1:27.694	B 27.652	25.372	34.670	126.9	47:21.722																				
11	B	41:25.565	B ...	31.847	39.689	4.5	1:28:47.287																				
12	B	20:23.395	...	31.234	31.304	9.1	1:49:10.682																				
13	B	1:20.535	27.280	25.118	28.137	138.1	1:50:31.217																				
14	B	3:34.617	B 1:06.123	1:07.433	1:21.061	51.8	1:54:05.834																				
15	B	4:45.350	3:42.002	31.629	31.719	39.0	1:58:51.184																				
16	B	<b>1:20.287</b>	27.066	<b>25.104</b>	<b>28.117</b>	138.6	2:00:11.471																				
17	B	1:20.432	<b>27.027</b>	25.159	28.246	138.3	2:01:31.903																				
18	B	1:25.758	30.942	26.314	28.502	129.7	2:02:57.661																				
19	B	1:21.315	27.541	25.462	28.312	136.8	2:04:18.976																				
20	B	1:29.261	B 27.773	26.736	34.752	124.6	2:05:48.237																				
21	A	28:50.183	...	28.990	29.416	6.4	2:34:38.420																				
22	A	1:23.575	28.595	25.782	29.198	133.1	2:36:01.995																				
23	A	1:22.948	28.076	26.033	28.839	134.1	2:37:24.943																				
24	A	1:22.465	27.764	25.774	28.927	134.9	2:38:47.408																				
25	A	1:22.039	27.681	25.667	28.691	135.6	2:40:09.447																				
26	A	1:21.832	27.459	25.590	28.783	135.9	2:41:31.279																				
27	A	1:22.067	27.589	25.674	28.804	135.5	2:42:53.346																				
28	A	1:22.165	27.825	25.686	28.654	135.4	2:44:15.511																				
29	A	1:22.245	27.817	25.614	28.814	135.3	2:45:37.756																				
30	A	1:21.974	27.557	25.630	28.787	135.7	2:46:59.730																				
31	A	1:22.028	27.648	25.597	28.783	135.6	2:48:21.758																				
32	A	1:21.713	27.513	25.706	28.494	136.1	2:49:43.471																				
33	A	1:21.867	27.505	25.776	28.586	135.9	2:51:05.338																				
34	A	1:30.242	B 27.935	...	...	123.3	2:52:35.580																				

8 Nicolas Prost		Renault e.Dams													Renault Z.E. 17												
1	A	1:50.443	49.882	29.126	31.435	100.7	1:50.443																				
2	A	1:36.251	B 32.357	26.991	36.903	115.6	3:26.694																				
3	B	6:15.064	5:18.199	26.705	30.160	29.7	9:41.758																				
4	B	1:30.581	B 28.927	25.956	35.698	122.8	11:12.339																				
5	A	13:31.011	...	26.335	29.448	13.7	24:43.350																				
6	A	1:21.897	27.856	25.659	28.382	135.8	26:05.247																				
7	A	1:43.609	34.957	34.549	34.103	107.4	27:48.856																				



# FIA Formula E Championship

## Valencia Testing

### Test session 1

## Analysis

Official Timekeeper TAG Heuer


■ Personal Best ■ Session Best ■ Crossing the finish line in pit lane

Lap	C	Time	Sector 1	Sector 2	Sector 3	Kph	Elapsed	Lap	Time	Sector 1	Sector 2	Sector 3	Kph	Elapsed
8	A	1:20.641	26.991	25.340	28.310	137.9	29:09.497	1	A	2:01.537 <b>B</b>	49.323	31.524	40.690	91.5 2:01.537
9	A	1:36.492 <b>B</b>	26.919	29.240	40.333	115.3	30:45.989	2	C	17:59.667 <b>B</b>	...	30.279	40.002	10.3 20:01.204
10	A	14:38.214	...	26.938	30.482	12.7	45:24.203	3	C	33:38.714	...	30.129	31.716	5.5 53:39.918
11	A	1:20.663	27.309	25.215	28.139	137.9	46:44.866	4	C	1:21.757	28.187	25.431	28.139	136.1 55:01.675
12	A	1:20.275	26.712	25.261	28.302	138.6	48:05.141	5	C	1:20.423	27.030	25.314	28.079	138.3 56:22.098
13	A	1:37.458	35.906	30.415	31.137	114.1	49:42.599	6	C	1:20.529	27.020	25.419	28.090	138.1 57:42.627
14	A	1:22.898	28.151	25.805	28.942	134.2	51:05.497	7	C	1:21.055	26.965	25.364	28.726	137.2 59:03.682
15	A	1:33.684 <b>B</b>	28.331	26.483	38.870	118.7	52:39.181	8	C	1:20.653	26.917	25.426	28.310	137.9 1:00:24.335
16	B	29:56.911	...	26.128	29.481	6.2	1:22:36.092	9	C	1:29.777 <b>B</b>	27.823	25.746	36.208	123.9 1:01:54.112
17	B	1:20.054	26.785	25.211	<b>28.058</b>	139.0	1:23:56.146	10	A	34:06.326	...	30.439	31.875	5.4 1:36:00.438
18	B	1:34.725	32.144	32.560	30.021	117.4	1:25:30.871	11	A	1:20.171	27.000	25.169	<b>28.002</b>	138.8 1:37:20.609
19	B	1:21.208	26.717	25.204	29.287	137.0	1:26:52.079	12	A	1:20.026	26.696	25.264	28.066	139.0 1:38:40.635
20	B	1:20.091	26.662	25.277	28.152	138.9	1:28:12.170	13	A	1:41.112	33.877	34.406	32.829	110.0 1:40:21.747
21	B	1:39.634 <b>B</b>	33.566	28.277	37.791	111.6	1:29:51.804	14	A	1:20.169	26.872	25.182	28.115	138.8 1:41:41.916
22	B	17:21.261	...	26.274	29.146	10.7	1:47:13.065	15	A	1:33.311 <b>B</b>	30.239	25.934	37.138	119.2 1:43:15.227
23	B	1:20.215	26.889	<b>25.117</b>	28.209	138.7	1:48:33.280	16	A	43:35.346	...	30.361	31.629	4.3 2:26:50.573
24	B	1:34.878 <b>B</b>	26.839	27.977	40.062	117.2	1:50:08.158	17	A	1:20.119	26.865	<b>25.150</b>	28.104	138.8 2:28:10.692
25	B	5:51.230	4:52.555	27.982	30.693	31.7	1:55:59.388	18	A	1:23.697	26.715	25.279	31.703	132.9 2:29:34.389
26	B	1:20.201	26.779	25.142	28.280	138.7	1:57:19.589	19	A	1:43.624	34.204	35.757	33.663	107.3 2:31:18.013
27	B	1:43.630 <b>B</b>	32.924	31.214	39.492	107.3	1:59:03.219	20	A	<b>1:20.023</b>	<b>26.654</b>	25.222	28.147	139.0 2:32:38.036
28	A	35:42.814	...	26.627	32.538	5.2	2:34:46.033	21	A	1:31.869 <b>B</b>	29.474	26.441	35.954	121.1 2:34:09.905
29	A	1:25.868	30.749	26.890	28.229	129.5	2:36:11.901	22	C	13:11.968	...	28.957	30.372	14.0 2:47:21.873
30	A	<b>1:19.771</b>	<b>26.460</b>	25.180	28.131	139.4	2:37:31.672	23	C	1:30.499 <b>B</b>	29.293	26.635	34.571	122.9 2:48:52.372
31	A	1:43.517 <b>B</b>	32.298	30.964	40.255	107.5	2:39:15.189	24	C	4:37.386	3:40.308	27.318	29.760	40.1 2:53:29.758
32	A	9:40.391	8:44.799	26.253	29.339	19.2	2:48:55.580	25	C	1:23.351	28.541	25.960	28.850	133.5 2:54:53.109
33	A	1:19.982	26.758	25.137	28.087	139.1	2:50:15.562	26	C	1:22.835	28.015	25.906	28.914	134.3 2:56:15.944
34	A	1:30.569	34.979	27.148	28.442	122.8	2:51:46.131	27	C	1:22.752	28.043	25.840	28.869	134.4 2:57:38.696
35	A	1:30.010	29.551	29.202	31.257	123.6	2:53:16.141	28	C	1:22.747	27.998	25.818	28.931	134.4 2:59:01.443
36	A	1:23.063	28.201	25.910	28.952	133.9	2:54:39.204	29	C	1:22.644	28.002	25.844	28.798	134.6 3:00:24.087
37	A	1:22.655	28.329	25.692	28.634	134.6	2:56:01.859							
38	A	1:31.172 <b>B</b>	28.640	26.572	35.960	122.0	2:57:33.031							

9		Sebastien Buemi		Renault e.Dams		Renault Z.E. 17	
1	B	2:27.923	1:22.148	32.472	33.303	75.2	2:27.923
2	B	1:39.600 <b>B</b>	33.113	28.030	38.457	111.7	4:07.523
3	A	7:58.109	6:53.719	32.431	31.959	23.3	12:05.632
4	A	1:38.777 <b>B</b>	33.333	28.632	36.812	112.6	13:44.409
5	A	36:14.173	...	27.756	29.226	5.1	49:58.582
6	A	1:20.781	27.440	25.144	28.197	137.7	51:19.363
7	A	1:20.236	27.000	25.070	28.166	138.6	52:39.599
8	A	1:58.012 <b>B</b>	36.962	38.471	42.579	94.3	54:37.611
9	A	25:28.087	...	29.834	30.061	7.3	1:20:05.698
10	A	1:25.433 <b>B</b>	27.006	25.351	33.076	130.2	1:21:31.131
11	B	33:56.149	...	28.057	30.993	5.5	1:55:27.280
12	B	1:20.149	26.791	25.118	28.240	138.8	1:56:47.429
13	B	1:51.426	46.264	34.351	30.811	99.8	1:58:38.855
14	B	<b>1:19.856</b>	<b>26.505</b>	25.095	28.256	139.3	1:59:58.711
15	B	1:51.584 <b>B</b>	37.867	34.095	39.622	99.7	2:01:50.295
16	B	36:51.845	...	29.622	31.358	5.0	2:38:42.140
17	B	1:19.925	26.784	<b>25.000</b>	<b>28.141</b>	139.2	2:40:02.065
18	B	1:55.730	43.646	40.314	31.770	96.1	2:41:57.795
19	B	1:26.544	26.542	25.167	34.835	128.5	2:43:24.339
20	B	1:38.258 <b>B</b>	38.717	25.430	34.111	113.2	2:45:02.597

16		Oliver Turvey		NIO Formula E team		NextEV NIO Sport 003	

18		Andre Lotterer		TECHEETAH		Renault Z.E. 17	
1	A	7:35.579 <b>B</b>	6:11.603	33.588	50.388	24.4	7:35.579
2	A	13:42.393 <b>B</b>	...	29.613	41.503	13.5	21:17.972
3	B	28:43.541	...	26.945	30.862	6.5	50:01.513
4	B	1:23.792	29.467	25.643	28.682	132.8	51:25.305
5	B	1:22.609	27.954	26.029	28.626	134.7	52:47.914
6	B	1:21.936	27.701	25.628	28.607	135.8	54:09.850
7	B	1:22.981	27.769	25.456	29.756	134.1	55:32.831
8	B	1:33.301 <b>B</b>	28.373	27.452	37.476	119.2	57:06.132
9	B	05:18.964	...	32.154	30.890	2.8	2:02:25.096
10	B	1:21.635	27.925	<b>25.161</b>	28.549	136.3	2:03:46.731
11	B	1:21.190	27.411	25.399	28.380	137.0	2:05:07.921
12	B	1:21.331	27.343	25.553	28.435	136.8	2:06:29.252
13	B	1:48.968 <b>B</b>	33.597	36.553	38.818	102.1	2:08:18.220
14	B	17:16.615	...	30.371	29.932	10.7	2:25:34.835
15	B	1:21.778	27.610	25.314	28.854	136.0	2:26:56.613
16	B	1:29.243	27.295	28.078	33.870	124.6	2:28:25.856
17	B	1:21.724	27.399	25.409	28.916	136.1	2:29:47.580
18	B	1:21.339	27.293	25.549	28.497	136.8	2:31:08.919
19	B	1:24.052	27.902	27.485	28.665	132.3	2:32:32.971
20	B	1:33.007 <b>B</b>	27.904	26.229	38.874	119.6	2:34:05.978
21	A	19:43.603	...	29.554	31.451	9.4	2:53:49.581
22	A	1:28.606	29.819	28.957	29.830	125.5	2:55:18.187
23	A	1:21.397	27.640	25.439	<b>28.318</b>	136.7	2:56:39.584
24	A	1:42.878	33.268	32.464	37.146	108.1	2:58:22.462
25	A	<b>1:20.646</b>	<b>26.308</b>	25.930	28.408	137.9	2:59:43.108
26	A	1:29.198 <b>B</b>	27.335	25.459	36.404	124.7	3:01:12.306



# FIA Formula E Championship

## Valencia Testing


### Test session 1

## Analysis

Official Timekeeper TAG Heuer

■ Personal Best ■ Session Best ■ Crossing the finish line in pit lane

Lap	C	Time	Sector 1	Sector 2	Sector 3	Kph	Elapsed	Lap	Time	Sector 1	Sector 2	Sector 3	Kph	Elapsed	
<b>19</b>		<b>Felix Rosenqvist</b>													
		Mahindra Racing									Mahindra M4Electro				
1	B	3:51.194	B	2:43.231			48.1	3:51.194							
2	B	32:52.473	...				5.6	36:43.667							
3	B	1:38.104	34.007				113.4	38:21.771							
4	B	1:20.844	27.374				137.6	39:42.615							
5	B	1:20.088	26.769				138.9	41:02.703							
6	B	1:20.400	26.949	<b>25.349</b>	<b>28.102</b>		138.4	42:23.103							
7	B	1:41.780	B	27.692	28.762	45.326	109.3	44:04.883							
8	B	42:49.276	...				4.3	1:26:54.159							
9	B	1:22.009	28.105				135.6	1:28:16.168							
10	B	1:21.468	27.404				136.5	1:29:37.636							
11	B	1:25.167	31.160				130.6	1:31:02.803							
12	B	1:20.634	27.275				138.0	1:32:23.437							
13	B	1:34.451	B	29.591	27.558	37.302	117.8	1:33:57.888							
14	B	38:53.027	...				4.8	2:12:50.915							
15	B	1:44.232	36.853				106.7	2:14:35.147							
16	B	<b>1:19.725</b>	<b>26.640</b>				139.5	2:15:54.872							
17	B	1:36.162	B	26.999			115.7	2:17:31.034							
<b>20</b>		<b>Mitch Evans</b>													
		Panasonic Jaguar Racing									Jaguar I-Type II				
1	B	2:45.636	1:31.370	36.690	37.576	67.2	2:45.636								
2	B	1:51.908	B	37.166	32.211	42.531	99.4	4:37.544							
3	A	6:58.907	5:48.039	35.342	35.526	26.6	11:36.451								
4	A	1:36.603	B	30.222	26.456	39.925	115.2	13:13.054							
5	A	14:57.599	...	33.702	34.259	12.4	28:10.653								
6	A	1:21.525	27.775	25.399	28.351	136.4	29:32.178								
7	A	1:36.799	35.595	30.560	30.644	114.9	31:08.977								
8	A	1:20.851	27.041	25.445	28.365	137.6	32:29.828								
9	A	1:36.231	B	28.923	28.964	38.344	115.6	34:06.059							
10	B	13:14.954	...	34.568	34.158	14.0	47:21.013								
11	B	1:20.447	27.003	25.279	28.165	138.3	48:41.460								
12	B	1:49.327	37.051	37.308	34.968	101.7	50:30.787								
13	B	1:20.411	26.808	25.420	28.183	138.3	51:51.198								
14	B	1:39.696	B	31.974	29.873	37.849	111.6	53:30.894							
15	B	14:22.687	...	35.272	32.815	12.9	1:07:53.581								
16	B	1:19.776	26.597	25.190	27.989	139.4	1:09:13.357								
17	B	1:40.969	B	30.682	30.489	39.798	110.2	1:10:54.326							
18	A	19:33.152	...	33.337	33.931	9.5	1:30:27.478								
19	A	1:20.075	26.670	25.371	28.034	138.9	1:31:47.553								
20	A	1:39.562	B	32.177	29.462	37.923	111.7	1:33:27.115							
21	A	14:09.362	...	33.415	33.902	13.1	1:47:36.477								
22	A	1:20.091	26.670	25.270	28.151	138.9	1:48:56.568								
23	A	1:43.315	B	31.852	29.614	41.849	107.7	1:50:39.883							
24	B	12:27.027	...	32.331	31.274	14.9	2:03:06.910								
25	B	<b>1:19.159</b>	<b>26.212</b>	<b>24.990</b>	<b>27.957</b>	140.5	2:04:26.069								
26	B	1:40.511	B	32.289	30.254	37.968	110.7	2:06:06.580							
27	A	12:16.198	...	35.546	34.790	15.1	2:18:22.778								
28	A	1:19.520	26.372	25.143	28.005	139.9	2:19:42.298								
29	A	1:42.552	B	32.299	29.747	40.506	108.5	2:21:24.850							
30	B	8:19.851	7:15.336	32.938	31.577	22.3	2:29:44.701								
31	B	1:20.139	26.779	25.252	28.108	138.8	2:31:04.840								
32	B	1:46.102	B	33.160	31.837	41.105	104.8	2:32:50.942							
33	A	17:14.083	...	34.232	33.114	10.8	2:50:05.025								
34	A	1:19.923	26.514	25.197	28.212	139.2	2:51:24.948								
<b>23</b>		<b>Nick Heidfeld</b>													
		Mahindra Racing									Mahindra M4Electro				
1	B	4:50.099	3:38.544				38.3	4:50.099							
2	B	2:58.742	B	1:41.497			62.2	7:48.841							
3	B	38:59.459	...				4.8	46:48.300							
4	B	1:21.664	27.892				136.2	48:09.964							
5	B	1:20.442	26.998				138.3	49:30.406							
6	B	1:32.439	31.206				120.3	51:02.845							
7	B	1:28.188	B	27.046			126.1	52:31.033							
8	B	42:35.952	...				4.4	1:35:06.985							
9	B	1:23.478	28.994				133.3	1:36:30.463							
10	B	1:22.324	28.035				135.1	1:37:52.787							
11	B	1:22.698	27.824				134.5	1:39:15.485							
12	B	1:22.909	28.059				134.2	1:40:38.394							
13	B	1:40.979	B	31.014			110.2	1:42:19.373							
14	B	45:02.514	...				4.1	2:27:21.887							
15	B	1:20.500	27.073				138.2	2:28:42.387							
16	B	1:51.911	39.157				99.4	2:30:34.298							
17	B	<b>1:20.298</b>	26.924				138.5	2:31:54.596							
18	B	1:52.189	31.075				99.2	2:33:46.785							
19	B	1:55.815	B	<b>26.845</b>			96.0	2:35:42.600							
20	B	19:24.963	...	35.153	41.995	9.5	2:55:07.563								
21	B	1:43.843					107.1	2:56:51.406							
22	B	1:20.384	26.989				138.4	2:58:11.790							
23	B	1:29.946	26.922	<b>27.610</b>	<b>35.414</b>		123.7	2:59:41.736							
24	B	1:29.150	B	26.866			124.8	3:01:10.886							
<b>25</b>		<b>Jean Eric Vergne</b>													
		TECHEETAH									Renault Z.E. 17				
1	A	2:15.061	B	1:05.356	31.134	38.571	82.4	2:15.061							
2	A	18:00.835	...	28.772	31.579	10.3	20:15.896								
3	A	1:23.917	29.896	25.575	28.446	132.6	21:39.813								
4	A	1:21.347	27.676	25.335	28.336	136.7	23:01.160								
5	A	1:33.213	B	30.931	26.493	35.789	119.3	24:34.373							
6	B	08:59.168	B	...	27.898	41.014	2.7	1:33:33.541							
7	B	31:18.487	...	29.401	32.207	5.9	2:04:52.028								
8	B	1:24.508	28.364	25.955	30.189	131.6	2:06:16.536								
9	B	1:20.823	27.016	25.180	28.627	137.6	2:07:37.359								
10	B	1:20.612	27.208	25.106	28.298	138.0	2:08:57.971								
11	B	1:26.416	B	27.123	25.835	33.458	128.7	2:10:24.387							
12	A	36:08.098	...	29.201	30.952	5.1	2:46:32.485								
13	A	1:21.074	27.482	25.519	28.073	137.2	2:47:53.559								
14	A	1:20.463	<b>27.015</b>	25.113	28.335	138.2	2:49:14.022								
15	A	2:16.995	43.864	52.515											



# FIA Formula E Championship

## Valencia Testing

### Test session 1

## Analysis

Official Timekeeper TAG Heuer


■ Personal Best ■ Session Best ■ B Crossing the finish line in pit lane

Lap	C	Time	Sector 1	Sector 2	Sector 3	Kph	Elapsed	Lap	Time	Sector 1	Sector 2	Sector 3	Kph	Elapsed
5	D	1:25.518	29.973	26.076	29.469	130.1	28:30.164							
6	D	1:34.530B	29.595	25.941	38.994	117.7	30:04.694							
7	C	13:13.902	...	32.796	38.142	14.0	43:18.596							
8	C	1:36.081	32.166	30.535	33.380	115.8	44:54.677							
9	C	1:23.193	28.958	25.779	28.456	133.7	46:17.870							
10	C	1:39.256B	30.766	27.906	40.584	112.1	47:57.126							
11	C	19:03.378	...	32.632	36.415	9.7	1:07:00.504							
12	C	1:42.210	35.114	32.586	34.510	108.8	1:08:42.714							
13	C	1:21.625	27.437	25.529	28.659	136.3	1:10:04.339							
14	C	1:38.992B	29.213	29.529	40.250	112.4	1:11:43.331							
15	D	28:55.697	...	35.877	43.524	6.4	1:40:39.028							
16	D	1:41.564	35.579	32.816	33.169	109.5	1:42:20.592							
17	D	1:21.119	27.275	<span style="background-color: green;">25.460</span>	<span style="background-color: green;">28.384</span>	137.1	1:43:41.711							
18	D	1:33.981B	27.862	27.992	38.127	118.4	1:45:15.692							
19	D	13:32.502	...	33.762	37.336	13.7	1:58:48.194							
20	D	1:36.984	34.036	31.487	31.461	114.7	2:00:25.178							
21	D	1:21.134	27.057	25.525	28.552	137.1	2:01:46.312							
22	D	1:37.510B	31.182	28.519	37.809	114.1	2:03:23.822							
23	C	26:29.561	...	32.948	37.283	7.0	2:29:53.383							
24	C	1:37.305	33.635	32.134	31.536	114.3	2:31:30.688							
25	C	<span style="background-color: green;">1:20.699</span>	26.741	25.536	28.422	137.8	2:32:51.387							
26	C	1:39.704B	28.344	32.038	39.322	111.6	2:34:31.091							
27	C	15:02.640	...	31.632	35.850	12.3	2:49:33.731							
28	C	1:37.247	34.852	31.140	31.255	114.4	2:51:10.978							
29	C	1:20.816	<span style="background-color: green;">26.712</span>	25.491	28.613	137.6	2:52:31.794							
30	C	1:41.829B	33.998	27.774	40.057	109.2	2:54:13.623							

28 Antonio Felix Da Costa		Andretti Formula E Andretti ATEC-03												
1	C	3:24.719B	2:05.341	34.820	44.558	54.3	3:24.719							
2	D	9:24.299B	8:16.551	30.173	37.575	19.7	12:49.018							
3	C	19:23.863	...	29.145	32.044	9.6	32:12.881							
4	C	1:30.079	32.572	27.185	30.322	123.5	33:42.960							
5	C	1:24.483	30.552	<span style="background-color: green;">25.371</span>	28.560	131.7	35:07.443							
6	C	1:29.603B	29.863	25.577	34.163	124.1	36:37.046							
7	D	34:26.416	...	30.802	33.319	5.4	1:11:03.462							
8	D	2:43.472B	30.432	44.997	1:28.043	68.0	1:13:46.934							
9	D	4:00.594	2:51.893	33.871	34.830	46.2	1:17:47.528							
10	D	1:21.844	27.821	25.428	28.595	135.9	1:19:09.372							
11	D	1:21.698	27.689	25.395	28.614	136.2	1:20:31.070							
12	D	1:47.743	38.252	36.935	32.556	103.2	1:22:18.813							
13	D	1:21.946	27.604	25.519	28.823	135.7	1:23:40.759							
14	D	1:21.694	27.451	25.608	28.635	136.2	1:25:02.453							
15	D	1:28.987B	27.834	25.645	35.508	125.0	1:26:31.440							
16	C	11:39.529	...	35.141	35.389	2.6	2:38:10.969							
17	C	1:39.433	35.096	32.590	31.747	111.9	2:39:50.402							
18	C	1:21.401	27.573	25.423	<span style="background-color: green;">28.405</span>	136.7	2:41:11.803							
19	C	1:52.812	31.735	48.388	32.689	98.6	2:43:04.615							
20	C	<span style="background-color: green;">1:20.946</span>	<span style="background-color: green;">27.093</span>	25.430	28.423	137.4	2:44:25.561							
21	C	1:53.800	39.983	40.895	32.922	97.8	2:46:19.361							
22	C	1:28.303B	27.171	25.602	35.530	126.0	2:47:47.664							
23	D	7:12.736	5:51.091	39.050	42.595	25.7	2:55:00.400							
24	D	1:43.349	36.241	35.197	31.911	107.6	2:56:43.749							
25	D	1:21.578	27.503	25.478	28.597	136.4	2:58:05.327							
26	D	1:50.727	40.743	39.532	30.452	100.5	2:59:56.054							
27	D	1:38.261B	32.177	30.164	35.920	113.2	3:01:34.315							

36 Alex Lynn		DS Virgin Racing DS Virgin DSV-03												
1	B	1:49.138	42.799	31.895	34.444	101.9	1:49.138							
2	B	1:44.966B	35.635	28.676	40.655	106.0	3:34.104							
3	A	9:47.323	8:43.378	29.897	34.048	18.9	13:21.427							
4	A	1:34.875B	31.451	27.435	35.989	117.2	14:56.302							
5	A	15:06.962	...	28.432	30.595	12.3	30:03.264							
6	A	1:21.675	27.862	25.248	28.565	136.2	31:24.939							
7	A	1:22.079	27.431	25.338	29.310	135.5	32:47.018							
8	A	1:30.219	30.878	28.504	30.837	123.3	34:17.237							
9	A	1:21.403	27.444	25.502	28.457	136.7	35:38.640							
10	A	1:27.472	27.283	27.935	32.254	127.2	37:06.112							
11	A	1:38.072B	28.284	27.397	42.391	113.4	38:44.184							
12	B	14:25.182	...	29.120	32.908	12.9	53:09.366							
13	B	1:20.204	26.788	25.290	28.126	138.7	54:29.570							
14	B	1:26.324	29.455	27.767	29.102	128.9	55:55.894							
15	B	1:20.735	27.201	25.338	28.196	137.8	57:16.629							
16	B	1:32.999B	29.868	26.926	36.205	119.6	58:49.628							
17	B	6:28.446	5:24.675	32.107	31.664	28.6	1:05:18.074							
18	B	1:20.371	26.948	25.195	28.228	138.4	1:06:38.445							
19	B	1:27.893	30.090	27.989	29.814	126.6	1:08:06.338							
20	B	1:20.877	27.013	25.427	28.437	137.5	1:09:27.215							
21	B	1:38.696B	32.306	30.662	35.728	112.7	1:11:05.911							
22	A	45:26.070	...	29.465	31.078	4.1	1:56:31.981							
23	A	1:27.311	29.908	27.417	29.986	127.4	1:57:59.292							
24	A	1:19.270	26.304	25.055	27.911	140.3	1:59:18.562							
25	A	1:32.035	33.905	28.706	29.424	120.9	2:00:50.597							
26	A	1:20.243	26.422	25.040	28.781	138.6	2:02:10.840							
27	A	1:38.097B	32.921	29.078	36.098	113.4	2:03:48.937							
28	A	9:58.414	8:58.921	27.102	32.391	18.6	2:13:47.351							
29	A	1:20.908	27.108	25.366	28.434	137.5	2:15:08.259							
30	A	1:27.316	29.943	27.883	29.490	127.4	2:16:35.575							
31	A	1:21.295	27.027	25.397	28.871	136.8	2:17:56.870							
32	A	1:33.602B	30.895	26.440	36.267	118.8	2:19:30.472							
33	B	29:45.745	...	29.694	33.870	6.2	2:49:16.217							
34	B	1:27.195	30.479	27.106	29.610	127.6	2:50:43.412							
35	B	1:25.079	26.352	27.582	31.145	130.7	2:52:08.491							
36	B	<span style="background-color: green;">1:18.957</span>	<span style="background-color: green;">26.157</span>	<span style="background-color: green;">25.008</span>	<span style="background-color: green;">27.792</span>	140.9	2:53:27.448							
37	B	1:28.029B	27.972	25.898	34.159	126.4	2:54:55.477							

66 Daniel Abt		Audi Sport ABT Schaeffler Audi e-tron FE04												
1	A	2:20.847	1:16.146	31.683	33.018	79.0	2:20.847							
2	A	1:26.093	30.484	26.482	29.127	129.2	3:46.940							
3	A	1:30.831B	29.007	26.591	35.233	122.5	5:17.771							
4	A	23:24.342	...	27.673	29.853	7.9	28:42.113							
5	A	1:22.197	28.163	25.706	28.328	135.3	30:04.310							
6	A	1:22.969	27.952	25.573	29.444	134.1	31:27.279							
7	A	1:48.513	33.357	34.783	40.373	102.5	33:15.792							
8	A	1:21.165	27.401	25.477	28.287	137.1	34:36.957							
9	A	1:26.657	27.085	25.526	34.046	128.4	36:03.614							
10	A	1:20.947	2											



# FIA Formula E Championship

## Valencia Testing

### Test session 1

## Analysis

Official Timekeeper TAG Heuer

■ Personal Best ■ Session Best ■ B Crossing the finish line in pit lane

Lap	C	Time	Sector 1	Sector 2	Sector 3	Kph	Elapsed	Lap	Time	Sector 1	Sector 2	Sector 3	Kph	Elapsed
15	B	7:05.638	6:08.741	27.557	29.340	26.1	57:11.539	24	C	1:21.443	27.603	25.518	28.322	136.6 2:45:54.673
16	B	1:20.391	26.854	25.374	28.163	138.4	58:31.930	25	C	1:21.653	27.636	25.444	28.573	136.2 2:47:16.326
17	B	1:41.444	26.844	35.108	39.492	109.7	1:00:13.374	26	C	1:22.014	27.732	25.616	28.666	135.6 2:48:38.340
18	B	1:20.296	26.776	25.521	27.999	138.5	1:01:33.670	27	C	1:36.175	31.327	32.796	32.052	115.7 2:50:14.515
19	B	1:39.213	35.446	33.325	30.442	112.1	1:03:12.883	28	C	1:21.265	27.522	25.377	28.366	136.9 2:51:35.780
20	B	1:20.106	26.671	25.317	28.118	138.9	1:04:32.989	29	C	1:27.986 B	27.675	25.831	34.480	126.4 2:53:03.766
21	B	1:40.751	34.566	34.362	31.823	110.4	1:06:13.740							
22	B	1:32.095 B	29.352	27.271	35.472	120.8	1:07:45.835							
23	A	40:53.187	...	26.610	29.589	4.5	1:48:39.022							
24	A	1:24.578	29.297	26.241	29.040	131.5	1:50:03.600							
25	A	1:41.289 B	29.026	26.045	46.218	109.8	1:51:44.889							
26	A	14:57.666	...	25.814	28.449	12.4	2:06:42.555							
27	A	1:22.783	28.342	25.897	28.544	134.4	2:08:05.338							
28	A	1:22.426	28.026	25.804	28.596	135.0	2:09:27.764							
29	A	1:22.747	28.292	25.947	28.508	134.4	2:10:50.511							
30	A	1:22.550	27.923	25.989	28.638	134.8	2:12:13.061							
31	A	1:22.397	27.933	25.908	28.556	135.0	2:13:35.458							
32	A	1:23.462	28.188	26.052	29.222	133.3	2:14:58.920							
33	A	1:22.475	28.403	25.645	28.427	134.9	2:16:21.395							
34	A	1:22.292	28.005	25.698	28.589	135.2	2:17:43.687							
35	A	1:22.979	28.843	25.738	28.398	134.1	2:19:06.666							
36	A	1:22.230	28.054	25.730	28.446	135.3	2:20:28.896							
37	A	1:22.267	28.108	25.728	28.431	135.2	2:21:51.163							
38	A	1:22.467	28.282	25.778	28.407	134.9	2:23:13.630							
39	A	1:22.556	28.096	25.820	28.640	134.7	2:24:36.186							
40	A	1:24.586	28.637	25.898	30.051	131.5	2:26:00.772							
41	A	2:21.623 B	36.308	43.990	1:01.325	78.5	2:28:22.395							
42	B	20:28.056	...	33.196	32.111	9.1	2:48:50.451							
43	B	1:37.778	29.386	35.913	32.479	113.8	2:50:28.229							
44	B	<span style="background-color: green;">1:18.761</span>	26.249	<span style="background-color: green;">24.806</span>	<span style="background-color: green;">27.706</span>	141.2	2:51:46.990							
45	B	1:36.910	33.120	34.292	29.498	114.8	2:53:23.900							
46	B	1:25.935 B	<span style="background-color: green;">26.110</span>	25.087	34.738	129.4	2:54:49.835							

68 Luca Filippi		NIO Formula E team NextEV NIO Sport 003												
1	C	2:17.091 B	58.260	34.773	44.058	81.1	2:17.091							
2	B	18:00.816 B	...	33.824	40.453	10.3	20:17.907							
3	B	25:33.615	...	29.805	32.841	7.3	45:51.522							
4	B	1:32.959	33.357	28.159	31.443	119.7	47:24.481							
5	B	1:23.825	28.737	25.954	29.134	132.7	48:48.306							
6	B	1:23.149	28.288	25.965	28.896	133.8	50:11.455							
7	B	1:22.304	27.923	25.773	28.608	135.2	51:33.759							
8	B	1:22.484	27.988	25.744	28.752	134.9	52:56.243							
9	B	1:35.148 B	28.853	28.783	37.512	116.9	54:31.391							
10	C	30:43.865	...	28.244	31.299	6.0	1:25:15.256							
11	C	1:22.186	27.960	25.763	28.463	135.4	1:26:37.442							
12	C	1:21.940	28.111	25.462	28.367	135.8	1:27:59.382							
13	C	1:21.900	27.580	25.445	28.875	135.8	1:29:21.282							
14	C	1:24.410	27.333	26.751	30.326	131.8	1:30:45.692							
15	C	1:21.800	27.565	25.527	28.708	136.0	1:32:07.492							
16	C	1:35.927 B	29.311	28.542	38.074	116.0	1:33:43.419							
17	B	37:54.837	...	27.671	31.395	4.9	2:11:38.256							
18	B	1:21.114	27.678	25.326	28.110	137.1	2:12:59.370							
19	B	1:20.730	<span style="background-color: green;">27.219</span>	25.288	28.223	137.8	2:14:20.100							
20	B	1:37.355 B	31.840	28.162	37.353	114.3	2:15:57.455							
21	C	25:54.044	...	28.563	30.658	7.2	2:41:51.499							
22	C	<span style="background-color: green;">1:20.642</span>	27.366	<span style="background-color: green;">25.204</span>	<span style="background-color: green;">28.072</span>	137.9	2:43:12.141							
23	C	1:21.089	27.263	25.538	28.288	137.2	2:44:33.230							