

FIA Formula E Championship

Valencia Testing

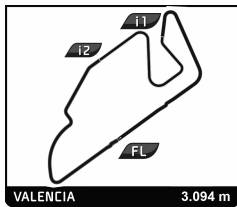
Test session 3

Analysis

Official Timekeeper TAG Heuer

■ Personal Best ■ Session Best ■ Crossing the finish line in pit lane

Lap	C	Time	Sector 1	Sector 2	Sector 3	Kph	Elapsed	Lap	Time	Sector 1	Sector 2	Sector 3	Kph	Elapsed	
1		Lucas Di Grassi BRA													
		Audi Sport ABT Schaeffler Audi e-tron FE04													
1	B	3:02.352	1:57.969	29.131	35.252	61.1	3:02.352	11	B	1:29.978	29.815	26.380	33.783	123.8	29:06.316
2	B	1:43.562	35.209	31.361	36.992	107.6	4:45.914	12	A	9:29.821	8:24.669	29.659	35.493	19.5	38:36.137
3	B	1:26.421	29.550	25.665	31.206	128.9	6:12.335	13	A	1:38.386	32.127	30.590	35.669	113.2	40:14.523
4	B	2:00.565	41.107	32.619	46.839	92.4	8:12.900	14	A	1:24.064	28.760	25.017	30.287	132.5	41:38.587
5	B	1:25.598	29.195	25.570	30.833	130.1	9:38.498	15	A	1:52.262	38.607	35.934	37.721	99.2	43:30.849
6	B	1:38.956	33.004	28.019	37.933	112.6	11:17.454	16	A	1:35.108	28.658	24.967	41.483	117.1	45:05.957
7	B	8:02.057	6:57.206	30.272	34.579	23.1	19:19.511	17	A	1:24.013	28.695	24.926	30.392	132.6	46:29.970
8	B	1:24.469	29.072	25.027	30.370	131.9	20:43.980	18	A	1:38.847	34.103	29.710	35.034	112.7	48:08.817
9	B	1:46.597	34.638	33.329	38.630	104.5	22:30.577	19	B	51:44.085	...	30.652	36.926	3.6	1:39:52.902
10	B	1:53.035	38.528	35.226	39.281	98.5	24:23.612	20	B	1:45.196	37.519	30.492	37.185	105.9	1:41:38.098
11	B	4:35.377	3:28.009	30.494	36.874	40.4	28:58.989	21	B	1:22.658	28.066	24.749	29.843	134.8	1:43:00.756
12	B	1:23.943	28.870	24.898	30.175	132.7	30:22.932	22	B	2:03.784	37.457	42.085	44.242	90.0	1:45:04.540
13	B	1:34.407	35.925	25.112	33.370	118.0	31:57.339	23	B	1:22.941	28.000	24.884	30.057	134.3	1:46:27.481
14	A	13:25.878	...	31.612	40.064	13.8	45:23.217	24	B	1:50.013	33.309	32.960	43.744	101.2	1:48:17.494
15	A	1:24.132	29.094	24.833	30.205	132.4	46:47.349	25	B	23:48.107	...	29.386	35.265	7.8	2:12:05.601
16	A	1:24.360	29.047	25.024	30.289	132.0	48:11.709	26	B	1:23.942	28.838	25.169	29.935	132.7	2:13:29.543
17	A	1:24.404	28.917	25.102	30.385	132.0	49:36.113	27	B	2:03.302	42.384	40.595	40.323	90.3	2:15:32.845
18	A	1:24.717	28.993	25.131	30.593	131.5	51:00.830	28	B	1:32.802	31.604	26.486	34.712	120.0	2:17:05.647
19	A	1:47.680	34.270	31.756	41.654	103.4	52:48.510	29	A	10:34.895	9:21.901	34.424	38.570	17.5	2:27:40.542
20	A	6:44.867	5:34.633	32.071	38.163	27.5	59:33.377	30	A	1:50.446	37.970	34.646	37.830	100.8	2:29:30.988
21	A	1:25.548	29.785	25.294	30.469	130.2	1:00:58.925	31	A	1:21.950	27.859	24.578	29.513	135.9	2:30:52.938
22	A	1:24.879	28.835	25.310	30.734	131.2	1:02:23.804	32	A	2:01.350	38.902	40.175	42.273	91.8	2:32:54.288
23	A	1:24.668	29.038	25.171	30.459	131.6	1:03:48.472	33	A	11:26.039	...	25.528	38.016	16.2	2:44:20.327
24	A	1:24.747	28.916	25.280	30.551	131.4	1:05:13.219	34	A	2:03.086	1:02.339	26.890	33.857	90.5	2:46:23.413
25	A	1:40.872	31.773	28.513	40.586	110.4	1:06:54.091	35	A	1:53.090	55.253	25.364	32.473	98.5	2:48:16.503
26	B	37:47.043	...	32.822	38.673	4.9	1:44:41.134								
27	B	1:45.535	37.196	33.992	34.347	105.5	1:46:26.669								
28	B	1:22.470	28.084	24.668	29.718	135.1	1:47:49.139								
29	B	1:36.967	32.012	29.484	35.471	114.9	1:49:26.106								
30	B	26:39.314	...	31.027	39.196	7.0	2:16:05.420								
31	B	1:41.217	35.320	28.673	37.224	110.0	2:17:46.637								
32	B	1:22.436	28.037	24.603	29.796	135.1	2:19:09.073								
33	B	1:39.694	33.068	30.267	36.359	111.7	2:20:48.767								
34	B	26:34.189	...	26.409	31.218	7.0	2:47:22.956								
35	B	1:26.219	29.090	25.752	31.377	129.2	2:48:49.175								
36	B	1:29.215	31.565	26.547	31.103	124.8	2:50:18.390								
37	B	1:27.891	30.680	25.881	31.330	126.7	2:51:46.281								
38	B	1:28.019	30.721	25.926	31.372	126.5	2:53:14.300								
39	B	1:35.078	36.639	26.242	32.197	117.2	2:54:49.378								
40	B	1:27.097	29.905	25.739	31.453	127.9	2:56:16.475								
41	B	1:34.967	29.939	26.149	38.879	117.3	2:57:51.442								
2		Sam Bird GBR													
		DS Virgin Racing DS Virgin DSV-03													
1	B	3:48.614	2:44.181	28.956	35.477	48.7	3:48.614	11	B	1:29.978	29.815	26.380	33.783	123.8	29:06.316
2	B	1:37.505	33.191	30.831	33.483	114.2	5:26.119	12	A	9:29.821	8:24.669	29.659	35.493	19.5	38:36.137
3	B	1:25.220	29.281	25.226	30.713	130.7	6:51.339	13	A	1:38.386	32.127	30.590	35.669	113.2	40:14.523
4	B	1:49.089	36.361	36.392	36.336	102.1	8:40.428	14	A	1:24.064	28.760	25.017	30.287	132.5	41:38.587
5	B	1:24.570	28.778	25.287	30.505	131.7	10:04.998	15	A	1:52.262	38.607	35.934	37.721	99.2	43:30.849
6	B	1:40.301	32.537	30.894	36.870	111.0	11:45.299	16	A	1:35.108	28.658	24.967	41.483	117.1	45:05.957
7	B	11:30.228	...	26.509	32.333	16.1	23:15.527	17	A	1:24.013	28.695	24.926	30.392	132.6	46:29.970
8	B	1:27.064	30.042	25.595	31.427	127.9	24:42.591	18	A	1:38.847	34.103	29.710	35.034	112.7	48:08.817
9	B	1:27.182	29.844	25.816	31.522	127.8	26:09.773	19	B	51:44.085	...	30.652	36.926	3.6	1:39:52.902
10	B	1:26.565	29.783	25.485	31.297	128.7	27:36.338	20	B	1:45.196	37.519	30.492	37.185	105.9	1:41:38.098
3		Nelson Piquet Jr. BRA													
		Panasonic Jaguar Racing Jaguar I-Type II													
1	A	1:56.529	51.983	29.069	35.477	95.6	1:56.529	11	B	1:29.978	29.815	26.380	33.783	123.8	29:06.316
2	A	1:32.370	30.938	29.088	32.344	120.6	3:28.899	12	A	9:29.821	8:24.669	29.659	35.493	19.5	38:36.137
3	A	1:24.122	29.038	25.165	29.919	132.4	4:53.021	13	A	1:38.386	32.127	30.590	35.669	113.2	40:14.523
4	A	1:26.638	29.158	25.902	31.578	128.6	6:19.659	14	A	1:24.064	28.760	25.017	30.287	132.5	41:38.587
5	A	1:45.159	32.251	34.097	38.811	105.9	8:04.818	15	A	1:52.262	38.607	35.934	37.721	99.2	43:30.849
6	A	1:28.507	29.425	25.471	33.611	125.8	9:33.325	16	A	1:35.108	28.658	24.967	41.483	117.1	45:05.957
7	B	8:39.875	7:35.840	29.276	34.759	21.4	18:13.200	17	A	1:24.013	28.695	24.926	30.392	132.6	46:29.970
8	B	1:23.908	28.893	24.972	30.043	132.7	19:37.108	18	A	1:38.847	34.103	29.710	35.034	112.7	48:08.817
9	B	1:43.268	34.314	35.069	33.885	107.9	21:20.376	19	B	51:44.085	...	30.652	36.926	3.6	1:39:52.902
10	B	1:24.473	28.802	25.012	30.659	131.9	22:44.849	20	B	1:45.196	37.519	30.492	37.185	105.9	1:41:38.098
11	B	1:24.079	28.735	25.116	30.228	132.5	24:08.928	21	B	1:22.658	28.066	24.749	29.843	134.8	1:43:00.756
12	B	1:31.426	29.180	25.333	36.913	121.8	25:40.354	22	B	2:03.784	37.457	42.085	44.242	90.0	1:45:04.540
13	A	16:09.835	...	26.957	33.056	2.4	1:41:50.189	23	B	1:22.941	28.000	24.884	30.057	134.3	1:46:27.481
14	A	1:30.436	30.992	26.725	32.719	123.2	1:43:20.625	24	B	1:50.013	33.309	32.960	43.744	101.2	1:48:17.494
15	A	1:28.915	30.318	26.327	32.270	125.3	1:44:49.540	25	B	23:48.107	...	29.386	35.265	7.8	2:12:05.601
16	A	1:28.228	30.258	25.930	32.040	126.2	1:46:17.768	26	B	1:23.942	28.838	25.169	29.935	132.7	2:13:29.543
17	A	1:28.532	30.032	26.369	32.131	125.8	1:47:46.300	27	B	2:03.302	42.384	40.595	40.323	90.3	2:15:32.845
18	A	1:29.456	30.768	26.360	32.328	124.5	1:49:15.756	28	B	1:32.802	31.604	26.486	34.712	120.0	2:17:05.647
19	A	1:32.607	30.381	26.194	36.032	120.3	1:50:48.363	29	A	10:34.895	9:21.901	34.424	38.570	17.5	2:27:40.542
20	A	6:37.234	5:29.381	31.321	36.532	28.0	1:57:25.597	30	A	1:50.446	37.970	34.646	37.830	100.8	2:29:30.988
21	A	1:23.834	28.863	25.238	29.733	132.9	1:58:49.431	31	A	1:21.950	27.859	24.578	29.513	135.9	2:30:5



FIA Formula E Championship

Valencia Testing

Test session 3

Analysis

Official Timekeeper TAG Heuer

■ Personal Best ■ Session Best ■ Crossing the finish line in pit lane

Lap	C	Time	Sector 1	Sector 2	Sector 3	Kph	Elapsed	Lap	Time	Sector 1	Sector 2	Sector 3	Kph	Elapsed	
1	B	3:31.464	2:29.007	28.500	33.957	52.7	3:31.464	13	B	1:27.070	30.365	25.547	31.158	127.9	27:10.091
2	B	1:29.961	31.560	25.912	32.489	123.8	5:01.425	14	B	1:26.731	30.079	25.357	31.295	128.4	28:36.822
3	B	1:28.651	30.654	25.769	32.228	125.6	6:30.076	15	B	1:27.269	30.183	25.815	31.271	127.6	30:04.091
4	B	1:33.254	30.305	27.675	35.274	119.4	8:03.330	16	B	1:26.755	29.908	25.494	31.353	128.4	31:30.846
5	B	1:27.649	30.871	26.487	30.291	127.1	9:30.979	17	B	1:30.737 B	30.054	25.716	34.967	122.8	33:01.583
6	B	1:27.672	30.342	25.658	31.672	127.0	10:58.651	18	A	31:46.716	...	36.109	40.531	5.8	1:04:48.299
7	B	1:27.404	30.199	25.784	31.421	127.4	12:26.055	19	A	1:42.475	39.063	30.500	32.912	108.7	1:06:30.774
8	B	1:28.860	30.227	26.306	32.327	125.3	13:54.915	20	A	1:23.654	28.782	24.768	30.104	133.1	1:07:54.428
9	B	1:28.167	30.361	25.810	31.996	126.3	15:23.082	21	A	1:40.302 B	36.454	27.952	35.896	111.0	1:09:34.730
10	B	2:07.143 B	38.060	45.957	43.126	87.6	17:30.225	22	A	35:01.591	...	35.190	38.075	5.3	1:44:36.321
11	B	0:30.109	...	26.098	31.657	2.9	1:21:00.334	23	A	1:25.457	29.561	25.180	30.716	130.3	1:46:01.778
12	B	1:26.122	29.891	25.113	31.118	129.3	1:22:26.456	24	A	1:52.116	38.356	35.356	38.404	99.3	1:47:53.894
13	B	1:26.508	29.542	25.786	31.180	128.8	1:23:52.964	25	A	1:25.658	29.344	25.523	30.791	130.0	1:49:19.552
14	B	1:26.821	29.974	25.365	31.482	128.3	1:25:19.785	26	A	1:30.603 B	29.907	25.362	35.334	122.9	1:50:50.155
15	B	1:29.261	31.739	25.452	32.070	124.8	1:26:49.046	27	A	10:34.927	9:30.715	30.221	33.991	17.5	2:01:25.082
16	B	1:36.299	34.806	27.084	34.409	115.7	1:28:25.345	28	A	1:25.988	29.599	25.416	30.973	129.5	2:02:51.070
17	B	1:31.419	31.360	26.242	33.817	121.8	1:29:56.764	29	A	1:31.414 B	30.504	25.554	35.356	121.8	2:04:22.484
18	B	1:32.686	32.477	26.779	33.430	120.2	1:31:29.450	30	B	25:42.057	...	29.089	32.715	7.2	2:30:04.541
19	B	1:32.256	33.059	26.629	32.568	120.7	1:33:01.706	31	B	1:27.995	30.652	25.637	31.706	126.6	2:31:32.536
20	B	1:37.976	33.959	27.721	36.296	113.7	1:34:39.682	32	B	1:28.321	30.636	25.767	31.918	126.1	2:33:00.857
21	B	1:42.660 B	32.859	27.896	41.905	108.5	1:36:22.342	33	B	1:28.120	30.634	25.646	31.840	126.4	2:34:28.977
22	B	0:06:54.718	...	27.640	35.313	2.8	2:43:17.060	34	B	1:28.334	30.625	25.742	31.967	126.1	2:35:57.311
23	B	1:30.926	32.152	26.067	32.707	122.5	2:44:47.986	35	B	1:28.668	30.472	25.914	32.282	125.6	2:37:25.979
24	B	1:30.482	31.833	25.989	32.660	123.1	2:46:18.468	36	B	1:28.934	30.600	25.799	32.535	125.2	2:38:54.913
25	B	1:39.189 B	30.581	28.745	39.863	112.3	2:47:57.657	37	B	1:28.657	30.746	25.837	32.074	125.6	2:40:23.570

5 James Rossiter GBR
 Venturi Formula E Team Venturi VM200-FE-03

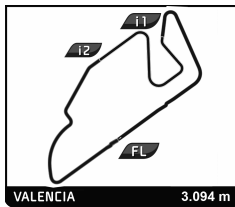
1	A	7:56.179 B	6:37.887	34.275	44.017	23.4	7:56.179
2	B	32:58.746	...	32.838	37.056	2.0	1:40:54.925
3	B	1:37.729	31.696	27.437	38.596	114.0	1:42:32.654
4	B	1:25.840	29.533	25.341	30.966	129.8	1:43:58.494
5	B	1:25.439	29.452	25.333	30.654	130.4	1:45:23.933
6	B	1:47.450	36.771	36.635	34.044	103.7	1:47:11.383
7	B	1:48.309	39.559	32.646	36.104	102.8	1:48:59.692
8	B	1:25.992	29.735	25.365	30.892	129.5	1:50:25.684
9	B	1:41.946	29.729	32.402	39.815	109.3	1:52:07.630
10	B	1:26.826	29.799	26.026	31.001	128.3	1:53:34.456
11	B	1:32.841 B	29.635	27.494	35.712	120.0	1:55:07.297
12	B	0:02:22.904	...	32.392	36.176	3.0	2:57:30.201
13	B	1:32.601	34.509	26.749	31.343	120.3	2:59:02.802
14	B	1:25.523	29.628	25.302	30.593	130.2	3:00:28.325

6 Neel Jani CHE
 Dragon Racing Penske EV-2

1	A	2:39.301	1:32.012	32.484	34.805	69.9	2:39.301
2	A	1:27.465	30.564	25.545	31.356	127.3	4:06.766
3	A	1:29.464 B	30.052	25.535	33.877	124.5	5:36.230
4	B	7:49.588	6:50.858	26.179	32.551	23.7	13:25.818
5	B	1:28.324	31.209	25.633	31.482	126.1	14:54.142
6	B	1:59.184	30.546	34.380	54.258	93.5	16:53.326
7	B	1:27.985	30.738	25.324	31.923	126.6	18:21.311
8	B	1:27.887	30.479	25.465	31.943	126.7	19:49.198
9	B	1:28.192	30.596	25.731	31.865	126.3	21:17.390
10	B	1:29.234	30.591	25.545	33.098	124.8	22:46.624
11	B	1:28.190	30.813	25.797	31.580	126.3	24:14.814
12	B	1:28.207	30.489	25.660	32.058	126.3	25:43.021

7 Jerome D'Ambrosio BEL
 Dragon Racing Penske EV-2

1	B	8:53.009	7:43.132	31.222	38.655	20.9	8:53.009
2	B	1:36.591	33.051	28.809	34.731	115.3	10:29.600
3	B	1:24.877	29.108	25.162	30.607	131.2	11:54.477
4	B	1:35.359	29.040	28.054	38.265	116.8	13:29.836
5	B	1:24.844	28.896	25.248	30.700	131.3	14:54.680
6	B	2:11.090	39.299	48.582	43.209	85.0	17:05.770
7	B	1:24.518	29.016	25.073	30.429	131.8	18:30.288
8	B	1:30.922 B	30.275	25.509	35.138	122.5	20:01.210
9	A	9:20.485	8:15.244	30.096	35.145	19.9	29:21.695
10	A	1:40.538	38.221	29.180	33.137	110.8	31:02.233
11	A	1:22.422	28.236	24.523	29.663	135.1	32:24.655
12	A	1:34.746 B	32.741	117.6	33:59.401
13	A	32:41.118	...	32.836	39.400	5.7	1:06:40.519
14	A	1:36.707	33.913	29.619	33.175	115.2	1:08:17.226
15	A	1:23.133	28.160	24.697	30.276	134.0	1:09:40.359
16	A	1:38.176 B	35.177	26.974	36.025	113.5	1:11:18.535
17	B	49:36.206	...	26.671	32.166	3.7	2:00:54.741
18	B	1:27.855	30.361	25.681	31.813	126.8	2:02:22.596
19	B	1:27.319	30.512	25.471	31.336	127.6	2:03:49.915
20	B	1:33.888 B	30.247	25.578	38.063	118.6	2:05:23.803
21	B	10:56.846	9:57.621	26.252	32.973	17.0	2:16:20.649
22	B	1:28.786	31.366	25.710	31.710	125.5	2:17:49.435
23	B	1:26.776	30.009	25.613	31.154	128.4	2:19:16.211



FIA Formula E Championship

Valencia Testing

Test session 3

Analysis

Official Timekeeper TAG Heuer

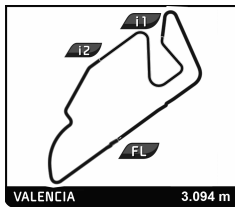
■ Personal Best ■ Session Best ■ B Crossing the finish line in pit lane

Lap	C	Time	Sector 1	Sector 2	Sector 3	Kph	Elapsed	Lap	Time	Sector 1	Sector 2	Sector 3	Kph	Elapsed	
24	B	1:26.582	29.798	25.456	31.328	128.6	2:20:42.793	4	A	1:25.015	29.537	24.963	30.515	131.0	18:37.059
25	B	1:26.173	29.549	25.488	31.136	129.3	2:22:08.966	5	A	2:06.181	49.943	38.808	37.430	88.3	20:43.240
26	B	1:26.543	29.721	25.589	31.233	128.7	2:23:35.509	6	A	1:24.263	29.007	24.888	30.368	132.2	22:07.503
27	B	1:26.499	29.882	25.460	31.157	128.8	2:25:02.008	7	A	1:52.865	29.144	35.396	48.325	98.7	24:00.368
28	B	1:26.073	29.613	25.469	30.991	129.4	2:26:28.081	8	A	5:48.310	4:43.517	29.424	35.369	32.0	29:48.678
29	B	1:26.197	29.559	25.556	31.082	129.2	2:27:54.278	9	A	1:24.233	29.112	24.912	30.209	132.2	31:12.911
30	B	1:26.435	29.635	25.684	31.116	128.9	2:29:20.713	10	A	2:14.121	48.659	37.739	47.723	83.0	33:27.032
31	B	1:29.067	29.382	25.587	34.098	125.1	2:30:49.780	11	A	7:57.667	6:50.533	31.575	35.559	23.3	41:24.699

8		Nicolas Prost		FRA			
Renault e.Dams		Renault Z.E. 17					
Lap	C	Time	Sector 1	Sector 2	Sector 3	Kph	Elapsed
1	A	1:32.028	33.212	26.180	32.636	121.0	1:32.028
2	A	1:30.708	29.735	25.505	35.468	122.8	3:02.736
3	A	5:21.326	4:24.782	25.681	30.863	34.7	8:24.062
4	A	1:24.291	28.796	25.033	30.462	132.1	9:48.353
5	A	1:39.378	34.984	31.073	33.321	112.1	11:27.731
6	A	1:51.973	38.117	39.698	34.158	99.5	13:19.704
7	A	1:23.719	28.639	24.918	30.162	133.0	14:43.423
8	A	1:59.519	31.525	25.443	1:02.551	93.2	16:42.942
9	B	6:25.766	5:24.092	27.655	34.019	28.9	23:08.708
10	B	1:28.196	30.912	26.086	31.198	126.3	24:36.904
11	B	1:23.373	28.595	24.835	29.943	133.6	26:00.277
12	B	1:36.439	32.453	27.008	36.978	115.5	27:36.716
13	B	6:56.165	5:58.297	26.103	31.765	26.8	34:32.881
14	B	1:23.672	28.609	24.969	30.094	133.1	35:56.553
15	B	1:35.081	32.317	26.995	35.769	117.1	37:31.634
16	B	5:38.017	4:38.958	26.264	32.795	33.0	43:09.651
17	B	1:23.807	28.598	25.038	30.171	132.9	44:33.458
18	B	1:42.060	39.219	27.851	34.990	109.1	46:15.518
19	A	39:55.946	...	28.919	35.120	4.6	1:26:11.464
20	A	1:32.444	31.385	28.980	32.079	120.5	1:27:43.908
21	A	1:22.173	27.994	24.557	29.622	135.5	1:29:06.081
22	A	1:40.207	34.309	27.395	38.503	111.2	1:30:46.288
23	A	7:05.081	6:05.455	26.736	32.890	26.2	1:37:51.369
24	A	1:23.713	28.536	25.058	30.119	133.1	1:39:15.082
25	A	1:36.492	32.573	27.911	36.008	115.4	1:40:51.574
26	A	9:47.006	8:41.636	31.850	33.520	19.0	1:50:38.580
27	A	1:24.125	28.919	24.982	30.224	132.4	1:52:02.705
28	A	1:32.230	31.952	25.149	35.129	120.8	1:53:34.935
29	B	24:47.343	...	31.090	37.627	7.5	2:18:22.278
30	B	1:33.837	33.879	26.395	33.563	118.7	2:19:56.115
31	B	1:22.209	28.062	24.661	29.486	135.5	2:21:18.324
32	B	1:43.820	36.737	27.521	39.562	107.3	2:23:02.144
33	B	9:42.704	8:44.342	26.721	31.641	19.1	2:32:44.848
34	B	1:23.749	28.626	25.053	30.070	133.0	2:34:08.597
35	B	1:35.266	32.766	26.798	35.702	116.9	2:35:43.863
36	B	17:14.834	...	25.607	32.472	10.8	2:52:58.697
37	B	1:23.745	28.659	25.059	30.027	133.0	2:54:22.442
38	B	1:45.238	45.426	28.119	31.693	105.8	2:56:07.680
39	B	1:24.313	28.671	25.236	30.406	132.1	2:57:31.993
40	B	1:44.930	41.028	26.584	37.318	106.2	2:59:16.923

9		Sebastien Buemi		CHE			
Renault e.Dams		Renault Z.E. 17					
Lap	C	Time	Sector 1	Sector 2	Sector 3	Kph	Elapsed
1	B	1:44.032	38.401	29.521	36.110	107.1	1:44.032
2	B	1:43.886	34.839	30.848	38.199	107.2	3:27.918
3	A	13:44.126	...	56.705	38.837	13.5	17:12.044

16		Oliver Turvey		GBR			
NIO Formula E Team		NextEV NIO Sport 003					
Lap	C	Time	Sector 1	Sector 2	Sector 3	Kph	Elapsed
1	A	1:53.248	45.707	29.241	38.300	98.4	1:53.248
2	A	18:35.458	...	30.306	35.276	10.0	20:28.706
3	A	1:26.329	29.744	25.610	30.975	129.0	21:55.035
4	A	1:24.298	28.712	25.140	30.446	132.1	23:19.333
5	A	1:42.540	33.198	36.011	33.331	108.6	25:01.873
6	A	1:23.633	28.469	25.030	30.134	133.2	26:25.506
7	A	1:34.152	28.757	27.296	38.099	118.3	27:59.658
8	A	1:24.152	28.624	25.118	30.410	132.4	29:23.810
9	A	1:33.729	32.297	27.193	34.239	118.8	30:57.539
10	B	14:18.706	...	30.715	36.005	13.0	45:16.245
11	B	1:38.424	32.636	31.289	34.499	113.2	46:54.669
12	B	1:47.680	35.310	31.758	40.612	103.4	48:42.349
13	B	28:41.208	...	29.690	38.917	6.5	1:17:23.557
14	A	12:25.560	...	30.542	35.519	14.9	1:29:49.117
15	A	1:33.502	31.406	28.247	33.849	119.1	1:31:22.619



FIA Formula E Championship

Valencia Testing

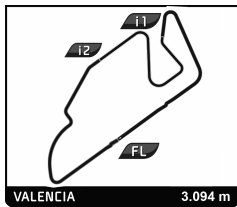
Test session 3

Analysis

Official Timekeeper TAG Heuer

■ Personal Best ■ Session Best ■ Crossing the finish line in pit lane

Lap	C	Time	Sector 1	Sector 2	Sector 3	Kph	Elapsed	Lap	Time	Sector 1	Sector 2	Sector 3	Kph	Elapsed
16	A	1:22.730	28.175	24.746	29.809	134.6	1:32:45.349	34	A	1:34.006B	30.853	26.613	36.540	118.5 2:59:12.473
17	A	1:29.823B	29.272	25.216	35.335	124.0	1:34:15.172	19 Felix Rosenqvist SWE						
18	B	18:34.548	...	30.893	35.510	10.0	1:52:49.720	Mahindra Racing Mahindra M4Electro						
19	B	1:30.051	31.149	26.955	31.947	123.7	1:54:19.771	1	B	2:10.933B	56.359		85.1	2:10.933
20	B	1:22.135	27.763	24.643	29.729	135.6	1:55:41.906	2	B	10:04.424	8:50.530	39.215	34.679	18.4 12:15.357
21	B	1:36.741B	32.462	28.325	35.954	115.1	1:57:18.647	3	B	1:31.910	31.065			121.2 13:47.267
22	A	29:04.094	...	26.528	32.217	6.4	2:26:22.741	4	B	1:24.561	29.025			131.7 15:11.828
23	A	1:27.151	29.725	25.878	31.548	127.8	2:27:49.892	5	B	2:07.201	29.317			87.6 17:19.029
24	A	1:27.191	29.832	25.733	31.626	127.7	2:29:17.083	6	B	1:24.771	28.716			131.4 18:43.800
25	A	1:27.365	29.695	25.777	31.893	127.5	2:30:44.448	7	B	1:58.938B	39.344			93.6 20:42.738
26	A	1:27.441	29.663	25.912	31.866	127.4	2:32:11.889	8	B	40:42.693	...			4.6 1:01:25.431
27	A	1:28.070	29.842	26.207	32.021	126.5	2:33:39.959	9	B	1:26.357	29.960			129.0 1:02:51.788
28	A	1:27.820	29.896	25.993	31.931	126.8	2:35:07.779	10	B	1:26.268	29.771	25.446	31.051	129.1 1:04:18.056
29	A	1:27.783	29.797	26.037	31.949	126.9	2:36:35.562	11	B	1:25.739	29.629			129.9 1:05:43.795
30	A	1:27.814	29.938	25.944	31.932	126.8	2:38:03.376	12	B	1:25.744	29.498	25.343	30.903	129.9 1:07:09.539
31	A	1:27.850	29.876	26.068	31.906	126.8	2:39:31.226	13	B	1:24.815	29.128			131.3 1:08:34.354
32	A	1:28.285	30.137	25.872	32.276	126.2	2:40:59.511	14	B	1:33.506B	29.484			119.1 1:10:07.860
33	A	1:29.443	30.454	26.091	32.898	124.5	2:42:28.954	15	B	43:35.532	...			4.3 1:53:43.392
34	A	1:30.447	30.536	26.442	33.469	123.1	2:43:59.401	16	B	1:46.425	29.925			104.7 1:55:29.817
35	A	1:31.713	30.657	26.633	34.423	121.4	2:45:31.114	17	B	1:23.561	28.664	24.867	30.030	133.3 1:56:53.378
36	A	1:32.505	32.360	26.492	33.653	120.4	2:47:03.619	18	B	1:53.566B	37.155			98.1 1:58:46.944
37	A	1:36.604B	32.060	27.350	37.194	115.3	2:48:40.223	19	B	42:09.480	...			4.4 2:40:56.424
18 Andre Lotterer DEU								20 Mitch Evans NZL						
TECHEETAH Renault Z.E. 17								Panasonic Jaguar Racing Jaguar I-Type II						
1	A	14:52.032	...	33.206	35.964	12.5	14:52.032	1	A	2:44.884	1:30.915	34.485	39.484	67.6 2:44.884
2	A	2:05.144B	31.823	40.409	52.912	89.0	16:57.176	2	A	1:28.797	31.164	26.157	31.476	125.4 4:13.681
3	B	8:35.868	7:27.214	31.025	37.629	21.6	25:33.044	3	A	1:46.125	37.986	32.960	35.179	105.0 5:59.806
4	B	1:47.109B	33.342	32.411	41.356	104.0	27:20.153	4	A	1:39.633	33.878	31.560	34.195	111.8 7:39.439
5	A	19:00.969	...	31.418	38.105	9.8	46:21.122	5	A	1:26.635	29.918	25.709	31.008	128.6 9:06.074
6	A	1:47.712	29.668	37.146	40.898	103.4	48:08.834	6	A	1:41.567	36.039	31.580	33.948	109.7 10:47.641
7	A	1:25.006	29.313	24.991	30.702	131.0	49:33.840	7	A	1:31.920	32.346	27.028	32.546	121.2 12:19.561
8	A	1:25.418	29.468	25.405	30.545	130.4	50:59.258	8	A	1:31.908	31.906	27.477	32.525	121.2 13:51.469
9	A	1:29.145B	29.651	25.564	33.930	124.9	52:28.403	9	A	1:35.806	31.557	26.795	37.454	116.3 15:27.275
10	A	17:15.028	...	36.458	36.661	10.8	1:09:43.431	10	A	2:03.427	51.001	38.276	34.150	90.2 17:30.702
11	A	1:25.375	29.809	25.021	30.545	130.5	1:11:08.806	11	A	1:27.003	30.210	25.748	31.045	128.0 18:57.705
12	A	1:53.594	34.280	37.685	41.629	98.1	1:13:02.400	12	A	1:37.811B	32.663	28.736	36.412	113.9 20:35.516
13	A	1:24.552	29.197	25.175	30.180	131.7	1:14:26.952	13	B	5:04.285	3:56.929	31.581	35.775	36.6 25:39.801
14	A	1:51.032B	34.240	32.238	44.554	100.3	1:16:17.984	14	B	1:23.876	28.832	25.112	29.932	132.8 27:03.677
15	B	28:06.502	...	34.418	35.151	6.6	1:44:24.486	15	B	1:45.687	36.893	32.098	36.696	105.4 28:49.364
16	B	1:24.335	28.968	24.996	30.371	132.1	1:45:48.821	16	B	1:23.815	28.514	25.135	30.166	132.9 30:13.179
17	B	1:24.550	29.049	25.175	30.326	131.7	1:47:13.371	17	B	1:39.064B	33.395	29.206	36.463	112.4 31:52.243
18	B	1:43.197B	31.900	29.929	41.368	107.9	1:48:56.568	18	A	12:38.612	...	32.271	37.018	2.6 1:44:30.855
19	B	26:01.403	...	33.329	39.947	7.1	2:14:57.971							
20	B	1:24.302	29.018	25.091	30.193	132.1	2:16:22.273							
21	B	2:25.184	44.212	49.832	51.140	76.7	2:18:47.457							
22	B	1:24.100	28.843	25.033	30.224	132.4	2:20:11.557							
23	B	2:02.446B	37.449	35.658	49.339	91.0	2:22:14.003							
24	A	10:40.575	9:20.632	35.550	44.393	17.4	2:32:54.578							
25	A	1:25.140	29.505	25.138	30.497	130.8	2:34:19.718							
26	A	2:20.533	42.647	46.556	51.330	79.3	2:36:40.251							
27	A	1:25.375	29.113	25.075	31.187	130.5	2:38:05.626							
28	A	1:47.429B	34.358	30.633	42.438	103.7	2:39:53.055							
29	A	11:28.131	...	37.361	45.749	16.2	2:51:21.186							
30	A	1:24.935	29.437	24.975	30.523	131.1	2:52:46.121							
31	A	1:58.731	36.076	39.306	43.349	93.8	2:54:44.852							
32	A	1:26.165	29.366	25.303	31.496	129.3	2:56:11.017							
33	A	1:27.450	29.388	25.648	32.414	127.4	2:57:38.467							



FIA Formula E Championship

Valencia Testing

Test session 3

Analysis

Official Timekeeper TAG Heuer

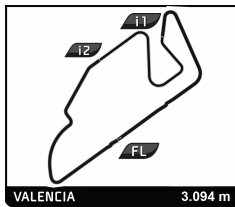
■ Personal Best ■ Session Best ■ B Crossing the finish line in pit lane

Lap	C	Time	Sector 1	Sector 2	Sector 3	Kph	Elapsed	Lap	Time	Sector 1	Sector 2	Sector 3	Kph	Elapsed
19	A	1:40.294	28.727	28.117	43.450	111.1	1:46:11.149	14	B	1:24.131	28.904	24.852	30.375	132.4 48:41.191
20	A	1:23.943	28.589	25.078	30.276	132.7	1:47:35.092	15	B	1:26.127 B	28.993	24.892	32.242	129.3 50:07.318
21	A	1:57.197	41.869	34.252	41.076	95.0	1:49:32.289	16	A	21:40.847	...	31.037	35.106	8.6 1:11:48.165
22	A	1:28.612	30.373	26.199	32.040	125.7	1:51:00.901	17	A	1:33.996	31.415	29.908	32.673	118.5 1:13:22.161
23	A	1:28.291	30.424	25.968	31.899	126.2	1:52:29.192	18	A	1:22.793	28.061	24.757	29.975	134.5 1:14:44.954
24	A	1:28.432	30.246	26.081	32.105	126.0	1:53:57.624	19	A	2:00.370	35.412	92.5 1:16:45.324
25	A	1:48.498	36.487	31.962	40.049	102.7	1:55:46.122	20	A	1:24.225	28.978	24.969	30.278	132.2 1:18:09.549
26	A	1:55.697 B	43.436	33.466	38.795	96.3	1:57:41.819	21	A	1:24.089	28.576	25.110	30.403	132.5 1:19:33.638
27	B	16:03.446	...	32.976	38.568	11.6	2:13:45.265	22	A	1:48.093	35.467	36.831	35.795	103.0 1:21:21.731
28	B	1:23.926	28.830	24.942	30.154	132.7	2:15:09.191	23	A	1:27.585 B	28.836	25.249	33.500	127.2 1:22:49.316
29	B	1:24.380	28.828	25.207	30.345	132.0	2:16:33.571	24	B	55:22.120	...	35.598	34.534	3.4 2:18:11.436
30	B	1:45.132 B	35.091	31.010	39.031	105.9	2:18:18.703	25	B	1:36.246	32.587	29.236	34.423	115.7 2:19:47.682
31	B	34:23.146	...	36.405	35.175	5.4	2:52:41.849	26	B	1:22.525	28.203	24.559	29.763	135.0 2:21:10.207
32	B	1:22.455	28.133	24.674	29.648	135.1	2:54:04.304	27	B	1:40.212	33.534	28.471	38.207	111.1 2:22:50.419
33	B	1:47.755 B	36.846	29.792	41.117	103.4	2:55:52.059	28	B	1:26.531	29.121	24.889	32.521	128.7 2:24:16.950

23 Nick Heidfeld		DEU					
Mahindra Racing		Mahindra M4Electro					
1	B	2:15.441	1:06.013	82.2	2:15.441		
2	B	1:52.023 B	32.609	99.4	4:07.464		
3	B	9:08.488	8:00.378	20.3	13:15.952		
4	B	1:24.636	29.295	131.6	14:40.588		
5	B	1:53.705	29.053	98.0	16:34.293		
6	B	2:00.013 B	38.375	35.433	46.205	92.8	18:34.306
7	B	26:16.880	...	7.1	44:51.186		
8	B	1:26.002	28.953	129.5	46:17.188		
9	B	1:44.681	40.248	106.4	48:01.869		
10	B	1:25.987	29.670	129.5	49:27.856		
11	B	1:26.769	29.721	128.4	50:54.625		
12	B	1:27.431	29.665	127.4	52:22.056		
13	B	1:27.547	30.064	127.2	53:49.603		
14	B	2:02.297 B	36.686	91.1	55:51.900		
15	B	53:36.210	...	3.5	1:49:28.110		
16	B	1:23.815	28.718	132.9	1:50:51.925		
17	B	2:00.474 B	40.474	92.5	1:52:52.399		
18	B	35:56.402	...	5.2	2:28:48.801		
19	B	1:23.978	28.438	132.6	2:30:12.779		
20	B	1:48.770 B	35.365	102.4	2:32:01.549		
21	B	26:25.404	...	7.0	2:58:26.953		
22	B	1:23.065	28.242	134.1	2:59:50.018		
23	B	2:05.689 B	38.756	36.602	50.331	88.6	3:01:55.707

25 Jean Eric Vergne		FRA					
TECHEETAH		Renault Z.E. 17					
1	A	2:09.771	58.688	32.496	38.587	85.8	2:09.771
2	A	1:31.668	32.986	26.552	32.130	121.5	3:41.439
3	A	1:29.989	31.796	25.940	32.253	123.8	5:11.428
4	A	1:24.887	29.398	25.135	30.354	131.2	6:36.315
5	A	1:22.450	28.968	24.971	28.511	135.1	7:58.765
6	A	1:41.362 B	40.912	26.670	33.780	109.9	9:40.127
7	A	5:41.152	4:43.555	26.346	31.251	32.6	15:21.279
8	A	3:01.626 B	34.364	1:07.103	1:20.159	61.3	18:22.905
9	B	20:07.351	...	30.583	34.010	9.2	38:30.256
10	B	1:26.611	28.959	24.820	32.832	128.6	39:56.867
11	B	2:09.295 B	1:05.720	29.319	34.256	86.1	42:06.162
12	B	3:36.378	33.406	51.5	45:42.540
13	B	1:34.520	35.680	26.613	32.227	117.8	47:17.060

27 Tom Blomqvist		GBR					
Andretti Formula E		Andretti ATEC-04					
1	B	2:59.816	1:42.601	35.404	41.811	61.9	2:59.816
2	B	1:50.806	36.405	35.766	38.635	100.5	4:50.622
3	B	1:28.644	31.050	25.964	31.630	125.7	6:19.266
4	B	1:39.175 B	30.709	28.039	40.427	112.3	7:58.441
5	A	22:29.315	...	32.519	41.414	8.3	30:27.756
6	A	1:47.107	37.153	32.179	37.775	104.0	32:14.863
7	A	1:25.727	29.526	25.435	30.766	129.9	33:40.590
8	A	1:32.384 B	29.474	26.009	36.901	120.6	35:12.974
9	A	12:53.090	...	35.382	42.382	14.4	48:06.064
10	A	1:45.454	39.061	30.864	35.529	105.6	49:51.518
11	A	1:25.566	29.155	25.388	31.023	130.2	51:17.084
12	A	1:32.930 B	29.569	25.630	37.731	119.9	52:50.014
13	B	26:06.847	...	35.058	42.058	7.1	1:18:56.861
14	B	1:52.570	38.241	35.305	39.024	98.9	1:20:49.431
15	B	1:25.386	29.107	25.400	30.879	130.4	1:22:14.817
16	B	2:00.565	33.824	45.569	41.172	92.4	1:24:15.382
17	B	1:25.161	29.126	25.430	30.605	130.8	1:25:40.543
18	B	1:35.177 B	31.301	26.507	37.369	117.0	1:27:15.720
19	B	9:28.792	8:13.964	34.079	40.749	19.6	1:36:44.512
20	B	1:43.817	35.395	31.152	37.270	107.3	1:38:28.329
21	B	1:25.579	29.595	25.471	30.513	130.2	1:39:53.908
22	B	1:32.747 B	31.542	26.528	34.677	120.1	1:41:26.655
23	A	21:48.597 B	...	34.935	47.980	8.5	2:03:15.252
24	A	16:26.236	...	34.430	42.175	11.3	2:19:41.488
25	A	1:56.915	38.295	38.025	40.595	95.3	2:21:38.403
26	A	1:24.103	28.391	25.287	30.425	132.4	2:23:02.506
27	A	1:36.562 B	32.900	28.020	35.642	115.3	2:24:39.068
28	A	13:10.165	...	35.541	41.202	14.1	2:37:49.233
29	A	1:53.760	37.258	36.868	39.634	97.9	2:39:42.993
30	A	1:25.432	29.291	25.595	30.546	130.4	2:41:08.425
31	A	1:30.702 B	29.826	25.590	35.286	122.8	2:42:39.127



FIA Formula E Championship

Valencia Testing

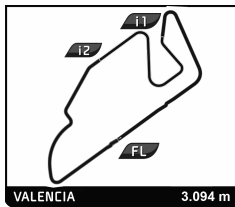
Test session 3

Analysis

Official Timekeeper TAG Heuer

■ Personal Best ■ Session Best ■ Crossing the finish line in pit lane

Lap	C	Time	Sector 1	Sector 2	Sector 3	Kph	Elapsed	Lap	Time	Sector 1	Sector 2	Sector 3	Kph	Elapsed	
32	B	13:48.125	...	36.265	44.782	13.5	2:56:27.252	5	B	1:24.722	29.033	25.176	30.513	131.5	7:41.272
33	B	1:48.346	36.989	31.952	39.405	102.8	2:58:15.598	6	B	1:39.923	31.991	27.456	40.476	111.5	9:21.195
34	B	1:24.680	28.947	25.312	30.421	131.5	2:59:40.278	7	B	18:50.378	...	27.619	34.822	9.9	28:11.573
35	B	1:33.332	32.056	27.429	33.847	119.3	3:01:13.610	8	B	1:31.125	31.417	27.948	31.760	122.2	29:42.698
28	Alexander Sims GBR Andretti Formula E Andretti ATEC-03							9	B	1:24.107	29.003	24.888	30.216	132.4	31:06.805
1	B	2:06.860	50.015	33.598	43.247	87.8	2:06.860	10	B	1:31.177	32.000	27.194	31.983	122.2	32:37.982
2	B	1:47.764	35.080	29.665	43.019	103.4	3:54.624	11	B	1:23.977	28.738	25.066	30.173	132.6	34:01.959
3	B	1:25.783	29.455	25.522	30.806	129.8	5:20.407	12	B	1:32.840	31.545	25.794	35.501	120.0	35:34.799
4	B	1:44.162	37.217	32.037	34.908	106.9	7:04.569	13	A	30:58.362	...	29.406	34.066	6.0	1:06:33.161
5	B	1:25.599	29.243	25.459	30.897	130.1	8:30.168	14	A	1:34.750	33.207	28.424	33.119	117.6	1:08:07.911
6	B	1:31.883	30.281	26.231	35.371	121.2	10:02.051	15	A	1:40.594	34.790	29.881	35.923	110.7	1:09:48.505
7	A	10:50.582	9:38.139	33.950	38.493	17.1	20:52.633	16	A	1:23.601	28.760	24.932	29.909	133.2	1:11:12.106
8	A	1:43.633	36.043	29.916	37.674	107.5	22:36.266	17	A	1:32.083	33.552	26.363	32.168	121.0	1:12:44.189
9	A	1:25.521	29.583	25.369	30.569	130.2	24:01.787	18	A	1:29.728	28.899	25.384	35.445	124.1	1:14:13.917
10	A	1:48.511	36.511	33.350	38.650	102.6	25:50.298	19	A	7:57.448	6:56.787	28.268	32.393	23.3	1:22:11.365
11	A	1:25.089	29.074	25.345	30.670	130.9	27:15.387	20	A	1:37.668	34.621	29.181	33.866	114.0	1:23:49.033
12	A	1:34.973	32.451	28.236	34.286	117.3	28:50.360	21	A	1:26.309	29.043	25.293	31.973	129.1	1:25:15.342
13	A	10:31.946	9:20.624	31.989	39.333	17.6	39:22.306	22	A	1:42.450	36.654	30.867	34.929	108.7	1:26:57.792
14	A	1:41.338	35.265	30.891	35.182	109.9	41:03.644	23	A	1:28.845	29.076	25.361	34.408	125.4	1:28:26.637
15	A	1:25.612	29.498	25.423	30.691	130.1	42:29.256	24	B	44:21.224	...	30.588	34.421	4.2	2:12:47.861
16	A	1:29.268	29.516	25.460	34.292	124.8	43:58.524	25	B	1:32.783	32.507	27.006	33.270	120.0	2:14:20.644
17	B	26:17.496	...	34.264	40.233	7.1	1:10:16.020	26	B	1:33.671	32.941	27.441	33.289	118.9	2:15:54.315
18	B	1:44.270	34.367	28.565	41.338	106.8	1:12:00.290	27	B	1:22.990	28.215	24.941	29.834	134.2	2:17:17.305
19	B	1:24.972	29.129	25.275	30.568	131.1	1:13:25.262	28	B	1:35.851	34.565	28.868	32.418	116.2	2:18:53.156
20	B	1:31.658	29.624	26.330	35.704	121.5	1:14:56.920	29	B	1:31.556	28.144	24.966	38.446	121.7	2:20:24.712
21	B	9:05.899	7:26.527	1:00.973	38.399	20.4	1:24:02.819	66	Daniel Abt DEU Audi Sport ABT Schaeffler Audi e-tron FE04						
22	B	1:44.896	34.382	31.219	39.295	106.2	1:25:47.715	1	B	2:19.129	1:10.666	32.399	36.064	80.1	2:19.129
23	B	1:25.252	29.215	25.445	30.592	130.7	1:27:12.967	2	B	1:43.422	30.502	29.462	43.458	107.7	4:02.551
24	B	1:40.384	29.866	33.254	37.264	111.0	1:28:53.351	3	B	1:24.937	29.008	25.244	30.685	131.1	5:27.488
25	B	1:24.909	28.979	25.332	30.598	131.2	1:30:18.260	4	B	1:41.871	36.220	31.781	33.870	109.3	7:09.359
26	B	1:40.914	30.075	28.110	42.729	110.4	1:31:59.174	5	B	1:24.270	28.791	25.150	30.329	132.2	8:33.629
27	A	27:05.465	...	33.442	41.254	6.9	1:59:04.639	6	B	1:29.931	29.400	25.609	34.922	123.9	10:03.560
28	A	1:39.258	34.329	30.647	34.282	112.2	2:00:43.897	7	A	6:33.290	5:01.316	28.920	1:03.054	28.3	16:36.850
29	A	1:23.789	28.359	25.027	30.403	132.9	2:02:07.686	8	A	1:40.244	38.146	29.207	32.891	111.1	18:17.094
30	A	1:30.055	30.104	25.929	34.022	123.7	2:03:37.741	9	A	1:24.241	28.816	25.134	30.291	132.2	19:41.335
31	A	21:51.481	...	32.845	42.442	8.5	2:25:29.222	10	A	1:27.912	29.938	25.354	32.620	126.7	21:09.247
32	A	1:40.164	34.568	29.827	35.769	111.2	2:27:09.386	11	B	26:17.374	...	29.832	35.215	7.1	47:26.621
33	A	1:25.086	29.042	25.482	30.562	130.9	2:28:34.472	12	B	1:32.751	31.941	28.645	32.165	120.1	48:59.372
34	A	1:52.692	36.818	36.264	39.610	98.8	2:30:27.164	13	B	1:22.256	27.967	24.557	29.732	135.4	50:21.628
35	A	1:25.170	29.010	25.506	30.654	130.8	2:31:52.334	14	B	1:34.208	31.865	26.366	35.977	118.2	51:55.836
36	A	1:35.894	32.324	28.910	34.660	116.2	2:33:28.228	15	A	20:13.294	...	32.215	37.551	9.2	1:12:09.130
37	B	15:32.807	...	35.479	41.825	11.9	2:49:01.035	16	A	1:36.395	33.097	30.251	33.047	115.5	1:13:45.525
38	B	1:50.809	38.817	32.270	39.722	100.5	2:50:51.844	17	A	1:22.555	28.051	24.806	29.698	134.9	1:15:08.080
39	B	1:23.321	28.479	24.872	29.970	133.7	2:52:15.165	18	A	1:30.898	32.303	25.844	32.751	122.5	1:16:38.978
40	B	1:30.694	30.200	26.498	33.996	122.8	2:53:45.859	19	A	7:32.991	6:24.417	31.140	37.434	24.6	1:24:11.969
41	B	3:49.975	2:48.125	29.128	32.722	48.4	2:57:35.834	20	A	1:24.544	28.710	25.358	30.476	131.7	1:25:36.513
42	B	1:30.573	32.041	26.072	32.460	123.0	2:59:06.407	21	A	1:30.055	29.954	25.893	34.208	123.7	1:27:06.568
43	B	1:30.187	30.483	26.177	33.527	123.5	3:00:36.594	22	A	10:18.922	9:03.725	32.032	43.165	18.0	1:37:25.490
36	Alex Lynn GBR DS Virgin Racing DS Virgin DSV-03							23	A	1:24.507	28.740	25.177	30.590	131.8	1:38:49.997
1	B	1:40.266	37.020	28.082	35.164	111.1	1:40.266	24	A	1:35.003	33.751	28.650	32.602	117.2	1:40:25.000
2	B	1:35.157	32.468	29.886	32.803	117.1	3:15.423	25	A	32:48.351	...	31.757	36.325	5.7	2:13:13.351
3	B	1:25.884	29.520	25.750	30.614	129.7	4:41.307	26	A	1:24.687	28.850	25.304	30.533	131.5	2:14:38.038
4	B	1:35.243	33.909	29.373	31.961	116.9	6:16.550	27	A	1:28.854	29.382	25.342	34.130	125.4	2:16:06.892
								28	B	11:13.918	...	26.389	32.476	16.5	2:27:20.810
								29	B	1:29.763	31.338	26.277	32.148	124.1	2:28:50.573
								30	B	1:29.382	31.272	26.174	31.936	124.6	2:30:19.955



FIA Formula E Championship

Valencia Testing

Test session 3

Analysis

Official Timekeeper TAG Heuer

■ Personal Best ■ Session Best ■ B Crossing the finish line in pit lane

Lap	C	Time	Sector 1	Sector 2	Sector 3	Kph	Elapsed	Lap	Time	Sector 1	Sector 2	Sector 3	Kph	Elapsed
31	B	1:29.331	30.984	26.468	31.879	124.7	2:31:49.286							
32	B	1:28.570	30.788	25.964	31.818	125.8	2:33:17.856							
33	B	1:28.263	30.580	25.982	31.701	126.2	2:34:46.119							
34	B	1:28.227	30.440	25.953	31.834	126.2	2:36:14.346							
35	B	1:27.543	30.004	25.988	31.551	127.2	2:37:41.889							
36	B	1:27.157	29.956	25.856	31.345	127.8	2:39:09.046							
37	B	1:27.003	29.807	25.873	31.323	128.0	2:40:36.049							
38	B	1:26.288	29.441	25.653	31.194	129.1	2:42:02.337							
39	B	1:26.299	29.520	25.700	31.079	129.1	2:43:28.636							
40	B	1:26.320	29.502	25.768	31.050	129.0	2:44:54.956							
41	B	1:30.577	33.468	25.596	31.513	123.0	2:46:25.533							
42	B	1:26.922	29.534	25.714	31.674	128.1	2:47:52.455							
43	B	1:40.153	34.181	28.794	37.178	111.2	2:49:32.608							
44	A	2:40.771	1:39.743	26.512	34.516	69.3	2:52:13.379							

68	Luca Filippi	ITA
	NIO Formula E Team	NextEV NIO Sport 003

1	B	2:06.450	51.603	32.602	42.245	88.1	2:06.450							
2	A	9:58.474	8:54.478	28.402	35.594	18.6	12:04.924							
3	A	1:26.336	29.973	25.302	31.061	129.0	13:31.260							
4	A	1:25.367	29.309	25.253	30.805	130.5	14:56.627							
5	A	2:04.795	32.375	43.350	49.070	89.3	17:01.422							
6	A	12:54.553	...	29.688	34.213	14.4	29:55.975							
7	A	1:25.089	29.409	25.133	30.547	130.9	31:21.064							
8	A	1:25.379	29.190	25.387	30.802	130.5	32:46.443							
9	A	1:27.535	29.417	25.371	32.747	127.2	34:13.978							
10	B	21:42.819	...	29.751	34.885	8.5	55:56.797							
11	B	1:24.370	28.846	25.199	30.325	132.0	57:21.167							
12	B	1:27.373	29.205	25.205	32.963	127.5	58:48.540							
13	B	1:24.122	28.726	25.252	30.144	132.4	1:00:12.662							
14	B	1:37.534	32.972	28.049	36.513	114.2	1:01:50.196							
15	B	18:31.465	...	31.665	36.711	10.0	1:20:21.661							
16	B	1:24.542	28.844	25.289	30.409	131.7	1:21:46.203							
17	B	1:30.310	30.464	26.987	32.859	123.3	1:23:16.513							
18	B	1:24.169	28.800	25.166	30.203	132.3	1:24:40.682							
19	B	1:38.862	31.470	28.368	39.024	112.7	1:26:19.544							
20	A	11:37.353	...	30.264	35.308	16.0	1:37:56.897							
21	A	1:30.282	31.876	27.584	30.822	123.4	1:39:27.179							
22	A	1:22.649	27.916	25.187	29.546	134.8	1:40:49.828							
23	A	1:35.928	32.288	28.009	35.631	116.1	1:42:25.756							
24	A	33:13.553	...	29.720	35.978	5.6	2:15:39.309							
25	A	1:25.411	29.207	25.531	30.673	130.4	2:17:04.720							
26	A	1:24.698	28.890	25.249	30.559	131.5	2:18:29.418							
27	A	1:36.003	31.104	28.119	36.780	116.0	2:20:05.421							
28	B	10:10.596	8:54.019	33.700	42.877	18.2	2:30:16.017							
29	B	1:42.275	36.250	33.933	32.092	108.9	2:31:58.292							
30	B	1:23.197	28.120	25.164	29.913	133.9	2:33:21.489							
31	B	1:41.376	33.396	29.556	38.424	109.9	2:35:02.865							
32	B	14:09.444	...	30.183	34.633	13.1	2:49:12.309							
33	B	1:27.791	30.185	25.900	31.706	126.9	2:50:40.100							
34	B	1:27.767	29.989	25.995	31.783	126.9	2:52:07.867							
35	B	1:26.559	29.625	25.666	31.268	128.7	2:53:34.426							
36	B	1:26.986	29.644	25.761	31.581	128.0	2:55:01.412							
37	B	1:27.663	29.759	26.052	31.852	127.1	2:56:29.075							
38	B	1:31.811	29.530	26.262	36.019	121.3	2:58:00.886							