

FIA Formula E Championship

Valencia Testing

Test session 4

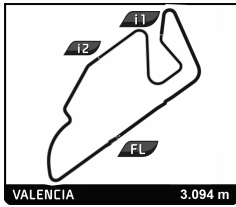
Analysis

Official Timekeeper TAGHeuer

■ Personal Best ■ Session Best ■ B Crossing the finish line in pit lane

Lap	C	Time	Sector 1	Sector 2	Sector 3	Kph	Elapsed	Lap	Time	Sector 1	Sector 2	Sector 3	Kph	Elapsed		
1		Lucas Di Grassi BRA														
		Audi Sport ABT Schaeffler Audi e-tron FE04														
1	B	49:53.344	...	25.835	31.618	3.7	49:53.344	23	B	1:27.620	29.732	25.873	32.015	127.1	2:32:17.044	
2	B	1:26.654	30.039	25.439	31.176	128.5	51:19.998	24	B	1:27.757	29.844	25.977	31.936	126.9	2:33:44.801	
3	B	1:26.915	29.963	25.740	31.212	128.2	52:46.913	25	B	1:27.188	29.013	26.050	32.125	127.8	2:35:11.989	
4	B	1:26.843	29.790	25.729	31.324	128.3	54:13.756	26	B	1:27.557	29.758	25.945	31.854	127.2	2:36:39.546	
5	B	1:26.343	29.649	25.540	31.154	129.0	55:40.099	27	B	1:27.653	29.801	25.974	31.878	127.1	2:38:07.199	
6	B	1:26.637	29.810	25.672	31.155	128.6	57:06.736	28	B	1:26.964	29.523	25.697	31.744	128.1	2:39:34.163	
7	B	1:34.316B	29.562	28.381	36.373	118.1	58:41.052	29	B	1:26.954	29.513	25.724	31.717	128.1	2:41:01.117	
8	B	14:40.898	...	25.706	31.210	12.6	1:13:21.950	30	B	1:28.952B	29.784	25.655	33.513	125.2	2:42:30.069	
9	B	1:26.340	29.512	25.607	31.221	129.0	1:14:48.290	31	A	7:02.030	5:49.013	32.799	40.218	26.4	2:49:32.099	
10	B	1:26.542	29.698	25.699	31.145	128.7	1:16:14.832	32	A	1:39.833	34.474	30.212	35.147	111.6	2:51:11.932	
11	B	1:26.391	29.514	25.642	31.235	128.9	1:17:41.223	33	A	1:37.441	27.972	26.928	42.541	114.3	2:52:49.373	
12	B	1:26.047	29.450	25.527	31.070	129.4	1:19:07.270	34	A	1:23.736	28.541	24.959	30.236	133.0	2:54:13.109	
13	B	1:26.258	29.600	25.598	31.060	129.1	1:20:33.528	35	A	1:49.492B	33.438	35.617	40.437	101.7	2:56:02.601	
14	B	1:26.214	29.497	25.489	31.228	129.2	1:21:59.742									
15	B	1:27.406	29.985	25.960	31.461	127.4	1:23:27.148									
16	B	1:43.977B	33.775	32.481	37.721	107.1	1:25:11.125									
17	A	34:20.744	...	26.273	32.209	5.4	1:59:31.869	3		Nelson Piquet Jr. BRA						
18	A	1:26.685	29.756	25.535	31.394	128.5	2:00:58.554			Panasonic Jaguar Racing Jaguar I-Type II						
19	A	1:26.323	29.499	25.554	31.270	129.0	2:02:24.877	1	B	1:57.534	57.229	27.232	33.073	94.8	1:57.534	
20	A	1:26.325	29.292	25.590	31.443	129.0	2:03:51.202	2	B	1:28.131	29.971	26.624	31.536	126.4	3:25.665	
21	A	1:30.790B	29.353	25.822	35.615	122.7	2:05:21.992	3	B	1:27.952	29.700	26.042	32.210	126.6	4:53.617	
22	A	32:42.683	...	34.095	37.912	5.7	2:38:04.675	4	B	1:28.482	30.200	26.101	32.181	125.9	6:22.099	
23	A	1:49.204	38.285	31.846	39.073	102.0	2:39:53.879	5	B	1:27.985	29.896	26.078	32.011	126.6	7:50.084	
24	A	1:22.215	28.080	24.540	29.595	135.5	2:41:16.094	6	B	1:27.959	30.075	25.841	32.043	126.6	9:18.043	
25	A	1:32.601B	30.307	26.326	35.968	120.3	2:42:48.695	7	B	1:27.918	30.040	25.960	31.918	126.7	10:45.961	
26	A	7:07.903B	6:02.156	28.981	36.766	26.0	2:49:56.598	8	B	1:28.435	30.299	25.966	32.170	126.0	12:14.396	
27	A	7:58.160	7:01.108	25.641	31.411	23.3	2:57:54.758	9	B	1:27.518	29.872	25.907	31.739	127.3	13:41.914	
28	A	1:26.648	29.657	25.576	31.415	128.5	2:59:21.406	10	B	1:29.018	29.741	25.950	33.327	125.1	15:10.932	
29	A	1:26.172	29.639	25.484	31.049	129.3	3:00:47.578	11	B	1:29.520	30.402	26.571	32.547	124.4	16:40.452	
2		Sam Bird GBR														
		DS Virgin Racing DS Virgin DSV-03														
1	A	10:47.193	9:49.185	25.832	32.176	17.2	10:47.193	12	B	1:29.279	30.065	26.424	32.790	124.8	18:09.731	
2	A	1:28.061	30.286	25.890	31.885	126.5	12:15.254	13	B	1:30.012	30.480	26.733	32.799	123.7	19:39.743	
3	A	1:27.471	29.868	25.919	31.684	127.3	13:42.725	14	B	1:31.046	30.511	27.059	33.476	122.3	21:10.789	
4	A	1:27.731	29.741	25.842	32.148	127.0	15:10.456	15	B	1:31.277	30.583	27.292	33.402	122.0	22:42.066	
5	A	1:27.264	29.559	25.964	31.741	127.6	16:37.720	16	B	1:34.001B	30.907	27.848	35.246	118.5	24:16.067	
6	A	1:27.770	29.775	26.047	31.948	126.9	18:05.490	17	A	2:25.507	1:27.492	26.062	31.953	76.5	26:41.574	
7	A	1:27.594	29.667	25.890	32.037	127.2	19:33.084	18	A	1:27.897	29.758	25.987	32.152	126.7	28:09.471	
8	A	1:27.634	29.871	26.037	31.726	127.1	21:00.718	19	A	1:28.113	29.778	26.139	32.196	126.4	29:37.584	
9	A	1:28.126	29.720	26.331	32.075	126.4	22:28.844	20	A	1:28.135	29.976	26.033	32.126	126.4	31:05.719	
10	A	1:28.014	29.979	26.192	31.843	126.6	23:56.858	21	A	1:28.508	30.059	26.132	32.317	125.8	32:34.227	
11	A	1:27.702	29.561	26.096	32.045	127.0	25:24.560	22	A	1:27.783	29.648	26.092	32.043	126.9	34:02.010	
12	A	1:26.520	29.358	25.744	31.418	128.7	26:51.080	23	A	1:28.478	30.161	25.976	32.341	125.9	35:30.488	
13	A	1:27.120	29.670	25.793	31.657	127.9	28:18.200	24	A	1:28.723	30.210	26.206	32.307	125.5	36:59.211	
14	A	1:28.363	29.930	26.031	32.402	126.1	29:46.563	25	A	1:28.179	30.122	26.252	31.805	126.3	38:27.390	
15	A	1:31.774B	30.630	26.145	34.999	121.4	31:18.337	26	A	1:28.515	30.265	26.077	32.173	125.8	39:55.905	
16	B	50:40.629	...	26.001	32.539	1.7	2:21:58.966	27	A	1:28.055	30.065	26.213	31.777	126.5	41:23.960	
17	B	1:28.242	29.851	25.908	32.483	126.2	2:23:27.208	28	A	1:28.169	29.979	26.089	32.101	126.3	42:52.129	
18	B	1:27.963	29.956	25.962	32.045	126.6	2:24:55.171	29	A	1:28.195	29.922	26.161	32.112	126.3	44:20.324	
19	B	1:28.011	29.875	26.061	32.075	126.6	2:26:23.182	30	A	1:28.009	29.909	26.076	32.024	126.6	45:48.333	
20	B	1:29.590	29.818	26.004	33.768	124.3	2:27:52.772	31	A	1:30.104	30.470	26.673	32.961	123.6	47:18.437	
21	B	1:27.939	29.809	25.912	32.218	126.7	2:29:20.711	32	A	1:30.239	30.247	26.754	33.238	123.4	48:48.676	
22	B	1:28.713	29.888	26.361	32.464	125.6	2:30:49.424	33	A	1:55.757B	37.693	34.253	43.811	96.2	50:44.433	
								34	B	31:37.809	...	30.892	33.968	2.0	2:22:22.242	
								35	B	1:31.480B	29.110	25.215	37.155	121.8	2:23:53.722	
								36	A	11:01.096	9:51.535	33.664	35.897	16.8	2:34:54.818	
								37	A	1:22.476	28.071	24.702	29.703	135.1	2:36:17.294	
								38	A	1:31.550B	30.291	25.984	35.275	121.7	2:37:48.844	
								39	B	14:35.721	...	34.520	40.410	12.7	2:52:24.565	
								40	B	1:22.614	28.160	24.674	29.780	134.8	2:53:47.179	
								41	B	1:49.846B	35.276	33.091	41.479	101.4	2:55:37.025	





FIA Formula E Championship
Valencia Testing
Test session 4
Analysis

Official Timekeeper TAGHeuer

Personal Best Session Best B Crossing the finish line in pit lane

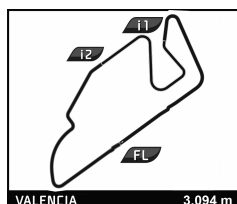
Lap	C	Time	Sector 1	Sector 2	Sector 3	Kph	Elapsed	
4		Edoardo Mortara						CHE
		Venturi Formula E Team						Venturi VM200-FE-03
1	A	20:10.573	...	33.553	37.782	1.3	2:20:10.573	
2	A	1:38.869	35.068	30.150	33.651	112.7	2:21:49.442	
3	A	1:24.676	28.809	25.106	30.761	131.5	2:23:14.118	
4	A	1:42.887	B	33.794	31.632	37.461	108.3 2:24:57.005	
5	A	26:24.942	...	34.937	36.116	7.0	2:51:21.947	
6	A	1:42.244	33.805	31.331	37.108	108.9	2:53:04.191	
7	A	1:24.176	29.063	24.900	30.213	132.3	2:54:28.367	
8	A	1:41.765	36.598	29.153	36.014	109.5	2:56:10.132	
9	A	1:30.780	30.769	26.375	33.636	122.7	2:57:40.912	
10	A	1:29.998	30.511	26.188	33.299	123.8	2:59:10.910	
11	A	1:32.773	33.095	26.445	33.233	120.1	3:00:43.683	

5		James Rossiter						GBR
		Venturi Formula E Team						Venturi VM200-FE-03
1	A	43:15.904	...	33.388	35.147	4.3	43:15.904	
2	A	1:29.141	30.852	25.720	32.569	125.0	44:45.045	
3	A	1:37.427	35.136	28.336	33.955	114.3	46:22.472	
4	A	1:26.027	29.555	25.491	30.981	129.5	47:48.499	
5	A	1:38.603	34.026	29.214	35.363	113.0	49:27.102	
6	A	1:26.071	29.905	25.386	30.780	129.4	50:53.173	
7	A	1:43.949	38.817	31.621	33.511	107.2	52:37.122	
8	A	1:26.480	29.494	25.986	31.000	128.8	54:03.602	
9	A	1:25.869	29.517	25.599	30.753	129.7	55:29.471	
10	A	1:31.498	B	29.861	26.696	34.941	121.7 57:00.969	
11	B	44:21.569	...	31.004	38.011	4.2	1:41:22.538	
12	B	1:43.498	32.701	33.165	37.632	107.6	1:43:06.036	

6		Neel Jani						CHE
		Dragon Racing						Penske EV-2
1	A	5:37.529	4:26.212	36.759	34.558	33.0	5:37.529	
2	A	1:29.000	30.449	26.252	32.299	125.2	7:06.529	
3	A	1:28.376	30.503	26.024	31.849	126.0	8:34.905	
4	A	1:28.287	30.406	25.977	31.904	126.2	10:03.192	
5	A	1:31.622	33.264	26.224	32.134	121.6	11:34.814	
6	A	1:28.794	30.481	26.060	32.253	125.4	13:03.608	
7	A	1:29.223	30.937	26.028	32.258	124.8	14:32.831	
8	A	1:28.513	30.442	25.995	32.076	125.8	16:01.344	
9	A	1:29.171	30.481	26.378	32.312	124.9	17:30.515	
10	A	1:28.616	30.631	26.013	31.972	125.7	18:59.131	
11	A	1:27.946	30.142	25.932	31.872	126.7	20:27.077	
12	A	1:28.242	30.012	26.178	32.052	126.2	21:55.319	
13	A	1:28.618	30.204	26.017	32.397	125.7	23:23.937	
14	A	1:27.886	30.167	25.783	31.936	126.7	24:51.823	
15	A	1:30.617	B	30.436	25.991	34.190	122.9 26:22.440	
16	B	57:12.159	...	26.134	33.638	3.2	1:23:34.599	
17	B	1:27.658	30.441	25.580	31.637	127.1	1:25:02.257	
18	B	1:28.580	30.582	25.735	32.263	125.7	1:26:30.837	
19	B	1:29.141	30.893	25.991	32.257	125.0	1:27:59.978	
20	B	1:28.507	30.545	25.884	32.078	125.8	1:29:28.485	
21	B	1:28.495	30.516	25.943	32.036	125.9	1:30:56.980	
22	B	1:28.157	30.148	25.921	32.088	126.3	1:32:25.137	
23	B	1:29.131	30.598	26.180	32.353	125.0	1:33:54.268	
24	B	1:29.408	30.885	26.419	32.104	124.6	1:35:23.676	
25	B	1:28.472	30.353	26.166	31.953	125.9	1:36:52.148	

26	B	1:29.377	30.739	26.309	32.329	124.6	1:38:21.525
27	B	1:29.275	30.672	26.338	32.265	124.8	1:39:50.800
28	B	1:28.880	30.421	26.113	32.346	125.3	1:41:19.680
29	B	1:28.822	30.755	26.021	32.046	125.4	1:42:48.502
30	B	1:32.034	B	30.637	26.154	35.243	121.0 1:44:20.536
31	A	40:28.227	...	26.316	33.121	4.6	2:24:48.763
32	A	1:27.310	30.106	25.738	31.466	127.6	2:26:16.073
33	A	1:27.054	29.747	25.699	31.608	127.9	2:27:43.127
34	A	1:27.132	29.984	25.515	31.633	127.8	2:29:10.259
35	A	1:27.361	30.281	25.510	31.570	127.5	2:30:37.620
36	A	1:26.749	29.895	25.565	31.289	128.4	2:32:04.369
37	A	1:27.312	30.152	25.620	31.540	127.6	2:33:31.681
38	A	1:27.643	30.264	25.788	31.591	127.1	2:34:59.324
39	A	1:27.149	29.753	25.640	31.756	127.8	2:36:26.473
40	A	1:27.105	29.743	25.731	31.631	127.9	2:37:53.578
41	A	1:27.605	30.190	25.716	31.699	127.1	2:39:21.183
42	A	1:30.254	30.142	28.051	32.061	123.4	2:40:51.437
43	A	1:27.114	29.891	25.622	31.601	127.9	2:42:18.551
44	A	1:28.894	31.169	25.791	31.934	125.3	2:43:47.445
45	A	1:32.599	B	29.929	25.910	36.760	120.3 2:45:20.044

7		Jerome D'Ambrosio						BEL
		Dragon Racing						Penske EV-2
1	B	7:43.692	6:41.923	27.252	34.517	24.0	7:43.692	
2	B	1:27.618	29.732	25.741	32.145	127.1	9:11.310	
3	B	1:27.100	29.849	25.652	31.599	127.9	10:38.410	
4	B	1:28.133	29.472	25.916	32.745	126.4	12:06.543	
5	B	1:27.903	29.677	26.251	31.975	126.7	13:34.446	
6	B	1:27.030	29.604	25.828	31.598	128.0	15:01.476	
7	B	1:26.965	29.599	25.770	31.596	128.1	16:28.441	
8	B	1:27.085	29.873	25.798	31.414	127.9	17:55.526	
9	B	1:27.547	29.782	25.988	31.777	127.2	19:23.073	
10	B	1:27.344	29.477	26.030	31.837	127.5	20:50.417	
11	B	1:28.905	30.783	25.982	32.140	125.3	22:19.322	
12	B	1:27.006	29.715	25.748	31.543	128.0	23:46.328	
13	B	1:26.845	29.721	25.864	31.260	128.3	25:13.173	
14	B	1:27.122	29.813	25.870	31.439	127.8	26:40.295	
15	B	1:30.196	B	29.663	25.990	34.543	123.5 28:10.491	
16	A	50:06.557	...	26.693	33.026	3.7	1:18:17.048	
17	A	1:27.864	30.109	25.966	31.789	126.8	1:19:44.912	
18	A	1:27.591	30.024	25.929	31.638	127.2	1:21:12.503	
19	A	1:27.412	29.772	25.999	31.641	127.4	1:22:39.915	
20	A	1:26.938	29.643	25.754	31.541	128.1	1:24:06.853	
21	A	1:26.831	29.641	25.859	31.331	128.3	1:25:33.684	
22	A	1:26.790	29.444	25.832	31.514	128.3	1:27:00.474	
23	A	1:27.217	29.685	25.929	31.603	127.7	1:28:27.691	
24	A	1:27.428	29.906	25.936	31.586	127.4	1:29:55.119	
25	A	1:30.625	B	29.753	25.890	34.982	122.9 1:31:25.744	
26	A	14:17.467	B	...	30.997	56.952	13.0 1:45:43.211	
27	A	14:19.468	...	29.594	34.655	13.0	2:00:02.679	
28	A	1:25.479	29.159	25.355	30.965	130.3	2:01:28.158	
29	A	1:31.163	B	31.142	26.064	33.957	122.2 2:02:59.321	
30	B	22:24.454	...	30.234	34.588	8.3	2:25:23.775	
31	B	1:27.976	30.386	25.541	32.049	126.6	2:26:51.751	
32	B	1:27.947	30.291	25.637	32.019	126.6	2:28:19.698	
33	B	1:27.639	30.203	25.587	31.849	127.1	2:29:47.337	
34	B	1:27.925	30.334	25.755	31.836	126.7	2:31:15.262	
35	B	1:27.767	30.142	25.625	32.000	126.9	2:32:43.029	



FIA Formula E Championship

Valencia Testing

Test session 4

Analysis

Official Timekeeper **TAGHeuer**

■ Personal Best ■ Session Best B Crossing the finish line in pit lane

Lap	C	Time	Sector 1	Sector 2	Sector 3	Kph	Elapsed	Lap	Time	Sector 1	Sector 2	Sector 3	Kph	Elapsed
36	B	1:27.812	30.204	25.668	31.940	126.8	2:34:10.841	15	A	2:13.795	51.043	42.822	39.930	83.2 47:05.592
37	B	1:27.977	30.113	25.605	32.259	126.6	2:35:38.818	16	A	1:23.889	28.736	24.993	30.160	132.8 48:29.481
38	B	1:28.758	30.093	25.860	32.805	125.5	2:37:07.576	17	A	2:00.611 B	44.013	34.614	41.984	92.3 50:30.092
39	B	1:28.954	30.806	25.770	32.378	125.2	2:38:36.530	18	A	12:16.021	...	35.534	37.024	15.1 1:02:46.113
40	B	1:28.238	30.116	25.928	32.194	126.2	2:40:04.768	19	A	1:23.863	28.659	24.989	30.215	132.8 1:04:09.976
41	B	1:29.917	30.421	25.781	33.715	123.9	2:41:34.685	20	A	1:56.026 B	42.000	32.934	41.092	96.0 1:06:06.002
42	B	1:28.902	30.509	25.769	32.624	125.3	2:43:03.587	21	A	29:09.825	...	34.869	38.046	6.4 1:35:15.827
43	B	1:30.695	31.238	26.072	33.385	122.8	2:44:34.282	22	A	1:23.672	28.715	24.923	30.034	133.1 1:36:39.499
44	B	1:36.926 B	32.781	28.611	35.534	114.9	2:46:11.208	23	A	2:03.000 B	40.548	39.192	43.260	90.6 1:38:42.499
								24	A	28:57.316 B	...	1:04.648	1:20.786	6.4 2:07:39.815
								25	A	24:09.488	...	35.897	35.049	7.7 2:31:49.303
								26	A	1:22.799	28.365	24.482	29.952	134.5 2:33:12.102
								27	A	1:55.894 B	42.050	34.226	39.618	96.1 2:35:07.996
								28	B	5:15.477	4:10.704	31.455	33.318	35.3 2:40:23.473
								29	B	1:22.057	27.818	24.473	29.766	135.7 2:41:45.530
								30	B	1:47.340 B	35.954	31.339	40.047	103.8 2:43:32.870
								31	B	13:23.746	...	35.435	41.595	13.9 2:56:56.616
								32	B	1:24.154	28.866	24.960	30.328	132.4 2:58:20.770
								33	B	1:42.828	41.981	29.498	31.349	108.3 3:00:03.598

8 Nicolas Prost FRA
Renault e.Dams Renault Z.E. 17

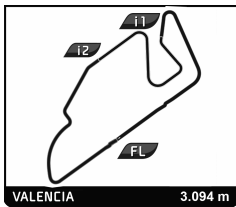
1	A	1:35.006	34.063	26.705	34.238	117.2	1:35.006
2	A	1:24.514	28.881	25.244	30.389	131.8	2:59.520
3	A	1:47.444	36.276	35.902	35.266	103.7	4:46.964
4	A	1:24.581	28.875	25.306	30.400	131.7	6:11.545
5	A	1:40.043 B	35.934	27.101	37.008	111.3	7:51.588
6	A	10:40.788	9:36.127	31.069	33.592	17.4	18:32.376
7	A	1:23.544	28.605	24.871	30.068	133.3	19:55.920
8	A	1:43.649 B	34.678	29.899	39.072	107.5	21:39.569
9	A	8:58.348	7:54.967	28.788	34.593	20.7	30:37.917
10	A	1:24.101	28.791	24.972	30.338	132.4	32:02.018
11	A	1:38.579 B	32.761	26.723	39.095	113.0	33:40.597
12	B	29:47.123	...	28.158	34.508	6.2 1:03:27.720	
13	B	1:24.369	28.879	25.059	30.431	132.0	1:04:52.089
14	B	1:44.523 B	35.263	29.219	40.041	106.6	1:06:36.612
15	B	8:33.950	7:30.881	28.905	34.164	21.7	1:15:10.562
16	B	1:23.783	28.619	24.892	30.272	132.9	1:16:34.345
17	B	1:35.016 B	32.902	26.140	35.974	117.2	1:18:09.361
18	B	8:30.120	7:25.258	30.899	33.963	21.8	1:26:39.481
19	B	1:23.955	28.748	24.918	30.289	132.7	1:28:03.436
20	B	1:38.068 B	33.909	28.628	35.531	113.6	1:29:41.504
21	A	03:10.588	...	33.186	44.689	2.9	2:32:52.092
22	A	1:45.427	39.467	33.101	32.859	105.7	2:34:37.519
23	A	1:22.683	28.181	24.459	30.043	134.7	2:36:00.202
24	A	1:36.704 B	33.510	26.316	36.878	115.2	2:37:36.906
25	B	9:28.521	8:25.896	28.459	34.166	19.6	2:47:05.427
26	B	1:34.358	33.797	27.891	32.670	118.0	2:48:39.785
27	B	1:23.371	28.222	24.559	30.590	133.6	2:50:03.156
28	B	1:38.278 B	36.952	26.219	35.107	113.3	2:51:41.434

9 Sebastien Buemi CHE
Renault e.Dams Renault Z.E. 17

1	B	1:56.143	55.396	27.411	33.336	95.9	1:56.143
2	B	1:26.481	29.621	25.668	31.192	128.8	3:22.624
3	B	1:26.006	29.484	25.461	31.061	129.5	4:48.630
4	B	1:26.786	29.508	25.847	31.431	128.3	6:15.416
5	B	1:26.600	29.379	25.810	31.411	128.6	7:42.016
6	B	1:26.794	29.402	25.798	31.594	128.3	9:08.810
7	B	1:27.837	29.675	26.016	32.146	126.8	10:36.647
8	B	1:28.207	30.303	26.111	31.793	126.3	12:04.854
9	B	1:26.861	29.640	25.887	31.334	128.2	13:31.715
10	B	1:27.599	29.530	26.440	31.629	127.2	14:59.314
11	B	1:27.026	29.600	25.824	31.602	128.0	16:26.340
12	B	1:29.217 B	29.547	25.888	33.782	124.8	17:55.557
13	A	25:32.396	...	33.285	36.522	7.3	43:27.953
14	A	1:23.844	28.762	24.827	30.255	132.8	44:51.797

16 Oliver Turvey GBR
NIO Formula E Team NextEV NIO Sport 003

1	B	2:22.650	1:13.794	32.417	36.439	78.1	2:22.650
2	B	1:37.165 B	33.090	27.474	36.601	114.6	3:59.815
3	A	24:26.962	...	26.559	32.699	7.6	28:26.777
4	A	1:28.138	29.999	26.021	32.118	126.4	29:54.915
5	A	1:28.204	29.995	26.145	32.064	126.3	31:23.119
6	A	1:27.450	29.698	25.979	31.773	127.4	32:50.569
7	A	1:27.983	29.775	26.134	32.074	126.6	34:18.552
8	A	1:27.860	29.817	26.197	31.846	126.8	35:46.412
9	A	1:27.905	29.803	25.983	32.119	126.7	37:14.317
10	A	1:28.191	29.925	26.106	32.160	126.3	38:42.508
11	A	1:28.159	29.935	26.045	32.179	126.3	40:10.667
12	A	1:28.001	29.945	26.018	32.038	126.6	41:38.668
13	A	1:28.056	30.097	25.988	31.971	126.5	43:06.724
14	A	1:27.985	29.920	26.046	32.019	126.6	44:34.709
15	A	1:28.105	30.006	25.925	32.174	126.4	46:02.814
16	A	1:28.411	30.011	26.048	32.352	126.0	47:31.225
17	A	1:28.968	30.227	26.184	32.557	125.2	49:00.193
18	A	1:30.418	30.771	26.376	33.271	123.2	50:30.611
19	A	1:47.668 B	35.197	29.942	42.529	103.5	52:18.279
20	B	11:49.865	...	26.517	32.993	2.6	2:04:08.144
21	B	2:21.272 B	30.267	31.341	1:19.664	78.8	2:06:29.416
22	B	26:18.369	...	26.474	32.404	7.1	2:32:47.785
23	B	1:27.863	29.813	25.972	32.078	126.8	2:34:15.648
24	B	1:27.796	29.881	25.695	32.220	126.9	2:35:43.444
25	B	1:27.850	29.854	25.872	32.124	126.8	2:37:11.294
26	B	1:27.166	29.647	25.722	31.797	127.8	2:38:38.460
27	B	1:27.372	29.730	25.766	31.876	127.5	2:40:05.832
28	B	1:27.543	29.948	25.738	31.857	127.2	2:41:33.375
29	B	1:27.573	29.807	25.727	32.039	127.2	2:43:00.948
30	B	1:27.391	29.785	25.863	31.743	127.5	2:44:28.339
31	B	1:27.375	29.734	25.757	31.884	127.5	2:45:55.714
32	B	1:27.534	29.840	25.866	31.828	127.2	2:47:23.248
33	B	1:27.839	29.839	25.949	32.051	126.8	2:48:51.087
34	B	1:27.922	29.863	25.904	32.155	126.7	2:50:19.009
35	B	1:28.454	30.286	25.933	32.235	125.9	2:51:47.463
36	B	1:29.122	30.258	26.093	32.771	125.0	2:53:16.585



FIA Formula E Championship

Valencia Testing

Test session 4

Analysis

Official Timekeeper TAG Heuer

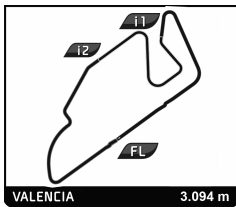
■ Personal Best ■ Session Best ■ B Crossing the finish line in pit lane

Lap	C	Time	Sector 1	Sector 2	Sector 3	Kph	Elapsed	Lap	Time	Sector 1	Sector 2	Sector 3	Kph	Elapsed	
37	B	1:30.244	30.544	26.166	33.534	123.4	2:54:46.829	12	B	1:27.119	29.674		127.9	2:29:38.512	
38	B	1:44.631 B	34.536	29.254	40.841	106.5	2:56:31.460	13	B	1:27.833	30.508		126.8	2:31:06.345	
18 Andre Lotterer DEU								20 Mitch Evans NZL							
TECHEETAH Renault Z.E. 17								Panasonic Jaguar Racing Jaguar I-Type II							
1	A	2:35.079	1:08.936	40.002	46.141	71.8	2:35.079	1	A	1:42.155	45.365	25.640	31.150	109.0	1:42.155
2	A	1:55.940	30.636	38.900	46.404	96.1	4:31.019	2	A	1:28.558	30.478	26.007	32.073	125.8	3:10.713
3	A	1:25.741	29.354	25.637	30.750	129.9	5:56.760	3	A	1:28.383	30.250	26.407	31.726	126.0	4:39.096
4	A	1:25.596	29.267	25.339	30.990	130.1	7:22.356	4	A	1:29.146	30.541	26.448	32.157	124.9	6:08.242
5	A	1:31.691 B	30.803	25.798	35.090	121.5	8:54.047	5	A	1:29.621	30.866	26.352	32.403	124.3	7:37.863
6	A	22:17.647	...	34.532	42.985	8.3	31:11.694	6	A	1:28.814	30.777	26.165	31.872	125.4	9:06.677
7	A	1:24.877	29.064	25.118	30.695	131.2	32:36.571	7	A	1:29.492	30.787	26.391	32.314	124.5	10:36.169
8	A	2:13.061	36.703	43.481	52.877	83.7	34:49.632	8	A	1:29.776	30.471	26.886	32.419	124.1	12:05.945
9	A	1:25.151	29.125	25.341	30.685	130.8	36:14.783	9	A	1:29.358	29.944	26.341	33.073	124.6	13:35.303
10	A	1:34.268 B	31.348	26.059	36.861	118.2	37:49.051	10	A	1:28.394	30.371	26.205	31.818	126.0	15:03.697
11	B	22:53.751	...	37.377	36.684	8.1	1:00:42.802	11	A	1:31.674 B	30.544	26.405	34.725	121.5	16:35.371
12	B	1:24.218	28.814	25.112	30.292	132.3	1:02:07.020	12	B	2:19.987	1:23.761	25.465	30.761	79.6	18:55.358
13	B	2:14.708	42.327	43.726	48.655	82.7	1:04:21.728	13	B	1:27.581	30.331	25.660	31.590	127.2	20:22.939
14	B	1:24.538	28.908	25.291	30.339	131.8	1:05:46.266	14	B	1:27.586	30.177	25.930	31.479	127.2	21:50.525
15	B	1:31.081 B	30.823	26.184	34.074	122.3	1:07:17.347	15	B	1:28.547	30.439	26.127	31.981	125.8	23:19.072
16	A	1:24.102	...	36.545	43.938	2.6	2:19:57.449	16	B	1:28.862	30.686	26.088	32.088	125.3	24:47.934
17	A	1:26.525	28.772	25.140	32.613	128.7	2:21:23.974	17	B	1:28.241	30.429	26.009	31.803	126.2	26:16.175
18	A	2:19.087	49.429	40.877	48.781	80.1	2:23:43.061	18	B	1:28.367	30.539	25.997	31.831	126.0	27:44.542
19	A	1:24.619	28.918	24.791	30.910	131.6	2:25:07.680	19	B	1:29.183	30.739	26.354	32.090	124.9	29:13.725
20	A	1:30.099	32.397	26.028	31.674	123.6	2:26:37.779	20	B	1:30.264	31.008	26.220	33.036	123.4	30:43.989
21	A	1:27.642	29.944	25.938	31.760	127.1	2:28:05.421	21	B	1:29.379	30.389	26.285	32.705	124.6	32:13.368
22	A	1:28.121	30.418	25.840	31.863	126.4	2:29:33.542	22	B	1:28.867	30.270	26.292	32.305	125.3	33:42.235
23	A	1:27.730	30.353	25.609	31.768	127.0	2:31:01.272	23	B	1:28.903	30.474	26.339	32.090	125.3	35:11.138
24	A	1:28.038	29.966	25.795	32.277	126.5	2:32:29.310	24	B	1:29.226	30.957	26.242	32.027	124.8	36:40.364
25	A	1:31.318 B	30.458	26.328	34.532	122.0	2:34:00.628	25	B	1:29.048	30.691	26.372	31.985	125.1	38:09.412
26	B	7:09.062	5:47.243	41.385	40.434	26.0	2:41:09.690	26	B	1:31.020	31.449	26.773	32.798	122.4	39:40.432
27	B	1:23.312	28.391	24.893	30.028	133.7	2:42:33.002	27	B	1:32.491	31.134	27.125	34.232	120.4	41:12.923
28	B	2:13.577	43.132	44.831	45.614	83.4	2:44:46.579	28	B	1:50.364 B	42.430	30.238	37.696	100.9	43:03.287
29	B	1:23.602	28.924	24.769	29.909	133.2	2:46:10.181	29	A	36:23.971	...	31.195	35.227	1.9	2:19:27.258
30	B	1:29.555	31.647	25.945	31.963	124.4	2:47:39.736	30	A	1:24.915	29.102	25.212	30.601	131.2	2:20:52.173
31	B	1:27.242	29.594	25.847	31.801	127.7	2:49:06.978	31	A	1:25.169	29.098	25.400	30.671	130.8	2:22:17.342
32	B	1:27.078	29.762	25.896	31.420	127.9	2:50:34.056	32	A	1:39.034 B	35.678	26.470	36.886	112.5	2:23:56.376
33	B	1:27.406	30.004	25.906	31.496	127.4	2:52:01.462	33	A	14:02.904	...	37.131	41.191	13.2	2:37:59.280
34	B	1:27.142	30.079	25.704	31.359	127.8	2:53:28.604	34	A	1:24.533	29.090	25.018	30.425	131.8	2:39:23.813
35	B	1:27.099	29.917	25.914	31.268	127.9	2:54:55.703	35	A	1:28.290 B	29.143	25.461	33.686	126.2	2:40:52.103
36	B	1:27.702	30.168	25.880	31.654	127.0	2:56:23.405	36	B	15:14.027	...	34.392	37.008	12.2	2:56:06.130
37	B	1:28.866	31.059	26.311	31.496	125.3	2:57:52.271	37	B	1:22.866	28.232	24.666	29.968	134.4	2:57:28.996
38	B	1:33.651 B	30.778	26.266	36.607	118.9	2:59:25.922	38	B	1:50.885 B	39.816	32.617	38.452	100.5	2:59:19.881
19 Felix Rosenqvist SWE															
Mahindra Racing Mahindra M4Electro															
1	B	24:27.464	...	34.904	43.774	7.6	24:27.464								
2	B	1:40.800	36.720			110.5	26:08.264								
3	B	1:24.013	28.720	25.007	30.286	132.6	27:32.277								
4	B	1:37.307 B	33.503	25.495	38.309	114.5	29:09.584								
5	B	36:46.038	...			5.0	1:05:55.622								
6	B	1:24.003	28.697			132.6	1:07:19.625								
7	B	1:50.754 B	36.480	32.033	42.241	100.6	1:09:10.379								
8	B	23:23.736	...			7.9	1:32:34.115								
9	B	1:22.747	28.200	24.829	29.718	134.6	1:33:56.862								
10	B	1:40.527 B	35.744	27.747	37.036	110.8	1:35:37.389								
11	B	52:34.004	...	25.366	32.102	3.5	2:28:11.393								

Global Partner

Official Partners





FIA Formula E Championship

Valencia Testing

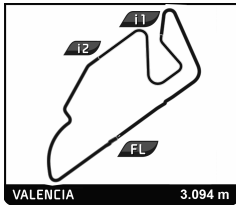
Test session 4

Analysis

Official Timekeeper TAG Heuer

■ Personal Best ■ Session Best ■ Crossing the finish line in pit lane

Lap	C	Time	Sector 1	Sector 2	Sector 3	Kph	Elapsed	Lap	Time	Sector 1	Sector 2	Sector 3	Kph	Elapsed	
23	Nick Heidfeld DEU														
		Mahindra Racing					Mahindra M4Electro								
1	B	17:27.330	10.6	17:27.330	32	B	1:23.804	28.796	24.788	30.220	132.9	2:51:51.656
2	B	1:24.866	28.914	131.2	18:52.196	33	B	1:35.239	28.592	24.951	41.696	117.0	2:53:26.895
3	B	2:02.582	B 37.750	36.255	48.577	90.9	20:54.778	34	B	1:54.820	28.788	34.806	51.226	97.0	2:55:21.715
4	B	30:19.725	6.1	51:14.503	35	B	1:31.654	B 28.761	25.214	37.679	121.5	2:56:53.369
5	B	1:24.581	28.987	131.7	52:39.084								
6	B	1:58.452	B 38.220	94.0	54:37.536								
7	B	32:18.918	5.7	1:26:56.454								
8	B	1:29.408	30.408	124.6	1:28:25.862								
9	B	1:27.997	30.073	126.6	1:29:53.859								
10	B	1:28.133	30.153	126.4	1:31:21.992								
11	B	2:01.044	31.447	92.0	1:33:23.036								
12	B	1:48.601	B 28.784	102.6	1:35:11.637								
13	B	29:25.056	6.3	2:04:36.693								
14	B	2:19.518	B 28.963	28.888	1:21.667	79.8	2:06:56.211								
15	B	16:16.768	11.4	2:23:12.979								
16	B	1:24.739	28.837	131.4	2:24:37.718								
17	B	1:57.060	B 41.273	33.994	41.793	95.2	2:26:34.778								
18	B	30:38.044	6.1	2:57:12.822								
19	B	1:23.072	28.408	134.1	2:58:35.894								
20	B	2:08.785	B 42.088	86.5	3:00:44.679								
27	Tom Blomqvist GBR														
		Andretti Formula E					Andretti ATEC-04								
1	A	5:26.429	4:12.578	33.292	40.559	34.1	5:26.429								
2	A	1:44.797	34.982	34.442	35.373	106.3	7:11.226								
3	A	1:24.513	28.776	25.280	30.457	131.8	8:35.739								
4	A	1:33.382	B 32.893	26.047	34.442	119.3	10:09.121								
5	A	9:20.577	8:04.247	35.373	40.957	19.9	19:29.698								
6	A	1:58.342	38.411	42.053	37.878	94.1	21:28.040								
7	A	1:24.728	28.980	25.355	30.393	131.5	22:52.768								
8	A	1:30.971	B 31.667	25.976	33.328	122.4	24:23.739								
9	B	35:18.945	B ...	30.507	38.059	5.3	59:42.684								
10	A	18:53.596	...	36.163	44.506	9.8	1:18:36.280								
11	A	1:52.930	36.310	34.891	41.729	98.6	1:20:29.210								
12	A	1:24.491	28.855	25.185	30.451	131.8	1:21:53.701								
13	A	1:28.749	B 28.895	25.633	34.221	125.5	1:23:22.450								
14	B	18:30.916	...	34.763	42.055	10.0	1:41:53.366								
15	B	1:53.664	38.555	36.513	38.596	98.0	1:43:47.030								
16	B	1:38.694	B 30.984	28.088	39.622	112.9	1:45:25.724								
17	B	34:07.802	...	33.642	41.949	5.4	2:19:33.526								
18	B	1:46.559	35.483	37.359	33.717	104.5	2:21:20.085								
19	B	1:23.494	28.236	25.155	30.103	133.4	2:22:43.579								
20	B	1:35.611	B 32.958	27.887	34.766	116.5	2:24:19.190								
21	B	9:17.374	8:06.017	31.434	39.923	20.0	2:33:36.564								
22	B	1:46.328	35.021	34.433	36.874	104.8	2:35:22.892								
23	B	1:31.551	33.783	25.645	32.123	121.7	2:36:54.443								
24	B	1:33.337	B 31.747	26.426	35.164	119.3	2:38:27.780								
25	A	13:16.973	...	37.302	46.830	14.0	2:51:44.753								
26	A	1:56.091	36.609	38.477	41.005	95.9	2:53:40.844								
27	A	1:23.195	28.126	24.967	30.102	133.9	2:55:04.039								
28	A	1:33.382	B 32.432	25.854	35.096	119.3	2:56:37.421								
28	Alexander Sims GBR														
		Andretti Formula E					Andretti ATEC-03								
1	A	4:15.435	3:10.167	30.571	34.697	43.6	4:15.435								
2	A	1:28.993	30.220	26.256	32.517	125.2	5:44.428								
3	A	1:28.859	29.963	26.440	32.456	125.3	7:13.287								
4	A	1:27.823	29.598	26.072	32.153	126.8	8:41.110								
5	A	1:28.414	29.986	26.223	32.205	126.0	10:09.524								
6	A	1:31.169	B 30.082	26.128	34.959	122.2	11:40.693								
7	B	11:48.033	...	35.013	41.894	15.7	23:28.726								
8	B	1:39.115	36.280	30.504	32.331	112.4	25:07.841								
9	B	1:24.814	28.965	25.451	30.398	131.3	26:32.655								
10	B	1:42.967	34.736	34.605	33.626	108.2	28:15.622								
11	B	1:25.306	28.901	25.700	30.705	130.6	29:40.928								
12	B	1:30.385	B 29.745	25.875	34.765	123.2	31:11.313								
13	A	20:54.372	...	26.114	32.380	8.9	52:05.685								
14	A	1:27.970	29.724	26.107	32.139	126.6	53:33.655								
15	A	1:28.415	30.036	26.107	32.272	126.0	55:02.070								
16	A	1:28.158	29.785	26.264	32.109	126.3	56:30.228								
17	A	1:27.872	29.634	26.130	32.108	126.8	57:58.100								
18	A	1:29.966	B 29.789	26.072	34.105	123.8	59:28.066								
19	B	19:22.807	...	31.919	39.957	9.6	1:18:50.873								



FIA Formula E Championship

Valencia Testing

Test session 4

Analysis

Official Timekeeper TAGHeuer

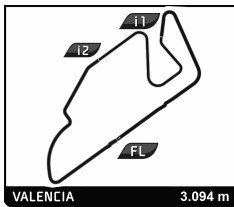
Personal Best Session Best B Crossing the finish line in pit lane

Lap	C	Time	Sector 1	Sector 2	Sector 3	Kph	Elapsed	Lap	Time	Sector 1	Sector 2	Sector 3	Kph	Elapsed		
20	B	1:51.370	33.632	31.683	46.055	100.0	1:20:42.243	32	B	1:27.875	29.815	26.025	32.035	126.8	2:38:12.135	
21	B	1:24.120	28.530	25.086	30.504	132.4	1:22:06.363	33	B	1:29.241	30.247	25.926	33.068	124.8	2:39:41.376	
22	B	1:31.852	B	31.895	26.416	33.541	121.3	1:23:38.215	34	B	1:29.418	30.516	26.011	32.891	124.6	2:41:10.794
23	A	56:06.412	...	26.283	32.837	3.3	2:19:44.627	35	B	1:31.809	B	30.814	25.974	35.021	121.3	2:42:42.603
24	A	1:27.676	29.716	25.889	32.071	127.0	2:21:12.303	36	A	5:34.930	4:28.826	29.251	36.853	33.3	2:48:17.533	
25	A	1:28.251	30.067	25.863	32.321	126.2	2:22:40.554	37	A	1:33.670	31.986	27.622	34.062	118.9	2:49:51.203	
26	A	1:28.479	29.694	25.885	32.900	125.9	2:24:09.033	38	A	1:22.990	28.250	24.677	30.063	134.2	2:51:14.193	
27	A	1:28.225	30.039	25.921	32.265	126.2	2:25:37.258	39	A	1:44.594	36.192	31.040	37.362	106.5	2:52:58.787	
28	A	1:28.066	30.094	25.761	32.211	126.5	2:27:05.324	40	A	1:48.304	B	36.352	31.240	40.712	102.8	2:54:47.091
29	A	1:27.776	29.938	25.728	32.110	126.9	2:28:33.100									
30	A	1:28.175	29.749	26.019	32.407	126.3	2:30:01.275									
31	A	1:28.095	29.815	25.870	32.410	126.4	2:31:29.370									
32	A	1:28.567	30.084	25.832	32.651	125.8	2:32:57.937									
33	A	1:28.360	30.070	25.972	32.318	126.1	2:34:26.297									
34	A	1:28.316	30.083	25.649	32.584	126.1	2:35:54.613									
35	A	1:29.053	30.522	25.832	32.699	125.1	2:37:23.666									
36	A	1:30.268	31.576	25.929	32.763	123.4	2:38:53.934									
37	A	1:32.155	30.336	26.863	34.956	120.9	2:40:26.089									
38	A	1:33.389	32.176	26.956	34.257	119.3	2:41:59.478									
39	A	1:50.675	B	33.913	34.047	42.715	100.6	2:43:50.153								
40	B	8:31.020	7:13.371	36.171	41.478	21.8	2:52:21.173									
41	B	1:49.881	36.871	35.439	37.571	101.4	2:54:11.054									
42	B	1:23.986	28.346	24.998	30.642	132.6	2:55:35.040									
43	B	1:31.664	B	31.186	25.874	34.604	121.5	2:57:06.704								

Driver	Country	Team
36	GBR	DS Virgin Racing
66	DEU	Audi Sport ABT Schaeffler
68	ITA	NIO Formula E Team

Lap	Time	Sector 1	Sector 2	Sector 3	Kph	Elapsed		
1	B	11:00.415	...	26.133	31.930	16.9	11:00.415	
2	B	1:28.153	30.171	25.972	32.010	126.4	12:28.568	
3	B	1:27.563	29.639	25.979	31.945	127.2	13:56.131	
4	B	1:27.301	29.761	25.875	31.665	127.6	15:23.432	
5	B	1:27.184	29.712	26.008	31.464	127.8	16:50.616	
6	B	1:27.166	29.619	25.963	31.584	127.8	18:17.782	
7	B	1:27.137	29.724	25.908	31.505	127.8	19:44.919	
8	B	1:29.799	32.276	25.913	31.610	124.0	21:14.718	
9	B	1:28.109	29.891	26.042	32.176	126.4	22:42.827	
10	B	1:29.503	30.609	26.849	32.045	124.4	24:12.330	
11	B	1:27.541	29.855	25.876	31.810	127.2	25:39.871	
12	B	1:28.012	29.892	26.125	31.995	126.6	27:07.883	
13	B	1:27.735	29.864	26.017	31.854	127.0	28:35.618	
14	B	1:29.429	30.739	26.238	32.452	124.6	30:05.047	
15	B	1:33.743	B	32.282	26.113	35.348	118.8	31:38.790
16	A	6:34.762	5:20.986	32.584	41.192	28.2	38:13.552	
17	A	1:35.904	33.377	27.624	34.903	116.1	39:49.456	
18	A	1:24.485	28.999	25.008	30.478	131.8	41:13.941	
19	A	1:33.870	33.936	27.357	32.577	118.7	42:47.811	
20	A	1:33.244	B	28.920	25.291	39.033	119.5	44:21.055
21	B	37:45.562	...	26.009	32.542	1.9	2:22:06.617	
22	B	1:28.872	30.387	25.821	32.664	125.3	2:23:35.489	
23	B	1:28.658	30.448	25.826	32.384	125.6	2:25:04.147	
24	B	1:27.564	29.839	25.790	31.935	127.2	2:26:31.711	
25	B	1:27.478	29.909	25.786	31.783	127.3	2:27:59.189	
26	B	1:27.450	29.879	25.779	31.792	127.4	2:29:26.639	
27	B	1:27.416	29.914	25.743	31.759	127.4	2:30:54.055	
28	B	1:27.493	29.900	25.731	31.862	127.3	2:32:21.548	
29	B	1:27.437	29.769	25.772	31.896	127.4	2:33:48.985	
30	B	1:27.453	29.712	25.895	31.846	127.4	2:35:16.438	
31	B	1:27.822	29.812	25.964	32.046	126.8	2:36:44.260	

Lap	Time	Sector 1	Sector 2	Sector 3	Kph	Elapsed		
1	A	2:29.537	1:10.438	38.295	40.804	74.5	2:29.537	
2	A	1:53.345	B	37.080	34.235	42.030	98.3	4:22.882
3	B	24:20.335	...	26.078	31.933	7.6	28:43.217	
4	B	1:27.477	29.868	25.785	31.824	127.3	30:10.694	
5	B	1:29.218	30.932	26.006	32.280	124.8	31:39.912	
6	B	1:28.113	30.172	26.000	31.941	126.4	33:08.025	
7	B	1:27.778	29.722	26.082	31.974	126.9	34:35.803	
8	B	1:27.235	29.840	25.752	31.643	127.7	36:03.038	
9	B	1:27.148	29.632	25.788	31.728	127.8	37:30.186	
10	B	1:27.414	29.625	26.108	31.681	127.4	38:57.600	
11	B	1:27.315	29.573	25.843	31.899	127.6	40:24.915	
12	B	1:27.419	29.697	26.136	31.586	127.4	41:52.334	
13	B	1:27.093	29.543	25.923	31.627	127.9	43:19.427	
14	B	1:27.744	29.817	25.954	31.973	126.9	44:47.171	



FIA Formula E Championship

Valencia Testing

Test session 4

Analysis

Official Timekeeper TAG Heuer

■ Personal Best ■ Session Best **B** Crossing the finish line in pit lane

Lap	C	Time	Sector 1	Sector 2	Sector 3	Kph	Elapsed	Lap	Time	Sector 1	Sector 2	Sector 3	Kph	Elapsed
15	B	1:28.458	29.922	26.118	32.418	125.9	46:15.629							
16	B	1:29.259	30.071	26.319	32.869	124.8	47:44.888							
17	B	1:30.514	30.793	26.739	32.982	123.1	49:15.402							
18	B	1:30.367	30.798	26.559	33.010	123.3	50:45.769							
19	B	1:41.960 B	33.148	30.062	38.750	109.2	52:27.729							
20	A	42:12.511	...	26.383	32.034	4.4	1:34:40.240							
21	A	1:28.558	30.030	26.020	32.508	125.8	1:36:08.798							
22	A	1:28.306	29.996	26.067	32.243	126.1	1:37:37.104							
23	A	1:28.213	30.089	26.136	31.988	126.3	1:39:05.317							
24	A	1:27.278	29.399	25.983	31.896	127.6	1:40:32.595							
25	A	1:27.609	29.625	26.039	31.945	127.1	1:42:00.204							
26	A	1:28.031	29.799	26.244	31.988	126.5	1:43:28.235							
27	A	1:27.422	29.856	25.985	31.581	127.4	1:44:55.657							
28	A	2:09.822 B	43.646	35.539	50.637	85.8	1:47:05.479							
29	B	41:50.120	...	25.950	31.450	4.4	2:28:55.599							
30	B	1:27.506	29.958	25.721	31.827	127.3	2:30:23.105							
31	B	1:28.156	29.973	25.939	32.244	126.3	2:31:51.261							
32	B	1:28.119	29.914	25.936	32.269	126.4	2:33:19.380							
33	B	1:28.222	30.432	25.984	31.806	126.3	2:34:47.602							
34	B	1:28.120	29.804	25.893	32.423	126.4	2:36:15.722							
35	B	1:28.004	29.936	26.023	32.045	126.6	2:37:43.726							
36	B	1:27.626	29.821	25.946	31.859	127.1	2:39:11.352							
37	B	1:28.518	30.503	26.067	31.948	125.8	2:40:39.870							
38	B	1:27.501	29.704	25.900	31.897	127.3	2:42:07.371							
39	B	1:28.320	29.936	26.199	32.185	126.1	2:43:35.691							
40	B	1:27.993	29.858	26.083	32.052	126.6	2:45:03.684							
41	B	1:28.596	30.271	26.061	32.264	125.7	2:46:32.280							
42	B	1:28.541	30.190	26.146	32.205	125.8	2:48:00.821							
43	B	1:29.685	30.039	26.205	33.441	124.2	2:49:30.506							
44	B	1:28.967	30.386	26.272	32.309	125.2	2:50:59.473							
45	B	1:53.874 B	34.948	32.844	46.082	97.8	2:52:53.347							