

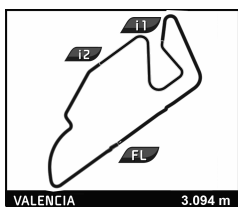
FIA Formula E Championship
Valencia Testing
Test session 5

Analysis

Official Timekeeper TAGHeuer

Personal Best Session Best B Crossing the finish line in pit lane

Lap	C	Time	Sector 1	Sector 2	Sector 3	Kph	Elapsed	Lap	Time	Sector 1	Sector 2	Sector 3	Kph	Elapsed			
1 Lucas Di Grassi BRA																	
Audi Sport ABT Schaeffler Audi e-tron FE04																	
1	B	11:56.701	B	...	30.326	36.409	15.5	11:56.701	6	B	1:24.684	28.973	25.320	30.391	131.5	14:33.705	
2	A	5:45.307		4:47.429	25.898	31.980	32.3	17:42.008	7	B	2:01.050	B	33.922	43.361	43.767	92.0	16:34.755
3	A	1:27.354		30.054	25.825	31.475	127.5	19:09.362	8	A	24:13.426		...	30.340	38.073	7.7	40:48.181
4	A	1:26.235		29.650	25.379	31.206	129.2	20:35.597	9	A	1:43.575		34.425	28.822	40.328	107.5	42:31.756
5	A	1:26.260		29.653	25.539	31.068	129.1	22:01.857	10	A	1:22.457		27.985	24.708	29.764	135.1	43:54.213
6	A	1:26.036		29.457	25.548	31.031	129.5	23:27.893	11	A	1:39.100	B	35.874	29.008	34.218	112.4	45:33.313
7	A	1:26.388		29.630	25.632	31.126	128.9	24:54.281	12	A	32:25.083		...	33.921	38.479	5.7	1:17:58.396
8	A	1:33.521	B	29.779	26.501	37.241	119.1	26:27.802	13	A	1:44.993		38.457	30.246	36.290	106.1	1:19:43.389
9	B	8:51.079		7:36.175	31.353	43.551	21.0	35:18.881	14	A	1:30.946	B	27.644	26.424	36.878	122.5	1:21:14.335
10	B	1:23.390		28.630	24.807	29.953	133.6	36:42.271	15	A	31:31.237	B	...	25.412	32.453	5.9	1:52:45.572
11	B	1:57.278		40.077	35.066	42.135	95.0	38:39.549	16	B	2:37.213	B	1:38.876	25.555	32.782	70.8	1:55:22.785
12	B	1:23.559		28.600	24.816	30.143	133.3	40:03.108	17	A	2:40.056	B	1:39.590	25.387	35.079	69.6	1:58:02.841
13	B	1:47.837	B	35.114	28.664	44.059	103.3	41:50.945	18	B	41:07.274		...	25.592	31.935	4.5	2:39:10.115
14	A	41:01.384		...	25.498	31.421	4.5	1:22:52.329	19	B	1:27.376		29.854	25.719	31.803	127.5	2:40:37.491
15	A	1:25.337		29.245	25.286	30.806	130.5	1:24:17.666	20	B	1:26.588		29.885	25.543	31.160	128.6	2:42:04.079
16	A	1:25.369		29.160	25.263	30.946	130.5	1:25:43.035	21	B	1:26.860		29.650	25.569	31.641	128.2	2:43:30.939
17	A	1:25.635		29.263	25.316	31.056	130.1	1:27:08.670	22	B	1:28.095		30.092	26.064	31.939	126.4	2:44:59.034
18	A	1:25.786		29.373	25.438	30.975	129.8	1:28:34.456	23	B	1:27.732		29.903	25.797	32.032	127.0	2:46:26.766
19	A	1:25.470		29.061	25.397	31.012	130.3	1:29:59.926	24	B	1:28.009		30.002	25.827	32.180	126.6	2:47:54.775
20	A	1:25.510		29.116	25.454	30.940	130.3	1:31:25.436	25	B	1:27.859		30.000	25.882	31.977	126.8	2:49:22.634
21	A	1:25.717		29.050	25.501	31.166	129.9	1:32:51.153	26	B	1:27.903		29.977	25.901	32.025	126.7	2:50:50.537
22	A	1:25.839		29.217	25.416	31.206	129.8	1:34:16.992	27	B	1:27.565		30.044	25.736	31.785	127.2	2:52:18.102
23	A	1:25.857		29.116	25.594	31.147	129.7	1:35:42.849	28	B	1:27.703		29.948	25.965	31.790	127.0	2:53:45.805
24	A	1:26.141		29.663	25.512	30.966	129.3	1:37:08.990	29	B	1:27.083		29.936	25.903	31.244	127.9	2:55:12.888
25	A	1:26.039		29.169	25.591	31.279	129.5	1:38:35.029	30	B	1:27.544		29.881	25.775	31.888	127.2	2:56:40.432
26	A	1:26.066		29.310	25.511	31.245	129.4	1:40:01.095	31	B	1:28.483		30.174	25.830	32.479	125.9	2:58:08.915
27	A	1:26.431		29.398	25.630	31.403	128.9	1:41:27.526	32	B	1:29.806	B	30.330	25.880	33.596	124.0	2:59:38.721
28	A	3:49.183	B	1:15.411	1:09.120	1:24.652	48.6	1:45:16.709									
29	B	30:31.657		...	25.632	31.661	6.1	2:15:48.366									
30	B	1:25.906		29.483	25.394	31.029	129.7	2:17:14.272									
31	B	1:25.920		29.390	25.506	31.024	129.6	2:18:40.192									
32	B	1:25.943		29.507	25.339	31.097	129.6	2:20:06.135									
33	B	1:25.986		29.362	25.487	31.137	129.5	2:21:32.121									
34	B	1:26.146		29.534	25.520	31.092	129.3	2:22:58.267									
35	B	1:26.129		29.434	25.561	31.134	129.3	2:24:24.396									
36	B	1:26.155		29.382	25.524	31.249	129.3	2:25:50.551									
37	B	1:26.227		29.704	25.558	30.965	129.2	2:27:16.778									
38	B	1:26.229		29.376	25.729	31.124	129.2	2:28:43.007									
39	B	1:26.184		29.401	25.611	31.172	129.2	2:30:09.191									
40	B	1:26.384		29.452	25.630	31.302	128.9	2:31:35.575									
41	B	1:26.225		29.444	25.634	31.147	129.2	2:33:01.800									
42	B	1:26.512		29.602	25.661	31.249	128.7	2:34:28.312									
43	B	1:26.625		29.609	25.485	31.531	128.6	2:35:54.937									
44	B	1:53.573	B	39.751	33.727	40.095	98.1	2:37:48.510									
45	B	19:27.648	B	...	28.821	36.581	9.5	2:57:16.158									
46	A	2:42.619	B	1:43.783	25.342	33.494	68.5	2:59:58.777									
2 Sam Bird GBR																	
DS Virgin Racing DS Virgin DSV-03																	
1	B	6:30.011		5:22.514	31.844	35.653	28.6	6:30.011									
2	B	1:37.878		32.443	29.397	36.038	113.8	8:07.889									
3	B	1:24.916		29.187	25.256	30.473	131.2	9:32.805									
4	B	1:53.435		37.369	35.858	40.208	98.2	11:26.240									
5	B	1:42.781		28.877	27.523	46.381	108.4	13:09.021									
3 Nelson Piquet Jr. BRA																	
Panasonic Jaguar Racing Jaguar I-Type II																	
1	A	2:58.227			52.116	30.014	62.5	2:58.227									
2	A	1:37.671			31.689	29.574	36.408	114.0	4:35.898								
3	A	1:25.110			29.074	25.507	30.529	130.9	6:01.008								
4	A	1:33.894	B		29.103	25.618	39.173	118.6	7:34.902								
5	B	5:16.676		4:10.346	30.288	36.042	35.2	12:51.578									
6	B	1:23.123			28.338	24.735	30.050	134.0	14:14.701								
7	B	1:46.775	B		30.116	25.725	50.934	104.3	16:01.476								
8	A	19:37.880		29.802	33.858	9.5	35:39.356								
9	A	1:47.121			41.454	31.526	34.141	104.0	37:26.477								
10	A	1:22.645			28.041	24.794	29.810	134.8	38:49.122								
11	A	1:48.547	B		35.855	31.403	41.289	102.6	40:37.669								
12	B	17:27.451		29.789	35.704	10.6	58:05.120								
13	B	1:24.300			28.817	25.169	30.314	132.1	59:29.420								
14	B	1:33.833	B		28.857	25.364	39.612	118.7	1:01:03.253								
15	B	15:47.507		30.984	34.273	11.8	1:16:50.760								
16	B	1:41.827			39.005	29.316	33.506	109.4	1:18:32.587								
17	B	1:24.616			28.776	25.213	30.627	131.6	1:19:57.203								
18	B	1:33.079	B		28.948	25.338	38.793	119.7	1:21:30.282								
19	A	7:52.482		6:47.199	30.762	34.521	23.6	1:29:22.764									
20	A	1:24.626			28.965	25.203	30.458	131.6	1:30:47.390								
21	A	1:24.887			29.034	25.312	30.541	131.2	1:32:12.277								
22	A	1:25.488			29.247	25.465	30.776	130.3	1:33:37.765								
23	A	1:36.180	B		29.198	25.697	41.285	115.8	1:35:13.945								
24	A	15:47.172		29.062	35.133	11.8	1:51:01.117								
25	A	1:24.591			28.911	25.282	30.398	131.7	1:52:25.708								
26	A	1:32.240	B		28.959	25.380	37.901	120.8	1:53:57.948								
27	A	19:06.085		30.748	33.820	9.7	2:13:04.033								
28	A	1:30.690	B		29.082	25.406	36.202	122.8	2:14:34.723								



FIA Formula E Championship

Valencia Testing

Test session 5

Analysis

Official Timekeeper TAGHeuer

■ Personal Best ■ Session Best B Crossing the finish line in pit lane

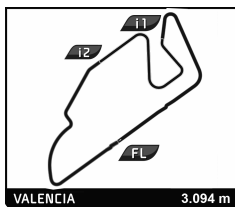
Lap	C	Time	Sector 1	Sector 2	Sector 3	Kph	Elapsed	Lap	Time	Sector 1	Sector 2	Sector 3	Kph	Elapsed	
29	B	22:30.728	...	29.987	34.283	8.2	2:37:05.451	3	A	1:24.949	29.409	25.254	30.286	131.1	5:43.106
30	B	1:24.525	28.878	25.187	30.460	131.8	2:38:29.976	4	A	1:30.540	29.678	25.864	34.998	123.0	7:13.646
31	B	1:34.389	29.009	26.478	38.902	118.0	2:40:04.365	5	B	16:04.538	...	34.797	34.399	11.5	23:18.184

4		Edoardo Mortara					CHE
Venturi Formula E Team		Venturi VM200-FE-03					
1	B	3:57.792	2:40.994	32.388	44.410	46.8	3:57.792
2	B	1:28.494	30.960	25.975	31.559	125.9	5:26.286
3	B	1:34.568	35.422	27.360	31.786	117.8	7:00.854
4	B	1:28.824	32.077	25.719	31.028	125.4	8:29.678
5	B	1:25.674	29.384	25.302	30.988	130.0	9:55.352
6	B	1:29.660	29.420	25.369	34.871	124.2	11:25.012
7	B	28:01.611	...	32.444	38.985	6.6	39:26.623
8	B	1:25.073	29.316	25.090	30.667	130.9	40:51.696
9	B	1:25.050	29.144	25.173	30.733	131.0	42:16.746
10	B	1:40.382	30.763	28.873	40.746	111.0	43:57.128
11	B	1:24.474	28.995	25.075	30.404	131.9	45:21.602
12	B	2:29.286	37.797	30.701	1:20.788	74.6	47:50.888
13	A	59:34.810	...	7:21.295	2:14.104	3.1	1:47:25.698
14	A	34:02.896	...	41.907	39.397	5.5	2:21:28.594
15	A	2:40.980	56.621	45.699	58.660	69.2	2:24:09.574

5		Maro Engel					DEU
Venturi Formula E Team		Venturi VM200-FE-03					
1	A	1:58.216	47.757	31.354	39.105	94.2	1:58.216
2	A	1:30.455	31.416	26.807	32.232	123.1	3:28.671
3	A	1:27.075	29.909	25.630	31.536	127.9	4:55.746
4	A	1:27.299	29.645	25.705	31.949	127.6	6:23.045
5	A	1:26.697	29.798	25.423	31.476	128.5	7:49.742
6	A	1:32.917	30.102	25.909	36.906	119.9	9:22.659
7	A	37:07.171	...	28.868	36.565	5.0	46:29.830
8	A	1:27.269	30.892	25.444	30.933	127.6	47:57.099
9	A	1:29.449	29.601	25.217	34.631	124.5	49:26.548
10	A	31:12.706	...	29.732	36.231	5.9	1:20:39.254
11	A	1:24.345	28.488	25.121	30.736	132.1	1:22:03.599
12	A	1:42.666	29.785	32.440	40.441	108.5	1:23:46.265
13	A	1:25.798	29.508	25.260	31.030	129.8	1:25:12.063
14	A	1:28.909	29.504	25.396	34.009	125.3	1:26:40.972
15	A	45:26.867	...	31.936	39.104	4.1	2:12:07.839
16	A	1:46.865	36.603	32.265	37.997	104.2	2:13:54.704
17	A	1:24.100	28.657	24.816	30.627	132.4	2:15:18.804
18	A	1:40.694	34.488	27.717	38.489	110.6	2:16:59.498
19	A	1:31.293	29.151	25.147	36.995	122.0	2:18:30.791
20	A	29:15.544	...	30.098	47.634	6.3	2:47:46.335
21	A	1:24.341	29.036	24.898	30.407	132.1	2:49:10.676
22	A	1:56.783	39.299	38.958	38.526	95.4	2:51:07.459
23	A	1:26.005	29.489	25.179	31.337	129.5	2:52:33.464
24	A	1:25.569	29.606	25.058	30.905	130.2	2:53:59.033
25	A	1:46.456	38.582	33.867	34.007	104.6	2:55:45.489
26	A	1:25.780	29.548	25.139	31.093	129.8	2:57:11.269
27	A	1:46.368	35.788	33.149	37.431	104.7	2:58:57.637
28	A	1:25.439	29.013	25.232	31.194	130.4	3:00:23.076

6		Neel Jani					CHE
Dragon Racing		Penske EV-2					
1	A	2:45.371	1:29.466	31.527	44.378	67.4	2:45.371
2	A	1:32.786	30.229	28.161	34.396	120.0	4:18.157

7		Jerome D'Ambrosio					BEL
Dragon Racing		Penske EV-2					
1	B	1:55.872	47.173	31.089	37.610	96.1	1:55.872
2	B	1:35.514	34.607	28.886	32.021	116.6	3:31.386
3	B	1:26.001	29.638	25.451	30.912	129.5	4:57.387
4	B	1:29.721	29.268	25.653	34.800	124.1	6:27.108
5	A	12:29.183	...	29.282	34.838	14.9	18:56.291
6	A	1:34.359	32.777	28.388	33.194	118.0	20:30.650
7	A	1:22.982	28.486	24.735	29.761	134.2	21:53.632
8	A	1:32.141	31.888	26.102	34.151	120.9	23:25.773
9	B	29:02.922	...	26.784	32.603	6.4	52:28.695
10	B	1:27.190	30.252	25.610	31.328	127.7	53:55.885
11	B	1:26.745	29.590	25.604	31.551	128.4	55:22.630
12	B	1:26.676	29.581	25.598	31.497	128.5	56:49.306
13	B	1:26.649	29.446	25.614	31.589	128.5	58:15.955
14	B	1:44.944	29.544	25.415	49.985	106.1	1:00:00.899
15	A	33:34.924	...	27.259	31.979	5.5	1:33:35.823
16	A	1:23.902	28.753	24.866	30.283	132.8	1:34:59.725
17	A	1:29.278	30.475	25.318	33.485	124.8	1:36:29.003
18	A	14:09.613	...	28.241	33.848	13.1	1:50:38.616
19	A	1:24.062	28.720	25.073	30.269	132.5	1:52:02.678
20	A	1:28.689	29.416	26.183	33.090	125.6	1:53:31.367
21	A	18:32.989	...	28.934	33.942	10.0	2:12:04.356
22	A	1:39.659	36.134	29.549	33.976	111.8	2:13:44.015
23	A	1:24.858	29.035	25.301	30.522	131.3	2:15:08.873
24	A	1:30.055	29.319	25.434	35.302	123.7	2:16:38.928
25	B	24:23.583	...	28.573	34.298	7.6	2:41:02.511
26	B	1:24.100	28.798	24.968	30.334	132.4	2:42:26.611
27	B	1:37.470	29.064	27.215	41.191	114.3	2:44:04.081
28	B	2:08.520	1:07.096	28.249	33.175	86.7	2:46:12.601
29	B	1:24.932	28.854	25.234	30.844	131.1	2:47:37.533



FIA Formula E Championship Valencia Testing Test session 5

Analysis

Official Timekeeper **TAGHeuer**

■ Personal Best ■ Session Best B Crossing the finish line in pit lane

Lap	C	Time	Sector 1	Sector 2	Sector 3	Kph	Elapsed
30	B	1:26.053	29.116	25.724	31.213	129.4	2:49:03.586
31	B	1:27.783	29.071	25.614	33.098	126.9	2:50:31.369

8	Nicolas Prost			FRA		
	Renault e.Dams			Renault Z.E. 17		

Lap	C	Time	Sector 1	Sector 2	Sector 3	Kph	Elapsed
1	B	2:39.485	1:32.558	28.717	38.210	69.8	2:39.485
2	A	5:14.811	4:14.343	27.508	32.960	35.4	7:54.296
3	A	1:33.296	29.791	25.382	38.123	119.4	9:27.592
4	A	5:27.281	4:26.802	27.539	32.940	34.0	14:54.873
5	A	2:08.903	29.137	55.697	44.069	86.4	17:03.776
6	A	1:23.385	28.414	24.972	29.999	133.6	18:27.161
7	A	1:36.006	33.229	26.763	36.014	116.0	20:03.167
8	B	4:46.949	3:48.144	25.703	33.102	38.8	24:50.116
9	B	1:23.692	28.741	24.825	30.126	133.1	26:13.808
10	B	1:37.559	37.839	27.923	31.797	114.2	27:51.367
11	B	1:30.434	28.737	25.748	35.949	123.2	29:21.801
12	A	5:12.831	4:14.603	25.738	32.490	35.6	34:34.632
13	A	1:23.519	28.545	24.878	30.096	133.4	35:58.151
14	A	1:33.112	31.948	26.348	34.816	119.6	37:31.263
15	A	16:39.711	...	26.518	33.670	11.1	54:10.974
16	A	1:30.517	28.513	24.939	37.065	123.1	55:41.491
17	B	33:53.180	...	33.090	35.544	5.5	1:29:34.671
18	B	1:22.383	28.286	24.505	29.592	135.2	1:30:57.054
19	B	1:48.824	42.072	29.357	37.395	102.4	1:32:45.878
20	B	6:47.563	5:47.122	27.439	33.002	27.3	1:39:33.441
21	B	1:29.603	28.453	25.040	36.110	124.3	1:41:03.044
22	B	3:45.871	1:17.960	1:07.227	1:20.684	49.3	1:44:48.915
23	A	34:38.431	...	26.702	32.566	5.4	2:19:27.346
24	A	1:29.349	30.673	26.369	32.307	124.7	2:20:56.695
25	A	1:22.649	28.185	24.729	29.735	134.8	2:22:19.344
26	A	1:42.423	35.086	28.557	38.780	108.7	2:24:01.767
27	A	9:22.022	8:25.174	25.495	31.353	19.8	2:33:23.789
28	A	1:27.409	29.738	25.707	31.964	127.4	2:34:51.198
29	A	1:27.638	29.470	25.674	32.494	127.1	2:36:18.836
30	A	1:27.462	29.844	25.743	31.875	127.4	2:37:46.298
31	A	1:27.347	29.765	25.863	31.719	127.5	2:39:13.645
32	A	1:27.456	29.570	25.881	32.005	127.4	2:40:41.101
33	A	1:27.977	29.675	25.880	32.422	126.6	2:42:09.078
34	A	1:27.466	29.901	25.883	31.682	127.3	2:43:36.544
35	A	1:28.123	29.735	26.002	32.386	126.4	2:45:04.667
36	A	1:29.065	30.291	26.134	32.640	125.1	2:46:33.732
37	A	1:35.284	30.420	26.432	38.432	116.9	2:48:09.016
38	B	5:44.106	4:32.506	28.488	43.112	32.4	2:53:53.122
39	B	1:33.456	32.032	28.067	33.357	119.2	2:55:26.578
40	B	1:23.619	28.719	24.819	30.081	133.2	2:56:50.197
41	B	1:34.555	32.009	25.901	36.645	117.8	2:58:24.752

9	Sebastien Buemi			CHE		
	Renault e.Dams			Renault Z.E. 17		

Lap	C	Time	Sector 1	Sector 2	Sector 3	Kph	Elapsed
1	B	1:55.869	41.356	33.718	40.795	96.1	1:55.869
2	B	5:49.423	4:44.384	30.358	34.681	31.9	7:45.292
3	B	1:55.277	42.897	35.273	37.107	96.6	9:40.569
4	B	1:24.318	28.937	24.975	30.406	132.1	11:04.887
5	B	2:17.541	48.917	45.606	43.018	81.0	13:22.428
6	B	1:23.756	28.612	24.927	30.217	133.0	14:46.184
7	B	2:07.930	39.102	47.076	41.752	87.1	16:54.114
8	B	7:48.128	6:38.323	36.322	33.483	23.8	24:42.242


Lap	C	Time	Sector 1	Sector 2	Sector 3	Kph	Elapsed
9	B	2:01.455	47.546	36.180	37.729	91.7	2:01.455
10	B	1:24.362	28.847	24.953	30.562	132.0	2:28:08.059
11	B	2:11.771	47.081	38.015	46.675	84.5	30:19.830
12	B	28:37.729	...	35.381	37.445	6.5	58:57.559
13	B	1:23.275	28.585	24.712	29.978	133.8	1:00:20.834
14	B	2:10.790	45.075	36.217	49.498	85.2	1:02:31.624
15	A	31:28.503	...	39.014	43.271	5.9	1:34:00.127
16	A	1:49.703	36.765	33.593	39.345	101.5	1:35:49.830
17	A	1:22.253	27.966	24.558	29.729	135.4	1:37:12.083
18	A	1:56.809	43.379	34.563	38.867	95.4	1:39:08.892
19	B	37:58.531	...	31.703	41.142	4.9	2:17:07.423
20	B	1:22.247	28.169	24.446	29.632	135.4	2:18:29.670
21	B	2:04.190	43.814	32.950	47.426	89.7	2:20:33.860
22	B	33:07.515	...	33.931	33.954	5.6	2:53:41.375
23	B	1:23.240	28.546	24.662	30.032	133.8	2:55:04.615
24	B	1:55.619	40.675	34.937	40.007	96.3	2:57:00.234

16	Oliver Turvey			GBR		
	NIO Formula E Team			NextEV NIO Sport 003		

Lap	C	Time	Sector 1	Sector 2	Sector 3	Kph	Elapsed
1	A	2:11.690	57.880	32.800	41.010	84.6	2:11.690
2	B	9:39.896	8:31.236	30.730	37.930	19.2	11:51.586
3	A	20:27.017	...	28.223	35.147	9.1	32:18.603
4	A	1:24.747	29.105	25.125	30.517	131.4	33:43.350
5	A	1:24.200	28.726	25.127	30.347	132.3	35:07.550
6	A	1:40.913	31.319	31.146	38.448	110.4	36:48.463
7	A	1:23.539	28.476	25.031	30.032	133.3	38:12.002
8	A	1:29.806	28.841	25.340	35.625	124.0	39:41.808
9	B	26:54.528	...	30.129	35.376	6.9	1:06:36.336
10	B	1:28.618	29.830	26.425	32.363	125.7	1:08:04.954
11	B	1:21.822	27.810	24.598	29.414	136.1	1:09:26.776
12	B	1:34.493	32.841	26.685	34.967	117.9	1:11:01.269
13	A	01:59.264	...	29.681	35.096	3.0	2:13:00.533
14	A	1:39.763	31.142	31.375	37.246	111.6	2:14:40.296
15	A	1:22.357	28.029	24.699	29.629	135.2	2:16:02.653
16	A	1:34.262	31.712	26.914	35.636	118.2	2:17:36.915
17	B	15:17.460	...	29.516	32.227	12.1	2:32:54.375
18	B	1:27.898	30.122	25.926	31.850	126.7	2:34:22.273
19	B	1:29.022	31.097	25.818	32.107	125.1	2:35:51.295
20	B	1:27.833	30.069	25.828	31.936	126.8	2:37:19.128
21	B	1:27.561	29.857	25.754	31.950	127.2	2:38:46.689
22	B	1:27.344	29.754	25.674	31.916	127.5	2:40:14.033
23	B	1:27.697	29.946	25.782	31.969	127.0	2:41:41.730
24	B	1:28.095	30.174	25.827	32.094	126.4	2:43:09.825
25	B	1:28.051	30.011	25.752	32.288	126.5	2:44:37.876
26	B	1:29.860	30.971	26.429	32.460	124.0	2:46:07.736
27	B	1:28.398	29.972	25.979	32.447	126.0	2:47:36.134
28	B	1:28.658	29.881	25.908	32.869	125.6	2:49:04.792
29	B	1:28.541	30.172	26.012	32.357	125.8	2:50:33.333
30	B	1:28.826	30.276	25.990	32.560	125.4	2:52:02.159
31	B	1:29.218	30.386	26.097	32.735	124.8	2:53:31.377
32	B	1:38.572	31.946	27.050	39.576	113.0	2:55:09.949

18	Andre Lotterer			DEU		
	TECHEETAH			Renault Z.E. 17		

Lap	C	Time	Sector 1	Sector 2	Sector 3	Kph	Elapsed
1	A	2:30.097	1:17.931	35.681	36.485	74.2	2:30.097
2	A	1:25.779	29.700	25.436	30.643	129.8	3:55.876
3	A	1:59.695	38.944	36.440	44.311	93.1	5:55.571



FIA Formula E Championship

Valencia Testing

Test session 5

Analysis

Official Timekeeper TAGHeuer

■ Personal Best ■ Session Best ■ Crossing the finish line in pit lane

Lap	C	Time	Sector 1	Sector 2	Sector 3	Kph	Elapsed
4	A	1:24.874	29.140	25.174	30.560	131.2	7:20.445
5	A	1:31.660	B	30.374	25.650	35.636	121.5 8:52.105
6	A	18:25.107	...	34.250	37.299	10.1	27:17.212
7	A	1:24.590	29.207	24.874	30.509	131.7	28:41.802
8	A	1:24.833	29.440	24.975	30.418	131.3	30:06.635
9	A	1:24.832	29.098	25.141	30.593	131.3	31:31.467
10	A	1:30.524	B	30.172	25.708	34.644	123.0 33:01.991
11	B	23:10.836	...	32.712	37.473	8.0	56:12.827
12	B	1:24.172	29.104	24.963	30.105	132.3	57:36.999
13	B	1:24.269	28.786	132.2	59:01.268
14	B	1:25.068	29.311	25.196	30.561	130.9	1:00:26.336
15	B	1:29.815	B	30.222	25.624	33.969	124.0 1:01:56.151
16	B	50:13.076	...	26.376	33.034	3.7	1:52:09.227
17	B	1:24.355	28.788	24.980	30.587	132.0	1:53:33.582
18	B	1:28.883	30.256	25.524	33.103	125.3	1:55:02.465
19	B	1:28.511	30.168	25.600	32.743	125.8	1:56:30.976
20	B	1:30.567	B	30.213	25.763	34.591	123.0 1:58:01.543
21	A	23:44.022	...	25.990	32.254	7.8	2:21:45.565
22	A	1:28.107	30.306	25.811	31.990	126.4	2:23:13.672
23	A	1:27.764	30.169	25.659	31.936	126.9	2:24:41.436
24	A	1:28.755	30.278	26.154	32.323	125.5	2:26:10.191
25	A	1:27.898	30.172	25.632	32.094	126.7	2:27:38.089
26	A	1:27.666	30.121	25.734	31.811	127.1	2:29:05.755
27	A	1:27.615	30.039	25.699	31.877	127.1	2:30:33.370
28	A	1:29.561	29.886	27.162	32.513	124.4	2:32:02.931
29	A	1:27.806	29.977	25.743	32.086	126.9	2:33:30.737
30	A	1:28.102	30.328	25.861	31.913	126.4	2:34:58.839
31	A	1:28.491	30.380	26.205	31.906	125.9	2:36:27.330
32	A	1:27.626	30.018	25.703	31.905	127.1	2:37:54.956
33	A	1:28.101	30.487	25.787	31.827	126.4	2:39:23.057
34	A	1:27.524	30.061	25.687	31.776	127.3	2:40:50.581
35	A	1:27.632	30.113	25.730	31.789	127.1	2:42:18.213
36	A	1:29.234	B	30.008	26.089	33.137	124.8 2:43:47.447

19 Felix Rosenqvist		SWE		
Lap	C	Time	Elapsed	
Mahindra Racing Mahindra M4Electro				
1	B	1:57.950	B 42.955 94.4 1:57.950	
2	B	9:04.837	8:03.097 20.4 11:02.787	
3	B	1:31.667	32.725 style="color: green;">27.245 style="color: green;">31.697 121.5 12:34.454	
4	B	1:24.077	28.550 132.5 13:58.531	
5	B	2:25.797	50.917 76.4 16:24.328	
6	B	1:29.360	B 28.636 124.6 17:53.688	
7	B	46:20.208	...	4.0 1:04:13.896
8	B	1:23.434	28.552 133.5 1:05:37.330	
9	B	1:43.552	B 35.495 30.651 37.406 107.6 1:07:20.882	
10	B	34:49.410	B ... 40.729 1:18.939 5.3 1:42:10.292	
11	B	12:44.749	...	14.6 1:54:55.041
12	B	1:31.077	32.192 122.3 1:56:26.118	
13	B	1:22.120 style="color: green;">27.800	135.6 1:57:48.238	
14	B	3:32.514	B 1:08.005 1:05.439 1:19.070 52.4 2:01:20.752	
15	B	34:49.705	...	5.3 2:36:10.457
16	B	1:27.136	29.986 127.8 2:37:37.593	
17	B	1:27.930	30.319 126.7 2:39:05.523	
18	B	1:27.997	30.481 126.6 2:40:33.520	
19	B	1:28.073	30.441 126.5 2:42:01.593	
20	B	1:28.177	30.525 126.3 2:43:29.770	
21	B	1:31.561	30.494 121.7 2:45:01.331	
22	B	2:09.837	B 46.276 35.580 47.981 85.8 2:47:11.168	

20 Mitch Evans		NZL		
Lap	C	Time	Elapsed	
Panasonic Jaguar Racing Jaguar I-Type II				
1	B	2:08.669	B 56.438 33.223 39.008 86.6 2:08.669	
2	B	6:44.370	5:35.340 32.486 36.544 27.5 8:53.039	
3	B	1:24.553	29.005 25.130 30.418 131.7 10:17.592	
4	B	1:24.821	28.862 25.292 30.667 131.3 11:42.413	
5	B	1:35.002	B 29.318 28.113 37.571 117.2 13:17.415	
6	A	10:18.354	9:03.592 35.910 38.852 18.0 23:35.769	
7	A	1:24.438	28.979 25.281 30.178 131.9 25:00.207	
8	A	1:24.506	28.790 25.232 30.484 131.8 26:24.713	
9	A	1:35.389	B 32.374 26.475 36.540 116.8 28:00.102	
10	B	29:12.330	...	32.991 35.869 6.4 57:12.432
11	B	1:55.050	39.129 39.022 36.899 96.8 59:07.482	
12	B	1:47.784	B 30.058 37.204 40.522 103.3 1:00:55.266	
13	A	13:02.449	...	35.875 37.967 14.2 1:13:57.715
14	A	1:23.104	28.418 24.808 29.878 134.0 1:15:20.819	
15	A	1:45.533	B 36.608 30.644 38.281 105.5 1:17:06.352	
16	B	36:43.622	...	39.091 38.648 5.1 1:53:49.974
17	B	1:22.728 style="color: green;">28.189 style="color: green;">24.776 style="color: green;">29.763	134.6 1:55:12.702	
18	B	1:42.218	B 33.712 30.987 37.519 109.0 1:56:54.920	
19	B	19:00.203	...	34.470 40.676 9.8 2:15:55.123
20	B	1:24.038	28.843 25.039 30.156 132.5 2:17:19.161	
21	B	1:44.778	B 35.522 32.125 37.131 106.3 2:19:03.939	
22	A	6:17.904	5:07.786 33.718 36.400 29.5 2:25:21.843	
23	A	1:24.266	29.001 25.077 30.188 132.2 2:26:46.109	
24	A	1:47.583	B 35.664 31.200 40.719 103.5 2:28:33.692	
25	B	19:45.292	...	35.265 38.618 9.4 2:48:18.984
26	B	1:43.889	35.626 33.150 35.113 107.2 2:50:02.873	
27	B	1:26.352	30.940 25.076 30.336 129.0 2:51:29.225	
28	B	1:45.250	B 35.077 30.090 40.083 105.8 2:53:14.475	
29	B	2:07.783	B 59.599 30.237 37.947 87.2 2:55:22.258	


23 Daniel Juncadella		ESP		
Lap	C	Time	Elapsed	
Mahindra Racing Mahindra M4Electro				
1	B	3:11.500	2:06.624 58.2 3:11.500	
2	B	1:37.751	B 32.452 27.002 38.297 113.9 4:49.251	
3	B	9:49.584	8:46.109 29.047 34.428 18.9 14:38.835	
4	B	1:58.893	30.895 45.245 42.753 93.7 16:37.728	
5	B	1:27.366	30.161 127.5 18:05.094	
6	B	1:26.826	29.779 128.3 19:31.920	
7	B	1:36.905	B 31.406 27.552 37.947 114.9 21:08.825	
8	B	43:46.616	...	4.2 1:04:55.441
9	B	1:25.279	29.356 130.6 1:06:20.720	
10	B	1:50.803	35.512 32.865 42.426 100.5 1:08:11.523	
11	B	1:24.938	29.039 131.1 1:09:36.461	
12	B	1:48.109	B 33.844 31.448 42.817 103.0 1:11:24.570	
13	B	46:57.397	B ... 35.462 47.311 4.0 1:58:21.967	
14	B	16:42.846	...	32.271 38.040 11.1 2:15:04.813
15	B	1:27.636	29.050 127.1 2:16:32.449	
16	B	1:42.296	34.795 31.222 36.279 108.9 2:18:14.745	
17	B	1:25.183	29.019 style="color: green;">25.414 style="color: green;">30.750	130.8 2:19:39.928
18	B	1:43.250	B 32.510 30.255 40.485 107.9 2:21:23.178	
19	B	26:49.303	...	6.9 2:48:12.481
20	B	1:27.987	30.342 126.6 2:49:40.468	
21	B	1:27.760	30.137 126.9 2:51:08.228	
22	B	1:28.576	30.292 125.7 2:52:36.804	

Global Partner

Official Partners

Julius Bär





FIA Formula E Championship

Valencia Testing

Test session 5

Analysis

Official Timekeeper TAG Heuer

■ Personal Best ■ Session Best ■ B Crossing the finish line in pit lane

Lap	C	Time	Sector 1	Sector 2	Sector 3	Kph	Elapsed	Lap	Time	Sector 1	Sector 2	Sector 3	Kph	Elapsed	
23	B	1:28.656	30.231			125.6	2:54:05.460	12	A	1:36.503 B	33.244	30.470	32.789	115.4	43:41.939
24	B	1:28.353	30.357			126.1	2:55:33.813	13	B	23:46.580	...	38.903	41.381	7.8	1:07:28.519
25	B	1:28.299	30.215			126.1	2:57:02.112	14	B	1:53.019	38.746	34.614	39.659	98.6	1:09:21.538
26	B	1:29.274	31.236			124.8	2:58:31.386	15	B	1:25.041	29.136	25.314	30.591	131.0	1:10:46.579
27	B	1:28.249	30.372			126.2	2:59:59.635	16	B	1:33.030 B	33.157	26.537	33.336	119.7	1:12:19.609
28	B	1:28.453	30.343			125.9	3:01:28.088	17	A	40:43.055	...	39.588	42.505	4.6	1:53:02.664

25 **Jean Eric Vergne** FRA
 TECHETAH Renault Z.E. 17


1	A	2:23.633	1:10.151	36.561	36.921	77.5	2:23.633
2	A	1:25.915	29.613	25.441	30.861	129.6	3:49.548
3	A	1:35.028	28.871	26.965	39.192	117.2	5:24.576
4	A	1:24.147	28.804	25.000	30.343	132.4	6:48.723
5	A	1:33.057 B	32.130	26.123	34.804	119.7	8:21.780
6	B	8:34.316	6:36.129	50.333	1:07.854	21.7	16:56.096
7	B	1:42.844	34.753	29.482	38.609	108.3	18:38.940
8	B	1:23.917	28.842	24.831	30.244	132.7	20:02.857
9	B	1:40.370	32.378	31.758	36.234	111.0	21:43.227
10	B	1:27.140	29.703	25.379	32.058	127.8	23:10.367
11	B	1:27.080	29.753	25.606	31.721	127.9	24:37.447
12	B	1:32.232 B	32.313	26.110	33.809	120.8	26:09.679
13	A	31:42.587	...	32.257	37.637	5.9	57:52.266
14	A	1:34.637	32.783	26.714	35.140	117.7	59:26.903
15	A	1:22.233	27.834	24.750	29.649	135.4	1:00:49.136
16	A	1:36.920 B	36.482	25.258	35.180	114.9	1:02:26.056
17	A	21:18.102	...	26.959	34.473	8.7	1:23:44.158
18	A	1:23.780	28.905	24.729	30.146	132.9	1:25:07.938
19	A	1:36.392	35.295	26.187	34.910	115.6	1:26:44.330
20	A	1:23.612	28.579	24.863	30.170	133.2	1:28:07.942
21	A	1:31.087 B	30.575	26.415	34.097	122.3	1:29:39.029
22	B	24:26.862	...	32.054	51.922	7.6	1:54:05.891
23	B	1:22.078	27.918	24.395	29.765	135.7	1:55:27.969
24	B	1:51.626	41.300	32.427	37.899	99.8	1:57:19.595
25	A	32:28.113	...	30.299	35.639	5.7	2:29:47.708
26	A	1:38.436	32.321	30.327	35.788	113.2	2:31:26.144
27	A	1:22.834	27.983	24.671	30.180	134.5	2:32:48.978
28	A	1:41.527	37.695	30.121	33.711	109.7	2:34:30.505
29	A	1:29.469	30.282	25.619	33.568	124.5	2:35:59.974
30	A	1:31.925	32.703	25.933	33.289	121.2	2:37:31.899
31	A	1:27.414	30.300	25.379	31.735	127.4	2:38:59.313
32	A	1:26.779	29.691	25.595	31.493	128.4	2:40:26.092
33	A	1:27.121	29.906	25.441	31.774	127.8	2:41:53.213
34	A	1:33.021 B	33.619	25.962	33.440	119.7	2:43:26.234

27 **Tom Blomqvist** GBR
 Andretti Formula E Andretti ATEC-04

1	B	2:41.709	1:21.355	37.756	42.598	68.9	2:41.709
2	B	1:51.198	38.376	37.035	35.787	100.2	4:32.907
3	B	1:25.305	28.921	25.628	30.756	130.6	5:58.212
4	B	1:38.436 B	33.324	26.750	38.362	113.2	7:36.648
5	A	10:09.492	8:48.728	39.142	41.622	18.3	17:46.140
6	A	1:54.443	37.702	36.825	39.916	97.3	19:40.583
7	A	1:24.133	28.656	25.167	30.310	132.4	21:04.716
8	A	1:36.098 B	32.062	29.505	34.531	115.9	22:40.814
9	A	16:06.836	...	34.595	41.048	11.5	38:47.650
10	A	1:53.192	41.354	35.031	36.807	98.4	40:40.842
11	A	1:24.594	28.921	25.215	30.458	131.7	42:05.436

28 **Antonio Felix Da Costa** PRT
 Andretti Formula E Andretti ATEC-03

1	A	2:02.871	52.656	31.481	38.734	90.7	2:02.871
2	A	1:38.381	33.975	30.127	34.279	113.2	3:41.252
3	A	1:26.104	29.591	25.731	30.782	129.4	5:07.356
4	A	1:50.508	39.825	36.476	34.207	100.8	6:57.864
5	A	1:25.963	29.375	25.505	31.083	129.6	8:23.827
6	A	1:27.783 B	29.394	25.431	32.958	126.9	9:51.610
7	B	7:40.102	6:26.645	33.162	40.295	24.2	17:31.712
8	B	1:47.205	37.867	33.941	35.397	103.9	19:18.917
9	B	1:25.316	29.390	25.257	30.669	130.6	20:44.233
10	B	1:59.907	45.194	40.051	34.662	92.9	22:44.140
11	B	1:24.726	29.006	25.060	30.660	131.5	24:08.866
12	B	1:28.192 B	29.694	25.402	33.096	126.3	25:37.058
13	A	26:21.010	...	33.201	39.263	7.0	51:58.068
14	A	1:45.025	36.484	33.115	35.426	106.1	53:43.093
15	A	1:24.559	28.899	25.341	30.319	131.7	55:07.652
16	A	1:53.857	40.464	37.444	35.949	97.8	57:01.509
17	A	1:24.663	28.877	25.448	30.338	131.6	58:26.172
18	A	1:30.155 B	30.877	26.017	33.261	123.5	59:56.327
19	B	29:23.947	...	32.968	37.338	6.3	1:29:20.274
20	B	1:47.078	37.006	34.315	35.757	104.0	1:31:07.352
21	B	1:23.695	28.376	25.179	30.140	133.1	1:32:31.047
22	B	1:28.027 B	30.139	25.206	32.682	126.5	1:33:59.074
23	A	21:32.717	...	33.883	39.050	8.6	1:55:31.791
24	A	1:45.624	36.768	34.177	34.679	105.5	1:57:17.415
25	A	1:24.190	29.006	24.968	30.216	132.3	1:58:41.605
26	A	2:51.269 B	57.105	46.241	1:07.923	65.0	2:01:32.874
27	B	42:49.227	...	37.809	39.340	4.3	2:44:22.101
28	B	1:43.853	36.887	32.991	33.975	107.3	2:46:05.954
29	B	1:23.290	28.613	24.775	29.902	133.7	2:47:29.244
30	B	2:00.771	43.498	42.779	34.494	92.2	2:49:30.015



FIA Formula E Championship

Valencia Testing

Test session 5

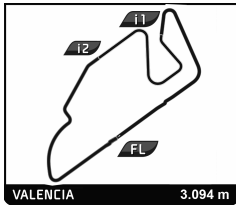
Analysis

Official Timekeeper TAGHeuer

■ Personal Best ■ Session Best ■ Crossing the finish line in pit lane

Lap	C	Time	Sector 1	Sector 2	Sector 3	Kph	Elapsed	Lap	Time	Sector 1	Sector 2	Sector 3	Kph	Elapsed
31	B	1:31.283	33.693	25.252	32.338	122.0	2:51:01.298	11	B	1:23.094	28.454	24.821	29.819	134.0 33:08.709
32	B	1:54.134	43.973	36.314	33.847	97.6	2:52:55.432	12	B	1:29.843 B	30.579	25.664	33.600	124.0 34:38.552
33	B	1:26.289	29.842	25.387	31.060	129.1	2:54:21.721	13	A	22:51.372	...	34.329	37.956	8.1 57:29.924
34	B	1:27.583 B	29.555	25.701	32.327	127.2	2:55:49.304	14	A	1:48.172	38.760	32.482	36.930	103.0 59:18.096
36 Alex Lynn GBR DS Virgin Racing DS Virgin DSV-03								15	A	1:21.946	27.699	24.754	29.493	135.9 1:00:40.042
1	A	1:54.110	43.079	32.804	38.227	97.6	1:54.110	16	A	1:42.526 B	35.021	31.621	35.884	108.6 1:02:22.568
2	A	1:40.981	33.946	28.529	38.506	110.3	3:35.091	17	B	17:37.313	...	36.042	41.904	10.5 1:19:59.881
3	A	1:25.524	29.304	25.528	30.692	130.2	5:00.615	18	B	1:42.635	35.458	31.311	35.866	108.5 1:21:42.516
4	A	1:32.587 B	30.509	25.879	36.199	120.3	6:33.202	19	B	1:22.178	27.808	24.786	29.584	135.5 1:23:04.694
5	B	24:51.463	...	30.374	37.885	7.5	31:24.665	20	B	1:34.145 B	34.483	26.433	33.229	118.3 1:24:38.839
6	B	1:37.856	33.281	28.889	35.686	113.8	33:02.521	21	A	11:34.955	...	31.888	40.827	16.0 1:36:13.794
7	B	1:22.267	27.965	24.688	29.614	135.4	34:24.788	22	A	1:23.962	28.840	25.039	30.083	132.7 1:37:37.756
8	B	1:39.390 B	34.723	27.802	36.865	112.1	36:04.178	23	A	1:33.402 B	31.712	27.289	34.401	119.3 1:39:11.158
9	B	16:47.636	...	26.686	32.996	2.4	1:52:51.814	24	B	37:26.004	...	26.362	31.686	5.0 2:16:37.162
10	B	1:27.365	29.840	25.859	31.666	127.5	1:54:19.179	25	B	1:27.038	29.582	26.047	31.409	128.0 2:18:04.200
11	B	1:27.215	29.773	25.889	31.553	127.7	1:55:46.394	26	B	1:26.881	29.715	25.913	31.253	128.2 2:19:31.081
12	B	1:27.457	29.764	25.886	31.807	127.4	1:57:13.851	27	B	1:27.069	29.540	25.891	31.638	127.9 2:20:58.150
13	B	1:30.094 B	29.557	26.151	34.386	123.6	1:58:43.945	28	B	1:28.007 B	29.392	25.738	32.877	126.6 2:22:26.157
14	A	17:16.107	...	25.998	32.252	10.8	2:16:00.052	29	A	20:16.972	...	25.660	31.289	9.2 2:42:43.129
15	A	1:27.125	29.931	25.746	31.448	127.8	2:17:27.177	30	A	1:26.297	29.402	25.689	31.206	129.1 2:44:09.426
16	A	1:27.141	29.884	25.696	31.561	127.8	2:18:54.318	31	A	1:26.021	29.335	25.465	31.221	129.5 2:45:35.447
17	A	1:27.722	29.964	26.071	31.687	127.0	2:20:22.040	32	A	1:25.764	29.159	25.515	31.090	129.9 2:47:01.211
18	A	1:27.406	29.902	25.906	31.598	127.4	2:21:49.446	33	A	1:26.107	29.221	25.608	31.278	129.4 2:48:27.318
19	A	1:27.515	29.936	25.957	31.622	127.3	2:23:16.961	34	A	1:25.905	29.217	25.676	31.012	129.7 2:49:53.223
20	A	1:27.409	29.944	25.895	31.570	127.4	2:24:44.370	35	A	1:25.771	29.184	25.449	31.138	129.9 2:51:18.994
21	A	1:27.687	29.788	25.839	32.060	127.0	2:26:12.057	36	A	1:25.667	29.131	25.440	31.096	130.0 2:52:44.661
22	A	1:27.181	29.911	25.792	31.478	127.8	2:27:39.238	37	A	1:25.881	29.200	25.569	31.112	129.7 2:54:10.542
23	A	1:27.559	29.679	25.895	31.985	127.2	2:29:06.797	38	A	1:25.765	29.210	25.586	30.969	129.9 2:55:36.307
24	A	1:27.267	29.620	25.738	31.909	127.6	2:30:34.064	39	A	1:26.308	29.438	25.471	31.399	129.1 2:57:02.615
25	A	1:27.917	29.760	26.153	32.004	126.7	2:32:01.981	40	A	1:27.420	30.479	25.647	31.294	127.4 2:58:30.035
26	A	1:28.042	29.905	26.066	32.071	126.5	2:33:30.023	41	A	1:26.506	29.425	25.625	31.456	128.8 2:59:56.541
27	A	1:28.227	30.047	26.098	32.082	126.2	2:34:58.250	42	A	1:26.883	29.315	25.703	31.865	128.2 3:01:23.424
28	A	1:31.222 B	30.621	26.128	34.473	122.1	2:36:29.472	68 Luca Filippi ITA NIO Formula E Team NextEV NIO Sport 003						
29	B	12:51.612	...	25.998	31.903	14.4	2:49:21.084	1	A	2:20.538 B	1:06.764	31.242	42.532	79.3 2:20.538
30	B	1:26.836	29.667	25.725	31.444	128.3	2:50:47.920	2	B	7:53.710 B	6:45.007	30.610	38.093	23.5 10:14.248
31	B	1:26.917	29.866	25.650	31.401	128.1	2:52:14.837	3	A	12:34.074	...	29.616	36.462	14.8 22:48.322
32	B	1:27.127	29.617	25.684	31.826	127.8	2:53:41.964	4	A	1:31.364 B	29.918	25.877	35.569	121.9 24:19.686
33	B	1:27.115	29.703	26.053	31.359	127.9	2:55:09.079	5	A	11:58.305	...	27.953	34.289	15.5 36:17.991
34	B	1:26.920	29.791	25.704	31.425	128.1	2:56:35.999	6	A	1:25.552	29.207	25.186	31.159	130.2 37:43.543
35	B	1:26.967	29.610	25.857	31.500	128.1	2:58:02.966	7	A	1:25.236	29.195	25.400	30.641	130.7 39:08.779
36	B	1:26.960	29.699	25.718	31.543	128.1	2:59:29.926	8	A	1:25.956	28.885	25.573	31.498	129.6 40:34.735
37	B	1:27.571	29.893	26.169	31.509	127.2	3:00:57.497	9	A	1:27.039 B	28.965	25.493	32.581	128.0 42:01.774
66 Daniel Abt DEU Audi Sport ABT Schaeffler Audi e-tron FE04								10	B	15:18.546	...	27.624	33.467	12.1 57:20.320
1	B	1:51.107 B	43.787	31.647	35.673	100.2	1:51.107	11	B	1:24.635	28.919	25.265	30.451	131.6 58:44.955
2	A	2:36.541 B	1:33.109	29.231	34.201	71.2	4:27.648	12	B	1:24.806	28.766	25.439	30.601	131.3 1:00:09.761
3	B	2:42.443 B	1:36.337	28.203	37.903	68.6	7:10.091	13	B	1:25.045	28.781	25.312	30.952	131.0 1:01:34.806
4	A	2:53.251 B	1:38.498	36.229	38.524	64.3	10:03.342	14	B	1:32.364 B	30.181	27.683	34.500	120.6 1:03:07.170
5	A	6:39.213	5:10.435	50.044	38.734	27.9	16:42.555	15	B	20:20.633	...	25.766	34.729	9.1 1:23:27.803
6	A	1:40.853	34.230	33.487	33.136	110.4	18:23.408	16	B	1:24.354	28.705	25.135	30.514	132.0 1:24:52.157
7	A	1:23.503	28.437	25.015	30.051	133.4	19:46.911	17	B	1:26.600 B	28.826	25.231	32.543	128.6 1:26:18.757
8	A	1:29.094 B	30.763	25.284	33.047	125.0	21:16.005	18	A	10:41.461	9:34.655	30.441	36.365	17.4 1:37:00.218
9	B	8:45.855	7:37.534	31.473	36.848	21.2	30:01.860	19	A	1:30.526	31.923	27.372	31.231	123.0 1:38:30.744
10	B	1:43.755	36.756	32.074	34.925	107.4	31:45.615	20	A	1:22.487	27.739	24.857	29.891	135.0 1:39:53.231
								21	A	2:03.645 B	33.565	32.271	57.809	90.1 1:41:56.876
								22	B	06:48.756	...	26.406	32.068	2.8 2:48:45.632
								23	B	1:27.576	29.552	26.164	31.860	127.2 2:50:13.208





FIA Formula E Championship

Valencia Testing

Test session 5

Analysis

Official Timekeeper TAG Heuer

■ Personal Best ■ Session Best ■ B Crossing the finish line in pit lane

Lap	C	Time	Sector 1	Sector 2	Sector 3	Kph	Elapsed	Lap	Time	Sector 1	Sector 2	Sector 3	Kph	Elapsed
24	B	1:27.801	29.809	26.007	31.985	126.9	2:51:41.009							
25	B	1:27.558	29.831	25.805	31.922	127.2	2:53:08.567							
26	B	1:27.538	29.909	25.835	31.794	127.2	2:54:36.105							
27	B	1:27.187	29.696	25.834	31.657	127.8	2:56:03.292							
28	B	1:27.486	29.701	25.842	31.943	127.3	2:57:30.778							
29	B	1:28.115	29.728	26.254	32.133	126.4	2:58:58.893							
30	B	1:27.958	30.098	25.974	31.886	126.6	3:00:26.851							

Global Partner

Official Partners

