

# FIA Formula E Championship

## Valencia Testing

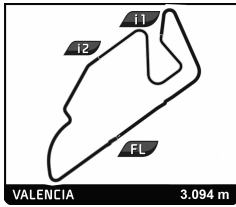
### Test session 6

## Analysis

Official Timekeeper TAGHeuer

Personal Best Session Best B Crossing the finish line in pit lane

Lap	C	Time	Sector 1	Sector 2	Sector 3	Kph	Elapsed	Lap	Time	Sector 1	Sector 2	Sector 3	Kph	Elapsed	
<b>1</b>		<b>Lucas Di Grassi</b>													BRA
		Audi Sport ABT Schaeffler													Audi e-tron FE04
1	A	9:47.009	8:49.666	25.966	31.377	19.0	9:47.009	10	A	1:27.088	29.653	25.690	31.745	127.9	1:22:58.184
2	A	1:25.802	29.100	25.451	31.251	129.8	11:12.811	11	A	1:27.148	29.734	25.816	31.598	127.8	1:24:25.332
3	A	1:25.605	29.130	25.441	31.034	130.1	12:38.416	12	A	1:27.136	29.646	25.796	31.694	127.8	1:25:52.468
4	A	1:25.731	29.266	25.527	30.938	129.9	14:04.147	13	A	1:27.019	29.619	25.743	31.657	128.0	1:27:19.487
5	A	1:57.321	59.592	25.789	31.940	94.9	16:01.468	14	A	1:26.158	29.002	25.700	31.456	129.3	1:28:45.645
6	A	1:27.633	29.698	25.938	31.997	127.1	17:29.101	15	A	1:26.979	29.607	25.759	31.613	128.1	1:30:12.624
7	A	1:28.180	29.925	26.180	32.075	126.3	18:57.281	16	A	1:27.126	29.695	25.791	31.640	127.8	1:31:39.750
8	A	1:27.597	29.810	25.899	31.888	127.2	20:24.878	17	A	1:27.525	29.776	25.837	31.912	127.3	1:33:07.275
9	A	1:27.807	29.880	26.050	31.877	126.9	21:52.685	18	A	1:29.015	30.335	25.979	32.701	125.1	1:34:36.290
10	A	1:39.790B	29.898	25.980	43.912	111.6	23:32.475	19	A	1:30.301B	30.154	26.047	34.100	123.3	1:36:06.591
11	A	4:12.864	3:14.435	25.961	32.468	44.0	27:45.339	20	B	44:44.736	...	26.208	32.142	4.1	2:20:51.327
12	A	1:27.296	29.763	25.846	31.687	127.6	29:12.635	21	B	1:27.200	29.880	25.648	31.672	127.7	2:22:18.527
13	A	1:27.323	29.711	25.899	31.713	127.6	30:39.958	22	B	1:26.466	29.542	25.526	31.398	128.8	2:23:44.993
14	A	1:27.213	29.846	25.900	31.467	127.7	32:07.171	23	B	1:26.465	29.614	25.548	31.303	128.8	2:25:11.458
15	A	1:27.409	29.797	25.904	31.708	127.4	33:34.580	24	B	1:26.797	29.645	25.624	31.528	128.3	2:26:38.255
16	A	1:27.334	29.674	25.846	31.814	127.5	35:01.914	25	B	1:26.774	29.716	25.668	31.390	128.4	2:28:05.029
17	A	1:29.923B	29.976	25.835	34.112	123.9	36:31.837	26	B	1:26.611	29.560	25.633	31.418	128.6	2:29:31.640
18	B	2:34.960	1:38.342	25.351	31.267	71.9	39:06.797	27	B	1:26.704	29.652	25.720	31.332	128.5	2:30:58.344
19	B	1:25.306	29.136	25.300	30.870	130.6	40:32.103	28	B	1:26.533	29.496	25.653	31.384	128.7	2:32:24.877
20	B	1:25.410	29.075	25.426	30.909	130.4	41:57.513	29	B	1:27.238	29.644	26.176	31.418	127.7	2:33:52.115
21	B	1:25.834	29.215	25.466	31.153	129.8	43:23.347	30	B	1:26.745	29.559	25.694	31.492	128.4	2:35:18.860
22	B	1:25.718	29.217	25.493	31.008	129.9	44:49.065	31	B	1:27.340	29.805	25.820	31.715	127.5	2:36:46.200
23	B	1:26.038	29.319	25.565	31.154	129.5	46:15.103	32	B	1:27.306	29.789	25.777	31.740	127.6	2:38:13.506
24	B	1:26.199	29.347	25.692	31.160	129.2	47:41.302	33	B	1:27.759	30.081	25.898	31.780	126.9	2:39:41.265
25	B	1:26.453	29.460	25.759	31.234	128.8	49:07.755	34	B	1:30.480B	30.140	26.125	34.215	123.1	2:41:11.745
26	B	1:26.397	29.444	25.744	31.209	128.9	50:34.152								
27	B	1:26.487	29.366	25.785	31.336	128.8	52:00.639								
28	B	1:26.711	29.478	25.877	31.356	128.5	53:27.350								
29	B	1:27.096	29.724	25.852	31.520	127.9	54:54.446								
30	B	1:27.299	29.888	25.812	31.599	127.6	56:21.745								
31	B	1:27.115	29.651	25.946	31.518	127.9	57:48.860								
32	B	1:33.199	29.800	25.830	37.569	119.5	59:22.059								
33	B	1:48.478B	39.435	31.173	37.870	102.7	1:01:10.537								
34	A	3:39:48.618	...	31.602	38.073	1.9	2:40:59.155								
35	A	1:54.740	37.041	33.350	44.349	97.1	2:42:53.895								
36	A	<b>1:22.328</b>	28.111	<b>24.642</b>	<b>29.575</b>	135.3	2:44:16.223								
37	A	1:42.463B	36.195	29.316	36.952	108.7	2:45:58.686								
38	B	1:28.595	...	30.257	35.705	16.2	2:57:27.281								
39	B	1:40.343	35.300	29.466	35.577	111.0	2:59:07.624								
40	B	1:33.099	28.111	24.688	40.300	119.6	3:00:40.723								
41	B	2:06.757	47.048	40.487	39.222	87.9	3:02:47.480								
42	B	1:27.826B	<b>28.058</b>	25.267	34.501	126.8	3:04:15.306								
<b>2</b>		<b>Sam Bird</b>													GBR
		DS Virgin Racing													DS Virgin DSV-03
1	B	3:28.935	2:09.491	38.712	40.732	53.3	3:28.935								
2	B	1:47.627	36.808	32.478	38.341	103.5	5:16.562								
3	B	<b>1:23.852</b>	<b>28.494</b>	<b>25.133</b>	<b>30.225</b>	132.8	6:40.414								
4	B	1:33.562B	31.338	26.806	35.418	119.0	8:13.976								
5	A	0:7:28.554	...	26.516	32.198	2.8	1:15:42.530								
6	A	1:27.225	30.006	25.623	31.596	127.7	1:17:09.755								
7	A	1:27.241	30.107	25.693	31.441	127.7	1:18:36.996								
8	A	1:26.909	29.750	25.690	31.469	128.2	1:20:03.905								
9	A	1:27.191	29.608	25.904	31.679	127.7	1:21:31.096								
10	A	1:27.088	29.653	25.690	31.745	127.9	1:22:58.184								
11	A	1:27.148	29.734	25.816	31.598	127.8	1:24:25.332								
12	A	1:27.136	29.646	25.796	31.694	127.8	1:25:52.468								
13	A	1:27.019	29.619	25.743	31.657	128.0	1:27:19.487								
14	A	1:26.158	29.002	25.700	31.456	129.3	1:28:45.645								
15	A	1:26.979	29.607	25.759	31.613	128.1	1:30:12.624								
16	A	1:27.126	29.695	25.791	31.640	127.8	1:31:39.750								
17	A	1:27.525	29.776	25.837	31.912	127.3	1:33:07.275								
18	A	1:29.015	30.335	25.979	32.701	125.1	1:34:36.290								
19	A	1:30.301B	30.154	26.047	34.100	123.3	1:36:06.591								
20	B	44:44.736	...	26.208	32.142	4.1	2:20:51.327								
21	B	1:27.200	29.880	25.648	31.672	127.7	2:22:18.527								
22	B	1:26.466	29.542	25.526	31.398	128.8	2:23:44.993								
23	B	1:26.465	29.614	25.548	31.303	128.8	2:25:11.458								
24	B	1:26.797	29.645	25.624	31.528	128.3	2:26:38.255								
25	B	1:26.774	29.716	25.668	31.390	128.4	2:28:05.029								
26	B	1:26.611	29.560	25.633	31.418	128.6	2:29:31.640								
27	B	1:26.704	29.652	25.720	31.332	128.5	2:30:58.344								
28	B	1:26.533	29.496	25.653	31.384	128.7	2:32:24.877								
29	B	1:27.238	29.644	26.176	31.418	127.7	2:33:52.115								
30	B	1:26.745	29.559	25.694	31.492	128.4	2:35:18.860								
31	B	1:27.340	29.805	25.820	31.715	127.5	2:36:46.200								
32	B	1:27.306	29.789	25.777	31.740	127.6	2:38:13.506								
33	B	1:27.759	30.081	25.898	31.780	126.9	2:39:41.265								
34	B	1:30.480B	30.140	26.125	34.215	123.1	2:41:11.745								
<b>3</b>		<b>Nelson Piquet Jr.</b>													BRA
		Panasonic Jaguar Racing													Jaguar I-Type II
1	A	3:13.260	2:14.126	26.433	32.701	57.6	3:13.260								
2	A	1:30.203	31.670	26.218	32.315	123.5	4:43.463								
3	A	1:28.693	30.109	26.361	32.223	125.6	6:12.156								
4	A	1:28.819	30.273	26.319	32.227	125.4	7:40.975								
5	A	1:28.485	30.130	26.297	32.058	125.9	9:09.460								
6	A	1:28.370	30.177	26.184	32.009	126.0	10:37.830								
7	A	1:28.713	30.389	26.280	32.044	125.6	12:06.543								
8	A	1:28.481	30.196	26.158	32.127	125.9	13:35.024								



# FIA Formula E Championship

## Valencia Testing

### Test session 6

## Analysis

Official Timekeeper TAGHeuer

■ Personal Best    ■ Session Best    ■ Crossing the finish line in pit lane

Lap	C	Time	Sector 1	Sector 2	Sector 3	Kph	Elapsed
31	B	1:28.949	30.035	26.421	32.493	125.2	51:48.631
32	B	2:45.490 <b>B</b>	1:23.244	38.441	43.805	67.3	54:34.121
33	A	39:14.409	...	30.883	33.661	4.7	1:33:48.530
34	A	1:24.208	28.891	24.941	30.376	132.3	1:35:12.738
35	A	1:37.068 <b>B</b>	29.077	27.828	40.163	114.7	1:36:49.806
36	A	12:06.479	...	30.461	33.775	15.3	1:48:56.285
37	A	1:33.007 <b>B</b>	28.996	25.006	39.005	119.8	1:50:29.292
38	B	50:16.504	...	31.171	33.713	3.7	2:40:45.796
39	B	1:23.145	28.245	24.567	30.333	134.0	2:42:08.941
40	B	1:42.056 <b>B</b>	34.564	29.052	38.440	109.1	2:43:50.997
41	A	12:35.409	...	30.413	40.059	14.7	2:56:26.406
42	A	1:23.075	28.389	24.773	29.913	134.1	2:57:49.481
43	A	1:43.431 <b>B</b>	32.987	29.920	40.524	107.7	2:59:32.912

### 4 Edoardo Mortara

CHE  
Venturi Formula E Team    Venturi VM200-FE-03

1	A	5:29.411	3:58.330	43.813	47.268	33.8	5:29.411
2	A	1:25.630	29.438	25.241	30.951	130.1	6:55.041
3	A	1:25.530	29.152	25.374	31.004	130.2	8:20.571
4	A	1:45.691	37.779	31.930	35.982	105.4	10:06.262
5	A	1:26.504	29.151	25.390	31.963	128.8	11:32.766
6	A	1:58.329	40.922	34.059	43.348	94.1	13:31.095
7	A	1:31.641 <b>B</b>	29.175	26.928	35.538	121.5	15:02.736
8	A	13:43.191	...	32.461	34.427	13.5	28:45.927
9	A	1:25.962	29.633	25.357	30.972	129.6	30:11.889
10	A	1:25.822	29.509	25.439	30.874	129.8	31:37.711
11	A	1:32.223	29.409	28.704	34.110	120.8	33:09.934
12	A	1:32.882 <b>B</b>	30.807	26.256	35.819	119.9	34:42.816
13	B	16:46.492	...	46.190	40.653	11.1	51:29.308
14	B	1:39.519	33.335	35.703	30.481	111.9	53:08.827
15	B	2:03.662	44.175	39.479	40.008	90.1	55:12.489
16	B	1:24.792	29.228	25.213	30.351	131.4	56:37.281
17	B	1:25.009	28.961	25.271	30.777	131.0	58:02.290
18	B	1:40.069	32.497	30.998	36.574	111.3	59:42.359
19	B	1:25.554	29.168	25.427	30.959	130.2	1:01:07.913
20	B	1:26.475	29.371	25.596	31.508	128.8	1:02:34.388
21	B	1:51.556	40.326	30.264	40.966	99.8	1:04:25.944
22	B	1:28.878	30.095	26.135	32.648	125.3	1:05:54.822
23	B	1:29.901	30.390	26.393	33.118	123.9	1:07:24.723
24	B	1:38.032	36.452	27.594	33.986	113.6	1:09:02.755
25	B	1:48.153 <b>B</b>	38.096	27.917	42.140	103.0	1:10:50.908
26	A	52:25.775	...	37.120	38.972	3.5	2:03:16.683
27	A	1:23.619	28.703	24.755	30.161	133.2	2:04:40.302
28	A	1:44.160	37.317	32.906	33.937	106.9	2:06:24.462
29	A	1:25.541	29.376	25.202	30.963	130.2	2:07:50.003
30	A	1:28.854 <b>B</b>	29.216	25.363	34.275	125.4	2:09:18.857
31	A	28:46.963	...	29.636	34.108	6.4	2:38:05.820
32	A	1:28.288	30.678	25.722	31.888	126.2	2:39:34.108
33	A	1:29.098	30.273	26.249	32.576	125.0	2:41:03.206
34	A	1:28.038	30.203	25.958	31.877	126.5	2:42:31.244
35	A	1:28.517	29.960	26.394	32.163	125.8	2:43:59.761
36	A	1:28.445	30.135	26.074	32.236	125.9	2:45:28.206
37	A	1:27.918	29.976	25.886	32.056	126.7	2:46:56.124
38	A	2:09.520 <b>B</b>	38.055	30.586	1:00.879	86.0	2:49:05.644
39	B	8:05.049	6:51.057	32.982	41.010	23.0	2:57:10.693
40	B	1:29.347	34.523	24.875	29.949	124.7	2:58:40.040
41	B	2:04.431	34.246	30.001	1:00.184	89.5	3:00:44.471
42	B	1:29.946	31.494	26.036	32.416	123.8	3:02:14.417

### 5 Maro Engel

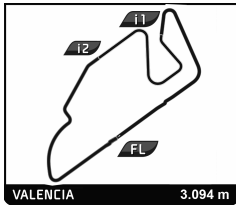
DEU  
Venturi Formula E Team    Venturi VM200-FE-03

1	A	29:49.621	...	30.707	39.157	6.2	29:49.621
2	A	1:41.931	31.048	32.503	38.380	109.3	31:31.552
3	A	1:53.575 <b>B</b>	32.758	35.409	45.408	98.1	33:25.127
4	A	3:46.492	2:38.544	29.712	38.236	49.2	37:11.619
5	A	1:25.898	29.742	25.133	31.023	129.7	38:37.517
6	A	1:48.726 <b>B</b>	32.501	32.892	43.333	102.4	40:26.243
7	A	18:48.452	...	29.105	38.866	2.4	1:59:14.695
8	A	1:25.711	29.849	25.246	30.616	130.0	2:00:40.406
9	A	1:44.643	29.345	27.760	47.538	106.4	2:02:25.049
10	A	1:25.349	29.315	25.176	30.858	130.5	2:03:50.398
11	A	1:50.926	36.872	35.496	38.558	100.4	2:05:41.324
12	A	1:29.924	29.420	26.724	33.780	123.9	2:07:11.248
13	A	1:29.058 <b>B</b>	29.969	25.508	33.581	125.1	2:08:40.306
14	A	37:15.115	...	29.468	38.947	5.0	2:45:55.421
15	A	1:59.661 <b>B</b>	28.622	25.560	1:05.479	93.1	2:47:55.082
16	A	8:18.382	7:06.018	32.409	39.955	22.3	2:56:13.464
17	A	1:24.226	28.796	24.950	30.480	132.2	2:57:37.690
18	A	1:41.828 <b>B</b>	33.456	28.773	39.599	109.4	2:59:19.518
19	A	2:31.772	1:20.029	32.127	39.616	73.4	3:01:51.290
20	A	1:25.034	29.169	25.198	30.667	131.0	3:03:16.324
21	A	1:31.644	28.002	25.144	38.498	121.5	3:04:47.968
22	A	1:25.757	29.327	25.225	31.205	129.9	3:06:13.725

### 6 Neel Jani

CHE  
Dragon Racing    Penske EV-2

1	B	2:57.545	1:55.615	28.359	33.571	62.7	2:57.545
2	B	1:29.181	30.797	25.873	32.511	124.9	4:26.726
3	B	1:28.848	30.607	26.003	32.238	125.4	5:55.574
4	B	1:29.142	31.171	25.895	32.076	125.0	7:24.716
5	B	1:28.928	30.624	25.978	32.326	125.3	8:53.644
6	B	1:40.915 <b>B</b>	31.549	26.266	43.100	110.4	10:34.559
7	A	38:24.869	...	38.377	49.240	4.8	48:59.428
8	A	1:24.685	29.297	25.080	30.308	131.5	50:24.113
9	A	1:32.391 <b>B</b>	29.195	25.364	37.832	120.6	51:56.504
10	A	10:35.449	9:25.835	36.592	33.022	17.5	1:02:31.953
11	A	1:44.812	30.754	37.937	36.121	106.3	1:04:16.765
12	A	1:31.552 <b>B</b>	29.097	25.249	37.206	121.7	1:05:48.317
13	A	8:23.752	7:06.120	39.457	38.175	22.1	1:14:12.069
14	A	1:26.265	29.529	25.373	31.363	129.1	1:15:38.334
15	A	1:31.128 <b>B</b>	29.852	26.574	34.702	122.2	1:17:09.462
16	B	27:35.974	...	29.384	33.897	6.7	1:44:45.436
17	B	1:29.620	30.651	26.410	32.559	124.3	1:46:15.056
18	B	1:31.218	31.711	26.428	33.079	122.1	1:47:46.274
19	B	1:32.582	31.766	27.849	32.967	120.3	1:49:18.856
20	B	1:31.224	31.533	26.685	33.006	122.1	1:50:50.080
21	B	1:31.302	31.787	26.374	33.141	122.0	1:52:21.382
22	B	1:31.448	32.019	26.473	32.956	121.8	1:53:52.830
23	B	1:29.886	30.702	26.429	32.755	123.9	1:55:22.716
24	B	1:31.332	32.133	26.235	32.964	122.0	1:56:54.048
25	B	1:29.999	30.839	26.399	32.761	123.8	1:58:24.047
26	B	1:29.665	30.543	26.557	32.565	124.2	1:59:53.712
27	B	1:30.044	31.136	26.388	32.520	123.7	2:01:23.756



# FIA Formula E Championship

## Valencia Testing

### Test session 6

## Analysis

Official Timekeeper TAG Heuer

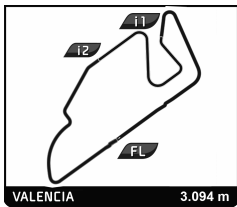
■ Personal Best ■ Session Best ■ B Crossing the finish line in pit lane

Lap	C	Time	Sector 1	Sector 2	Sector 3	Kph	Elapsed	Lap	Time	Sector 1	Sector 2	Sector 3	Kph	Elapsed
28	B	1:31.857	31.902	26.492	33.463	121.3	2:02:55.613	9	B	1:27.381	29.834	25.845	31.702	127.5 48:07.526
29	B	1:29.264	30.495	26.292	32.477	124.8	2:04:24.877	10	B	1:27.403	29.730	26.008	31.665	127.4 49:34.929
30	B	1:29.079	30.856	26.165	32.058	125.0	2:05:53.956	11	B	1:27.390	29.626	26.021	31.743	127.5 51:02.319
31	B	1:29.312	30.994	26.556	31.762	124.7	2:07:23.268	12	B	1:27.547	29.907	25.702	31.938	127.2 52:29.866
32	B	1:31.184	30.301	25.679	35.204	122.2	2:08:54.452	13	B	1:27.967	30.335	25.778	31.854	126.6 53:57.833
33	A	29:21.901	...	39.176	46.112	6.3	2:38:16.353	14	B	1:28.264	29.694	26.021	32.549	126.2 55:26.097
34	A	1:50.338	39.238	36.190	34.910	100.9	2:40:06.691	15	B	1:29.671	30.278	26.079	33.314	124.2 56:55.768
35	A	<span style="color: green;">1:23.102</span>	<span style="color: green;">28.435</span>	<span style="color: green;">24.801</span>	<span style="color: green;">29.866</span>	134.0	2:41:29.793	16	B	1:30.828	30.880	26.482	33.466	122.6 58:26.596
36	A	1:48.431	38.371	30.898	39.162	102.7	2:43:18.224	17	B	1:32.326	30.325	26.131	35.870	120.6 59:58.922

7 Jerome D'Ambrosio		Dragon Racing		Penske EV-2		BEL	
1	A	1:53.754	47.595	30.411	35.748	97.9	1:53.754
2	A	1:26.285	29.081	25.442	31.762	129.1	3:20.039
3	A	1:46.585	42.011	32.124	32.450	104.5	5:06.624
4	A	1:25.151	29.190	25.404	30.557	130.8	6:31.775
5	A	1:30.338	29.891	26.358	34.089	123.3	8:02.113
6	A	10:30.934	9:27.900	29.092	33.942	17.7	18:33.047
7	A	1:24.758	28.955	25.088	30.715	131.4	19:57.805
8	A	1:27.799	29.016	25.473	33.310	126.9	21:25.604
9	B	17:54.095	...	26.870	32.982	10.4	39:19.699
10	B	1:28.223	30.055	25.947	32.221	126.3	40:47.922
11	B	1:27.983	30.074	25.986	31.923	126.6	42:15.905
12	B	1:30.325	30.089	25.944	34.292	123.3	43:46.230
13	B	1:28.263	30.075	26.040	32.148	126.2	45:14.493
14	B	1:28.102	30.013	26.100	31.989	126.4	46:42.595
15	B	1:28.439	29.987	26.201	32.251	125.9	48:11.034
16	B	1:28.007	29.979	25.923	32.105	126.6	49:39.041
17	B	1:28.443	30.115	25.958	32.370	125.9	51:07.484
18	B	1:28.424	30.098	26.177	32.149	126.0	52:35.908
19	B	1:28.360	30.203	26.071	32.086	126.1	54:04.268
20	B	1:28.305	30.039	26.058	32.208	126.1	55:32.573
21	B	1:28.114	29.652	26.185	32.277	126.4	57:00.687
22	B	1:29.234	29.830	26.050	33.354	124.8	58:29.921
23	B	1:28.414	29.886	26.254	32.274	126.0	59:58.335
24	B	1:27.963	30.014	26.219	31.730	126.6	1:01:26.298
25	B	1:28.222	29.967	26.199	32.056	126.3	1:02:54.520
26	B	1:49.015	43.266	28.671	37.078	102.2	1:04:43.535
27	A	38:01.100	...	33.411	40.960	4.9	1:42:44.635
28	A	1:33.578	33.397	27.938	32.243	119.0	1:44:18.213
29	A	1:23.260	28.277	24.960	30.023	133.8	1:45:41.473
30	A	1:36.453	33.888	27.204	35.361	115.5	1:47:17.926
31	B	50:04.308	...	34.221	37.231	3.7	2:37:22.234
32	B	1:34.183	31.956	28.708	33.519	118.3	2:38:56.417
33	B	<span style="color: purple;">1:22.252</span>	<span style="color: green;">28.018</span>	<span style="color: green;">24.603</span>	<span style="color: green;">29.631</span>	135.4	2:40:18.669
34	B	1:33.024	33.834	26.131	33.059	119.7	2:41:51.693

8 Nicolas Prost		Renault e.Dams		Renault Z.E. 17		FRA	
1	A	20:48.917	...	26.710	34.979	8.9	20:48.917
2	B	17:05.312	...	25.495	33.069	10.9	37:54.229
3	B	1:27.445	30.006	25.658	31.781	127.4	39:21.674
4	B	1:27.350	29.589	25.721	32.040	127.5	40:49.024
5	B	1:27.566	29.758	25.730	32.078	127.2	42:16.590
6	B	1:28.716	29.806	25.972	32.938	125.6	43:45.306
7	B	1:27.397	29.765	25.863	31.769	127.4	45:12.703
8	B	1:27.442	29.731	25.913	31.798	127.4	46:40.145

9 Sebastien Buemi		Renault e.Dams		Renault Z.E. 17		CHE	
1	A	23:31.791	...	26.903	47.221	7.9	23:31.791
2	A	4:59.427	3:58.345	27.673	33.409	37.2	28:31.218
3	A	1:26.354	29.624	25.527	31.203	129.0	29:57.572
4	A	1:26.256	29.409	25.558	31.289	129.1	31:23.828
5	A	1:27.628	29.807	25.942	31.879	127.1	32:51.456
6	A	1:27.312	29.521	25.750	32.041	127.6	34:18.768
7	A	1:27.040	29.649	25.804	31.587	128.0	35:45.808
8	A	1:27.222	29.693	25.896	31.633	127.7	37:13.030
9	A	1:26.886	29.700	25.831	31.355	128.2	38:39.916
10	A	1:26.881	29.477	25.918	31.486	128.2	40:06.797
11	A	1:27.434	29.871	25.939	31.624	127.4	41:34.231
12	A	1:27.652	29.872	26.068	31.712	127.1	43:01.883
13	A	1:27.911	29.836	26.181	31.894	126.7	44:29.794
14	A	1:28.002	30.300	25.910	31.792	126.6	45:57.796
15	A	1:28.499	30.346	26.067	32.086	125.9	47:26.295
16	A	1:32.475	30.335	25.984	36.156	120.4	48:58.770
17	B	55:36.598	...	32.975	38.727	3.3	1:44:35.368
18	B	1:24.157	28.838	24.961	30.358	132.4	1:45:59.525
19	B	1:54.590	39.087	33.364	42.139	97.2	1:47:54.115
20	B	20:13.284	...	34.457	37.165	9.2	2:08:07.399
21	B	<span style="color: green;">1:22.366</span>	<span style="color: green;">28.096</span>	<span style="color: green;">24.518</span>	<span style="color: green;">29.752</span>	135.2	2:09:29.765
22	B	1:57.011	40.486	33.948	42.577	95.2	2:11:26.776
23	A	18:59.730	...	26.545	32.336	9.8	2:30:26.506
24	A	1:26.800	29.731	25.703	31.366	128.3	2:31:53.306
25	A	1:26.233	29.521	25.504	31.208	129.2	2:33:19.539



**FIA Formula E Championship**  
**Valencia Testing**  
**Test session 6**

**Analysis**

Official Timekeeper **TAGHeuer**

Personal Best   Session Best   B Crossing the finish line in pit lane

Lap	C	Time	Sector 1	Sector 2	Sector 3	Kph	Elapsed	Lap	Time	Sector 1	Sector 2	Sector 3	Kph	Elapsed
26	A	1:26.770	29.542	25.826	31.402	128.4	2:34:46.309	40	A	1:27.339	29.701	25.805	31.833	127.5 3:03:53.755
27	A	1:26.703	29.442	25.764	31.497	128.5	2:36:13.012	41	A	1:27.381	29.704	25.815	31.862	127.5 3:05:21.136
28	A	1:26.829	29.448	25.888	31.493	128.3	2:37:39.841							
29	A	1:27.335	29.707	25.982	31.646	127.5	2:39:07.176							
30	A	1:26.468	29.687	25.679	31.102	128.8	2:40:33.644							
31	A	1:27.196	29.451	25.995	31.750	127.7	2:42:00.840							
32	A	1:30.227	B 29.648	25.987	34.592	123.4	2:43:31.067							
33	B	5:30.157	B 3:22.106	47.232	1:20.819	33.7	2:49:01.224							
34	B	7:12.895	6:10.648	27.618	34.629	25.7	2:56:14.119							
35	B	1:28.596	30.109	26.000	32.487	125.7	2:57:42.715							
36	B	1:27.157	29.682	25.889	31.586	127.8	2:59:09.872							
37	B	1:27.024	29.527	25.840	31.657	128.0	3:00:36.896							
38	B	1:26.954	29.724	25.729	31.501	128.1	3:02:03.850							
39	B	1:26.880	29.673	25.664	31.543	128.2	3:03:30.730							
40	B	1:26.387	29.498	25.642	31.247	128.9	3:04:57.117							
41	B	1:28.198	29.371	26.481	32.346	126.3	3:06:25.315							

**16 Oliver Turvey** GBR

NIO Formula E Team NextEV NIO Sport 003

1	A	40:54.520	...	26.206	32.513	4.5	40:54.520
2	A	1:27.896	30.062	25.796	32.038	126.7	42:22.416
3	A	1:27.885	29.916	25.715	32.254	126.7	43:50.301
4	A	1:27.734	29.942	25.728	32.064	127.0	45:18.035
5	A	1:27.882	29.892	25.836	32.154	126.7	46:45.917
6	A	1:28.067	29.970	25.935	32.162	126.5	48:13.984
7	A	1:28.091	30.099	25.908	32.084	126.4	49:42.075
8	A	1:28.217	30.094	26.010	32.113	126.3	51:10.292
9	A	1:28.128	30.046	25.986	32.096	126.4	52:38.420
10	A	1:28.653	30.084	25.999	32.570	125.6	54:07.073
11	A	1:28.514	30.172	25.937	32.405	125.8	55:35.587
12	A	1:28.460	30.068	26.109	32.283	125.9	57:04.047
13	A	1:28.358	30.248	25.957	32.153	126.1	58:32.405
14	A	1:28.566	30.268	26.053	32.245	125.8	1:00:00.971
15	A	1:28.509	30.015	26.089	32.405	125.8	1:01:29.480
16	A	1:28.698	30.229	26.108	32.361	125.6	1:02:58.178
17	A	1:42.099	B 34.048	28.948	39.103	109.1	1:04:40.277
18	B	37:35.968	...	26.368	32.249	4.9	1:42:16.245
19	B	1:27.763	29.978	26.014	31.771	126.9	1:43:44.008
20	B	1:27.865	29.993	25.937	31.935	126.8	1:45:11.873
21	B	1:27.841	29.969	25.882	31.990	126.8	1:46:39.714
22	B	1:28.217	30.127	25.964	32.126	126.3	1:48:07.931
23	B	1:28.580	30.031	26.582	31.967	125.7	1:49:36.511
24	B	1:28.296	29.815	26.033	32.448	126.1	1:51:04.807
25	B	1:29.362	31.292	26.036	32.034	124.6	1:52:34.169
26	B	1:27.884	29.935	25.968	31.981	126.7	1:54:02.053
27	B	1:28.333	30.094	26.023	32.216	126.1	1:55:30.386
28	B	1:28.325	29.691	26.093	32.541	126.1	1:56:58.711
29	B	1:28.378	30.064	26.144	32.170	126.0	1:58:27.089
30	B	1:28.657	30.211	26.165	32.281	125.6	1:59:55.746
31	B	1:29.677	30.391	26.190	33.096	124.2	2:01:25.423
32	B	1:29.435	30.633	26.498	32.304	124.5	2:02:54.858
33	B	1:30.703	30.485	26.496	33.722	122.8	2:04:25.561
34	B	1:47.884	B 34.529	28.927	44.428	103.2	2:06:13.445
35	A	50:21.542	...	26.417	32.258	3.7	2:56:34.987
36	A	1:28.100	30.031	26.027	32.042	126.4	2:58:03.087
37	A	1:28.090	30.222	26.005	31.863	126.4	2:59:31.177
38	A	1:27.433	29.915	25.655	31.863	127.4	3:00:58.610
39	A	1:27.806	30.053	25.925	31.828	126.9	3:02:26.416

**18 Andre Lotterer** DEU

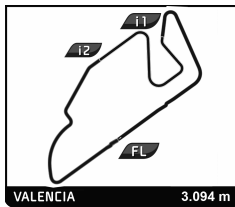
TECHEETAH Renault Z.E. 17

1	A	2:11.291	47.589	39.821	43.881	84.8	2:11.291
2	A	1:50.735	39.851	34.012	36.872	100.6	4:02.026
3	A	1:24.815	28.460	25.701	30.654	131.3	5:26.841
4	A	2:20.559	42.821	46.334	51.404	79.2	7:47.400
5	A	1:24.607	28.447	25.067	31.093	131.6	9:12.007
6	A	1:48.386	B 34.164	31.172	43.050	102.8	11:00.393
7	B	38:43.064	...	25.993	32.117	4.8	49:43.457
8	B	1:27.964	30.550	25.720	31.694	126.6	51:11.421
9	B	1:27.558	29.820	25.714	32.024	127.2	52:38.979
10	B	1:27.480	30.030	25.858	31.592	127.3	54:06.459
11	B	1:27.324	29.727	25.732	31.865	127.6	55:33.783
12	B	1:27.609	29.877	25.709	32.023	127.1	57:01.392
13	B	1:27.630	30.026	25.700	31.904	127.1	58:29.022
14	B	1:27.668	29.921	25.822	31.925	127.1	59:56.690
15	B	1:27.559	29.884	25.828	31.847	127.2	1:01:24.249
16	B	1:27.749	30.036	25.726	31.987	126.9	1:02:51.998
17	B	1:27.907	30.033	25.914	31.960	126.7	1:04:19.905
18	B	1:28.110	29.786	25.906	32.418	126.4	1:05:48.015
19	B	1:28.012	30.034	25.833	32.145	126.6	1:07:16.027
20	B	1:28.925	30.234	25.994	32.697	125.3	1:08:44.952
21	B	1:29.819	31.141	25.865	32.813	124.0	1:10:14.771
22	B	1:37.371	B 30.427	26.239	40.705	114.4	1:11:52.142
23	A	19:49.896	...	25.661	31.082	9.4	1:31:42.038
24	A	1:28.871	B 29.310	25.160	34.401	125.3	1:33:10.909
25	A	13:27.234	...	26.613	39.405	13.8	1:46:38.143
26	A	1:25.675	29.228	25.111	31.336	130.0	1:48:03.818
27	A	1:25.753	29.666	25.310	30.777	129.9	1:49:29.571
28	A	1:28.864	B 29.421	25.534	33.909	125.3	1:50:58.435
29	A	41:07.262	...	31.564	39.570	4.5	2:32:05.697
30	A	1:25.349	29.145	25.381	30.823	130.5	2:33:31.046
31	A	1:30.436	B 29.037	25.248	36.151	123.2	2:35:01.482
32	B	7:02.385	5:39.841	36.722	45.822	26.4	2:42:03.867
33	B	1:43.358	38.184	30.040	35.134	107.8	2:43:47.225
34	B	1:58.731	28.533	39.525	50.673	93.8	2:45:45.956

**19 Felix Rosenqvist** SWE

Mahindra Racing Mahindra M4Electro

1	B	4:16.383	3:07.785	...	43.4	4:16.383	
2	B	1:35.879	29.014	...	116.2	5:52.262	
3	B	1:24.524	28.584	...	131.8	7:16.786	
4	B	1:42.553	B 34.525	28.549	39.479	108.6	8:59.339
5	B	56:28.057	...	26.775	35.624	3.3	1:05:27.396
6	B	1:26.552	29.899	...	128.7	1:06:53.948	
7	B	1:27.288	30.022	...	127.6	1:08:21.236	
8	B	1:28.750	30.469	...	125.5	1:09:49.986	
9	B	1:27.913	30.387	25.897	31.629	126.7	1:11:17.899
10	B	1:27.998	30.498	...	126.6	1:12:45.897	
11	B	1:27.525	30.205	...	127.3	1:14:13.422	
12	B	1:27.095	30.162	...	127.9	1:15:40.517	
13	B	1:27.862	30.107	...	126.8	1:17:08.379	
14	B	1:27.348	30.135	...	127.5	1:18:35.727	
15	B	1:27.437	30.172	...	127.4	1:20:03.164	



# FIA Formula E Championship

## Valencia Testing

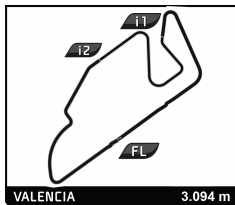
### Test session 6

## Analysis

Official Timekeeper TAG Heuer

■ Personal Best ■ Session Best ■ Crossing the finish line in pit lane

Lap	C	Time	Sector 1	Sector 2	Sector 3	Kph	Elapsed	Lap	Time	Sector 1	Sector 2	Sector 3	Kph	Elapsed				
16	B	1:28.974	30.019			125.2	1:21:32.138	<b>23</b> Daniel Juncadella Mahindra Racing Mahindra M4Electro ESP	1	B	3:50.449	2:36.838	48.3	3:50.449				
17	B	1:27.771	30.149			126.9	1:22:59.909		2	B	1:44.052	B	32.778	31.980	39.294	107.0	5:34.501	
18	B	1:28.476	30.333			125.9	1:24:28.385		3	B	13:15.352	...			14.0	18:49.853		
19	B	1:29.851	31.313	26.101	32.437	124.0	1:25:58.236		4	B	1:45.013	29.484			106.1	20:34.866		
20	B	1:31.525	31.272	26.458	33.795	121.7	1:27:29.761		5	B	1:25.575	29.179			130.2	22:00.441		
21	B	1:50.968	B	41.524	30.582	38.862	100.4		1:29:20.729	6	B	2:07.331	B	32.502	28.661	1:06.168	87.5	24:07.772
22	B	2:26:59.125	...			2.1	2:56:19.854		7	B	0:03:05.038	...			2.9	1:27:12.810		
23	B	1:48.957	36.908	31.789	40.260	102.2	2:58:08.811		8	B	1:27.710	30.087			127.0	1:28:40.520		
24	B	1:22.943	27.973			134.3	2:59:31.754		9	B	1:28.648	30.546			125.6	1:30:09.168		
25	B	1:35.620	B	31.518	29.572	34.530	116.5		3:01:07.374	10	B	1:28.248	30.679			126.2	1:31:37.416	
26	B	2:40.380	1:29.550	34.181	36.649	69.5	3:03:47.754		11	B	1:29.180	30.583			124.9	1:33:06.596		
27	B	1:24.428	28.874			131.9	3:05:12.182		12	B	1:31.653	33.444			121.5	1:34:38.249		
<b>20</b>	Mitch Evans						NZL		<b>25</b> Jean Eric Vergne TECHEETAH Renault Z.E. 17 FRA	13	B	1:28.694	30.624			125.6	1:36:06.943	
1	A	1:56.706	58.261	26.497	31.948	95.4	1:56.706			14	B	1:28.442	30.564			125.9	1:37:35.385	
2	A	1:29.361	30.737	26.155	32.469	124.6	3:26.067			15	B	1:27.849	30.237			126.8	1:39:03.234	
3	A	1:29.778	30.937	26.221	32.620	124.1	4:55.845			16	B	1:28.776	30.472			125.5	1:40:32.010	
4	A	1:30.118	31.155	26.288	32.675	123.6	6:25.963			17	B	1:28.039	30.321			126.5	1:42:00.049	
5	A	1:29.031	30.527	26.083	32.421	125.1	7:54.994			18	B	1:28.126	30.238			126.4	1:43:28.175	
6	A	1:28.929	30.612	26.060	32.257	125.3	9:23.923			19	B	1:29.392	30.803			124.6	1:44:57.567	
7	A	1:28.708	30.457	26.025	32.226	125.6	10:52.631			20	B	1:32.189	31.509	26.667	34.013	120.8	1:46:29.756	
8	A	1:29.114	30.604	26.158	32.352	125.0	12:21.745			21	B	1:33.514	32.404			119.1	1:48:03.270	
9	A	1:28.946	30.946	26.065	31.935	125.2	13:50.691			22	B	1:45.006	B	33.169	29.372	42.465	106.1	1:49:48.276
10	A	1:28.106	30.372	25.854	31.880	126.4	15:18.797			23	B	0:06:44.490	...			2.8	2:56:32.766	
11	A	1:28.636	30.739	25.956	31.941	125.7	16:47.433			24	B	1:23.564	28.323			133.3	2:57:56.330	
12	A	1:30.218	B	30.413	26.049	33.756	123.5			18:17.651	25	B	1:57.981	43.036	37.831	37.114	94.4	2:59:54.311
13	B	2:24.297	1:26.565	25.814	31.918	77.2	20:41.948			26	B	1:44.338	28.108	30.894	45.336	106.8	3:01:38.649	
14	B	1:27.462	30.294	25.467	31.701	127.4	22:09.410			27	B	1:24.940	28.933			131.1	3:03:03.589	
15	B	2:06.825	B	29.916	25.784	1:11.125	87.8	24:16.235		28	B	1:32.908	B	30.714	26.958	35.236	119.9	3:04:36.497
16	B	5:16.348	4:18.301	26.402	31.645	35.2	29:32.583											
17	B	1:28.372	30.642	25.708	32.022	126.0	31:00.955											
18	B	1:27.838	30.226	25.627	31.985	126.8	32:28.793											
19	B	1:27.756	30.170	25.792	31.794	126.9	33:56.549											
20	B	1:27.539	29.951	25.775	31.813	127.2	35:24.088											
21	B	1:28.789	30.470	26.167	32.152	125.4	36:52.877											
22	B	1:28.783	30.852	26.117	31.814	125.5	38:21.660											
23	B	1:28.142	30.261	25.837	32.044	126.4	39:49.802											
24	B	1:28.170	30.324	26.013	31.833	126.3	41:17.972											
25	B	1:28.449	30.442	25.857	32.150	125.9	42:46.421											
26	B	1:27.875	30.331	25.689	31.855	126.8	44:14.296											
27	B	1:27.350	29.996	25.670	31.684	127.5	45:41.646											
28	B	1:28.102	30.265	25.866	31.971	126.4	47:09.748											
29	B	1:42.458	B	36.464	28.527	37.467	108.7	48:52.206										
30	A	57:34.307	...	35.934	39.325	3.2	1:46:26.513											
31	A	1:23.928	28.873	24.951	30.104	132.7	1:47:50.441											
32	A	1:24.667	29.047	25.197	30.423	131.6	1:49:15.108											
33	A	1:46.657	B	37.118	30.020	39.519	104.4	1:51:01.765										
34	B	15:57.934	...	37.298	38.501	11.6	2:06:59.699											
35	B	1:23.730	28.810	24.830	30.090	133.0	2:08:23.429											
36	B	1:41.628	B	34.105	29.305	38.218	109.6	2:10:05.057										
37	A	27:08.628	...	36.110	36.108	6.8	2:37:13.685											
38	A	1:41.771	B	28.251	27.862	45.658	109.4	2:38:55.456										
39	B	17:22.810	...	31.765	38.228	10.7	2:56:18.266											
40	B	1:22.432	28.063	24.777	29.592	135.1	2:57:40.698											
41	B	1:43.716	B	35.914	30.232	37.570	107.4	2:59:24.414										



# FIA Formula E Championship

## Valencia Testing

### Test session 6

## Analysis

Official Timekeeper TAGHeuer

■ Personal Best 
 ■ Session Best 
 B Crossing the finish line in pit lane

Lap	C	Time	Sector 1	Sector 2	Sector 3	Kph	Elapsed	Lap	Time	Sector 1	Sector 2	Sector 3	Kph	Elapsed	
24	A	1:26.482	29.435	25.297	31.750	128.8	1:58:56.996	9	A	1:27.709 <span style="border: 1px solid black;">B</span>	29.014	25.442	33.253	127.0	40:21.050
25	A	1:27.137	29.502	25.634	32.001	127.8	2:00:24.133	10	B	16:01.899	...	25.823	31.647	11.6	56:22.949
26	A	1:26.970	29.676	25.505	31.789	128.1	2:01:51.103	11	B	1:27.826	29.878	25.731	32.217	126.8	57:50.775
27	A	1:29.094	29.855	25.679	33.560	125.0	2:03:20.197	12	B	1:28.441	30.337	25.823	32.281	125.9	59:19.216
28	A	1:26.975	29.605	25.461	31.909	128.1	2:04:47.172	13	B	1:28.962	30.180	26.272	32.510	125.2	1:00:48.178
29	A	1:26.971	29.683	25.468	31.820	128.1	2:06:14.143	14	B	1:28.824	30.229	26.278	32.317	125.4	1:02:17.002
30	A	1:27.073	29.716	25.488	31.869	127.9	2:07:41.216	15	B	1:28.421	30.349	26.206	31.866	126.0	1:03:45.423
31	A	1:28.598 <span style="border: 1px solid black;">B</span>	29.672	25.569	33.357	125.7	2:09:09.814	16	B	1:28.889	30.375	26.210	32.304	125.3	1:05:14.312
32	B	30:04.650	...	32.892	41.658	6.2	2:39:14.464	17	B	1:28.433	30.305	26.275	31.853	126.0	1:06:42.745
33	B	1:39.779	32.413	32.077	35.289	111.6	2:40:54.243	18	B	1:28.861	30.196	26.296	32.369	125.3	1:08:11.606
34	B	1:22.345	28.026	24.501	29.818	135.3	2:42:16.588	19	B	1:28.745	30.510	26.092	32.143	125.5	1:09:40.351
35	B	1:35.646 <span style="border: 1px solid black;">B</span>	34.185	27.086	34.375	116.5	2:43:52.234	20	B	1:28.638	30.367	26.158	32.113	125.7	1:11:08.989
36	A	12:31.790 <span style="border: 1px solid black;">B</span>	...	27.095	35.764	14.8	2:56:24.024	21	B	1:29.005	30.372	26.529	32.104	125.1	1:12:37.994
37	A	1:58.368	50.851	29.850	37.667	94.1	2:58:22.392	22	B	1:29.430	30.507	26.485	32.438	124.5	1:14:07.424
38	A	1:27.158	28.786	25.519	32.853	127.8	2:59:49.550	23	B	1:29.633	30.580	26.399	32.654	124.3	1:15:37.057
39	A	1:37.917	33.056	31.071	33.790	113.8	3:01:27.467	24	B	1:32.101	30.624	27.251	34.226	120.9	1:17:09.158
40	A	1:24.498	28.730	25.249	30.519	131.8	3:02:51.965	25	B	1:31.754 <span style="border: 1px solid black;">B</span>	30.476	26.710	34.568	121.4	1:18:40.912
41	A	1:55.328 <span style="border: 1px solid black;">B</span>	28.874	25.141	1:01.313	96.6	3:04:47.293	26	A	20:46.028	...	36.890	40.837	8.9	1:39:26.940
27	A	1:46.165	...	37.416	33.695	35.054	1:41:13.105	27	A	1:46.165	37.416	33.695	35.054	104.9	1:41:13.105
28	A	1:23.334	28.453	24.837	30.044	133.7	1:42:36.439	28	A	1:23.334	28.453	24.837	30.044	133.7	1:42:36.439
29	A	1:28.826 <span style="border: 1px solid black;">B</span>	30.029	25.381	33.416	125.4	1:44:05.265	29	A	1:28.826 <span style="border: 1px solid black;">B</span>	30.029	25.381	33.416	125.4	1:44:05.265
30	A	43:33.946	...	36.451	41.009	4.3	2:27:39.211	30	A	43:33.946	...	36.451	41.009	4.3	2:27:39.211
31	A	1:48.367	38.377	34.459	35.531	102.8	2:29:27.578	31	A	1:48.367	38.377	34.459	35.531	102.8	2:29:27.578
32	A	1:22.979	28.274	24.841	29.864	134.2	2:30:50.557	32	A	1:22.979	28.274	24.841	29.864	134.2	2:30:50.557
33	A	1:29.208 <span style="border: 1px solid black;">B</span>	29.953	25.954	33.301	124.9	2:32:19.765	33	A	1:29.208 <span style="border: 1px solid black;">B</span>	29.953	25.954	33.301	124.9	2:32:19.765
34	B	13:16.002	...	35.434	41.652	14.0	2:45:35.767	34	B	13:16.002	...	35.434	41.652	14.0	2:45:35.767
35	B	2:15.822 <span style="border: 1px solid black;">B</span>	34.826	32.723	1:08.273	82.0	2:47:51.589	35	B	2:15.822 <span style="border: 1px solid black;">B</span>	34.826	32.723	1:08.273	82.0	2:47:51.589
36	A	8:28.780	7:20.849	30.842	37.089	21.9	2:56:20.369	36	A	8:28.780	7:20.849	30.842	37.089	21.9	2:56:20.369
37	A	1:39.333	34.394	33.300	31.639	112.1	2:57:59.702	37	A	1:39.333	34.394	33.300	31.639	112.1	2:57:59.702
38	A	1:26.645	29.925	25.577	31.143	128.6	2:59:26.347	38	A	1:26.645	29.925	25.577	31.143	128.6	2:59:26.347
39	A	1:47.102	40.572	34.438	32.092	104.0	3:01:13.449	39	A	1:47.102	40.572	34.438	32.092	104.0	3:01:13.449
40	A	1:26.084	29.148	25.282	31.654	129.4	3:02:39.533	40	A	1:26.084	29.148	25.282	31.654	129.4	3:02:39.533
41	A	1:51.405	44.823	33.328	33.254	100.0	3:04:30.938	41	A	1:51.405	44.823	33.328	33.254	100.0	3:04:30.938
42	A	1:25.538	29.242	25.298	30.998	130.2	3:05:56.476	42	A	1:25.538	29.242	25.298	30.998	130.2	3:05:56.476

<b>27</b>	<b>Tom Blomqvist</b>	GBR					
	Andretti Formula E	Andretti ATEC-04					
1	B	36:59.362 <span style="border: 1px solid black;">B</span>	...	28.841	37.554	5.0	36:59.362
2	B	13:40.078	...	28.186	32.397	13.6	50:39.440
3	B	1:28.044	30.135	26.009	31.900	126.5	52:07.484
4	B	1:28.692	30.003	26.265	32.424	125.6	53:36.176
5	B	1:28.425	30.104	26.174	32.147	126.0	55:04.601
6	B	1:27.821	29.762	25.990	32.069	126.8	56:32.422
7	B	1:29.019	29.908	27.057	32.054	125.1	58:01.441
8	B	1:27.531	29.726	25.943	31.862	127.3	59:28.972
9	B	1:27.651	29.850	25.934	31.867	127.1	1:00:56.623
10	B	1:27.931	29.730	26.137	32.064	126.7	1:02:24.554
11	B	1:27.408	29.585	25.929	31.894	127.4	1:03:51.962
12	B	1:28.110	29.945	26.024	32.141	126.4	1:05:20.072
13	B	1:28.750	30.127	26.096	32.527	125.5	1:06:48.822
14	B	1:29.740	30.361	26.453	32.926	124.1	1:08:18.562
15	B	1:30.707	31.527	26.313	32.867	122.8	1:09:49.269
16	B	1:36.056 <span style="border: 1px solid black;">B</span>	33.533	26.724	35.799	116.0	1:11:25.325
17	A	45:14.791	...	34.424	41.584	4.1	1:56:40.116
18	A	1:58.264 <span style="border: 1px solid black;">B</span>	41.546	34.565	42.153	94.2	1:58:38.380
19	A	14:29.644	...	37.853	46.976	12.8	2:13:08.024
20	A	1:54.080	38.297	35.961	39.822	97.6	2:15:02.104
21	A	1:23.692	28.464	24.998	30.230	133.1	2:16:25.796
22	A	1:30.699 <span style="border: 1px solid black;">B</span>	30.305	25.939	34.455	122.8	2:17:56.495
23	B	38:44.229	...	33.111	44.317	4.8	2:56:40.724
24	B	1:55.449	36.727	34.262	44.460	96.5	2:58:36.173
25	B	2:07.084 <span style="border: 1px solid black;">B</span>	28.277	24.966	1:13.841	87.6	3:00:43.257

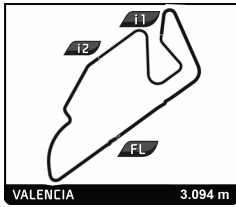
<b>28</b>	<b>Antonio Felix Da Costa</b>	PRT					
	Andretti Formula E	Andretti ATEC-03					
1	A	14:54.877 <span style="border: 1px solid black;">B</span>	...	37.272	44.815	12.4	14:54.877
2	A	4:45.470	3:29.024	37.382	39.064	39.0	19:40.347
3	A	1:49.590	37.491	35.127	36.972	101.6	21:29.937
4	A	1:24.396	29.064	25.067	30.265	132.0	22:54.333
5	A	3:30.478 <span style="border: 1px solid black;">B</span>	1:02.675	1:07.132	1:20.671	52.9	26:24.811
6	A	9:15.334	7:53.886	38.512	42.936	20.1	35:40.145
7	A	1:48.711	38.235	34.379	36.097	102.5	37:28.856
8	A	1:24.485	28.982	25.269	30.234	131.8	38:53.341

<b>36</b>	<b>Alex Lynn</b>	GBR					
	DS Virgin Racing	DS Virgin DSV-03					
1	A	4:31.321	3:32.625	26.069	32.627	41.1	4:31.321
2	A	1:27.954	30.125	25.774	32.055	126.6	5:59.275
3	A	1:27.451	29.881	25.964	31.606	127.4	7:26.726
4	A	1:27.751	29.778	26.015	31.958	126.9	8:54.477
5	A	1:29.720	31.185	26.147	32.388	124.1	10:24.197
6	A	1:28.108	29.835	26.218	32.055	126.4	11:52.305
7	A	1:27.949	29.954	26.087	31.908	126.6	13:20.254
8	A	1:28.211	30.111	26.355	31.745	126.3	14:48.465
9	A	1:28.205	29.931	26.312	31.962	126.3	16:16.670
10	A	1:27.844	30.015	25.990	31.839	126.8	17:44.514
11	A	1:27.666	29.983	25.905	31.778	127.1	19:12.180
12	A	1:26.846	30.120	25.930	30.796	128.3	20:39.026
13	B	20:44.539	...	26.035	31.993	8.9	41:23.565
14	B	1:27.826	30.076	25.985	31.765	126.8	42:51.391
15	B	1:27.012	29.932	25.671	31.409	128.0	44:18.403
16	B	1:27.181	29.860	25.806	31.515	127.8	45:45.584
17	B	1:27.364	29.718	25.991	31.655	127.5	47:12.948
18	B	1:28.676	30.009	26.462	32.205	125.6	48:41.624
19	B	1:28.362	29.989	26.275	32.098	126.1	50:09.986
20	B	1:28.026	30.086	26.157	31.783	126.5	51:38.012
21	B	1:28.562	29.894	26.120	32.548	125.8	53:06.574

Global Partner

Official Partners





# FIA Formula E Championship

## Valencia Testing

### Test session 6

### Analysis

Official Timekeeper **TAGHeuer**

■ Personal Best 
 ■ Session Best 
 ■ Crossing the finish line in pit lane

Lap	C	Time	Sector 1	Sector 2	Sector 3	Kph	Elapsed	Lap	Time	Sector 1	Sector 2	Sector 3	Kph	Elapsed
22	B	1:28.298	29.853	26.125	32.320	126.1	54:34.872	38	B	1:26.463	29.302	25.738	31.423	128.8 2:08:36.183
23	B	1:27.586	29.870	26.097	31.619	127.2	56:02.458	39	B	1:27.432	29.557	25.768	32.107	127.4 2:10:03.615
24	B	1:27.239	29.761	25.866	31.612	127.7	57:29.697	40	A	23:25.309	B	...	32.960	47.629 7.9 2:33:28.924
25	B	1:27.388	29.845	25.908	31.635	127.5	58:57.085	41	A	22:41.347	...	33.204	39.487	8.2 2:56:10.271
26	B	1:27.712	29.860	25.825	32.027	127.0	1:00:24.797	42	A	2:17.962	38.540	39.136	1:00.286	80.7 2:58:28.233
27	B	1:31.318	B	30.133	26.097	35.088	122.0 1:01:56.115	43	A	1:22.584	27.940	24.819	29.825	134.9 2:59:50.817
28	B	40:44.476	...	26.181	31.983	1.8	2:42:40.591	44	A	1:55.311	37.033	27.554	50.724	96.6 3:01:46.128
29	B	1:26.530	29.696	25.558	31.276	128.7	2:44:07.121	45	A	1:22.480	27.932	24.811	29.737	135.0 3:03:08.608
30	B	1:27.093	29.578	25.769	31.746	129.0	2:45:34.214	46	A	1:34.857	B	32.846	25.887	36.124 117.4 3:04:43.465
31	B	1:26.226	29.523	25.710	30.993	129.2	2:47:00.440							
32	B	3:10.430	B	41.877	1:07.515	1:21.038	58.5 2:50:10.870							
33	B	6:52.224	5:51.809	26.730	33.685	27.0	2:57:03.094							
34	B	1:26.524	29.614	25.669	31.241	128.7	2:58:29.618							
35	B	1:26.320	29.368	25.791	31.161	129.0	2:59:55.938							
36	B	1:25.962	29.373	25.707	30.882	129.6	3:01:21.900							
37	B	1:26.553	29.520	25.747	31.286	128.7	3:02:48.453							
38	B	1:26.134	29.434	25.461	31.239	129.3	3:04:14.587							
39	B	1:26.274	29.389	25.490	31.395	129.1	3:05:40.861							

# 66

## Daniel Abt

DEU

Audi Sport ABT Schaeffler

Audi e-tron FE04

1	A	2:22.996	1:07.551	35.864	39.581	77.9	2:22.996
2	A	1:25.028	29.128	25.325	30.575	131.0	3:48.024
3	A	1:54.587	38.693	35.884	40.010	97.2	5:42.611
4	A	1:39.299	B	33.933	27.310	38.056	112.2 7:21.910
5	B	11:20.297	...	30.446	37.565	16.4	18:42.207
6	B	1:24.280	28.817	25.123	30.340	132.2	20:06.487
7	B	2:14.792	44.568	39.745	50.479	82.6	22:21.279
8	B	1:59.263	B	30.517	25.673	1:03.073	93.4 24:20.542
9	A	39:14.165	...	28.927	33.280	4.7	1:03:34.707
10	A	1:25.910	29.423	25.522	30.965	129.7	1:05:00.617
11	A	1:25.945	29.129	25.586	31.230	129.6	1:06:26.562
12	A	1:25.458	29.073	25.484	30.901	130.3	1:07:52.020
13	A	1:25.488	28.963	25.556	30.969	130.3	1:09:17.508
14	A	1:25.610	29.004	25.476	31.130	130.1	1:10:43.118
15	A	1:25.769	29.155	25.584	31.030	129.9	1:12:08.887
16	A	1:25.650	29.080	25.528	31.042	130.0	1:13:34.537
17	A	1:25.679	29.057	25.623	30.999	130.0	1:15:00.216
18	A	1:25.572	28.974	25.632	30.966	130.2	1:16:25.788
19	A	1:25.772	28.990	25.584	31.198	129.9	1:17:51.560
20	A	1:26.055	29.357	25.692	31.006	129.4	1:19:17.615
21	A	1:25.911	29.231	25.607	31.073	129.7	1:20:43.526
22	A	1:25.874	29.145	25.627	31.102	129.7	1:22:09.400
23	A	1:28.081	29.516	25.761	32.804	126.5	1:23:37.481
24	A	1:48.556	B	39.317	31.120	38.119	102.6 1:25:26.037
25	B	24:29.892	...	26.160	31.604	7.6	1:49:55.929
26	B	1:26.802	29.496	26.188	31.118	128.3	1:51:22.731
27	B	1:25.770	29.261	25.482	31.027	129.9	1:52:48.501
28	B	1:25.703	29.123	25.543	31.037	130.0	1:54:14.204
29	B	1:25.911	29.253	25.638	31.020	129.7	1:55:40.115
30	B	1:25.824	29.117	25.521	31.186	129.8	1:57:05.939
31	B	1:26.004	29.208	25.618	31.178	129.5	1:58:31.943
32	B	1:26.002	29.193	25.716	31.093	129.5	1:59:57.945
33	B	1:26.508	29.072	25.703	31.733	128.8	2:01:24.453
34	B	1:26.525	29.654	25.729	31.142	128.7	2:02:50.978
35	B	1:25.980	29.317	25.575	31.088	129.5	2:04:16.958
36	B	1:26.245	29.265	25.674	31.306	129.1	2:05:43.203
37	B	1:26.517	29.349	25.680	31.488	128.7	2:07:09.720

# 68

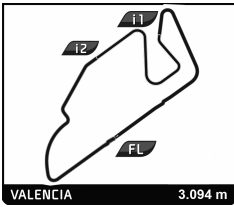
## Luca Filippi

ITA

NIO Formula E Team

NextEV NIO Sport 003

1	B	3:42.762	2:34.082	31.385	37.295	50.0	3:42.762
2	B	1:40.960	B	33.270	29.702	37.988	110.3 5:23.722
3	A	8:29.003	7:30.009	26.750	32.244	21.9	13:52.725
4	A	1:28.580	30.372	25.840	32.368	125.7	15:21.305
5	A	1:28.611	30.130	26.116	32.365	125.7	16:49.916
6	A	1:28.182	30.119	25.996	32.067	126.3	18:18.098
7	A	1:27.477	29.963	25.715	31.799	127.3	19:45.575
8	A	1:27.644	29.724	25.936	31.984	127.1	21:13.219
9	A	1:28.353	29.956	25.909	32.488	126.1	22:41.572
10	A	2:22.823	B	31.198	1:00.479	51.146	78.0 25:04.395
11	A	12:17.255	...	26.596	34.093	15.1	37:21.650
12	A	1:28.164	30.232	25.879	32.053	126.3	38:49.814
13	A	1:27.912	29.844	25.833	32.235	126.7	40:17.726
14	A	1:27.782	29.897	25.972	31.913	126.9	41:45.508
15	A	1:27.905	29.945	25.872	32.088	126.7	43:13.413
16	A	1:28.660	30.354	26.145	32.161	125.6	44:42.073
17	A	1:27.880	30.063	25.840	31.977	126.7	46:09.953
18	A	1:27.992	30.032	25.846	32.114	126.6	47:37.945
19	A	1:40.171	B	33.793	27.755	38.623	111.2 49:18.116
20	B	22:15.684	...	25.908	31.714	8.3	1:11:33.800
21	B	1:28.410	30.279	25.974	32.157	126.0	1:13:02.210
22	B	1:28.884	30.426	26.000	32.458	125.3	1:14:31.094
23	B	1:28.562	30.262	25.931	32.369	125.8	1:15:59.656
24	B	1:27.617	29.895	25.868	31.854	127.1	1:17:27.273
25	B	1:27.489	29.814	25.774	31.901	127.3	1:18:54.762
26	B	1:26.967	29.712	25.696	31.559	128.1	1:20:21.729
27	B	1:28.056	30.335	25.844	31.877	126.5	1:21:49.785
28	B	1:27.577	29.926	25.811	31.840	127.2	1:23:17.362
29	B	1:27.543	29.955	25.745	31.843	127.2	1:24:44.905
30	B	1:27.492	29.727	25.882	31.883	127.3	1:26:12.397
31	B	1:27.235	29.743	25.772	31.720	127.7	1:27:39.632
32	B	1:27.875	29.873	26.093	31.909	126.8	1:29:07.507
33	B	1:27.758	29.730	25.991	32.037	126.9	1:30:35.265
34	B	1:27.592	29.767	25.758	32.067	127.2	1:32:02.857
35	B	1:27.492	29.502	25.931	32.059	127.3	1:33:30.349
36	B	1:35.885	B	31.903	27.058	36.924	116.2 1:35:06.234
37	B	01:51.121	...	31.211	35.695	3.0	2:36:57.355
38	B	1:25.539	29.574	25.223	30.742	130.2	2:38:22.894
39	B	1:25.014	29.089	25.264	30.661	131.0	2:39:47.908
40	B	1:28.176	B	29.165	25.457	33.554	126.3 2:41:16.084
41	A	5:20.221	4:14.541	29.734	35.946	34.8	2:46:36.305
42	A	2:26.612	B	34.514	45.024	1:07.074	76.0 2:49:02.917
43	A	7:46.138	6:17.755	43.578	44.805	23.9	2:56:49.055
44	A	1:23.662	28.267	25.139	30.256	133.1	2:58:12.717
45	A	1:25.540	29.284	25.525	30.731	130.2	2:59:38.257
46	A	1:26.639	28.325	25.751	32.563	128.6	3:01:04.896



# FIA Formula E Championship

## Valencia Testing

### Test session 6

## Analysis

Official Timekeeper TAG Heuer

■ Personal Best ■ Session Best **B** Crossing the finish line in pit lane

Lap	C	Time	Sector 1	Sector 2	Sector 3	Kph	Elapsed	Lap	Time	Sector 1	Sector 2	Sector 3	Kph	Elapsed
47	A	1:26.118	29.313	25.529	31.276	129.3	3:02:31.014							
48	A	1:26.074	29.301	25.656	31.117	129.4	3:03:57.088							
49	A	1:26.068	29.435	25.595	31.038	129.4	3:05:23.156							

Global Partner

Official Partners

