

FIA Formula E Championship

Round 2 - Hong Kong ePrix

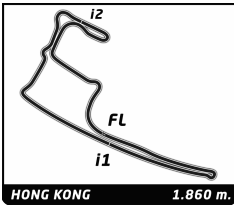
Non Qualifying Practice 3

Analysis

Official Timekeeper TAG Heuer

■ 200KW ■ Personal Best ■ Session Best **B** Crossing the finish line in pit lane

Lap	Time	Sector 1	Sector 2	Sector 3	Kph	Elapsed	Lap	Time	Sector 1	Sector 2	Sector 3	Kph	Elapsed		
1	Lucas Di Grassi						BRA	3	Nelson Piquet						BRA
Audi Sport ABT Schaeffler							Panasonic Jaguar Racing								
Audi e-tron FE04							Jaguar I-Type II								
1	A	2:00.882	1:05.847	26.973	28.062	55.4	2:00.882	1	A	4:56.386	3:56.715	28.919	30.752	22.6	4:56.386
2	A	2:39.663 B	19.471	24.540	1:55.652	41.9	4:40.545	2	A	1:16.107	■ 20.554	29.876	25.677	88.0	6:12.493
3	A	1:16.447	25.111	24.574	26.762	87.6	5:56.992	3	A	1:03.342	■ 17.968	21.191	24.183	105.7	7:15.835
4	B	1:45.362 B	19.400	25.479	1:00.483	63.6	7:42.354	4	A	1:26.763	■ 22.603	33.963	30.197	77.2	8:42.598
5	B	2:31.737 B	27.739	27.712	1:36.286	44.1	10:14.091	5	A	1:05.728	18.543	22.274	24.911	101.9	9:48.326
6	B	1:13.428	23.659	23.287	26.482	91.2	11:27.519	6	A	1:05.991	18.638	22.467	24.886	101.5	10:54.317
7	B	1:07.178	18.741	23.120	25.317	99.7	12:34.697	7	A	1:05.699	18.647	22.015	25.037	101.9	12:00.016
8	B	1:08.349	20.375	22.946	25.028	98.0	13:43.046	8	A	6:45.669 B	18.809	25.580	6:01.280	16.5	18:45.685
9	B	1:06.269	18.617	22.543	25.109	101.0	14:49.315	9	A	1:15.879	22.730	27.189	25.960	88.2	20:01.564
10	B	6:04.344 B	18.709	22.493	5:23.142	18.4	20:53.659	10	A	1:06.707	19.572	22.251	24.884	100.4	21:08.271
11	B	1:15.728	25.190	24.082	26.456	88.4	22:09.387	11	A	1:05.185	18.555	21.980	24.650	102.7	22:13.456
12	B	1:05.189	18.305	22.170	24.714	102.7	23:14.576	12	A	8:54.254 B	18.662	22.285	8:13.307	12.5	31:07.710
13	B	1:05.066	18.260	22.043	24.763	102.9	24:19.642	13	A	1:10.130	22.350	22.661	25.119	95.5	32:17.840
14	B	1:05.337	18.320	22.126	24.891	102.5	25:24.979	14	A	1:05.554	18.607	22.094	24.853	102.1	33:23.394
15	B	1:13.317	18.925	25.809	28.583	91.3	26:38.296	15	B	8:31.031 B	18.898	22.099	7:50.034	13.1	41:54.425
16	B	1:03.524	18.067	21.314	24.143	105.4	27:41.820	16	B	1:19.263	26.117	25.080	28.066	84.5	43:13.688
17	B	1:25.038	21.921	31.549	31.568	78.7	29:06.858	17	B	1:10.866	■ 19.836	25.692	25.338	94.5	44:24.554
18	B	1:03.589	18.217	21.233	24.139	105.3	30:10.447	18	B	1:03.193	■ 17.837	21.240	24.116	106.0	45:27.747
19	B	1:24.271	23.519	30.340	30.412	79.5	31:34.718								
20	B	1:03.506	18.085	21.278	24.143	105.4	32:38.224								
21	A	3:52.958 B	18.919	21.903	3:12.136	28.7	36:31.182								
22	A	1:16.499	24.588	24.273	27.638	87.5	37:47.681								
23	A	1:13.557	■ 19.294	25.097	29.166	91.0	39:01.238								
24	A	1:02.380	■ 17.637	20.916	23.827	107.3	40:03.618								
25	A	1:25.283	■ 25.767	30.884	28.632	78.5	41:28.901								
26	A	1:02.596	■ 17.685	20.782	24.129	107.0	42:31.497								
27	A	1:11.207	■ 20.239	24.491	26.477	94.0	43:42.704								
28	A	1:03.748	18.143	21.275	24.330	105.0	44:46.452								
29	A	1:11.107	20.843	24.059	26.205	94.2	45:57.559								
2	Sam Bird						GBR	4	Edoardo Mortara						CHE
DS Virgin Racing							Venturi Formula E Team								
DS Virgin DSV-03							Venturi VM200-FE-03								
1	B	1:48.918	53.463	26.085	29.370	61.5	1:48.918	1	B	2:06.106	1:09.394	27.845	28.867	53.1	2:06.106
2	A	1:49.176 B	20.800	25.476	1:02.900	61.3	3:38.094	2	B	1:09.681	19.433	23.846	26.402	96.1	3:15.787
3	A	1:20.382	26.144	25.349	28.889	83.3	4:58.476	3	B	1:06.924	18.777	22.821	25.326	100.1	4:22.711
4	A	1:09.978	19.977	23.946	26.055	95.7	6:08.454	4	B	1:06.031	18.728	22.306	24.997	101.4	5:28.742
5	A	1:04.040	18.238	21.490	24.312	104.6	7:12.494	5	B	1:05.897	18.728	22.159	25.010	101.6	6:34.639
6	A	1:37.735	24.618	39.756	33.361	68.5	8:50.229	6	B	1:15.134	18.534	28.991	27.609	89.1	7:49.773
7	A	1:03.725	18.184	21.410	24.131	105.1	9:53.954	7	B	1:05.766	19.080	22.032	24.654	101.8	8:55.539
8	A	1:22.097	23.708	30.502	27.887	81.6	11:16.051	8	B	1:04.422	18.246	21.788	24.388	103.9	9:59.961
9	A	1:03.854	18.191	21.390	24.273	104.9	12:19.905	9	A	1:58.885 B	18.313	22.913	1:17.659	56.3	11:58.846
10	A	6:35.879 B	■ 19.794	22.751	5:53.334	16.9	18:55.784	10	A	1:24.903	26.962	29.616	28.325	78.9	13:23.749
11	A	1:15.454	23.668	24.755	27.031	88.7	20:11.238	11	A	1:08.961	■ 19.425	23.356	26.180	97.1	14:32.710
12	A	1:03.431	18.044	21.194	24.193	105.6	21:14.669	12	A	1:02.772	■ 17.804	21.008	23.960	106.7	15:35.482
13	A	1:21.099	19.903	27.359	33.837	82.6	22:35.768	13	A	5:14.729 B	■ 24.115	26.288	4:24.326	21.3	20:50.211
14	A	1:03.430	18.083	21.067	24.280	105.6	23:39.198	14	A	1:12.698	23.519	23.704	25.475	92.1	22:02.909
15	B	7:08.321 B	19.323	23.321	6:25.677	15.6	30:47.519	15	A	1:09.940	18.848	23.107	27.985	95.7	23:12.849
16	B	1:18.506	25.800	25.178	27.528	85.3	32:06.025	16	A	1:05.604	18.702	22.119	24.783	102.1	24:18.453
17	B	1:15.700	■ 19.322	24.166	32.212	88.5	33:21.725	17	A	1:05.430	18.754	22.043	24.633	102.3	25:23.883
18	B	1:02.514	■ 17.779	20.863	23.872	107.1	34:24.239	18	A	1:05.677	18.569	22.191	24.917	102.0	26:29.560
19	B	1:25.782	■ 22.296	30.664	32.822	78.1	35:50.021	19	A	1:06.036	18.806	22.295	24.935	101.4	27:35.596
20	B	1:03.096	■ 17.813	20.980	24.303	106.1	36:53.117	20	A	1:05.848	18.621	22.237	24.990	101.7	28:41.444
21	B	7:10.821 B	■ 22.907	28.782	6:19.132	15.5	44:03.938	21	A	1:05.892	18.696	22.222	24.974	101.6	29:47.336
22	B	1:14.596	24.857	24.359	25.380	89.8	45:18.534	22	A	1:06.879	18.747	22.236	25.896	100.1	30:54.215
5	Maro Engel						DEU								
Venturi Formula E Team							Venturi VM200-FE-03								
1	A	1:03.825	18.211	21.236	24.378	104.9	44:30.193								
2	B	1:04.449	18.234	21.627	24.588	103.9	45:34.642								



FIA Formula E Championship

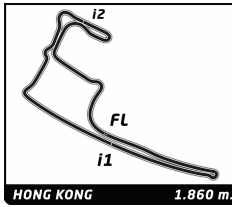
Round 2 - Hong Kong ePrix

Non Qualifying Practice 3

Analysis

Official Timekeeper TAG Heuer

Lap	Time	Sector 1	Sector 2	Sector 3	Kph	Elapsed	Lap	Time	Sector 1	Sector 2	Sector 3	Kph	Elapsed
1	A 1:45.746	49.005	27.129	29.612	63.3	1:45.746	22	B 1:05.467	18.252	21.936	25.279	102.3	45:45.523
2	A 1:13.091	18.797	22.509	31.785	91.6	2:58.837	7 Jérôme d'Ambrosio BEL						
3	A 1:05.165	18.465	21.758	24.942	102.8	4:04.002	DRAGON PENSKE EV-2						
4	A 1:04.886	18.369	21.864	24.653	103.2	5:08.888	1	B 1:33.833	36.766	26.273	30.794	71.4	1:33.833
5	A 1:11.422	18.307	21.659	31.456	93.8	6:20.310	2	B 1:10.334	20.071	23.979	26.284	95.2	2:44.167
6	A 1:04.167	18.204	21.458	24.505	104.4	7:24.477	3	B 1:06.513	19.082	22.484	24.947	100.7	3:50.680
7	B 1:55.806 B	19.839	31.218	1:04.749	57.8	9:20.283	4	B 1:04.799	18.367	21.683	24.749	103.3	4:55.479
8	B 1:24.842	29.821	26.829	28.192	78.9	10:45.125	5	B 1:04.556	18.317	21.480	24.759	103.7	6:00.035
9	B 1:40.542	■ 44.756	27.044	28.742	66.6	12:25.667	6	A 4:41.538 B	18.329	22.910	4:00.299	23.8	10:41.573
10	B 1:41.006	■ 50.526	25.807	24.673	66.3	14:06.673	7	A 1:16.162	25.168	24.463	26.531	87.9	11:57.735
11	B 1:07.365	■ 18.062	21.436	27.867	99.4	15:14.038	8	A 1:08.206	■ 19.720	22.862	25.624	98.2	13:05.941
12	B 1:04.255	18.251	21.390	24.614	104.2	16:18.293	9	A 1:03.602	■ 18.049	21.236	24.317	105.3	14:09.543
13	B 1:17.373	18.792	25.502	33.079	86.5	17:35.666	10	B 2:49.785 B	■ 20.050	24.184	2:05.551	39.4	16:59.328
14	B 1:04.057	18.263	21.526	24.268	104.5	18:39.723	11	B 1:24.638	27.435	27.359	29.844	79.1	18:23.966
15	B 1:04.047	18.279	21.488	24.280	104.5	19:43.770	12	B 3:00.375 B	19.557	23.787	2:17.031	37.1	21:24.341
16	B 1:15.032	24.842	24.675	25.515	89.2	20:58.802	13	B 1:13.732	24.719	23.591	25.422	90.8	22:38.073
17	B 1:05.987	18.713	22.300	24.974	101.5	22:04.789	14	B 1:05.534	18.405	22.170	24.959	102.2	23:43.607
18	B 1:06.189	18.987	22.270	24.932	101.2	23:10.978	15	B 1:04.114	18.264	21.467	24.383	104.4	24:47.721
19	B 1:05.682	18.723	22.104	24.855	101.9	24:16.660	16	B 1:03.917	18.210	21.329	24.378	104.8	25:51.638
20	B 1:05.809	18.779	22.161	24.869	101.7	25:22.469	17	A 8:21.671 B	18.290	21.438	7:41.943	13.3	34:13.309
21	B 1:06.104	18.668	22.497	24.939	101.3	26:28.573	18	A 1:11.149	23.344	22.775	25.030	94.1	35:24.458
22	B 1:05.948	18.833	22.321	24.794	101.5	27:34.521	19	A 1:06.436	■ 18.597	21.902	25.937	100.8	36:30.894
23	B 1:07.832	18.835	23.025	25.972	98.7	28:42.353	20	A 1:06.795	■ 17.935	21.005	27.855	100.2	37:37.689
24	B 1:06.230	18.903	22.484	24.843	101.1	29:48.583	21	A 6:10.340 B	22.861	24.394	5:23.085	18.1	43:48.029
25	B 1:06.220	18.826	22.484	24.910	101.1	30:54.803	22	A 1:19.954	25.800	26.622	27.532	83.7	45:07.983
26	B 1:06.170	18.885	22.398	24.887	101.2	32:00.973	8 Nicolas Prost FRA						
27	A 5:18.787 B	18.725	24.308	4:35.754	21.0	37:19.760	Renault e.dams Renault Z.E. 17						
28	A 1:12.972	23.789	23.088	26.095	91.8	38:32.732	1	B 4:19.949 B	42.851	26.847	3:10.251	25.8	4:19.949
29	A 1:09.024	■ 19.707	22.924	26.393	97.0	39:41.756	2	B 1:17.693	25.303	25.141	27.249	86.2	5:37.642
30	A 1:03.231	■ 18.140	21.186	23.905	105.9	40:44.987	3	B 1:12.181	19.277	24.413	28.491	92.8	6:49.823
31	A 1:04.186	■ 18.136	21.554	24.496	104.3	41:49.173	4	B 1:04.422	18.353	21.588	24.481	103.9	7:54.245
32	A 1:16.465	21.911	26.262	28.292	87.6	43:05.638	5	B 1:09.851	18.144	23.740	27.967	95.9	9:04.096
33	A 1:03.954	18.217	21.409	24.328	104.7	44:09.592	6	A 3:48.116 B	18.186	21.424	3:08.506	29.4	12:52.212
34	A 1:08.134	18.255	23.410	26.469	98.3	45:17.726	7	A 1:16.720	24.426	23.760	28.534	87.3	14:08.932
6 Neel Jani CHE							9 Sébastien Buemi CHE						
DRAGON PENSKE EV-2							Renault e.dams Renault Z.E. 17						
1	A 1:37.754	41.885	26.820	29.049	68.5	1:37.754	1	A 2:00.782 B	29.880	24.366	1:06.536	55.4	2:00.782
2	A 1:23.567	19.667	32.057	31.843	80.1	3:01.321							
3	A 1:05.830	18.742	21.890	25.198	101.7	4:07.151							
4	A 1:05.893	18.753	22.167	24.973	101.6	5:13.044							
5	B 4:14.186 B	18.492	21.783	3:33.911	26.3	9:27.230							
6	B 1:25.138	26.543	27.350	31.245	78.6	10:52.368							
7	B 4:35.509 B	21.210	26.258	3:48.041	24.3	15:27.877							
8	B 1:14.294	24.215	23.939	26.140	90.1	16:42.171							
9	B 1:04.930	18.509	21.501	24.920	103.1	17:47.101							
10	B 1:04.446	18.284	21.464	24.698	103.9	18:51.547							
11	B 1:05.328	18.278	22.008	25.042	102.5	19:56.875							
12	A 7:15.223 B	18.275	22.148	6:34.800	15.4	27:12.098							
13	A 1:15.715	24.234	23.914	27.567	88.4	28:27.813							
14	A 1:07.513	■ 19.100	22.814	25.599	99.2	29:35.326							
15	A 1:04.284	■ 17.946	21.566	24.772	104.2	30:39.610							
16	A 1:08.491	■ 20.204	22.243	26.044	97.8	31:48.101							
17	B 8:02.204 B	18.249	21.558	7:22.397	13.9	39:50.305							
18	B 1:22.462	28.893	24.639	28.930	81.2	41:12.767							
19	B 1:18.274	18.544	33.662	26.068	85.5	42:31.041							
20	B 1:04.619	18.353	21.510	24.756	103.6	43:35.660							
21	B 1:04.396	18.213	21.508	24.675	104.0	44:40.056							



FIA Formula E Championship

Round 2 - Hong Kong ePrix

Non Qualifying Practice 3

Analysis

Official Timekeeper

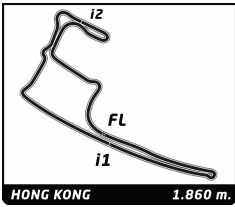
Lap	Time	Sector 1	Sector 2	Sector 3	Kph	Elapsed	Lap	Time	Sector 1	Sector 2	Sector 3	Kph	Elapsed			
2	B 3:49.994	B	27.210	24.044	2:58.740	29.1	5:50.776	9	A 1:06.710	19.437	22.434	24.839	100.4	17:24.703		
3	B 1:15.000	24.142	23.218	27.640	89.3	7:05.776	10	A 1:04.901	18.591	21.897	24.413	103.2	18:29.604			
4	B 1:04.237	18.411	21.466	24.360	104.2	8:10.013	11	A 1:05.403	18.474	21.951	24.978	102.4	19:35.007			
5	B 1:03.595	18.119	21.234	24.242	105.3	9:13.608	12	A 1:05.269	18.522	21.704	25.043	102.6	20:40.276			
6	B 1:44.612	30.869	39.387	34.356	64.0	10:58.220	13	A 1:04.138	18.244	21.588	24.306	104.4	21:44.414			
7	A 4:02.168	B	20.330	27.742	3:14.096	27.7	15:00.388	14	A 1:24.967	19.025	28.747	37.195	78.8	23:09.381		
8	A 1:16.608	25.085	24.182	27.341	87.4	16:16.996	15	A 1:04.533	18.167	21.742	24.624	103.8	24:13.914			
9	A 1:23.307	24.073	27.631	31.603	80.4	17:40.303	16	A 1:04.249	18.342	21.614	24.293	104.2	25:18.163			
10	A 1:02.407	17.620	20.871	23.916	107.3	18:42.710	17	B 8:20.244	B	18.150	22.517	7:39.577	13.4	33:38.407		
11	A 1:37.722	27.093	38.209	32.420	68.5	20:20.432	18	B 1:25.645	28.559	29.625	27.461	78.2	35:04.052			
12	A 1:03.252	18.038	21.135	24.079	105.9	21:23.684	19	B 1:13.370	20.731	25.859	26.780	91.3	36:17.422			
13	A 6:22.260	B	24.346	31.150	5:26.764	17.5	27:45.944	20	B 1:10.181	17.929	21.190	31.062	95.4	37:27.603		
14	A 1:25.071	27.635	25.883	31.553	78.7	29:11.015	21	B 1:22.982	24.660	29.406	28.916	80.7	38:50.585			
15	A 1:03.724	18.207	21.371	24.146	105.1	30:14.739	22	B 1:05.400	17.817	22.383	25.200	102.4	39:55.985			
16	B 4:38.450	B	23.011	28.278	3:47.161	24.0	34:53.189									
17	B 1:15.866	25.479	23.829	26.558	88.3	36:09.055										
18	B 1:13.643	18.864	23.886	30.893	90.9	37:22.698										
19	B 1:02.002	17.521	20.712	23.769	108.0	38:24.700										
20	A 3:02.935	B	24.158	37.421	2:01.356	36.6	41:27.635									
21	A 1:28.302	28.868	30.909	28.525	75.8	42:55.937										
22	A 1:04.010	17.944	21.840	24.226	104.6	43:59.947										
23	A 1:31.002	26.098	32.401	32.503	73.6	45:30.949										

16 Oliver Turvey		GBR					
NIO Formula E Team		NextEV NIO Sport 003					
1	A 2:05.299	1:08.505	27.282	29.512	53.4	2:05.299	
2	A 1:13.744	19.783	25.923	28.038	90.8	3:19.043	
3	A 1:04.517	18.341	21.574	24.602	103.8	4:23.560	
4	A 1:13.068	19.116	26.130	27.822	91.6	5:36.628	
5	A 1:03.865	18.178	21.343	24.344	104.8	6:40.493	
6	A 1:03.847	18.094	21.357	24.396	104.9	7:44.340	
7	A 10:57.829	B	18.293	23.653	...	10.2	18:42.169
8	A 1:18.925	24.843	26.937	27.145	84.8	20:01.094	
9	A 1:11.499	20.101	25.339	26.059	93.7	21:12.593	
10	A 1:03.805	18.145	21.350	24.310	104.9	22:16.398	
11	A 1:03.810	18.137	21.338	24.335	104.9	23:20.208	
12	A 1:18.611	23.000	27.696	27.915	85.2	24:38.819	
13	A 1:03.677	18.207	21.167	24.303	105.2	25:42.496	
14	B 8:11.781	B	18.258	22.939	7:30.584	13.6	33:54.277
15	B 1:17.938	25.893	25.236	26.809	85.9	35:12.215	
16	B 1:11.883	19.627	24.633	27.623	93.2	36:24.098	
17	B 1:07.724	17.732	20.799	29.193	98.9	37:31.822	
18	B 1:10.300	20.062	24.355	25.883	95.2	38:42.122	
19	B 1:02.900	17.803	20.892	24.205	106.5	39:45.022	
20	B 1:11.826	21.202	24.928	25.696	93.2	40:56.848	
21	B 1:03.744	18.079	21.411	24.254	105.0	42:00.592	

18 André Lotterer		DEU					
TECHEETAH		Renault Z.E. 17					
1	A 2:22.998	1:21.280	28.155	33.563	46.8	2:22.998	
2	A 1:08.939	18.785	23.598	26.556	97.1	3:31.937	
3	A 1:05.302	18.336	21.929	25.037	102.5	4:37.239	
4	A 1:04.705	18.312	21.813	24.580	103.5	5:41.944	
5	A 1:16.399	18.730	27.826	29.843	87.6	6:58.343	
6	A 1:05.449	18.335	22.547	24.567	102.3	8:03.792	
7	A 7:00.052	B	18.142	21.793	6:20.117	15.9	15:03.844
8	A 1:14.149	24.844	23.602	25.703	90.3	16:17.993	

19 Felix Rosenqvist		SWE					
Mahindra Racing		Mahindra M4Electro					
1	B 1:36.545	40.973	26.984	28.588	69.4	1:36.545	
2	B 1:14.508	20.274	25.709	28.525	89.9	2:51.053	
3	B 1:04.054	18.295	21.473	24.286	104.5	3:55.107	
4	A 5:20.851	B	18.210	21.663	4:40.978	20.9	9:15.958
5	A 1:19.091	23.788	25.885	29.418	84.7	10:35.049	
6	A 1:17.924	23.042	28.524	26.358	85.9	11:52.973	
7	A 1:20.575	33.282	22.354	24.939	83.1	13:13.548	
8	A 1:03.318	18.143	21.127	24.048	105.8	14:16.866	
9	A 1:29.692	22.401	34.112	33.179	74.7	15:46.558	
10	A 1:21.139	27.128	28.634	25.377	82.5	17:07.697	
11	A 1:04.601	18.300	21.797	24.504	103.7	18:12.298	
12	A 1:04.699	18.423	21.619	24.657	103.5	19:16.997	
13	A 1:05.039	18.312	21.928	24.799	103.0	20:22.036	
14	A 1:05.061	18.475	21.952	24.634	102.9	21:27.097	
15	A 1:05.062	18.328	21.977	24.757	102.9	22:32.159	
16	A 1:05.602	18.422	22.141	25.039	102.1	23:37.761	
17	A 1:22.369	22.792	30.121	29.456	81.3	25:00.130	
18	A 1:11.860	20.389	26.025	25.446	93.2	26:11.990	
19	A 5:25.248	B	18.228	24.692	4:42.328	20.6	31:37.238
20	A 1:11.974	23.721	23.074	25.179	93.0	32:49.212	
21	A 1:03.823	18.147	21.436	24.240	104.9	33:53.035	
22	B 2:53.057	B	18.077	21.692	2:13.288	38.7	36:46.092
23	B 1:15.156	24.337	25.397	25.422	89.1	38:01.248	
24	B 1:04.693	18.072	22.224	24.397	103.5	39:05.941	
25	B 1:02.556	17.701	20.762	24.093	107.0	40:08.497	
26	B 1:23.582	22.796	32.582	28.204	80.1	41:32.079	
27	B 1:09.736	19.734	24.871	25.131	96.0	42:41.815	
28	B 1:03.565	18.054	21.211	24.300	105.3	43:45.380	
29	B 1:03.828	18.035	21.294	24.499	104.9	44:49.208	
30	B 1:06.459	18.193	22.169	26.097	100.8	45:55.667	

20 Mitch Evans		NZL					
Panasonic Jaguar Racing		Jaguar I-Type II					
1	B 2:15.753	1:07.134	33.118	35.501	49.3	2:15.753	
2	A 1:58.924	B	23.585	29.666	1:05.673	56.3	4:14.677
3	A 1:37.569	31.044	31.908	34.617	68.6	5:52.246	
4	A 1:35.448	24.468	30.155	40.825	70.2	7:27.694	
5	A 1:03.557	17.983	21.291	24.283	105.4	8:31.251	
6	A 1:27.525	22.139	35.815	29.571	76.5	9:58.776	
7	A 1:05.831	18.804	22.307	24.720	101.7	11:04.607	



FIA Formula E Championship

Round 2 - Hong Kong ePrix

Non Qualifying Practice 3

Analysis

Official Timekeeper TAG Heuer

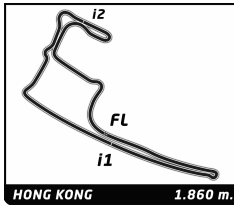
Lap	Time	Sector 1	Sector 2	Sector 3	Kph	Elapsed	Lap	Time	Sector 1	Sector 2	Sector 3	Kph	Elapsed							
8 A	1:06.631	18.901	22.710	25.020	100.5	12:11.238	12 A	1:04.828	18.508	21.852	24.468	103.3	24:04.842							
9 A	1:06.617	18.649	23.054	24.914	100.5	13:17.855	13 B	3:04.982 B	18.491	23.259	2:23.232	36.2	27:09.824							
10 A	1:06.530	18.852	22.703	24.975	100.6	14:24.385	14 B	1:21.252	26.456	27.295	27.501	82.4	28:31.076							
11 A	1:06.430	18.947	22.506	24.977	100.8	15:30.815	15 B	1:10.805	18.799	23.398	28.608	94.6	29:41.881							
12 A	1:27.740	24.952	30.394	32.394	76.3	16:58.555	16 B	1:02.437	17.729	20.849	23.859	107.2	30:44.318							
13 A	1:03.922	18.299	21.283	24.340	104.8	18:02.477	17 B	1:27.885	25.550	34.812	27.523	76.2	32:12.203							
14 A	1:28.087	22.115	31.415	34.557	76.0	19:30.564	18 B	1:03.294	17.808	21.111	24.375	105.8	33:15.497							
15 A	1:03.844	18.217	21.248	24.379	104.9	20:34.408	19 B	1:22.516	20.361	28.065	34.090	81.1	34:38.013							
16 B	15:12.078 B	20.987	27.586	...	7.3	35:46.486	20 B	1:03.812	18.173	21.230	24.409	104.9	35:41.825							
17 B	1:33.719	31.247	29.778	32.694	71.4	37:20.205	21 B	1:16.469	19.316	29.938	27.215	87.6	36:58.294							
18 B	1:18.853	23.209	27.874	27.770	84.9	38:39.058	22 B	1:12.053	18.498	28.343	25.212	92.9	38:10.347							
19 B	1:03.338	17.663	20.673	25.002	105.7	39:42.396	23 B	1:05.275	18.662	21.981	24.632	102.6	39:15.622							
20 B	1:26.316	21.653	31.179	33.484	77.6	41:08.712							27	Kamui Kobayashi	MCO					
21 B	1:03.541	18.079	21.224	24.238	105.4	42:12.253							Andretti Formula E		Andretti ATEC-04					
22 B	1:22.256	21.039	27.883	33.334	81.4	43:34.509							1 B		1:35.993	39.597	27.837	28.559	69.8	1:35.993
23 B	1:03.133	18.045	21.039	24.049	106.1	44:37.642							2 B		1:27.894	19.979	25.983	41.932	76.2	3:03.887
24 B	1:22.012	22.150	28.080	31.782	81.6	45:59.654							3 B		1:06.129	19.021	22.235	24.873	101.3	4:10.016

23 Nick Heidfeld		DEU										
Mahindra Racing		Mahindra M4Electro										
1 B	2:04.017	1:06.858	27.574	29.585	54.0	2:04.017						
2 B	1:10.606	19.068	24.396	27.142	94.8	3:14.623						
3 B	1:04.103	18.275	21.580	24.248	104.5	4:18.726						
4 A	9:23.064 B	18.670	26.114	8:38.280	11.9	13:41.790						
5 A	1:17.601	23.837	25.790	27.974	86.3	14:59.391						
6 A	1:13.436	21.655	24.761	27.020	91.2	16:12.827						
7 A	1:03.117	17.856	21.120	24.141	106.1	17:15.944						
8 A	1:20.345	22.027	26.981	31.337	83.3	18:36.289						
9 A	1:05.426	18.542	22.135	24.749	102.3	19:41.715						
10 A	1:04.988	18.281	21.957	24.750	103.0	20:46.703						
11 A	1:05.491	18.429	22.136	24.926	102.2	21:52.194						
12 A	1:11.157	20.514	22.779	27.864	94.1	23:03.351						
13 A	1:05.632	18.461	22.223	24.948	102.0	24:08.983						
14 A	1:05.770	18.511	22.282	24.977	101.8	25:14.753						
15 A	5:08.996 B	18.779	23.167	4:27.050	21.7	30:23.749						
16 A	1:16.097	25.204	24.471	26.422	88.0	31:39.846						
17 A	1:07.687	19.174	22.421	26.092	98.9	32:47.533						
18 A	1:03.740	18.007	21.469	24.264	105.1	33:51.273						
19 B	6:36.188 B	17.942	22.519	5:55.727	16.9	40:27.461						
20 B	1:14.745	23.533	24.616	26.596	89.6	41:42.206						
21 B	1:19.629	19.333	28.352	31.944	84.1	43:01.835						
22 B	1:02.885	17.829	21.162	23.894	106.5	44:04.720						
23 B	1:20.473	22.041	26.149	32.283	83.2	45:25.193						

25 Jean-Eric Vergne		FRA										
TECHEETAH		Renault Z.E. 17										
1 A	1:55.119	57.143	28.861	29.115	58.2	1:55.119						
2 A	1:14.838	19.951	24.041	30.846	89.5	3:09.957						
3 A	1:04.553	18.451	21.629	24.473	103.7	4:14.510						
4 A	1:07.403	18.198	23.400	25.805	99.3	5:21.913						
5 A	1:04.018	18.167	21.308	24.543	104.6	6:25.931						
6 A	10:40.360 B	19.452	23.775	9:57.133	10.5	17:06.291						
7 A	1:14.512	25.844	23.600	25.068	89.9	18:20.803						
8 A	1:05.026	18.441	22.015	24.570	103.0	19:25.829						
9 A	1:05.890	18.794	22.212	24.884	101.6	20:31.719						
10 A	1:05.925	18.795	22.378	24.752	101.6	21:37.644						
11 A	1:22.370	33.031	24.124	25.215	81.3	23:00.014						

27 Kamui Kobayashi		MCO										
Andretti Formula E		Andretti ATEC-04										
1 B	1:35.993	39.597	27.837	28.559	69.8	1:35.993						
2 B	1:27.894	19.979	25.983	41.932	76.2	3:03.887						
3 B	1:06.129	19.021	22.235	24.873	101.3	4:10.016						
4 B	1:05.495	18.791	21.970	24.734	102.2	5:15.511						
5 B	1:05.348	18.354	21.692	25.302	102.5	6:20.859						
6 B	1:09.207	18.329	23.041	27.837	96.8	7:30.066						
7 A	6:45.314 B	18.433	22.127	6:04.754	16.5	14:15.380						
8 A	1:23.650	27.531	27.290	28.829	80.0	15:39.030						
9 A	1:12.683	19.777	24.880	28.026	92.1	16:51.713						
10 A	1:04.184	18.013	21.528	24.643	104.3	17:55.897						
11 A	9:40.684 B	18.950	22.889	8:58.845	11.5	27:36.581						
12 A	1:17.373	27.500	23.723	26.150	86.5	28:53.954						
13 A	1:07.898	18.899	23.010	25.989	98.6	30:01.852						
14 A	1:07.320	18.785	22.835	25.700	99.5	31:09.172						
15 A	1:06.807	18.864	22.344	25.599	100.2	32:15.979						
16 A	1:06.872	18.625	23.008	25.239	100.1	33:22.851						
17 A	1:11.112	19.935	24.798	26.379	94.2	34:33.963						
18 A	1:07.284	18.801	23.043	25.440	99.5	35:41.247						
19 B	4:37.165 B	18.725	22.678	3:55.762	24.2	40:18.412						
20 B	1:16.052	24.882	23.768	27.402	88.0	41:34.464						
21 B	1:29.733	21.025	34.318	34.390	74.6	43:04.197						
22 B	1:03.000	18.040	20.906	24.054	106.3	44:07.197						
23 B	1:05.147	18.441	21.910	24.796	102.8	45:12.344						

28 Antonio Felix da Costa		PRT										
Andretti Formula E		Andretti ATEC-03										
1 B	1:39.930	46.094	26.034	27.802	67.0	1:39.930						
2 B	1:13.429	19.010	24.944	29.475	91.2	2:53.359						
3 B	3:24.024 B	18.390	22.285	2:43.349	32.8	6:17.383						
4 B	1:14.117	24.396	23.826	25.895	90.3	7:31.500						
5 B	1:09.111	18.493	22.296	28.322	96.9	8:40.611						
6 B	1:04.083	18.311	21.447	24.325	104.5	9:44.694						
7 A	4:33.364 B	18.294	22.244	3:52.826	24.5	14:18.058						
8 A	1:18.588	24.123	25.575	28.890	85.2	15:36.646						
9 A	1:10.756	20.390	24.125	26.241	94.6	16:47.402						
10 A	1:02.987	17.817	21.051	24.119	106.3	17:50.389						
11 A	6:43.837 B	19.238	22.412	6:02.187	16.6	24:34.226						
12 A	1:20.352	25.823	26.025	28.504	83.3	25:54.578						
13 A	1:07.724	18.175	21.776	27.773	98.9	27:02.302						
14 A	1:04.884	18.192	21.587	25.105	103.2	28:07.186						
15 A	5:10.053 B	18.338	22.410	4:29.305	21.6	33:17.239						
16 A	1:15.184	26.521	22.509	26.154	89.1	34:32.423						



FIA Formula E Championship

Round 2 - Hong Kong ePrix

Non Qualifying Practice 3

Analysis

Official Timekeeper

Lap	Time	Sector 1	Sector 2	Sector 3	Kph	Elapsed
17	A 1:03.807	18.165	21.276	24.366	104.9	35:36.230
18	B 3:35.567 B	18.231	23.636	2:53.700	31.1	39:11.797
19	B 1:18.072	25.452	24.771	27.849	85.8	40:29.869
20	B 1:09.891 ■	19.554	23.974	26.363	95.8	41:39.760
21	B 1:10.355 ■	17.744	28.217	24.394	95.2	42:50.115
22	B 1:04.069 ■	18.073	21.403	24.593	104.5	43:54.184
23	B 1:12.369	19.085	26.075	27.209	92.5	45:06.553

36 Alex Lynn		GBR				
DS Virgin Racing		DS Virgin DSV-03				
Lap	Time	Sector 1	Sector 2	Sector 3	Kph	Elapsed
1	B 1:32.696	35.637	26.934	30.125	72.2	1:32.696
2	A 2:24.539 B	20.641	26.852	1:37.046	46.3	3:57.235
3	A 2:02.833 B	33.308	28.745	1:00.780	54.5	6:00.068
4	A 1:22.843	27.477	26.956	28.410	80.8	7:22.911
5	A 1:13.503	20.361	26.342	26.800	91.1	8:36.414
6	A 1:03.695	18.233	21.381	24.081	105.1	9:40.109
7	A 1:21.858	20.890	27.699	33.269	81.8	11:01.967
8	A 1:15.817	20.232	27.205	28.380	88.3	12:17.784
9	A 1:03.416	18.133	21.221	24.062	105.6	13:21.200
10	A 5:27.580 B ■	18.565	23.575	4:45.440	20.4	18:48.780
11	A 1:24.761	25.753	28.409	30.599	79.0	20:13.541
12	A 1:16.838	20.419	25.466	30.953	87.1	21:30.379
13	A 1:03.634	18.173	21.293	24.168	105.2	22:34.013
14	A 1:17.728	20.896	27.056	29.776	86.1	23:51.741
15	B 8:18.074 B	18.126	21.187	7:38.761	13.4	32:09.815
16	B 1:26.045	28.792	28.047	29.206	77.8	33:35.860
17	B 1:13.301 ■	21.037	25.468	26.796	91.3	34:49.161
18	B 1:02.351 ■	17.684	20.717	23.950	107.4	35:51.512
19	B 1:15.330 ■	20.134	25.525	29.671	88.9	37:06.842
20	B 1:04.536 ■	17.769	22.494	24.273	103.8	38:11.378
21	B 1:13.531 ■	19.967	25.307	28.257	91.1	39:24.909
22	B 5:05.131 B	19.397	24.333	4:21.401	21.9	44:30.040
23	B 1:17.281	25.343	24.197	27.741	86.6	45:47.321

66 Daniel Abt		DEU				
Audi Sport ABT Schaeffler		Audi e-tron FE04				
Lap	Time	Sector 1	Sector 2	Sector 3	Kph	Elapsed
1	A 1:30.711	34.140	27.185	29.386	73.8	1:30.711
2	B 1:44.575 B	20.957	24.688	58.930	64.0	3:15.286
3	B 1:22.821	25.953	27.717	29.151	80.8	4:38.107
4	A 4:40.523 B	19.877	23.717	3:56.929	23.9	9:18.630
5	A 1:19.045	24.993	25.475	28.577	84.7	10:37.675
6	A 1:10.796 ■	19.515	24.302	26.979	94.6	11:48.471
7	A 1:02.638 ■	17.602	20.930	24.106	106.9	12:51.109
8	A 5:57.033 B ■	21.507	25.348	5:10.178	18.8	18:48.142
9	A 1:20.024	24.519	27.686	27.819	83.7	20:08.166
10	A 1:05.780	18.310	22.120	25.350	101.8	21:13.946
11	A 1:13.709	17.995	27.811	27.903	90.8	22:27.655
12	A 1:03.676	17.999	21.495	24.182	105.2	23:31.331
13	A 1:12.452	18.014	25.985	28.453	92.4	24:43.783
14	B 13:07.924 B	18.029	23.214	...	8.5	37:51.707
15	B 1:21.465	25.838	27.371	28.256	82.2	39:13.172
16	B 1:08.987 ■	19.425	23.147	26.415	97.1	40:22.159
17	B 1:02.815 ■	17.543	21.101	24.171	106.6	41:24.974
18	B 1:11.706 ■	21.781	24.970	24.955	93.4	42:36.680
19	B 1:07.627 ■	18.061	22.946	26.620	99.0	43:44.307
20	B 1:03.377	17.954	21.240	24.183	105.7	44:47.684
21	B 1:16.689	20.769	26.001	29.919	87.3	46:04.373

■ 200KW ■ Personal Best ■ Session Best **B** Crossing the finish line in pit lane

68 Luca Filippi		ITA				
NIO Formula E Team		NextEV NIO Sport 003				
Lap	Time	Sector 1	Sector 2	Sector 3	Kph	Elapsed
1	A 2:17.790	1:16.060	28.607	33.123	48.6	2:17.790
2	A 1:08.678	20.706	22.978	24.994	97.5	3:26.468
3	A 1:04.506	18.248	21.628	24.630	103.8	4:30.974
4	B 6:59.126 B	18.425	23.175	6:17.526	16.0	11:30.100
5	B 1:16.108	24.266	25.286	26.556	88.0	12:46.208
6	B 1:11.829 ■	22.282	24.785	24.762	93.2	13:58.037
7	B 1:04.313 ■	17.968	21.256	25.089	104.1	15:02.350
8	B 1:04.778 ■	18.510	21.313	24.955	103.4	16:07.128
9	B 1:04.543	18.363	21.440	24.740	103.7	17:11.671
10	B 1:04.559	18.393	21.376	24.790	103.7	18:16.230
11	A 11:32.397 B	18.446	21.549	...	9.7	29:48.627
12	A 1:15.739	24.102	24.584	27.053	88.4	31:04.366
13	A 1:10.481 ■	20.837	22.938	26.706	95.0	32:14.847
14	A 1:03.579 ■	17.749	20.861	24.969	105.3	33:18.426
15	A 1:04.101 ■	18.287	21.304	24.510	104.5	34:22.527
16	A 1:03.916	18.218	21.127	24.571	104.8	35:26.443
17	A 1:07.261	18.448	22.885	25.928	99.6	36:33.704
18	A 1:07.621	18.799	22.611	26.211	99.0	37:41.325
19	A 1:07.206	18.795	22.575	25.836	99.6	38:48.531
20	A 1:09.614	19.187	24.397	26.030	96.2	39:58.145
21	A 1:08.416	18.923	22.718	26.775	97.9	41:06.561
22	A 1:11.215	18.966	25.520	26.729	94.0	42:17.776
23	A 1:04.591	18.394	21.421	24.776	103.7	43:22.367
24	A 1:04.297	18.296	21.377	24.624	104.1	44:26.664
25	A 1:07.661	18.341	22.098	27.222	99.0	45:34.325