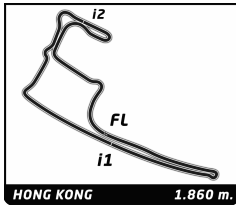




FIA FORMULA E CHAMPIONSHIP 2017-18



FIA Formula E Championship Round 2 - Hong Kong ePrix Race 2

Analysis

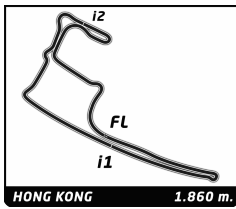
Official Timekeeper TAGHeuer

Table of race results with columns for Lap, Time, Sector 1, Sector 2, Sector 3, Kph, and Elapsed. Includes data for Lucas Di Grassi (Rank 1) and Nelson Piquet (Rank 3).

Global Partner

Official Partners





## FIA Formula E Championship Round 2 - Hong Kong ePrix Race 2

### Analysis

Official Timekeeper

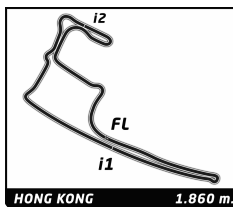
Lap	Time	Sector 1	Sector 2	Sector 3	Kph	Elapsed	Lap	Time	Sector 1	Sector 2	Sector 3	Kph	Elapsed
17	A 1:06.908	19.298	22.698	24.912	100.1	19:16.748	27	A 1:05.200	18.487	22.011	24.702	102.7	30:26.596
18	A 1:05.389	18.498	22.164	24.727	102.4	20:22.137	28	A 1:05.148	18.500	22.072	24.576	102.8	31:31.744
19	A 1:05.743	18.581	22.310	24.852	101.9	21:27.880	29	A 1:04.901	18.444	21.950	24.507	103.2	32:36.645
20	A 1:06.448	18.598	22.718	25.132	100.8	22:34.328	30	A 1:04.886	18.388	21.990	24.508	103.2	33:41.531
21	A 1:06.648	18.677	22.770	25.201	100.5	23:40.976	31	A 1:04.986	18.428	21.953	24.605	103.0	34:46.517
22	A 1:07.272	18.765	23.000	25.507	99.5	24:48.248	32	A 1:05.235	18.570	22.191	24.474	102.6	35:51.752
23	B 1:41.384 <b>B</b>	18.920	22.928	59.536	66.0	26:29.632	33	A 1:04.875	18.267	21.944	24.664	103.2	36:56.627
24	B 1:09.425	22.098	22.504	24.823	96.4	27:39.057	34	A 1:04.930	18.414	21.873	24.643	103.1	38:01.557
25	B 1:05.498	18.552	22.237	24.709	102.2	28:44.555	35	A 1:04.930	18.488	21.847	24.595	103.1	39:06.487
26	B 1:05.473	18.458	22.150	24.865	102.3	29:50.028	36	A 1:05.293	18.656	22.035	24.602	102.6	40:11.780
27	B 1:05.559	18.581	22.221	24.757	102.1	30:55.587	37	A 1:05.263	18.479	21.956	24.828	102.6	41:17.043
28	B 1:05.728	18.585	22.314	24.829	101.9	32:01.315	38	A 1:04.890	18.369	21.902	24.619	103.2	42:21.933
29	B 1:05.301	18.393	22.412	24.496	102.5	33:06.616	39	A 1:04.847	18.396	21.929	24.522	103.3	43:26.780
30	B 1:05.392	18.565	22.068	24.759	102.4	34:12.008	40	A 1:04.705	18.393	21.860	24.452	103.5	44:31.485
31	B 1:04.983	18.477	21.961	24.545	103.0	35:16.991	41	A <b>1:04.309</b>	18.315	<b>21.552</b>	<b>24.442</b>	104.1	45:35.794
32	B 1:04.900	18.441	21.840	24.619	103.2	36:21.891	42	A 1:04.421	18.247	21.584	24.590	103.9	46:40.215
33	B 1:06.279	19.121	22.446	24.712	101.0	37:28.170	43	A 1:18.038	<b>18.146</b>	35.322	24.570	85.8	47:58.253
34	B 1:04.574	18.337	21.714	24.523	103.7	38:32.744	44	A 1:05.289	18.328	22.161	24.800	102.6	49:03.542
35	B 1:04.773	18.315	21.875	24.583	103.4	39:37.517	45	A 1:08.573	18.801	23.402	26.370	97.6	50:12.115
36	B 1:04.870	18.418	21.841	24.611	103.2	40:42.387							
37	B 1:04.797	18.385	21.907	24.505	103.3	41:47.184							
38	B 1:04.559	18.388	21.729	<b>24.442</b>	103.7	42:51.743							
39	B 1:04.763	18.416	21.728	24.619	103.4	43:56.506							
40	B 1:04.530	18.274	21.796	24.460	103.8	45:01.036							
41	B <b>1:04.088</b>	<b>18.263</b>	<b>21.327</b>	24.498	104.5	46:05.124							
42	B 1:04.480	18.345	21.497	24.638	103.8	47:09.604							
43	B 1:05.362	18.339	22.180	24.843	102.4	48:14.966							
44	B 1:06.574	18.674	22.720	25.180	100.6	49:21.540							
45	B 1:11.448	18.625	22.097	30.726	93.7	50:32.988							

Driver	Team	Sector 1	Sector 2	Sector 3	Kph	Elapsed
<b>4</b> Edoardo Mortara	CHE Venturi Formula E Team Venturi VM200-FE-03					
1	B 1:31.515	10.648	40.812	40.055	73.2	1:31.515
2	B 1:06.946	18.874	22.755	25.317	100.0	2:38.461
3	B 1:06.223	18.669	22.444	25.110	101.1	3:44.684
4	B 1:05.453	18.450	22.228	24.775	102.3	4:50.137
5	B 1:05.259	18.478	22.030	24.751	102.6	5:55.396
6	B 1:05.426	18.499	22.227	24.700	102.3	7:00.822
7	B 1:04.907	18.475	21.813	24.619	103.2	8:05.729
8	B 1:05.518	18.716	22.074	24.728	102.2	9:11.247
9	B 1:05.258	18.421	22.068	24.769	102.6	10:16.505
10	B 1:04.988	18.467	21.879	24.642	103.0	11:21.493
11	B 1:04.789	18.390	21.875	24.524	103.4	12:26.282
12	B 1:05.186	18.414	21.924	24.848	102.7	13:31.468
13	B 1:05.027	18.366	21.889	24.772	103.0	14:36.495
14	B 1:04.982	18.466	21.840	24.676	103.0	15:41.477
15	B 1:04.797	18.406	21.773	24.618	103.3	16:46.274
16	B 1:04.752	18.380	21.741	24.631	103.4	17:51.026
17	B 1:05.378	18.415	21.742	25.221	102.4	18:56.404
18	B 1:04.878	18.368	21.854	24.656	103.2	20:01.282
19	B 1:05.083	18.438	21.891	24.754	102.9	21:06.365
20	B 1:04.776	18.317	21.797	24.662	103.4	22:11.141
21	B 1:05.015	18.387	21.803	24.825	103.0	23:16.156
22	B 1:05.076	18.290	21.732	25.054	102.9	24:21.232
23	A 1:38.443 <b>B</b>	18.577	21.892	57.974	68.0	25:59.675
24	A 1:09.285	22.243	22.197	24.845	96.6	27:08.960
25	A 1:07.004	18.698	23.251	25.055	99.9	28:15.964
26	A 1:05.432	18.628	22.078	24.726	102.3	29:21.396

Driver	Team	Sector 1	Sector 2	Sector 3	Kph	Elapsed
<b>5</b> Maro Engel	DEU Venturi Formula E Team Venturi VM200-FE-03					
1	A 1:38.233	33.887			68.2	1:38.233
2	A 1:10.418	21.194	23.724	25.500	95.1	2:48.651
3	A 1:05.851	18.579	22.347	24.925	101.7	3:54.502
4	A 1:06.125	18.800	22.312	25.013	101.3	5:00.627
5	A 1:05.838	18.615	22.309	24.914	101.7	6:06.465
6	A 1:05.496	18.595	22.084	24.817	102.2	7:11.961
7	A 1:05.916	18.577	22.416	24.923	101.6	8:17.877
8	A 1:05.631	18.748	22.183	24.700	102.0	9:23.508
9	A 1:05.683	18.618	22.041	25.024	101.9	10:29.191
10	A 1:05.619	18.752	22.166	24.701	102.0	11:34.810
11	A 1:05.501	18.616	22.105	24.780	102.2	12:40.311
12	A 1:05.478	18.738	22.071	24.669	102.3	13:45.789
13	A 1:05.234	18.627	21.972	24.635	102.6	14:51.023
14	A 1:05.626	18.654	22.176	24.796	102.0	15:56.649
15	A 1:05.369	18.644	21.981	24.744	102.4	17:02.018
16	A 1:05.250	18.656	21.942	24.652	102.6	18:07.268
17	A 1:05.606	18.700	21.963	24.943	102.1	19:12.874
18	A 1:05.347	18.622	22.005	24.720	102.5	20:18.221
19	A 1:05.324	18.508	22.105	24.711	102.5	21:23.545
20	A 1:06.088	19.018	22.317	24.753	101.3	22:29.633
21	A 1:05.780	18.722	22.206	24.852	101.8	23:35.413
22	A 1:05.818	18.723	22.227	24.868	101.7	24:41.231
23	B 1:39.612 <b>B</b>	18.690	22.260	58.662	67.2	26:20.843
24	B 1:10.979	22.988	22.733	25.258	94.3	27:31.822
25	B 1:05.479	18.693	22.157	24.629	102.3	28:37.301
26	B 1:05.325	18.505	22.194	24.626	102.5	29:42.626
27	B 1:04.992	18.439	21.984	24.569	103.0	30:47.618
28	B 1:05.183	18.440	22.158	24.585	102.7	31:52.801
29	B <b>1:04.884</b>	<b>18.384</b>	21.967	24.533	103.2	32:57.685
30	B 1:05.031	18.598	21.972	24.461	103.0	34:02.716
31	B 1:05.190	18.696	21.911	24.583	102.7	35:07.906
32	B 1:05.298	18.917	21.911	24.470	102.5	36:13.204
33	B 1:05.194	18.759	21.974	24.461	102.7	37:18.398
34	B 1:05.154	18.673	21.936	24.545	102.8	38:23.552
35	B 1:05.148	18.736	21.919	24.493	102.8	39:28.700
36	B 1:05.416	18.844	22.061	24.511	102.4	40:34.116



## FIA Formula E Championship Round 2 - Hong Kong ePrix Race 2

### Analysis

Official Timekeeper TAGHeuer

200KW Personal Best Session Best Crossing the finish line in pit lane

Lap	Time	Sector 1	Sector 2	Sector 3	Kph	Elapsed
37	B 1:05.204	18.737	22.034	24.433	102.7	41:39.320
38	B 1:05.077	18.705	21.944	<b>24.428</b>	102.9	42:44.397
39	B 1:04.914	18.652	21.788	24.474	103.2	43:49.311
40	B 1:05.141	18.701	21.864	24.576	102.8	44:54.452
41	B 1:04.989	18.551	21.856	24.582	103.0	45:59.441
42	B 1:04.896	18.579	21.783	24.534	103.2	47:04.337
43	B 1:05.278	18.683	21.897	24.698	102.6	48:09.615
44	B 1:06.041	18.453	21.842	25.746	101.4	49:15.656
45	B 1:05.104	18.512	<b>21.720</b>	24.872	102.9	50:20.760

**6** **Neel Jani** CHE  
 DRAGON PENSKE EV-2

1	A 1:41.303	41.320			66.1	1:41.303
2	A 1:12.776	20.757	26.666	25.353	92.0	2:54.079
3	A 1:07.054	19.412	22.439	25.203	99.9	4:01.133
4	A 1:06.211	18.621	22.514	25.076	101.1	5:07.344
5	A 1:06.209	18.701	22.422	25.086	101.1	6:13.553
6	A <b>1:05.655</b>	18.506	22.184	24.965	102.0	7:19.208
7	A 1:05.716	18.638	21.978	25.100	101.9	8:24.924
8	A 1:06.055	18.608	22.184	25.263	101.4	9:30.979
9	A 1:06.310	18.583	22.359	25.368	101.0	10:37.289
10	A 1:06.097	18.532	22.119	25.446	101.3	11:43.386
11	A 1:06.079	18.481	22.447	25.151	101.3	12:49.465
12	A 1:05.840	18.598	22.243	24.999	101.7	13:55.305
13	A 1:06.128	18.563	22.314	25.251	101.3	15:01.433
14	A 1:05.790	18.482	22.087	25.221	101.8	16:07.223
15	A 1:07.000	18.626	22.934	25.440	99.9	17:14.223
16	A 1:07.230	18.941	22.738	25.551	99.6	18:21.453
17	A 1:06.450	19.004	22.410	25.036	100.8	19:27.903
18	A 1:06.361	18.787	22.313	25.261	100.9	20:34.264
19	A 1:06.150	18.666	22.344	25.140	101.2	21:40.414
20	A 1:06.218	18.628	22.408	25.182	101.1	22:46.632
21	B 1:46.471 <b>B</b>	18.644	22.360	1:05.467	62.9	24:33.103
22	B 1:12.506	23.401	23.104	26.001	92.4	25:45.609
23	B 1:05.871	18.524	22.359	24.988	101.7	26:51.480
24	B 1:06.396	18.683	22.587	25.126	100.8	27:57.876
25	B 1:05.669	<b>18.472</b>	22.287	24.910	102.0	29:03.545
26	B 1:06.208	18.702	22.320	25.186	101.1	30:09.753
27	B 1:06.224	18.644	22.371	25.209	101.1	31:15.977
28	B 1:06.146	18.508	22.411	25.227	101.2	32:22.123
29	B 1:05.770	18.540	22.114	25.116	101.8	33:27.893
30	B 1:06.438	18.998	22.335	25.105	100.8	34:34.331
31	B 1:05.863	18.607	22.228	25.028	101.7	35:40.194
32	B 1:06.141	18.734	22.203	25.204	101.2	36:46.335
33	B 1:06.069	18.749	22.202	25.118	101.3	37:52.404
34	B 1:05.711	18.634	22.300	<b>24.777</b>	101.9	38:58.115
35	B 1:05.690	18.575	22.205	24.910	101.9	40:03.805
36	B 1:05.715	18.635	<b>21.974</b>	25.106	101.9	41:09.520
37	B 1:05.852	18.731	22.228	24.893	101.7	42:15.372
38	B 1:06.461	18.918	22.327	25.216	100.8	43:21.833
39	B 1:06.771	18.787	22.912	25.072	100.3	44:28.604
40	B 1:06.128	18.859	22.261	25.008	101.3	45:34.732
41	B 1:12.396	20.248	24.615	27.533	92.5	46:47.128
42	B 1:06.324	18.939	22.320	25.065	101.0	47:53.452
43	B 1:08.957	19.584	24.115	25.258	97.1	49:02.409
44	B 1:08.154	18.741	23.293	26.120	98.2	50:10.563

**7** **Jérôme d'Ambrosio** BEL  
 DRAGON PENSKE EV-2

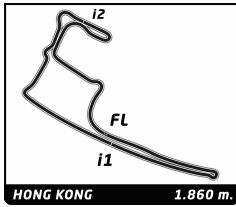
1	B 1:40.541	40.066			66.6	1:40.541
2	B 1:12.861	20.225	27.316	25.320	91.9	2:53.402
3	B 1:06.563	18.709	22.522	25.332	100.6	3:59.965
4	B 1:06.566	19.193	22.450	24.923	100.6	5:06.531
5	B 1:06.136	18.941	22.109	25.086	101.2	6:12.667
6	B 1:05.669	<b>18.472</b>	22.274	24.923	102.0	7:18.336
7	B 1:05.812	18.557	22.085	25.170	101.7	8:24.148
8	B 1:06.091	18.649	22.159	25.283	101.3	9:30.239
9	B 1:05.897	18.603	22.171	25.123	101.6	10:36.136
10	B 1:06.004	18.784	22.113	25.107	101.4	11:42.140
11	B 1:05.683	18.515	22.065	25.103	101.9	12:47.823
12	B 1:05.817	18.625	22.032	25.160	101.7	13:53.640
13	B 1:06.137	18.590	22.434	25.113	101.2	14:59.777
14	B 1:06.222	18.618	22.396	25.208	101.1	16:05.999
15	B 1:07.027	18.860	22.640	25.527	99.9	17:13.026
16	B 1:07.797	18.832	23.458	25.507	98.8	18:20.823
17	B 1:06.176	18.785	22.316	25.075	101.2	19:26.999
18	B 1:06.365	18.838	22.157	25.370	100.9	20:33.364
19	B 1:05.879	18.823	21.958	25.098	101.6	21:39.243
20	B 1:06.138	18.774	22.142	25.222	101.2	22:45.381
21	B 1:06.277	18.692	22.191	25.394	101.0	23:51.658
22	B 1:07.295	18.905	22.463	25.927	99.5	24:58.953
23	A 1:42.345 <b>B</b>	18.890	22.974	1:00.481	65.4	26:41.298
24	A 1:10.515	22.707	22.612	25.196	95.0	27:51.813
25	A 1:06.131	18.843	22.308	24.980	101.3	28:57.944
26	A 1:05.977	18.864	22.288	24.825	101.5	30:03.921
27	A 1:05.635	18.746	22.043	24.846	102.0	31:09.556
28	A 1:05.310	18.654	21.974	<b>24.682</b>	102.5	32:14.866
29	A 1:05.552	18.540	22.128	24.884	102.1	33:20.418
30	A <b>1:05.290</b>	18.566	<b>21.844</b>	24.880	102.6	34:25.708
31	A 1:05.514	18.614	21.922	24.978	102.2	35:31.222
32	A 1:05.839	18.819	21.997	25.023	101.7	36:37.061
33	A 1:05.613	18.727	21.968	24.918	102.1	37:42.674
34	A 1:06.031	18.751	22.147	25.133	101.4	38:48.705
35	A 1:06.027	18.553	22.130	25.344	101.4	39:54.732
36	A 1:06.572	19.096	22.348	25.128	100.6	41:01.304
37	A 1:05.483	18.545	21.924	25.014	102.3	42:06.787
38	A 1:05.879	18.827	22.057	24.995	101.6	43:12.666
39	A 1:06.297	18.653	22.171	25.473	101.0	44:18.963
40	A 1:06.016	18.776	22.142	25.098	101.4	45:24.979
41	A 1:06.396	18.835	22.322	25.239	100.8	46:31.375
42	A 1:06.204	18.739	22.165	25.300	101.1	47:37.579
43	A 1:06.317	18.725	22.251	25.341	101.0	48:43.896
44	A 1:07.764	19.179	23.028	25.557	98.8	49:51.660
45	A 1:08.613	18.958	22.449	27.206	97.6	51:00.273

**8** **Nicolas Prost** FRA  
 Renault e.dams Renault Z.E. 17

1	A 1:37.603	30.197			68.6	1:37.603
2	A 1:08.329	20.373	22.966	24.990	98.0	2:45.932
3	A 1:05.513	18.587	21.953	24.973	102.2	3:51.445
4	A 1:06.963	18.564	22.370	26.029	100.0	4:58.408
5	A 1:05.432	18.588	22.047	24.797	102.3	6:03.840
6	A 1:05.213	18.523	21.976	24.714	102.7	7:09.053



FIA FORMULA E CHAMPIONSHIP 2017-18



FIA Formula E Championship  
Round 2 - Hong Kong ePrix  
Race 2

Analysis

Official Timekeeper TAGHeuer

200KW Personal Best Session Best B Crossing the finish line in pit lane													
Lap	Time	Sector 1	Sector 2	Sector 3	Kph	Elapsed	Lap	Time	Sector 1	Sector 2	Sector 3	Kph	Elapsed
7	A 1:07.561	18.663	23.915	24.983	99.1	8:16.614	17	A 1:05.414	18.588	22.029	24.797	102.4	19:15.610
8	A 1:04.950	18.358	21.836	24.756	103.1	9:21.564	18	A 1:05.352	18.474	21.972	24.906	102.5	20:20.962
9	A 1:06.132	18.506	21.894	25.732	101.3	10:27.696	19	A 1:04.951	18.414	21.883	24.654	103.1	21:25.913
10	A 1:05.250	18.478	21.974	24.798	102.6	11:32.946	20	A 1:05.875	18.652	22.346	24.877	101.6	22:31.788
11	A 1:05.580	18.460	22.284	24.836	102.1	12:38.526	21	A 1:07.554	19.249	23.133	25.172	99.1	23:39.342
12	A 1:05.493	18.435	22.330	24.728	102.2	13:44.019	22	B 1:40.127 <b>B</b>	19.129	22.477	58.521	66.9	25:19.469
13	A 1:05.251	18.436	22.019	24.796	102.6	14:49.270	23	B 1:08.487	22.176	21.971	24.340	97.8	26:27.956
14	A 1:06.814	18.491	22.373	25.950	100.2	15:56.084	24	B 1:05.555	18.534	22.245	24.776	102.1	27:33.511
15	A 1:05.327	18.495	21.964	24.868	102.5	17:01.411	25	B 1:05.581	18.557	22.422	24.602	102.1	28:39.092
16	A 1:05.363	18.587	22.035	24.741	102.4	18:06.774	26	B 1:05.287	18.374	22.273	24.640	102.6	29:44.379
17	A 1:05.606	18.580	22.131	24.895	102.1	19:12.380	27	B 1:05.005	18.422	22.000	24.583	103.0	30:49.384
18	A 1:05.319	18.584	22.034	24.701	102.5	20:17.699	28	B 1:05.158	18.465	21.990	24.703	102.8	31:54.542
19	A 1:05.453	18.517	22.185	24.751	102.3	21:23.152	29	B 1:05.061	18.343	21.929	24.789	102.9	32:59.603
20	A 1:05.477	18.510	22.103	24.864	102.3	22:28.629	30	B 1:05.309	18.356	22.153	24.800	102.5	34:04.912
21	A 1:05.634	18.644	22.047	24.943	102.0	23:34.263	31	B 1:05.208	18.386	22.092	24.730	102.7	35:10.120
22	A 1:06.330	18.686	22.282	25.362	100.9	24:40.593	32	B 1:05.124	18.449	22.014	24.661	102.8	36:15.244
23	B 1:41.289 <b>B</b>	18.633	22.599	1:00.057	66.1	26:21.882	33	B 1:05.133	18.403	22.070	24.660	102.8	37:20.377
24	B 1:11.044	23.640	22.419	24.985	94.3	27:32.926	34	B 1:05.101	18.405	22.046	24.650	102.9	38:25.478
25	B 1:05.107	18.537	21.996	24.574	102.8	28:38.033	35	B 1:05.244	18.513	22.041	24.690	102.6	39:30.722
26	B 1:05.250	18.425	22.143	24.682	102.6	29:43.283	36	B 1:05.157	18.473	21.966	24.718	102.8	40:35.879
27	B 1:05.015	18.535	21.888	24.592	103.0	30:48.298	37	B 1:05.132	18.370	22.052	24.710	102.8	41:41.011
28	B 1:05.105	18.429	22.121	24.555	102.8	31:53.403	38	B 1:05.229	18.348	22.087	24.794	102.7	42:46.240
29	B 1:04.985	18.382	21.904	24.699	103.0	32:58.388	39	B 1:05.141	18.361	21.988	24.792	102.8	43:51.381
30	B 1:05.271	18.477	22.058	24.736	102.6	34:03.659	40	B 1:05.667	18.411	22.515	24.741	102.0	44:57.048
31	B 1:05.038	18.405	22.039	24.594	103.0	35:08.697	41	B 1:05.314	18.529	21.967	24.818	102.5	46:02.362
32	B 1:05.534	18.418	22.311	24.805	102.2	36:14.231	42	B 1:05.425	18.461	22.074	24.890	102.3	47:07.787
33	B 1:04.987	18.314	21.994	24.679	103.0	37:19.218	43	B 1:05.753	18.626	22.134	24.993	101.8	48:13.540
34	B 1:05.020	18.383	22.004	24.633	103.0	38:24.238	44	B 1:07.034	18.797	23.128	25.109	99.9	49:20.574
35	B 1:05.412	18.397	22.188	24.827	102.4	39:29.650	45	B 1:06.649	18.790	22.643	25.216	100.5	50:27.223
36	B 1:05.207	18.412	22.100	24.695	102.7	40:34.857							
37	B 1:05.272	18.351	22.311	24.610	102.6	41:40.129							
38	B 1:05.192	18.372	22.039	24.781	102.7	42:45.321							
39	B 1:04.966	18.414	21.878	24.674	103.1	43:50.287							
40	B 1:05.023	18.369	21.926	24.728	103.0	44:55.310							
41	B 1:05.077	18.517	21.751	24.809	102.9	46:00.387							
42	B 1:04.935	18.352	21.945	24.638	103.1	47:05.322							
43	B 1:05.460	18.513	21.875	25.072	102.3	48:10.782							
44	B 1:05.803	18.561	22.146	25.096	101.8	49:16.585							
45	B 1:07.404	18.875	22.483	26.046	99.3	50:23.989							

<b>9</b>	<b>Sébastien Buemi</b> Renault e.dams	CHE	Renault Z.E. 17			
1	A 1:41.680	42.897	65.9	1:41.680		
2	A 1:12.665	20.049	27.530	25.086	92.1	2:54.345
3	A 1:05.942	18.663	22.211	25.068	101.5	4:00.287
4	A 1:05.072	18.516	21.841	24.715	102.9	5:05.359
5	A 1:05.000	18.264	21.834	24.902	103.0	6:10.359
6	A 1:06.322	18.902	22.480	24.940	101.0	7:16.681
7	A 1:06.020	18.468	22.492	25.060	101.4	8:22.701
8	A 1:05.340	18.395	22.058	24.887	102.5	9:28.041
9	A 1:05.143	18.306	21.935	24.902	102.8	10:33.184
10	A 1:04.766	18.308	21.908	24.550	103.4	11:37.950
11	A 1:05.366	18.294	21.792	25.280	102.4	12:43.316
12	A 1:05.165	18.554	21.885	24.726	102.8	13:48.481
13	A 1:05.228	18.539	22.049	24.640	102.7	14:53.709
14	A 1:05.792	18.778	22.091	24.923	101.8	15:59.501
15	A 1:05.198	18.577	21.825	24.796	102.7	17:04.699
16	A 1:05.497	18.597	22.091	24.809	102.2	18:10.196

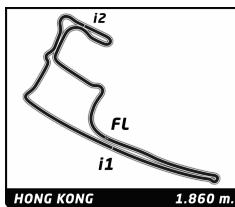
<b>16</b>	<b>Oliver Turvey</b> NIO Formula E Team	GBR	NextEV NIO Sport 003			
1	B 1:34.512	18.554	41.801	34.157	70.8	1:34.512
2	B 1:08.221	20.029	22.982	25.210	98.2	2:42.733
3	B 1:06.449	18.885	22.373	25.191	100.8	3:49.182
4	B 1:06.985	18.694	23.041	25.250	100.0	4:56.167
5	B 1:05.589	18.549	22.148	24.892	102.1	6:01.756
6	B 1:05.578	18.562	22.063	24.953	102.1	7:07.334
7	B 1:05.782	18.922	22.066	24.794	101.8	8:13.116
8	B 1:05.364	18.587	22.008	24.769	102.4	9:18.480
9	B 1:05.467	18.606	21.958	24.903	102.3	10:23.947
10	B 1:05.512	18.702	22.025	24.785	102.2	11:29.459
11	B 1:05.142	18.471	21.912	24.759	102.8	12:34.601
12	B 1:05.381	18.479	22.150	24.752	102.4	13:39.982
13	B 1:05.655	18.682	22.214	24.759	102.0	14:45.637
14	B 1:05.249	18.510	21.986	24.753	102.6	15:50.886
15	B 1:05.325	18.591	22.001	24.733	102.5	16:56.211
16	B 1:05.502	18.579	21.942	24.981	102.2	18:01.713
17	B 1:06.565	18.574	23.040	24.951	100.6	19:08.278
18	B 1:05.528	18.619	22.003	24.906	102.2	20:13.806
19	B 1:06.512	18.648	22.351	25.513	100.7	21:20.318
20	B 1:06.345	19.264	22.200	24.881	100.9	22:26.663
21	B 1:05.593	18.559	22.160	24.874	102.1	23:32.256
22	B 1:05.953	18.706	22.371	24.876	101.5	24:38.209
23	A 1:42.076 <b>B</b>	18.798	23.148	1:00.130	65.6	26:20.285
24	A 1:10.969	22.895	22.576	25.498	94.4	27:31.254
25	A 1:05.204	18.519	22.075	24.610	102.7	28:36.458
26	A 1:05.072	18.553	21.981	24.538	102.9	29:41.530

Global Partner

Official Partners





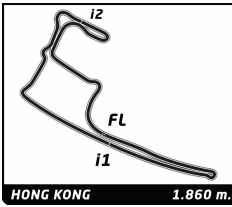


**FIA Formula E Championship**  
**Round 2 - Hong Kong ePrix**  
**Race 2**

**Analysis**

Official Timekeeper **TAGHeuer**

200KW							Personal Best							Session Best							B Crossing the finish line in pit lane																																																																																																																																																																																																																																																																																																		
Lap	Time	Sector 1	Sector 2	Sector 3	Kph	Elapsed	Lap	Time	Sector 1	Sector 2	Sector 3	Kph	Elapsed	Lap	Time	Sector 1	Sector 2	Sector 3	Kph	Elapsed	Lap	Time	Sector 1	Sector 2	Sector 3	Kph	Elapsed																																																																																																																																																																																																																																																																																												
<b>20</b>	<b>Mitch Evans</b>						NZL	7	A	1:04.490	18.222	<b>21.538</b>	24.730	103.8	9:01.893	8	A	1:05.368	18.341	22.262	24.765	102.4	10:07.261	9	A	1:04.684	18.318	21.750	24.616	103.5	11:11.945	10	A	1:04.660	18.369	21.782	24.509	103.6	12:16.605	11	A	1:05.121	18.395	21.811	24.915	102.8	13:21.726	12	A	1:05.699	18.310	22.347	25.042	101.9	14:27.425	13	A	1:06.094	18.807	22.428	24.859	101.3	15:33.519	14	A	1:05.835	18.687	22.299	24.849	101.7	16:39.354	15	A	1:05.815	18.599	22.201	25.015	101.7	17:45.169	16	A	1:05.504	18.492	22.194	24.818	102.2	18:50.673	17	A	1:06.106	18.694	22.367	25.045	101.3	19:56.779	18	A	1:05.825	18.556	22.254	25.015	101.7	21:02.604	19	A	1:05.767	18.532	22.278	24.957	101.8	22:08.371	20	A	1:06.360	18.671	22.476	25.213	100.9	23:14.731	21	A	1:05.631	18.656	22.334	24.641	102.0	24:20.362	22	A	1:07.125	18.783	21.975	26.367	99.8	25:27.487	23	B	1:38.191 B	18.464	22.267	57.460	68.2	27:05.678	24	B	1:12.301	23.011	23.779	25.511	92.6	28:17.979	25	B	1:06.125	18.532	22.590	25.003	101.3	29:24.104	26	B	1:04.325	18.370	21.698	24.257	104.1	30:28.429	27	B	1:04.430	18.341	21.835	<b>24.254</b>	103.9	31:32.859	28	B	1:04.431	<b>18.160</b>	21.751	24.520	103.9	32:37.290	29	B	1:05.138	18.213	22.146	24.779	102.8	33:42.428	30	B	1:04.695	18.306	21.809	24.580	103.5	34:47.123	31	B	1:05.349	18.363	22.427	24.559	102.5	35:52.472	32	B	1:04.717	18.253	21.863	24.601	103.5	36:57.189	33	B	1:05.660	18.419	22.144	25.097	102.0	38:02.849	34	B	<b>1:04.198</b>	18.199	21.615	24.384	104.3	39:07.047	35	B	1:05.604	18.534	22.368	24.702	102.1	40:12.651	36	B	1:05.614	18.597	22.307	24.710	102.1	41:18.265	37	B	1:07.169	19.713	22.546	24.910	99.7	42:25.434	38	B	1:05.384	18.383	21.804	25.197	102.4	43:30.818	39	B	1:04.832	18.295	21.771	24.766	103.3	44:35.650	40	B	1:04.783	18.322	21.871	24.590	103.4	45:40.433	41	B	1:05.821	18.307	22.124	25.390	101.7	46:46.254	42	B	1:05.038	18.377	21.962	24.699	103.0	47:51.292	43	B	1:04.778	18.338	21.789	24.651	103.4	48:56.070	44	B	1:05.176	18.463	22.011	24.702	102.7	50:01.246
<b>25</b>	<b>Jean-Eric Vergne</b>						FRA	1	A	1:33.983	16.233	42.231	35.519	71.2	1:33.983	2	A	1:07.775	19.886	22.958	24.931	98.8	2:41.758	3	A	1:06.714	18.815	22.688	25.211	100.4	3:48.472	4	A	1:06.817	18.778	23.171	24.868	100.2	4:55.289	5	A	1:05.699	18.586	22.162	24.951	101.9	6:00.988	6	A	1:05.293	18.499	22.207	24.587	102.6	7:06.281	7	A	1:05.404	18.451	22.036	24.917	102.4	8:11.685	8	A	1:05.324	18.450	22.237	24.637	102.5	9:17.009	9	A	1:05.319	18.446	22.094	24.779	102.5	10:22.328	10	A	1:05.470	18.469	22.048	24.953	102.3	11:27.798	11	A	1:05.587	18.393	22.322	24.872	102.1	12:33.385	12	A	1:05.687	18.516	22.089	25.082	101.9	13:39.072	13	A	1:05.457	18.464	22.081	24.912	102.3	14:44.529	14	A	1:05.398	18.473	22.117	24.808	102.4	15:49.927	15	A	1:05.450	18.539	22.154	24.757	102.3	16:55.377	16	A	1:05.391	18.449	22.149	24.793	102.4	18:00.768	17	A	1:05.749	18.559	22.320	24.870	101.8	19:06.517																																																																																																																																																																								
<b>23</b>	<b>Nick Heidfeld</b>						DEU	1	A	1:35.506	22.920			70.1	1:35.506	2	A	1:13.847	23.555	24.946	25.346	90.7	2:49.353	3	A	1:06.059	18.723	22.349	24.987	101.4	3:55.412	4	A	1:07.218	18.642	22.466	26.110	99.6	5:02.630	5	A	1:50.213	1:02.750	22.284	25.179	60.8	6:52.843	6	A	1:04.560	18.342	21.790	24.428	103.7	7:57.403																																																																																																																																																																																																																																																																



# FIA Formula E Championship Round 2 - Hong Kong ePrix Race 2

## Analysis

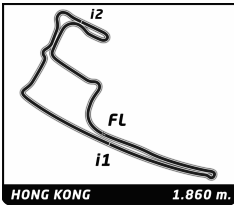
Official Timekeeper

Lap	Time	Sector 1	Sector 2	Sector 3	Kph	Elapsed	Lap	Time	Sector 1	Sector 2	Sector 3	Kph	Elapsed
18 A	1:05.801	18.477	22.328	24.996	101.8	20:12.318	28 A	1:05.906	18.595	22.637	24.674	101.6	32:43.825
19 A	1:05.543	18.433	22.443	24.667	102.2	21:17.861	29 A	1:05.808	18.588	22.244	24.976	101.8	33:49.633
20 A	1:05.912	18.614	22.416	24.882	101.6	22:23.773	30 A	1:05.410	18.470	22.103	24.837	102.4	34:55.043
21 A	1:06.416	18.515	22.865	25.036	100.8	23:30.189	31 A	1:08.074	18.493	24.504	25.077	98.4	36:03.117
22 A	1:06.323	18.887	22.492	24.944	101.0	24:36.512	32 A	1:05.673	18.513	22.271	24.889	102.0	37:08.790
23 B	1:42.322 B	19.472	23.121	59.729	65.4	26:18.834	33 A	1:05.557	18.597	22.259	24.701	102.1	38:14.347
24 B	1:09.425	22.360	22.454	24.611	96.4	27:28.259	34 A	1:05.535	18.453	22.114	24.968	102.2	39:19.882
25 B	1:05.673	18.766	22.440	24.467	102.0	28:33.932	35 A	1:04.099	18.073	21.593	24.433	104.5	40:23.981
26 B	1:04.968	18.464	21.981	24.523	103.1	29:38.900	36 A	1:04.618	18.252	21.696	24.670	103.6	41:28.599
27 B	1:05.041	18.366	22.094	24.581	103.0	30:43.941	37 A	1:05.439	18.297	22.489	24.653	102.3	42:34.038
28 B	1:04.606	18.402	21.829	24.375	103.6	31:48.547	38 A	1:04.826	18.445	21.756	24.625	103.3	43:38.864
29 B	1:04.915	18.434	22.024	24.457	103.2	32:53.462	39 A	1:04.418	18.351	21.572	24.495	103.9	44:43.282
30 B	1:05.049	18.473	22.030	24.546	102.9	33:58.511	40 A	1:04.311	18.319	21.466	24.526	104.1	45:47.593
31 B	1:04.796	18.412	21.976	24.408	103.3	35:03.307	41 A	1:04.229	18.219	21.504	24.506	104.3	46:51.822
32 B	1:05.247	18.550	21.998	24.699	102.6	36:08.554	42 A	1:04.477	18.238	21.860	24.379	103.9	47:56.299
33 B	1:05.323	18.577	21.915	24.831	102.5	37:13.877	43 A	1:04.740	18.365	21.581	24.794	103.4	49:01.039
34 B	1:05.142	18.459	22.052	24.631	102.8	38:19.019	44 A	1:05.479	18.480	22.158	24.841	102.3	50:06.518
35 B	1:05.003	18.558	22.002	24.443	103.0	39:24.022	<b>28</b> Antonio Felix da Costa <span style="float:right">PRT</span>						
36 B	1:05.109	18.448	22.082	24.579	102.8	40:29.131							Andretti Formula E <span style="float:right">Andretti ATEC-03</span>
37 B	1:05.077	18.576	21.958	24.543	102.9	41:34.208	1 A	1:33.456	15.098	41.481	36.877	71.6	1:33.456
38 B	1:05.363	18.374	22.252	24.737	102.4	42:39.571	2 A	1:07.634	19.631	23.034	24.969	99.0	2:41.090
39 B	1:05.215	18.542	22.010	24.663	102.7	43:44.786	3 A	1:06.556	18.946	22.685	24.925	100.6	3:47.646
40 B	1:05.217	18.561	22.056	24.600	102.7	44:50.003	4 A	1:06.270	18.932	22.568	24.770	101.0	4:53.916
41 B	1:05.230	18.615	22.037	24.578	102.7	45:55.233	5 A	1:05.567	18.601	22.334	24.632	102.1	5:59.483
42 B	1:04.985	18.409	22.000	24.576	103.0	47:00.218	6 A	1:05.318	18.534	22.060	24.724	102.5	7:04.801
43 B	1:05.343	18.514	22.187	24.642	102.5	48:05.561	7 A	1:05.402	18.547	22.154	24.701	102.4	8:10.203
44 B	1:05.194	18.536	22.114	24.544	102.7	49:10.755	8 A	1:05.042	18.337	22.061	24.644	102.9	9:15.245
45 B	1:06.922	18.434	22.486	26.002	100.1	50:17.677	9 A	1:05.472	18.560	22.088	24.824	102.3	10:20.717

Lap	Time	Sector 1	Sector 2	Sector 3	Kph	Elapsed
<b>27</b> Kamui Kobayashi <span style="float:right">MCO</span>						
Andretti Formula E <span style="float:right">Andretti ATEC-04</span>						
1 B	1:39.056	36.221			67.6	1:39.056
2 B	1:11.004	20.687	24.786	25.531	94.3	2:50.060
3 B	1:06.595	18.775	22.654	25.166	100.5	3:56.655
4 B	1:05.839	18.707	22.156	24.976	101.7	5:02.494
5 B	1:06.945	18.996	22.563	25.386	100.0	6:09.439
6 B	1:05.928	18.598	22.370	24.960	101.6	7:15.367
7 B	1:06.954	19.251	22.467	25.236	100.0	8:22.321
8 B	1:06.789	19.230	22.508	25.051	100.3	9:29.110
9 B	1:06.058	18.551	22.602	24.905	101.4	10:35.168
10 B	1:05.664	18.542	22.391	24.731	102.0	11:40.832
11 B	1:05.850	18.591	22.241	25.018	101.7	12:46.682
12 B	1:06.207	18.604	22.435	25.168	101.1	13:52.889
13 B	1:06.134	18.644	22.489	25.001	101.2	14:59.023
14 B	1:06.217	18.799	22.305	25.113	101.1	16:05.240
15 B	1:08.411	19.250	23.707	25.454	97.9	17:13.651
16 B	1:06.132	18.784	22.246	25.102	101.3	18:19.783
17 B	1:05.699	18.613	22.258	24.828	101.9	19:25.482
18 B	1:05.564	18.458	22.219	24.887	102.1	20:31.046
19 B	1:05.809	18.560	22.411	24.838	101.7	21:36.855
20 B	1:07.334	18.584	23.507	25.243	99.4	22:44.189
21 B	1:06.605	18.654	22.341	25.610	100.5	23:50.794
22 B	1:07.359	18.801	22.921	25.637	99.4	24:58.153
23 A	2:05.941 B	18.957	23.050	1:23.934	53.2	27:04.094
24 A	1:13.060	23.147	24.794	25.119	91.7	28:17.154
25 A	1:08.413	18.764	22.610	27.039	97.9	29:25.567
26 A	1:06.632	19.305	22.444	24.883	100.5	30:32.199
27 A	1:05.720	18.460	22.436	24.824	101.9	31:37.919





# FIA Formula E Championship

## Round 2 - Hong Kong ePrix

### Race 2

### Analysis

Official Timekeeper TAG Heuer

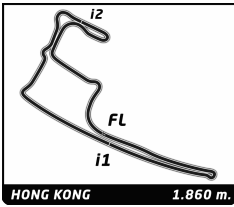
■ 200KW 
 ■ Personal Best 
 ■ Session Best 
 ■ B Crossing the finish line in pit lane

Lap	Time	Sector 1	Sector 2	Sector 3	Kph	Elapsed	Lap	Time	Sector 1	Sector 2	Sector 3	Kph	Elapsed			
39	B 1:04.320	<b>18.265</b>	<b>21.608</b>	24.447	104.1	43:54.033	<b>66</b>	<b>Daniel Abt</b>						DEU		
40	B 1:04.693	18.334	21.771	24.588	103.5	44:58.726							Audi Sport ABT Schaeffler	Audi e-tron FE04		
41	B 1:04.830	18.364	21.741	24.725	103.3	46:03.556										
42	B 1:05.040	18.379	21.969	24.692	103.0	47:08.596										
43	B 1:05.293	18.522	21.909	24.862	102.6	48:13.889										
44	B 1:08.993	18.927	24.241	25.825	97.1	49:22.882										
45	B 1:05.561	18.339	21.634	25.588	102.1	50:28.443										
<b>36</b>	<b>Alex Lynn</b>						GBR									
		DS Virgin Racing						DS Virgin DSV-03								
1	B 1:32.978	13.556	40.556	38.866	72.0	1:32.978										
2	B 1:07.404	19.364	22.658	25.382	99.3	2:40.382										
3	B 1:06.590	18.884	22.514	25.192	100.6	3:46.972										
4	B 1:07.743	20.162	22.656	24.925	98.8	4:54.715										
5	B 1:05.643	18.784	22.007	24.852	102.0	6:00.358										
6	B 1:05.240	18.731	21.802	24.707	102.6	7:05.598										
7	B 1:05.261	18.681	21.856	24.724	102.6	8:10.859										
8	B 1:05.256	18.714	21.823	24.719	102.6	9:16.115										
9	B 1:05.493	18.645	21.936	24.912	102.2	10:21.608										
10	B 1:05.327	18.644	21.883	24.800	102.5	11:26.935										
11	B 1:05.747	18.645	22.153	24.949	101.8	12:32.682										
12	B 1:05.623	18.663	22.113	24.847	102.0	13:38.305										
13	B 1:05.377	18.520	21.967	24.890	102.4	14:43.682										
14	B 1:05.449	18.618	22.018	24.813	102.3	15:49.131										
15	B 1:05.283	18.620	21.935	24.728	102.6	16:54.414										
16	B 1:05.648	18.677	22.345	24.626	102.0	18:00.062										
17	B 1:05.623	18.714	22.038	24.871	102.0	19:05.685										
18	B 1:05.482	18.656	21.911	24.915	102.3	20:11.167										
19	B 1:05.903	18.746	22.219	24.938	101.6	21:17.070										
20	B 1:05.727	18.702	22.264	24.761	101.9	22:22.797										
21	B 1:05.907	18.835	22.151	24.921	101.6	23:28.704										
22	B 1:05.986	18.752	22.228	25.006	101.5	24:34.690										
23	B 1:06.499	18.882	22.544	25.073	100.7	25:41.189										
24	A 1:41.911 <b>B</b>	19.261	23.316	59.334	65.7	27:23.100										
25	A 1:09.904	22.680	22.479	24.745	95.8	28:33.004										
26	A 1:05.068	18.648	21.889	24.531	102.9	29:38.072										
27	A 1:05.037	18.519	21.985	24.533	103.0	30:43.109										
28	A 1:04.681	<b>18.414</b>	21.706	24.561	103.5	31:47.790										
29	A 1:04.740	18.486	21.741	24.513	103.4	32:52.530										
30	A 1:04.737	18.423	21.670	24.644	103.4	33:57.267										
31	A <b>1:04.489</b>	18.440	<b>21.570</b>	24.479	103.8	35:01.756										
32	A 1:04.926	18.417	21.704	24.805	103.1	36:06.682										
33	A 1:05.043	18.583	21.694	24.766	102.9	37:11.725										
34	A 1:05.032	18.510	21.815	24.707	103.0	38:16.757										
35	A 1:04.788	18.552	21.778	<b>24.458</b>	103.4	39:21.545										
36	A 1:04.918	18.601	21.702	24.615	103.1	40:26.463										
37	A 1:05.273	18.622	21.847	24.804	102.6	41:31.736										
38	A 1:05.212	18.590	21.965	24.657	102.7	42:36.948										
39	A 1:05.223	18.636	21.841	24.746	102.7	43:42.171										
40	A 1:05.049	18.558	21.848	24.643	102.9	44:47.220										
41	A 1:05.109	18.679	21.781	24.649	102.8	45:52.329										
42	A 1:05.378	18.671	21.953	24.754	102.4	46:57.707										
43	A 1:05.548	18.627	22.095	24.826	102.2	48:03.255										
44	A 1:06.688	19.071	22.047	25.570	100.4	49:09.943										
45	A 1:14.166	18.809	22.561	32.796	90.3	50:24.109										
								<b>68</b>	<b>Luca Filippi</b>						ITA	
														NIO Formula E Team	NextEV NIO Sport 003	
1	A 1:35.088	20.810		70.4		1:35.088										
2	A 1:26.395	22.203	36.938	27.254	77.5	3:01.483										
3	A 1:08.241	19.224	22.788	26.229	98.1	4:09.724										
4	A 1:08.166	19.051	22.785	26.330	98.2	5:17.890										
5	A 1:09.016	19.275	22.987	26.754	97.0	6:26.906										
6	A 1:11.517	19.414	23.680	28.423	93.6	7:38.423										





FIA FORMULA E  
CHAMPIONSHIP  
2017-18



# FIA Formula E Championship

## Round 2 - Hong Kong ePrix

### Race 2

### Analysis

Official Timekeeper TAGHeuer

■ 200KW ■ Personal Best ■ Session Best ■ B Crossing the finish line in pit lane

Lap		Time	Sector 1	Sector 2	Sector 3	Kph	Elapsed	Lap	Time	Sector 1	Sector 2	Sector 3	Kph	Elapsed
7	A	1:22.424	20.287	23.500	38.637	81.2	9:00.847							
8	A	5:46.443 <b>B</b>	23.256	30.276	4:52.911	19.3	14:47.290							
9	A	1:13.658	26.188	22.538	24.932	90.9	16:00.948							
10	A	1:05.391	18.499	22.240	24.652	102.4	17:06.339							
11	A	1:05.196	18.476	21.848	24.872	102.7	18:11.535							
12	A	1:06.341	18.601	22.718	25.022	100.9	19:17.876							
13	A	1:05.479	18.691	22.042	24.746	102.3	20:23.355							
14	A	1:05.922	18.567	22.435	24.920	101.6	21:29.277							
15	A	1:06.215	18.706	22.276	25.233	101.1	22:35.492							
16	B	1:40.354 <b>B</b>	18.822	22.480	59.052	66.7	24:15.846							
17	B	1:16.038	25.032	25.834	25.172	88.1	25:31.884							
18	B	1:06.376	18.741	22.597	25.038	100.9	26:38.260							
19	B	1:06.325	18.841	22.310	25.174	101.0	27:44.585							
20	B	1:06.737	18.731	22.700	25.306	100.3	28:51.322							
21	B	1:05.811	18.677	22.272	24.862	101.7	29:57.133							
22	B	1:05.048	18.452	21.933	24.663	102.9	31:02.181							
23	B	1:04.754	18.389	21.686	24.679	103.4	32:06.935							
24	B	1:04.848	18.497	21.711	24.640	103.3	33:11.783							
25	B	1:04.904	18.432	21.831	24.641	103.2	34:16.687							
26	B	1:04.658	18.334	21.679	24.645	103.6	35:21.345							
27	B	1:04.622	18.448	21.580	24.594	103.6	36:25.967							
28	B	1:04.484	18.350	21.654	24.480	103.8	37:30.451							
29	B	1:04.414	18.387	21.439	24.588	104.0	38:34.865							
30	B	1:04.551	18.390	21.602	24.559	103.7	39:39.416							
31	B	1:04.409	18.376	21.494	24.539	104.0	40:43.825							
32	B	1:04.756	18.409	21.693	24.654	103.4	41:48.581							
33	B	1:04.751	18.497	21.593	24.661	103.4	42:53.332							
34	B	1:05.008	18.466	21.720	24.822	103.0	43:58.340							
35	B	1:04.457	18.354	21.516	24.587	103.9	45:02.797							
36	B	1:04.580	18.361	21.670	24.549	103.7	46:07.377							