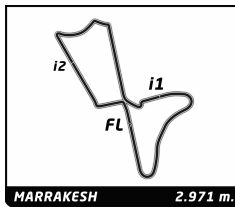


### ABB FIA Formula E Championship Round 3 - Marrakesh ePrix Non Qualifying Practice 1

#### Analysis

Official Timekeeper TAG Heuer

Lap	Time	Sector 1	Sector 2	Sector 3	Kph	Elapsed	Lap	Time	Sector 1	Sector 2	Sector 3	Kph	Elapsed		
<b>1 Lucas DI GRASSI</b> BRA															
Audi Sport ABT Schaeffler Audi e-tron FE04															
1	A	1:37.067	38.010	39.903	19.154	110.2	1:37.067	2	A	1:24.488	29.797	37.264	17.427	126.6	4:05.733
2	A	1:28.056	30.040	39.328	18.688	121.5	3:05.123	3	A	1:50.237	29.346	44.887	36.004	97.0	5:55.970
3	A	1:27.753	29.578	37.247	20.928	121.9	4:32.876	4	A	1:24.281	29.103	36.225	18.953	126.9	7:20.251
4	A	1:51.965	29.082	1:02.027	20.856	95.5	6:24.841	5	A	1:33.660	34.596	41.422	17.642	114.2	8:53.911
5	A	1:25.369	28.910	36.724	19.735	125.3	7:50.210	6	A	1:22.961	29.308	36.178	17.475	128.9	10:16.872
6	B	4:43.977	3:48.408	37.495	18.074	37.7	12:34.187	7	A	1:27.920	29.185	37.611	21.124	121.7	11:44.792
7	B	1:25.054	30.281	37.002	17.771	125.8	13:59.241	8	A	7:49.368	6:38.895	49.195	21.278	22.8	19:34.160
8	B	1:24.693	29.878	37.039	17.776	126.3	15:23.934	9	A	1:22.051	<b>28.908</b>	35.807	17.336	130.4	20:56.211
9	B	1:24.162	29.832	36.640	17.690	127.1	16:48.096	10	A	1:26.046	29.275	36.042	20.729	124.3	22:22.257
10	B	1:24.117	30.043	36.521	17.553	127.2	18:12.213	11	B	6:40.685	5:39.243	42.087	19.355	26.7	29:02.942
11	B	1:24.299	30.054	36.627	17.618	126.9	19:36.512	12	B	<b>1:21.819</b>	28.960	<b>35.767</b>	<b>17.092</b>	130.7	30:24.761
12	B	1:23.677	29.786	36.410	17.481	127.8	21:00.189	13	B	1:28.456	31.139	38.717	18.600	120.9	31:53.217
13	B	1:24.021	29.761	36.617	17.643	127.3	22:24.210	14	B	1:25.080	29.675	37.247	18.158	125.7	33:18.297
14	B	1:23.946	29.706	36.614	17.626	127.4	23:48.156	15	B	1:25.232	29.833	37.173	18.226	125.5	34:43.529
15	B	1:28.971	31.736	38.166	19.069	120.2	25:17.127	16	B	1:24.898	29.794	37.171	17.933	126.0	36:08.427
16	B	1:23.175	28.964	36.719	17.492	128.6	26:40.302	17	B	1:36.493	29.958	47.126	19.409	110.8	37:44.920
17	B	1:49.155	31.029	52.018	26.108	98.0	28:29.457	18	B	1:23.123	29.477	36.072	17.574	128.7	39:08.043
18	B	1:21.794	28.844	35.650	17.300	130.8	29:51.251	19	B	1:22.125	29.117	35.817	17.191	130.2	40:30.168
19	B	1:52.503	37.908	48.775	25.820	95.1	31:43.754	20	B	1:29.724	29.217	40.212	20.295	119.2	41:59.892
20	B	1:41.941	28.675	51.779	21.487	104.9	33:25.695	21	B	1:37.422	30.377	48.460	18.585	109.8	43:37.314
21	B	1:29.198	28.876	38.921	21.401	119.9	34:54.893	22	B	1:22.374	29.032	35.913	17.429	129.8	44:59.688
22	A	4:39.089	3:37.747	40.799	20.543	38.3	39:33.982	23	B	2:03.508	38.955	58.564	25.989	86.6	47:03.196
23	A	<b>1:20.310</b>	<b>28.449</b>	<b>35.107</b>	<b>16.754</b>	133.2	40:54.292								
24	A	1:26.707	29.491	36.227	20.989	123.4	42:20.999								
25	A	3:37.432	2:44.132	35.913	17.387	49.2	45:58.431								
<b>2 Sam BIRD</b> GBR															
DS Virgin Racing DS Virgin DSV-03															
1	A	1:37.951	40.091	38.984	18.876	109.2	1:37.951								
2	A	1:27.778	30.726	38.071	18.981	121.8	3:05.729								
3	A	1:51.462	30.335	1:02.418	18.709	96.0	4:57.191								
4	A	1:49.755	54.616	37.221	17.918	97.4	6:46.946								
5	A	1:25.674	31.114	36.666	17.894	124.8	8:12.620								
6	A	1:24.876	30.016	36.919	17.941	126.0	9:37.496								
7	A	1:27.500	29.666	36.525	21.309	122.2	11:04.996								
8	B	7:27.528	6:27.061	40.802	19.665	23.9	18:32.524								
9	B	1:36.286	33.235	41.551	21.500	111.1	20:08.810								
10	B	1:22.169	28.998	35.852	17.319	130.2	21:30.979								
11	B	1:45.723	38.492	49.346	17.885	101.2	23:16.702								
12	B	1:21.765	28.798	35.665	17.302	130.8	24:38.467								
13	B	1:50.513	37.600	48.336	24.577	96.8	26:28.980								
14	B	1:22.048	28.834	35.912	17.302	130.4	27:51.028								
15	B	1:44.224	38.253	47.698	18.273	102.6	29:35.252								
16	B	1:22.258	28.889	<b>35.644</b>	17.725	130.0	30:57.510								
17	B	1:30.591	32.420	36.405	21.766	118.1	32:28.101								
18	A	7:33.586	6:33.906	40.270	19.410	23.6	40:01.687								
19	A	1:28.164	31.334	39.195	17.635	121.3	41:29.851								
20	A	<b>1:21.651</b>	<b>28.747</b>	35.721	<b>17.183</b>	131.0	42:51.502								
21	A	1:31.732	32.221	40.222	19.289	116.6	44:23.234								
22	A	1:27.452	28.819	41.355	17.278	122.3	45:50.686								
<b>3 Nelson PIQUET</b> BRA															
Panasonic Jaguar Racing Jaguar I-Type II															
1	A	2:41.245	1:37.635	44.354	19.256	66.3	2:41.245								
<b>4 Edoardo MORTARA</b> CHE															
Venturi Formula E Team Venturi VM200-FE-03															
1	A	1:55.760	56.236	39.592	19.932	92.4	1:55.760								
2	A	2:30.584	29.763	1:40.223	20.598	71.0	4:26.344								
3	A	1:50.763	30.127	1:02.620	18.016	96.6	6:17.107								
4	A	2:45.921	1:46.244	38.445	21.232	64.5	9:03.028								
5	B	3:54.705	2:56.189	38.811	19.705	45.6	12:57.733								
6	B	2:23.678	1:15.944	48.112	19.622	74.4	15:21.411								
7	B	1:29.399	31.267	40.063	18.069	119.6	16:50.810								
8	B	1:25.890	30.090	37.590	18.210	124.5	18:16.700								
9	B	1:27.303	31.280	37.925	18.098	122.5	19:44.003								
10	B	1:25.490	30.054	37.423	18.013	125.1	21:09.493								
11	B	1:25.532	29.978	37.615	17.939	125.0	22:35.025								
12	B	1:25.835	30.193	37.738	17.904	124.6	24:00.860								
13	B	1:25.389	30.287	37.244	17.858	125.3	25:26.249								
14	B	1:24.979	29.927	37.163	17.889	125.9	26:51.228								
15	B	1:25.671	30.041	37.346	18.284	124.8	28:16.899								
16	B	1:25.172	29.970	37.206	17.996	125.6	29:42.071								
17	B	1:27.797	29.971	37.026	20.800	121.8	31:09.868								
18	A	4:25.095	3:25.739	40.800	18.556	40.3	35:34.963								
19	A	1:28.823	30.737	38.500	19.586	120.4	37:03.786								
20	A	1:26.085	30.469	37.597	18.019	124.2	38:29.871								
21	A	1:25.895	30.256	37.582	18.057	124.5	39:55.766								
22	A	1:38.448	34.232	44.577	19.639	108.6	41:34.214								
23	A	1:27.110	31.161	38.201	17.748	122.8	43:01.324								
24	A	1:28.740	<b>29.159</b>	38.117	21.464	120.5	44:30.064								
25	A	<b>1:24.972</b>	31.436	<b>36.060</b>	<b>17.476</b>	125.9	45:55.036								
<b>5 Maro ENGEL</b> DEU															
Venturi Formula E Team Venturi VM200-FE-03															
1	A	4:20.306	1:47.961	1:56.862	35.483	41.1	4:20.306								
2	B	2:33.307	1:33.275	40.559	19.473	69.8	6:53.613								
3	B	1:25.516	30.473	37.183	17.860	125.1	8:19.129								
4	B	1:27.447	29.475	37.945	20.027	122.3	9:46.576								



# ABB FIA Formula E Championship

## Round 3 - Marrakesh ePrix

### Non Qualifying Practice 1

### Analysis

Official Timekeeper TAGHeuer

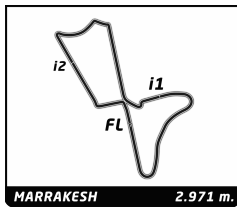
Lap	Time	Sector 1	Sector 2	Sector 3	Kph	Elapsed	Lap	Time	Sector 1	Sector 2	Sector 3	Kph	Elapsed
5	B 2:22.725	53.917	1:08.896	19.912	74.9	12:09.301	13	A 1:21.224	28.595	35.428	17.201	131.7	33:26.682
6	B 1:23.162	29.354	36.263	17.545	128.6	13:32.463	14	A 1:31.087	30.889	41.855	18.343	117.4	34:57.769
7	B 2:07.041	56.459	48.258	22.324	84.2	15:39.504	15	A 1:22.914	28.965	36.152	17.797	129.0	36:20.683
8	B 1:58.151	58.410	41.437	18.304	90.5	17:37.655	16	A 1:29.022 B	30.850	37.121	21.051	120.1	37:49.705
9	B 1:26.128	30.243	37.743	18.142	124.2	19:03.783	17	B 2:55.809 B	1:50.365	40.888	24.556	60.8	40:45.514
10	B 1:26.641	30.607	37.711	18.323	123.4	20:30.424	18	A 4:58.805	4:03.023	37.009	18.773	35.8	45:44.319
11	B 1:26.386	30.676	37.548	18.162	123.8	21:56.810							
12	B 1:26.243	30.544	37.386	18.313	124.0	23:23.053							
13	B 1:26.071	30.512	37.405	18.154	124.3	24:49.124							
14	B 1:27.888	30.622	38.574	18.692	121.7	26:17.012							
15	B 1:26.392	30.525	37.644	18.223	123.8	27:43.404							
16	B 1:33.184 B	31.080	38.934	23.170	114.8	29:16.588							
17	A 6:04.906 B	3:03.705	2:09.906	51.295	29.3	35:21.494							
18	A 10:19.552 B	7:35.214	2:08.297	36.041	17.3	45:41.046							

6		José Maria LOPEZ	ARG			
DRAGON		PENSKE EV-2				
1	A 1:48.080	49.924	39.090	19.066	99.0	1:48.080
2	A 1:26.619	30.660	37.647	18.312	123.5	3:14.699
3	A 1:26.503	30.718	37.446	18.339	123.6	4:41.202
4	A 1:50.670	39.657	52.525	18.488	96.6	6:31.872
5	A 1:34.952	29.474	41.884	23.594	112.6	8:06.824
6	A 1:23.004	29.307	36.291	17.406	128.9	9:29.828
7	A 1:28.186 B	30.289	37.158	20.739	121.3	10:58.014
8	B 5:49.420	4:53.046	38.149	18.225	30.6	16:47.434
9	B 1:27.076	31.730	37.300	18.046	122.8	18:14.510
10	B 1:25.013	29.993	37.139	17.881	125.8	19:39.523
11	B 1:24.288	29.799	36.685	17.804	126.9	21:03.811
12	B 1:24.224	29.868	36.665	17.691	127.0	22:28.035
13	B 1:36.732	35.529	42.563	18.640	110.6	24:04.767
14	B 1:22.404	29.218	35.859	17.327	129.8	25:27.171
15	B 1:32.995	34.332	40.208	18.455	115.0	27:00.166
16	B 1:22.721	29.346	35.666	17.709	129.3	28:22.887
17	B 1:27.081 B	30.411	36.107	20.563	122.8	29:49.968
18	A 6:19.538	5:22.555	37.408	19.575	28.2	36:09.506
19	A 1:24.102	29.757	36.586	17.759	127.2	37:33.608
20	A 1:24.271	29.855	36.695	17.721	126.9	38:57.879
21	A 1:23.875	29.697	36.555	17.623	127.5	40:21.754
22	A 1:40.212	35.647	44.466	20.099	106.7	42:01.966
23	A 1:22.105	28.915	35.947	17.243	130.3	43:24.071
24	A 1:25.549	29.343	37.691	18.515	125.0	44:49.620
25	A 1:23.877	29.042	35.911	18.924	127.5	46:13.497

7		Jérôme D'AMBROSIO	BEL			
DRAGON		PENSKE EV-2				
1	A 1:49.465	51.005	39.565	18.895	97.7	1:49.465
2	A 1:26.977	30.449	38.068	18.460	123.0	3:16.442
3	A 1:28.139	30.149	38.504	19.486	121.3	4:44.581
4	A 1:57.642 B	43.288	50.196	24.158	90.9	6:42.223
5	B 7:41.459	6:44.411	37.666	19.382	23.2	14:23.682
6	B 1:23.351	29.127	36.172	18.052	128.3	15:47.033
7	B 1:23.222	29.196	36.256	17.770	128.5	17:10.255
8	B 1:32.094	35.106	39.253	17.735	116.1	18:42.349
9	B 1:22.729	29.165	36.169	17.395	129.3	20:05.078
10	B 1:30.331 B	30.049	39.337	20.945	118.4	21:35.409
11	A 9:04.297	7:59.976	44.674	19.647	19.7	30:39.706
12	A 1:25.752	30.670	37.247	17.835	124.7	32:05.458

8		Nicolas PROST	FRA			
Renault e.dams		Renault Z.E. 17				
1	B 1:35.718	37.423	39.185	19.110	111.7	1:35.718
2	B 1:35.913	30.059	41.461	24.393	111.5	3:11.631
3	B 1:23.944	29.425	36.532	17.987	127.4	4:35.575
4	B 1:59.113	43.003	54.182	21.928	89.8	6:34.688
5	B 1:23.548	29.067	36.634	17.847	128.0	7:58.236
6	B 1:37.757	34.970	44.786	18.001	109.4	9:35.993
7	B 1:22.923	29.462	35.981	17.480	129.0	10:58.916
8	B 1:28.360 B	29.126	37.966	21.268	121.0	12:27.276
9	A 5:03.425	4:05.780	39.483	18.162	35.2	17:30.701
10	A 1:25.784	30.320	37.490	17.974	124.7	18:56.485
11	A 1:25.048	29.804	37.244	18.000	125.8	20:21.533
12	A 1:25.885	30.410	37.657	17.818	124.5	21:47.418
13	A 1:25.046	29.848	37.291	17.907	125.8	23:12.464
14	A 1:24.694	29.770	37.241	17.683	126.3	24:37.158
15	A 1:28.098	29.735	40.272	18.091	121.4	26:05.256
16	A 1:25.071	29.806	37.422	17.843	125.7	27:30.327
17	A 1:24.960	29.786	37.162	18.012	125.9	28:55.287
18	A 1:24.495	29.732	37.105	17.658	126.6	30:19.782
19	A 1:28.969 B	29.692	37.856	21.421	120.2	31:48.751
20	B 4:48.124	3:50.986	38.047	19.091	37.1	36:36.875
21	B 1:22.195	29.056	35.812	17.327	130.1	37:59.070
22	B 1:28.569	31.008	38.918	18.643	120.8	39:27.639
23	B 1:32.354	29.037	38.541	24.776	115.8	40:59.993
24	B 1:26.724	29.082	38.880	18.762	123.3	42:26.717
25	B 1:33.636	29.294	43.752	20.590	114.2	44:00.353
26	B 1:23.601	28.986	35.746	18.869	127.9	45:23.954

9		Sébastien BUEMI	CHE			
Renault e.dams		Renault Z.E. 17				
1	B 1:34.505	36.909	38.766	18.830	113.2	1:34.505
2	B 1:29.499	30.776	40.056	18.667	119.5	3:04.004
3	B 1:27.482	29.143	38.291	20.048	122.3	4:31.486
4	B 1:51.410	29.031	1:03.073	19.306	96.0	6:22.896
5	B 1:22.192	28.858	35.870	17.464	130.1	7:45.088
6	B 1:47.403 B	38.281	46.080	23.042	99.6	9:32.491
7	A 4:29.914	3:30.532	40.795	18.587	39.6	14:02.405
8	A 1:25.504	30.011	37.436	18.057	125.1	15:27.909
9	A 1:25.367	29.921	37.444	18.002	125.3	16:53.276
10	A 1:24.729	29.788	37.160	17.781	126.2	18:18.005
11	A 1:24.656	29.525	37.267	17.864	126.3	19:42.661
12	A 1:24.370	29.494	37.101	17.775	126.8	21:07.031
13	A 1:24.250	29.482	37.030	17.738	127.0	22:31.281
14	A 1:24.725	29.718	37.158	17.849	126.2	23:56.006
15	A 1:24.241	29.508	37.090	17.643	127.0	25:20.247
16	A 1:24.565	29.739	37.080	17.746	126.5	26:44.812
17	A 1:28.400 B	29.905	37.199	21.296	121.0	28:13.212
18	B 5:46.726	4:42.227	44.801	19.698	30.8	33:59.938
19	B 1:21.632	28.829	35.626	17.177	131.0	35:21.570



## ABB FIA Formula E Championship Round 3 - Marrakesh ePrix Non Qualifying Practice 1

### Analysis

Official Timekeeper TAG Heuer

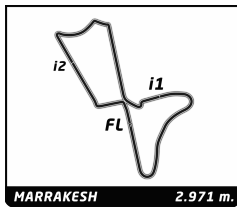
Lap	Time	Sector 1	Sector 2	Sector 3	Kph	Elapsed	Lap	Time	Sector 1	Sector 2	Sector 3	Kph	Elapsed				
20	B 1:54.789	37.218	53.216	24.355	93.2	37:16.359	<b>19</b>	<b>Felix ROSENQVIST</b> Mahindra Racing	SWE	Mahindra M4Electro	1	B 3:35.340	2:37.556	39.267	18.517	49.7	3:35.340
21	B 1:21.882	<b>28.742</b>	<b>35.419</b>	17.721	130.6	38:38.241					2	B 1:28.472	32.773	37.276	18.423	120.9	5:03.812
22	B 1:43.140	B 37.755	43.396	21.989	103.7	40:21.381					3	B 1:51.692	56.081	37.415	18.196	95.8	6:55.504
23	A 5:17.466	4:17.914	40.685	18.867	33.7	45:38.847					4	B 1:25.428	30.136	37.048	18.244	125.2	8:20.932

<b>16</b>		<b>Oliver TURVEY</b>		GBR		
NIO Formula E Team		NextEV NIO Sport 003				
1	A 2:45.367	1:40.119	44.065	21.183	64.7	2:45.367
2	A 1:34.235	31.008	40.247	22.980	113.5	4:19.602
3	A 1:47.461	29.410	58.723	19.328	99.5	6:07.063
4	A 1:23.476	29.129	36.612	17.735	128.1	7:30.539
5	A 1:27.470	30.248	37.126	20.096	122.3	8:58.009
6	A 1:23.249	29.237	36.512	17.500	128.5	10:21.258
7	A 1:24.460	<b>29.221</b>	36.076	19.163	126.6	11:45.718
8	A 1:23.575	29.815	36.207	17.553	128.0	13:09.293
9	A 1:28.486	31.054	38.441	18.991	120.9	14:37.779
10	A 1:25.392	30.110	37.324	17.958	125.3	16:03.171
11	A 1:33.803	30.509	43.042	20.252	114.0	17:36.974
12	A 1:24.471	29.680	36.903	17.888	126.6	19:01.445
13	A 1:27.330	B 29.718	36.931	20.681	122.5	20:28.775
14	B 12:14.467	...	37.262	17.986	14.6	32:43.242
15	B 1:24.084	29.579	36.672	17.833	127.2	34:07.326
16	B 1:25.363	29.882	37.468	18.013	125.3	35:32.689
17	B 1:25.045	30.177	37.021	17.847	125.8	36:57.734
18	B 1:23.877	29.469	36.947	17.461	127.5	38:21.611
19	B 1:28.602	31.089	38.681	18.832	120.7	39:50.213
20	B <b>1:21.897</b>	<b>28.873</b>	<b>35.782</b>	<b>17.242</b>	130.6	41:12.110
21	B 1:32.316	29.000	42.275	21.041	115.9	42:44.426
22	B 1:26.700	29.030	38.204	19.466	123.4	44:11.126
23	B 1:22.984	29.310	36.209	17.465	128.9	45:34.110

<b>18</b>		<b>André LOTTERER</b>		DEU		
TECHEETAH		Renault Z.E. 17				
1	B 1:56.806	58.466	39.743	18.597	91.6	1:56.806
2	B 1:26.181	30.330	37.941	17.910	124.1	3:22.987
3	B 1:24.864	29.819	37.266	17.779	126.0	4:47.851
4	B 1:52.251	55.374	39.138	17.739	95.3	6:40.102
5	B 1:28.367	B 29.695	37.362	21.310	121.0	8:08.469
6	A 6:37.675	5:42.278	37.553	17.844	26.9	14:46.144
7	A 1:24.366	29.241	37.146	17.979	126.8	16:10.510
8	A 1:34.688	31.618	44.933	18.137	113.0	17:45.198
9	A 1:23.609	29.232	36.766	17.611	127.9	19:08.807
10	A 1:24.172	29.594	36.794	17.784	127.1	20:32.979
11	A 1:34.073	29.474	44.085	20.514	113.7	22:07.052
12	A 1:26.286	30.129	37.818	18.339	124.0	23:33.338
13	A 1:25.421	29.854	37.405	18.162	125.2	24:58.759
14	A 1:23.657	29.946	36.165	17.546	127.9	26:22.416
15	A 1:24.026	29.499	36.965	17.562	127.3	27:46.442
16	A 1:54.720	37.679	55.902	21.139	93.2	29:41.162
17	A 1:22.535	29.165	36.077	17.293	129.6	31:03.697
18	A 1:22.674	29.163	36.190	17.321	129.4	32:26.371
19	A 3:06.830	B 30.339	1:13.532	1:22.959	57.2	35:33.201
20	B 6:09.676	5:05.677	42.164	21.835	28.9	41:42.877
21	B 1:23.113	29.137	35.863	18.113	128.7	43:05.990
22	B 1:37.194	34.689	43.789	18.716	110.0	44:43.184
23	B <b>1:21.993</b>	<b>29.001</b>	<b>35.731</b>	<b>17.261</b>	130.4	46:05.177

<b>20</b>		<b>Mitch EVANS</b>		NZL		
Panasonic Jaguar Racing		Jaguar I-Type II				
1	A 2:36.951	1:33.805	44.028	19.118	68.1	2:36.951
2	A 1:23.825	29.518	36.658	17.649	127.6	4:00.776
3	A 1:48.881	29.220	41.495	38.166	98.2	5:49.657
4	A 1:23.815	29.146	36.894	17.775	127.6	7:13.472
5	A 1:27.442	31.027	37.974	18.441	122.3	8:40.914
6	A 1:26.969	30.519	37.838	18.612	123.0	10:07.883
7	A 1:26.861	30.310	37.672	18.879	123.1	11:34.744
8	A 1:26.668	30.305	37.728	18.635	123.4	13:01.412
9	A 1:26.564	30.193	37.577	18.794	123.6	14:27.976
10	A 1:33.703	34.002	40.804	18.897	114.1	16:01.679
11	A 1:26.839	30.276	39.057	17.506	123.2	17:28.518
12	A 1:28.298	B 29.374	36.365	22.559	121.1	18:56.816
13	B 9:36.037	8:34.622	42.916	18.499	18.6	28:32.853
14	B 1:31.785	28.954	41.647	21.184	116.5	30:04.638
15	B 1:21.982	28.937	35.760	17.285	130.5	31:26.620
16	B 1:21.818	28.905	35.685	<b>17.228</b>	130.7	32:48.438
17	B 1:37.657	B 33.359	41.448	22.850	109.5	34:26.095
18	B 6:50.180	5:42.940	44.204	23.036	26.1	41:16.275
19	B 1:21.617	28.771	<b>35.574</b>	17.272	131.0	42:37.892
20	B 1:37.391	33.200	45.516	18.675	109.8	44:15.283
21	B <b>1:21.612</b>	<b>28.639</b>	35.623	17.350	131.1	45:36.895

<b>23</b>		<b>Nick HEIDFELD</b>		DEU		
Mahindra Racing		Mahindra M4Electro				
1	A 4:34.948	3:33.388	40.520	21.040	38.9	4:34.948



## ABB FIA Formula E Championship Round 3 - Marrakesh ePrix Non Qualifying Practice 1

### Analysis

Official Timekeeper TAGHeuer

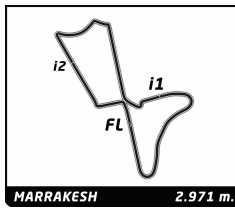
Lap	Time	Sector 1	Sector 2	Sector 3	Kph	Elapsed	Lap	Time	Sector 1	Sector 2	Sector 3	Kph	Elapsed
2	A 1:55.516	29.986	1:03.422	22.108	92.6	6:30.464	8	B 1:27.073 B	29.451	36.585	21.037	122.8	12:35.183
3	A 1:27.009	30.360	37.363	19.286	122.9	7:57.473	9	A 6:11.523	5:13.090	39.041	19.392	28.8	18:46.706
4	A 1:25.093	30.119	36.974	18.000	125.7	9:22.566	10	A 1:26.459	30.219	37.826	18.414	123.7	20:13.165
5	A 1:25.059	29.849	37.284	17.926	125.7	10:47.625	11	A 1:26.471	30.077	37.708	18.686	123.7	21:39.636
6	A 1:29.154	30.002	40.705	18.447	120.0	12:16.779	12	A 1:26.389	30.047	37.843	18.499	123.8	23:06.025
7	A 1:26.447	30.398	37.380	18.669	123.7	13:43.226	13	A 1:25.601	29.974	37.352	18.275	124.9	24:31.626
8	A 1:25.989	30.115	37.602	18.272	124.4	15:09.215	14	A 1:25.222	29.830	37.197	18.195	125.5	25:56.848
9	A 1:23.222	29.348	36.189	17.685	128.5	16:32.437	15	A 1:25.388	29.821	37.359	18.208	125.3	27:22.236
10	A 1:25.709	30.008	37.275	18.426	124.8	17:58.146	16	A 1:25.690	29.933	37.392	18.365	124.8	28:47.926
11	A 1:30.174	30.043	40.260	19.871	118.6	19:28.320	17	A 1:26.262	30.842	37.404	18.016	124.0	30:14.188
12	A 1:26.744	30.387	37.676	18.681	123.3	20:55.064	18	A 1:24.884	29.999	36.875	18.010	126.0	31:39.072
13	A 1:32.119 B	32.244	38.863	21.012	116.1	22:27.183	19	A 1:25.020	30.032	36.984	18.004	125.8	33:04.092
14	B 7:32.469	6:32.601	39.770	20.098	23.6	29:59.652	20	A 1:25.845	30.145	37.576	18.124	124.6	34:29.937
15	B 1:22.282	29.278	35.694	17.310	130.0	31:21.934	21	A 1:24.713	29.767	36.984	17.962	126.3	35:54.650
16	B 1:31.121	29.588	39.499	22.034	117.4	32:53.055	22	A 1:24.897	29.846	36.626	18.425	126.0	37:19.547
17	B 1:29.228 B	29.200	38.316	21.712	119.9	34:22.283	23	A 1:28.575 B	30.088	37.719	20.768	120.8	38:48.122
18	B 6:48.314	5:50.554	37.706	20.054	26.2	41:10.597	24	B 6:14.968	5:11.406	42.401	21.161	28.5	45:03.090
19	B 1:26.258	29.171	35.938	21.149	124.0	42:36.855							
20	B 1:27.711	29.233	38.591	19.887	121.9	44:04.566							
21	B 1:23.118	29.497	36.048	17.573	128.7	45:27.684							

25		Jean-Eric VERGNE		FRA		
		TECHEETAH		Renault Z.E. 17		
1	A 2:22.151	1:12.716	47.972	21.463	75.2	2:22.151
2	A 1:28.169	30.841	38.900	18.428	121.3	3:50.320
3	A 1:37.738	30.087	37.807	29.844	109.4	5:28.058
4	A 1:40.710	42.293	39.533	18.884	106.2	7:08.768
5	A 1:25.351	30.218	37.221	17.912	125.3	8:34.119
6	A 1:25.583	30.384	37.274	17.925	125.0	9:59.702
7	A 1:24.997	29.906	37.079	18.012	125.8	11:24.699
8	A 1:30.265 B	30.014	38.665	21.586	118.5	12:54.964
9	A 4:58.221	3:37.145	51.231	29.845	35.9	17:53.185
10	A 1:22.670	29.387	35.930	17.353	129.4	19:15.855
11	A 1:22.409	29.093	35.888	17.428	129.8	20:38.264
12	A 1:27.001 B	29.236	36.847	20.918	122.9	22:05.265
13	B 8:23.504	7:20.231	43.948	19.325	21.2	30:28.769
14	B 1:23.312	29.089	36.294	17.929	128.4	31:52.081
15	B 1:25.348	29.212	37.652	18.484	125.3	33:17.429
16	B 1:22.177	29.001	35.825	17.351	130.2	34:39.606
17	B 1:49.153	34.598	54.413	20.142	98.0	36:28.759
18	B 1:21.694	28.946	35.585	17.163	130.9	37:50.453
19	B 1:25.046	30.079	37.086	17.881	125.8	39:15.499
20	B 1:24.809	29.912	36.970	17.927	126.1	40:40.308
21	B 1:24.656	29.867	36.839	17.950	126.3	42:04.964
22	B 1:25.288	30.180	37.128	17.980	125.4	43:30.252
23	B 1:25.387	29.830	37.252	18.305	125.3	44:55.639
24	B 1:24.662	29.879	36.840	17.943	126.3	46:20.301

27		Tom BLOMQUIST		GBR		
		Andretti Formula E		Andretti ATEC-03		
1	B 2:00.844	55.352	41.974	23.518	88.5	2:00.844
2	B 1:26.505	30.099	38.207	18.199	123.6	3:27.349
3	B 1:25.712	29.376	38.289	18.047	124.8	4:53.061
4	B 1:52.735	55.947	37.009	19.779	94.9	6:45.796
5	B 1:24.979	30.369	36.702	17.908	125.9	8:10.775
6	B 1:33.028	35.028	38.480	19.520	115.0	9:43.803
7	B 1:24.307	29.693	36.945	17.669	126.9	11:08.110

28		Antonio Felix DA COSTA		PRT		
		Andretti Formula E		Andretti ATEC-03		
1	B 1:53.118	46.935	45.988	20.195	94.6	1:53.118
2	B 1:25.680	30.406	37.110	18.164	124.8	3:18.798
3	B 1:25.492	29.753	37.380	18.359	125.1	4:44.290
4	B 1:53.493	40.790	52.568	20.135	94.2	6:37.783
5	B 1:23.835	29.440	36.708	17.687	127.6	8:01.618
6	B 1:24.152	29.698	36.677	17.777	127.1	9:25.770
7	B 1:28.054 B	30.104	36.858	21.092	121.5	10:53.824
8	A 5:37.514	4:40.014	38.788	18.712	31.7	16:31.338
9	A 1:26.304	30.070	37.568	18.666	123.9	17:57.642
10	A 1:28.893	30.250	40.014	18.629	120.3	19:26.535
11	A 1:26.102	30.322	37.598	18.182	124.2	20:52.637
12	A 1:25.578	30.021	37.344	18.213	125.0	22:18.215
13	A 1:25.540	30.126	37.167	18.247	125.0	23:43.755
14	A 1:26.266	30.196	37.615	18.455	124.0	25:10.021
15	A 1:25.337	29.883	37.263	18.191	125.3	26:35.358
16	A 1:25.542	30.039	37.274	18.229	125.0	28:00.900
17	A 1:25.105	30.111	36.968	18.026	125.7	29:26.005
18	A 1:24.881	29.875	36.989	18.017	126.0	30:50.886
19	A 1:24.879	29.878	37.072	17.929	126.0	32:15.765
20	A 1:25.225	30.194	37.007	18.024	125.5	33:40.990
21	A 1:28.120 B	29.947	37.163	21.010	121.4	35:09.110
22	B 5:02.928	4:01.918	42.262	18.748	35.3	40:12.038
23	B 1:22.602	29.191	35.992	17.419	129.5	41:34.640
24	B 1:22.820	29.326	36.035	17.459	129.1	42:57.460
25	B 1:37.357	37.405	41.893	18.059	109.9	44:34.817
26	B 1:22.725	29.127	35.933	17.665	129.3	45:57.542

36		Alex LYNN		GBR		
		DS Virgin Racing		DS Virgin DSV-03		
1	A 1:39.372	41.131	39.335	18.906	107.6	1:39.372
2	A 1:27.458	30.963	38.012	18.483	122.3	3:06.830
3	A 1:26.819	30.354	37.738	18.727	123.2	4:33.649
4	A 1:54.227	30.127	1:01.785	22.315	93.6	6:27.876
5	A 1:28.044	32.364	37.355	18.325	121.5	7:55.920
6	A 1:25.183	30.384	36.864	17.935	125.6	9:21.103
7	A 1:24.910	29.980	36.891	18.039	126.0	10:46.013
8	A 1:30.515 B	30.080	38.503	21.932	118.2	12:16.528



## ABB FIA Formula E Championship

### Round 3 - Marrakesh ePrix

#### Non Qualifying Practice 1

### Analysis

Official Timekeeper TAG Heuer

■ 200KW ■ Personal Best ■ Session Best B Crossing the finish line in pit lane

Lap	Time	Sector 1	Sector 2	Sector 3	Kph	Elapsed	Lap	Time	Sector 1	Sector 2	Sector 3	Kph	Elapsed
9	B 5:45.964	4:41.953	43.814	20.197	30.9	18:02.492	14	B 1:25.533	30.235	37.216	18.082	125.0	42:28.458
10	B 1:33.370	33.352	41.963	18.055	114.6	19:35.862	15	B 1:25.503	30.011	37.504	17.988	125.1	43:53.961
11	B 1:22.428	29.283	35.871	17.274	129.8	20:58.290	16	B 1:24.799	■ 29.787	37.223	17.789	126.1	45:18.760
12	B 1:31.989	33.325	40.895	17.769	116.3	22:30.279							
13	B 1:32.041	28.926	■ 35.750	17.365	130.4	23:52.320							
14	B 1:32.936	31.556	43.219	18.161	115.1	25:25.256							
15	B ■ 1:22.016	28.974	35.811	■ 17.231	130.4	26:47.272							
16	B 1:27.967	30.240	38.809	18.918	121.6	28:15.239							
17	B 1:26.916B	29.191	36.501	21.224	123.1	29:42.155							
18	A 10:52.954	9:51.071	42.326	19.557	16.4	40:35.109							
19	A 1:35.141	32.754	42.642	19.745	112.4	42:10.250							
20	A 1:30.357	30.482	40.545	19.330	118.4	43:40.607							
21	A 1:36.115	■ 28.834	47.774	19.507	111.3	45:16.722							

**66 Daniel ABT** DEU  
Audi Sport ABT Schaeffler Audi e-tron FE04

1	A 2:27.794	39.024	1:24.308	24.462	72.4	2:27.794
2	A 1:29.277	31.635	39.194	18.448	119.8	3:57.071
3	A 1:43.000	29.058	36.544	37.398	103.8	5:40.071
4	A 1:32.497	34.857	38.838	18.802	115.6	7:12.568
5	A 1:26.765	29.629	36.515	20.621	123.3	8:39.333
6	A 1:24.044	29.743	36.225	18.076	127.3	10:03.377
7	A 1:45.539	36.406	44.341	24.792	101.3	11:48.916
8	A 1:25.031	30.096	37.072	17.863	125.8	13:13.947
9	A 1:24.947	30.130	36.875	17.942	125.9	14:38.894
10	A 1:25.840	30.387	37.304	18.149	124.6	16:04.734
11	A 1:28.807	30.695	38.840	19.272	120.4	17:33.541
12	A 1:28.196B	30.482	37.090	20.624	121.3	19:01.737
13	B 4:29.336	3:28.572	41.317	19.447	39.7	23:31.073
14	B 1:23.144	28.974	35.842	18.328	128.6	24:54.217
15	B 1:26.808	30.122	37.008	19.678	123.2	26:21.025
16	B 1:22.813	28.926	36.060	17.827	129.2	27:43.838
17	B 1:37.232	29.378	48.986	18.868	110.0	29:21.070
18	B 1:22.066	28.915	35.761	17.390	130.3	30:43.136
19	B 1:31.220	28.940	41.150	21.130	117.3	32:14.356
20	B 1:24.025	29.257	37.274	17.494	127.3	33:38.381
21	B 1:27.211B	29.009	35.960	22.242	122.6	35:05.592
22	A 6:19.532	5:10.997	44.996	23.539	28.2	41:25.124
23	A ■ 1:21.577	■ 28.822	■ 35.505	■ 17.250	131.1	42:46.701
24	A 1:40.029	28.859	47.766	23.404	106.9	44:26.730
25	A 1:51.224B	41.361	45.326	24.537	96.2	46:17.954

**68 Luca FILIPPI** ITA  
NIO Formula E Team NextEV NIO Sport 003

1	A 2:54.839	1:48.343	45.502	20.994	61.2	2:54.839
2	A 1:28.577	30.715	37.647	20.215	120.7	4:23.416
3	A 1:50.323	29.949	1:02.363	18.011	96.9	6:13.739
4	A 1:24.589	30.113	■ 36.550	17.926	126.4	7:38.328
5	A 1:27.534	29.988	38.641	18.905	122.2	9:05.862
6	A 1:23.783	■ 29.360	36.607	17.816	127.7	10:29.645
7	A 1:23.772	29.532	36.675	17.565	127.7	11:53.417
8	A ■ 1:23.769	29.503	36.734	■ 17.532	127.7	13:17.186
9	A 1:27.233	29.669	39.861	17.703	122.6	14:44.419
10	A 1:30.294	29.449	42.202	18.643	118.5	16:14.713
11	A 1:35.631B	35.629	38.007	21.995	111.8	17:50.344
12	B 21:46.917	...	41.181	17.917	8.2	39:37.261
13	B 1:25.664	30.148	37.471	18.045	124.9	41:02.925