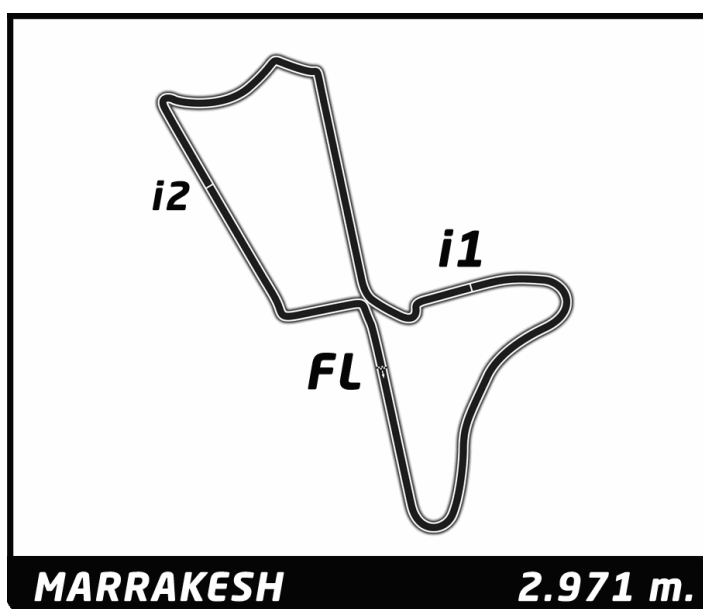
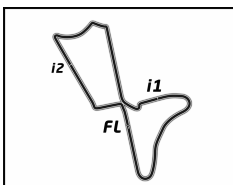


Marrakesh Rookie Test

ABB FIA Formula E Championship
Results Booklet





MARRAKESH 2.971 m.

ABB FIA Formula E Championship Marrakesh Rookie Test Test session 1

Classification

Official Timekeeper TAG Heuer

Nr.	Driver	Nat	Team	Car	Time	Lap Total	Gap	Kph
1	20 Paul DI RESTA	GBR	Panasonic Jaguar Racing	Jaguar I-Type II	1:22.343	17 21	- -	129.9
2	18 James ROSSITER	GBR	TECHEETAH	Renault Z.E. 17	1:22.433	17 36	+0.090 +0.090	129.7
3	36 Joel ERIKSSON	SWE	DS Virgin Racing	DS Virgin DSV-03	1:22.551	17 19	+0.208 +0.118	129.6
4	6 Maximilian GÜNTHER	DEU	DRAGON	PENSKE EV-2	1:22.599	14 16	+0.256 +0.048	129.5
5	2 Antonio GIOVINAZZI	ITA	DS Virgin Racing	DS Virgin DSV-03	1:22.782	17 19	+0.439 +0.183	129.2
6	3 Pietro FITTIPALDI	BRA	Panasonic Jaguar Racing	Jaguar I-Type II	1:22.791	12 26	+0.448 +0.009	129.2
7	9 Alexander ALBON	THA	Renault e.dams	Renault Z.E. 17	1:22.834	16 28	+0.491 +0.043	129.1
8	19 Daniel JUNCADELLA	ESP	Mahindra Racing	Mahindra M4Electro	1:22.985	6 34	+0.642 +0.151	128.9
9	27 Bruno SPENGLER	CAN	Andretti Formula E	Andretti ATEC-03	1:22.987	14 36	+0.644 +0.002	128.9
10	8 Mitsunori TAKABOSHI	JAP	Renault e.dams	Renault Z.E. 17	1:23.052	23 33	+0.709 +0.065	128.8
11	68 Harry TINCKNELL	GBR	NIO Formula E Team	NextEV NIO Sport 003	1:23.076	12 15	+0.733 +0.024	128.7
12	25 Frédéric MAKOWIECKI	FRA	TECHEETAH	Renault Z.E. 17	1:23.112	12 32	+0.769 +0.036	128.7
13	66 Nico MÜLLER	CHE	Audi Sport ABT Schaeffler	Audi e-tron FE04	1:23.136	8 46	+0.793 +0.024	128.7
14	28 Colton HERTA	USA	Andretti Formula E	Andretti ATEC-03	1:23.355	16 40	+1.012 +0.219	128.3
15	7 Andrea CALDARELLI	ITA	DRAGON	PENSKE EV-2	1:23.492	10 14	+1.149 +0.137	128.1
16	23 Sam DEJONGHE	BEL	Mahindra Racing	Mahindra M4Electro	1:23.580	12 24	+1.237 +0.088	128.0
17	4 Gary PAFETT	GBR	Venturi Formula E Team	Venturi VM200-FE-03	1:24.216	10 33	+1.873 +0.636	127.0
18	16 Alexandre IMPERATORI	CHE	NIO Formula E Team	NextEV NIO Sport 003	1:24.581	7 9	+2.238 +0.365	126.5
19	5 Michael BENYAHIA	MAR	Venturi Formula E Team	Venturi VM200-FE-03	1:25.202	4 33	+2.859 +0.621	125.5
20	1 Nyck DE VRIES	NDL	Audi Sport ABT Schaeffler	Audi e-tron FE04		2		

Fastest Lap	Lap 17	Paul DI RESTA	1:22.343	129.9 Kph
--------------------	--------	---------------	-----------------	-----------

Published at:

Track Status: **DRY**

Race Director:	Timekeeper:
-----------------------	--------------------

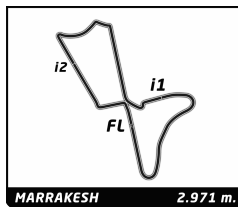


ABB FIA Formula E Championship
Marrakesh Rookie Test
Test session 1

Best Sector Times

Official Timekeeper 

SECTOR 1			SECTOR 2		SECTOR 3					
Pos	Driver	Time	Driver	Time	Driver	Time	Pos	Driver	Ideal Lap	Best Lap
1	27 B.SPENGLER	28.705	20 P.DI RESTA	35.936	36 J.ERIKSSON	17.286	1	20 P.DI RESTA	1:22.276	1:22.343 (1)
2	6 M.GÜNTHER	28.855	9 A.ALBON	36.037	20 P.DI RESTA	17.302	2	27 B.SPENGLER	1:22.397	1:22.987 (9)
3	3 P.FITTIPALDI	29.003	18 J.ROSSITER	36.042	3 P.FITTIPALDI	17.320	3	18 J.ROSSITER	1:22.433	1:22.433 (2)
4	36 J.ERIKSSON	29.013	6 M.GÜNTHER	36.185	2 A.GIOVINAZZI	17.328	4	6 M.GÜNTHER	1:22.462	1:22.599 (4)
5	18 J.ROSSITER	29.034	36 J.ERIKSSON	36.205	18 J.ROSSITER	17.357	5	36 J.ERIKSSON	1:22.504	1:22.551 (3)
6	20 P.DI RESTA	29.038	2 A.GIOVINAZZI	36.223	66 N.MÜLLER	17.417	6	9 A.ALBON	1:22.568	1:22.834 (7)
7	8 M.TAKABOSHI	29.066	66 N.MÜLLER	36.247	6 M.GÜNTHER	17.422	7	3 P.FITTIPALDI	1:22.659	1:22.791 (6)
8	25 F.MAKOWIECKI	29.089	8 M.TAKABOSHI	36.253	27 B.SPENGLER	17.434	8	66 N.MÜLLER	1:22.778	1:23.136 (13)
9	9 A.ALBON	29.093	27 B.SPENGLER	36.258	9 A.ALBON	17.438	9	2 A.GIOVINAZZI	1:22.782	1:22.782 (5)
10	66 N.MÜLLER	29.114	28 C.HERTA	36.292	23 S.DEJONGHE	17.445	10	8 M.TAKABOSHI	1:22.894	1:23.052 (10)
11	19 D.JUNCADELLA	29.164	19 D.JUNCADELLA	36.293	25 F.MAKOWIECKI	17.480	11	19 D.JUNCADELLA	1:22.949	1:22.985 (8)
12	2 A.GIOVINAZZI	29.231	68 H.TINCKNELL	36.307	68 H.TINCKNELL	17.484	12	25 F.MAKOWIECKI	1:23.032	1:23.112 (12)
13	68 H.TINCKNELL	29.251	3 P.FITTIPALDI	36.336	19 D.JUNCADELLA	17.492	13	68 H.TINCKNELL	1:23.042	1:23.076 (11)
14	28 C.HERTA	29.264	23 S.DEJONGHE	36.421	4 G.PAFFETT	17.538	14	28 C.HERTA	1:23.140	1:23.355 (14)
15	7 A.CALDARELLI	29.299	7 A.CALDARELLI	36.455	7 A.CALDARELLI	17.569	15	7 A.CALDARELLI	1:23.323	1:23.492 (15)
16	5 M.BENYAHIA	29.381	25 F.MAKOWIECKI	36.463	8 M.TAKABOSHI	17.575	16	23 S.DEJONGHE	1:23.479	1:23.580 (16)
17	16 A.IMPERATORI	29.486	4 G.PAFFETT	36.778	28 C.HERTA	17.584	17	4 G.PAFFETT	1:23.824	1:24.216 (17)
18	4 G.PAFFETT	29.508	5 M.BENYAHIA	37.172	16 A.IMPERATORI	17.704	18	5 M.BENYAHIA	1:24.424	1:25.202 (19)
19	23 S.DEJONGHE	29.613	16 A.IMPERATORI	37.249	5 M.BENYAHIA	17.871	19	16 A.IMPERATORI	1:24.439	1:24.581 (18)
20	1 N.DE VRIES	18:31.790	1 N.DE VRIES	1:29.840	1 N.DE VRIES	44.112	20	1 N.DE VRIES	10:45.742	

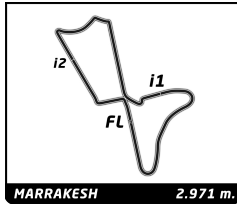


ABB FIA Formula E Championship

Marrakesh Rookie Test

Test session 1

Fastest Lap Sequence

 Official Timekeeper 

Practice Time	Driver	Team	Car	Time	Kph	Lap
3:30.495	5 Michael BENYAHIA	Venturi Formula E Team	Venturi VM200-FE-03	1:29.899	119.0	2
4:57.747	5 Michael BENYAHIA	Venturi Formula E Team	Venturi VM200-FE-03	1:27.252	122.6	3
6:22.949	5 Michael BENYAHIA	Venturi Formula E Team	Venturi VM200-FE-03	1:25.202	125.5	4
6:36.773	25 Frédéric MAKOWIECKI	TECHEETAH	Renault Z.E. 17	1:25.025	125.8	4
9:42.498	18 James ROSSITER	TECHEETAH	Renault Z.E. 17	1:25.008	125.8	4
9:49.266	27 Bruno SPENGLER	Andretti Formula E	Andretti ATEC-03	1:24.788	126.1	6
11:13.597	27 Bruno SPENGLER	Andretti Formula E	Andretti ATEC-03	1:24.331	126.8	7
12:59.314	19 Daniel JUNCADELLA	Mahindra Racing	Mahindra M4Electro	1:23.964	127.4	3
14:22.571	19 Daniel JUNCADELLA	Mahindra Racing	Mahindra M4Electro	1:23.257	128.5	4
17:22.057	19 Daniel JUNCADELLA	Mahindra Racing	Mahindra M4Electro	1:22.985	128.9	6
30:49.931	6 Maximilian GÜNTHER	DRAGON	PENSKE EV-2	1:22.934	129.0	9
42:39.379	3 Pietro FITTIPALDI	Panasonic Jaguar Racing	Jaguar I-Type II	1:22.791	129.2	12
44:49.586	18 James ROSSITER	TECHEETAH	Renault Z.E. 17	1:22.762	129.2	13
46:04.131	20 Paul DI RESTA	Panasonic Jaguar Racing	Jaguar I-Type II	1:22.644	129.4	10
55:16.628	6 Maximilian GÜNTHER	DRAGON	PENSKE EV-2	1:22.599	129.5	14
1:02:25.156	36 Joel ERIKSSON	DS Virgin Racing	DS Virgin DSV-03	1:22.551	129.6	17
1:02:34.074	18 James ROSSITER	TECHEETAH	Renault Z.E. 17	1:22.433	129.7	17
1:09:22.691	20 Paul DI RESTA	Panasonic Jaguar Racing	Jaguar I-Type II	1:22.343	129.9	17

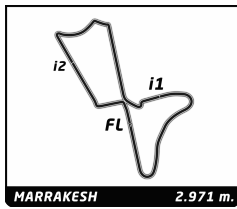


ABB FIA Formula E Championship
Marrakesh Rookie Test
Test session 1

Analysis

Official Timekeeper **TAGHeuer**

Lap	Time	Sector 1	Sector 2	Sector 3	Kph	Elapsed	Lap	Time	Sector 1	Sector 2	Sector 3	Kph	Elapsed
1 Nyck DE VRIES NDL													
Audi Sport ABT Schaeffler Audi e-tron FE04													
1	A	9:50.466	B 5:00.189	4:06.165	44.112	18.1	9:50.466						
2	B	40:47.570	B	...	1:29.840	45.940	4.4	50:38.036					
2 Antonio GIOVINAZZI ITA													
DS Virgin Racing DS Virgin DSV-03													
1	B	2:43.704	B 1:27.450	48.096	28.158	65.3	2:43.704						
2	B	8:09.897	6:55.033	50.827	24.037	21.8	10:53.601						
3	B	1:42.791	34.696	45.467	22.628	104.1	12:36.392						
4	B	1:27.038	30.425	38.456	18.157	122.9	14:03.430						
5	B	1:25.463	30.187	37.463	17.813	125.1	15:28.893						
6	B	1:49.638	40.335	49.017	20.286	97.6	17:18.531						
7	B	1:25.424	29.646	38.127	17.651	125.2	18:43.955						
8	B	1:41.306	36.588	45.598	19.120	105.6	20:25.261						
9	B	1:25.172	29.569	37.666	17.937	125.6	21:50.433						
10	B	1:44.918	B 33.038	44.601	27.279	101.9	23:35.351						
11	A	30:26.664	...	42.279	22.020	5.9	54:02.015						
12	A	1:35.277	33.543	42.660	19.074	112.3	55:37.292						
13	A	1:23.430	29.376	36.274	17.780	128.2	57:00.722						
14	A	1:36.829	34.279	43.691	18.859	110.5	58:37.551						
15	A	1:22.942	29.266	36.296	17.380	129.0	1:00:00.493						
16	A	1:36.418	34.149	43.223	19.046	110.9	1:01:36.911						
17	A	1:22.782	29.231	36.223	17.328	129.2	1:02:59.693						
18	A	1:37.649	B 32.117	41.427	24.105	109.5	1:04:37.342						
19	B	32:10.678	B	...	51.266	27.090	5.5	1:36:48.020					
3 Pietro FITTIPALDI BRA													
Panasonic Jaguar Racing Jaguar I-Type II													
1	B	5:09.198	3:53.729	52.410	23.059	34.6	5:09.198						
2	B	1:55.571	B 39.225	50.447	25.899	92.5	7:04.769						
3	B	6:43.225	5:33.924	47.621	21.680	26.5	13:47.994						
4	B	1:35.791	33.954	42.960	18.877	111.7	15:23.785						
5	B	1:27.902	31.257	38.426	18.219	121.7	16:51.687						
6	B	1:26.030	29.913	38.058	18.059	124.3	18:17.717						
7	B	1:25.094	29.708	37.579	17.807	125.7	19:42.811						
8	B	1:25.412	30.037	37.571	17.804	125.2	21:08.223						
9	B	1:29.715	B 30.396	37.455	21.864	119.2	22:37.938						
10	A	17:15.081	...	47.533	19.777	10.3	39:53.019						
11	A	1:23.569	29.425	36.747	17.397	128.0	41:16.588						
12	A	1:22.791	29.135	36.336	17.320	129.2	42:39.379						
13	A	1:38.008	B 31.054	41.222	25.732	109.1	44:17.387						
14	A	39:13.808	...	49.021	21.194	4.5	1:23:31.195						
15	A	1:25.642	29.289	38.083	18.270	124.9	1:24:56.837						
16	A	1:37.100	B 29.003	41.984	26.113	110.2	1:26:33.937						
17	A	11:34.473	9:20.221	1:49.831	24.421	15.4	1:38:08.410						
18	A	1:45.587	36.082	46.706	22.799	101.3	1:39:53.997						
19	A	1:50.011	B 34.735	46.568	28.708	97.2	1:41:44.008						
20	B	59:23.874	B	...	1:05.359	38.930	3.0	2:41:07.882					
21	B	2:31.781	B 54.213	1:01.540	36.028	70.5	2:43:39.663						
22	B	2:34.988	B 54.058	1:02.508	38.422	69.0	2:46:14.651						
23	B	2:34.453	B 52.939	1:01.403	40.111	69.2	2:48:49.104						
24	B	7:28.366	B 5:46.108	1:01.446	40.812	23.9	2:56:17.470						
25	B	2:29.611	B 53.446	58.892	37.273	71.5	2:58:47.081						
26	B	2:31.684	B 51.507	59.690	40.487	70.5	3:01:18.765						
4 Gary PAFFETT GBR													
Venturi Formula E Team Venturi VM200-FE-03													
1	A	2:17.019	B 1:06.097	44.730	26.192	78.1	2:17.019						
2	A	8:03.327	7:05.723	39.025	18.579	22.1	10:20.346						
3	A	1:26.050	30.577	37.629	17.844	124.3	11:46.396						
4	A	1:25.814	30.204	37.107	18.503	124.6	13:12.210						
5	A	1:24.924	29.917	37.074	17.933	125.9	14:37.134						
6	A	1:26.967	31.652	37.500	17.815	123.0	16:04.101						
7	A	1:26.465	29.862	38.813	17.790	123.7	17:30.566						
8	A	1:38.662	29.839	48.158	20.665	108.4	19:09.228						
9	A	1:24.693	29.790	37.017	17.886	126.3	20:33.921						
10	A	1:24.216	29.900	36.778	17.538	127.0	21:58.137						
11	A	1:24.856	29.836	36.995	18.025	126.0	23:22.993						
12	A	2:42.149	B 35.738	1:12.383	54.028	66.0	26:05.142						
13	A	17:22.109	...	44.385	20.802	2.3	1:43:27.251						
14	A	1:39.960	33.580	45.927	20.453	107.0	1:45:07.211						
15	A	1:42.937	32.112	42.154	28.671	103.9	1:46:50.148						
16	A	1:34.047	31.829	42.008	20.210	113.7	1:48:24.195						
17	A	1:44.857	40.454	43.906	20.497	102.0	1:50:09.052						
18	A	1:32.348	31.623	41.277	19.448	115.8	1:51:41.400						
19	A	1:31.795	31.401	40.966	19.428	116.5	1:53:13.195						
20	A	1:31.059	31.174	40.646	19.239	117.5	1:54:44.254						
21	A	1:36.143	B 31.119	40.808	24.216	111.2	1:56:20.397						
22	A	6:39.476	B 5:34.415	41.249	23.812	26.8	2:02:59.873						
23	A	40:09.706	...	42.225	19.609	4.4	2:43:09.579						
24	A	1:30.584	30.587	40.719	19.278	118.1	2:44:40.163						
25	A	1:32.256	30.138	42.868	19.250	115.9	2:46:12.419						
26	A	1:29.234	30.185	40.140	18.909	119.9	2:47:41.653						
27	A	1:28.235	29.764	39.772	18.699	121.2	2:49:09.888						
28	A	1:29.205	29.615	40.669	18.921	119.9	2:50:39.093						
29	A	1:27.327	29.508	39.145	18.674	122.5	2:52:06.420						
30	A	1:29.118	30.491	39.710	18.917	120.0	2:53:35.538						
31	A	1:27.667	29.578	39.090	18.999	122.0	2:55:03.205						
32	A	1:38.293	30.062	49.504	18.727	108.8	2:56:41.498						
33	A	1:31.883	B 29.827	39.185	22.871	116.4	2:58:13.381						
5 Michael BENYAHIA MAR													
Venturi Formula E Team Venturi VM200-FE-03													
1	A	2:00.596	58.121	42.303	20.172	88.7	2:00.596						
2	A	1:29.899	32.627	38.957	18.315	119.0	3:30.495						
3	A	1:27.252	30.200	37.253	19.799	122.6	4:57.747						
4	A	1:25.202	30.031	37.172	17.999	125.5	6:22.949						
5	A	1:27.606	29.613	39.890	18.103	122.1	7:50.555						
6	A	1:29.901	31.202	40.171	18.528	119.0	9:20.456						
7	A	1:25.897	30.373	37.609	17.915	124.5	10:46.353						
8	A	1:25.383	30.114	37.306	17.963	125.3	12:11.736						
9	A	1:27.539	30.188	38.103	19.248	122.2	13:39.275						
10	A	1:40.230	B 31.887	41.953	26.390	106.7	15:19.505						
11	A	8:45.840	7:35.465	46.982	23.393	20.3	24:05.345						
12	A	1:33.484	34.746	39.431	19.307	114.4	25:38.829						
13	A	1:36.905	B 31.471	40.424	25.010	110.4	27:15.734						
14	A	12:02.362	...	45.081	19.886	2.5	1:39:18.096						
15	A	1:54.118	B 38.528	47.349	28.241	93.7	1:41:12.214						
16	A	4:21.943	3:16.602	44.423	20.918	40.8	1:45:34.157						
17	A	1:35.439	33.530	41.881	20.028	112.1	1:47:09.596						
18	A	1:34.537	31.928	43.097	19.512	113.1	1:48:44.133						

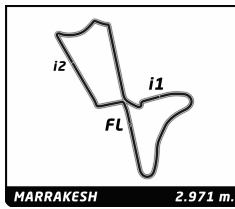


ABB FIA Formula E Championship Marrakesh Rookie Test Test session 1

Analysis

Official Timekeeper TAG Heuer

Lap	Time	Sector 1	Sector 2	Sector 3	Kph	Elapsed	Lap	Time	Sector 1	Sector 2	Sector 3	Kph	Elapsed	
19	A 1:32.462	32.145	40.784	19.533	115.7	1:50:16.595	4	B 1:39.253	34.875	43.519	20.859	107.8	25:05.891	
20	A 1:32.531	32.928	40.415	19.188	115.6	1:51:49.126	5	B 1:35.540	32.113	43.422	20.005	111.9	26:41.431	
21	A 1:30.526	31.315	40.327	18.884	118.1	1:53:19.652	6	B 1:28.565	30.965	38.898	18.702	120.8	28:09.996	
22	A 1:30.045	30.811	40.302	18.932	118.8	1:54:49.697	7	B 1:26.490	30.215	38.033	18.242	123.7	29:36.486	
23	A 1:35.530	31.690	43.129	20.711	112.0	1:56:25.227	8	B 1:25.482	29.936	37.463	18.083	125.1	31:01.968	
24	A 1:37.777	32.910	44.181	20.686	109.4	1:58:03.004	9	B 1:48.380 B	35.197	44.740	28.443	98.7	32:50.348	
25	A 1:35.798	33.023	42.405	20.370	111.6	1:59:38.802	10	B 8:31.875	7:32.688	39.795	19.392	20.9	41:22.223	
26	A 1:33.219	31.974	41.518	19.727	114.7	2:01:12.021	11	B 1:24.495	29.718	36.879	17.898	126.6	42:46.718	
27	A 1:33.514	31.548	41.478	20.488	114.4	2:02:45.535	12	B 1:37.551	35.215	44.008	18.328	109.6	44:24.269	
28	A 1:40.873 B	33.331	41.513	26.029	106.0	2:04:26.408	13	B 1:23.440	29.372	36.467	17.601	128.2	45:47.709	
29	A 51:08.424	...	43.594	19.929	3.5	2:55:34.832	14	B 1:43.352 B	33.642	43.309	26.401	103.5	47:31.061	
30	A 1:28.614	30.639	39.244	18.731	120.7	2:57:03.446	15	A 12:24.175	...	47.606	20.728	14.4	59:55.236	
31	A 1:27.713	30.252	39.071	18.390	121.9	2:58:31.159	16	A 1:28.363	31.494	38.191	18.678	121.0	1:01:23.599	
32	A 1:26.308	29.649	38.695	17.964	123.9	2:59:57.467	17	A 1:23.222	29.265	36.376	17.581	128.5	1:02:46.821	
33	A 1:25.790	29.381	38.538	17.871	124.7	3:01:23.257	18	A 1:36.829	36.537	42.496	17.796	110.5	1:04:23.650	
6 Maximilian GÜNTHER DEU							9 Alexander ALBON THA							
DRAGON PENSKE EV-2							Renault e.dams Renault Z.E. 17							
1	B 5:42.995 B	4:27.897	46.797	28.301	31.2	5:42.995	1	A 5:58.076 B	4:43.895	47.290	26.891	29.9	5:58.076	
2	B 5:43.955	4:40.766	42.211	20.978	31.1	11:26.950	2	B 6:48.207 B	5:40.195	43.394	24.618	26.2	12:46.283	
3	B 1:28.657	32.467	37.754	18.436	120.6	12:55.607	3	B 10:01.720	8:58.978	42.171	20.571	17.8	22:48.003	
4	B 1:25.332	30.182	37.090	18.060	125.3	14:20.939	4	B 1:24.949	29.902	37.214	17.833	125.9	24:12.952	
5	B 1:24.506	29.580	36.537	18.389	126.6	15:45.445	5	B 1:55.161 B	33.799	51.659	29.703	92.9	26:08.113	
6	B 1:31.261 B	29.527	38.787	22.947	117.2	17:16.706	6	A 10:08.749	9:02.991	45.427	20.331	17.6	36:16.862	
7	B 10:46.814	9:44.937	41.745	20.132	16.5	28:03.520	7	A 1:27.116	31.623	37.737	17.756	122.8	37:43.978	
8	B 1:23.477	29.413	36.478	17.586	128.1	29:26.997	8	A 1:23.470	29.304	36.504	17.662	128.1	39:07.448	
9	B 1:22.934	29.294	36.218	17.422	129.0	30:49.931	9	A 1:34.718	35.867	40.427	18.424	112.9	40:42.166	
10	B 1:33.632 B	30.351	38.870	24.411	114.2	32:23.563	10	A 1:23.593	29.402	36.643	17.548	127.9	42:05.759	
11	A 18:32.451	...	40.935	18.612	9.6	50:56.014	11	A 1:23.043	29.357	36.037	17.649	128.8	43:28.802	
12	A 1:25.217	29.163	37.524	18.530	125.5	52:21.231	12	A 1:32.928 B	33.377	37.621	21.930	115.1	45:01.730	
13	A 1:32.798	28.855	43.830	20.113	115.3	53:54.029	13	A 11:50.744	...	44.881	22.785	15.0	56:52.474	
14	A 1:22.599	28.901	36.185	17.513	129.5	55:16.628	14	A 1:23.140	29.326	36.330	17.484	128.6	58:15.614	
15	A 1:29.914 B	29.903	37.547	22.464	119.0	56:46.542	15	A 1:36.521	30.609	44.220	21.692	110.8	59:52.135	
16	A 40:45.154 B	...	53.237	28.125	4.4	1:37:31.696	16	A 1:22.834	29.290	36.106	17.438	129.1	1:01:14.969	
7 Andrea CALDARELLI ITA							17 A 1:27.628 B 29.093 37.011 21.524 122.1 1:02:42.597							
DRAGON PENSKE EV-2							18 B 26:00.389 ... 50.038 20.564 6.9 1:28:42.986							
1	B 5:01.400 B	3:48.028	44.858	28.514	35.5	5:01.400	19	B 1:32.871	31.425	41.711	19.735	115.2	1:30:15.857	
2	A 8:32.701 B	7:27.043	40.932	24.726	20.9	13:34.101	20	B 3:01.639 B	56.339	1:29.969	35.331	58.9	1:33:17.496	
3	B 18:15.727	...	40.245	18.743	9.8	31:49.828	21	B:17:13.491	...	50.796	23.444	2.3	2:50:30.987	
4	B 1:25.644	29.954	37.592	18.098	124.9	33:15.472	22	B 1:34.573	32.674	42.114	19.785	113.1	2:52:05.560	
5	B 1:24.767	29.905	36.837	18.025	126.2	34:40.239	23	B 1:32.417	31.853	41.186	19.378	115.7	2:53:37.977	
6	B 1:24.214	29.643	36.800	17.771	127.0	36:04.453	24	B 1:29.561	30.277	40.237	19.047	119.4	2:55:07.538	
7	B 1:23.854	29.549	36.659	17.646	127.6	37:28.307	25	B 1:29.754	30.233	40.544	18.977	119.2	2:56:37.292	
8	B 1:34.777	33.055	41.877	19.845	112.9	39:03.084								
9	B 1:23.562	29.490	36.503	17.569	128.0	40:26.646								
10	B 1:23.492	29.400	36.489	17.603	128.1	41:50.138								
11	B 1:34.687	30.978	45.147	18.562	113.0	43:24.825								
12	B 1:23.539	29.299	36.455	17.785	128.0	44:48.364								
13	B 1:38.328 B	30.147	42.984	25.197	108.8	46:26.692								
14	A 22:21.696	...	37.493	17.895	8.0	1:08:48.388								
8 Mitsunori TAKABOSHI JAP														
Renault e.dams Renault Z.E. 17														
1	A 8:21.131 B	6:47.659	59.485	33.987	21.3	8:21.131								
2	B 7:31.835 B	6:00.134	58.848	32.853	23.7	15:52.966								
3	B 7:33.672	6:19.432	48.836	25.404	23.6	23:26.638								

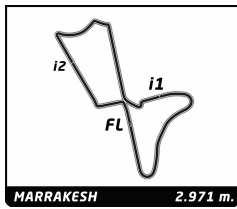


ABB FIA Formula E Championship Marrakesh Rookie Test Test session 1

Analysis

Official Timekeeper

Lap	Time	Sector 1	Sector 2	Sector 3	Kph	Elapsed	Lap	Time	Sector 1	Sector 2	Sector 3	Kph	Elapsed						
26	B 1:28.082	29.952	39.483	18.647	121.4	2:58:05.374	1	A 10:07.529	8:57.936	46.963	22.630	17.6	10:07.529						
27	B 1:27.941	29.898	39.525	18.518	121.6	2:59:33.315	2	A 1:27.821	30.763	37.936	19.122	121.8	11:35.350						
28	B 1:28.386	29.603	40.197	18.586	121.0	3:01:01.701	3	A 1:23.964	29.441	36.797	17.726	127.4	12:59.314						
16 Alexandre IMPERATORI CHE NIO Formula E Team NextEV NIO Sport 003							4							A 1:23.257	29.279	36.486	17.492	128.5	14:22.571
1	B 5:03.204	B 3:42.727	51.666	28.811	35.3	5:03.204	5	A 1:36.501	29.542	46.109	20.850	110.8	15:59.072						
2	B 7:24.433	6:20.210	43.211	21.012	24.1	12:27.637	6	A 1:22.985	29.182	36.293	17.510	128.9	17:22.057						
3	B 1:29.045	31.322	39.121	18.602	120.1	13:56.682	7	A 1:37.294	B 30.785	40.106	26.403	109.9	18:59.351						
4	B 1:27.485	30.188	38.795	18.502	122.3	15:24.167	8	B 23:35.761	...	38.050	19.416	7.6	42:35.112						
5	B 1:25.681	29.899	37.801	17.981	124.8	16:49.848	9	B 1:24.605	29.874	36.898	17.833	126.4	43:59.717						
6	B 1:25.146	29.650	37.675	17.821	125.6	18:14.994	10	B 1:23.983	29.773	36.551	17.659	127.4	45:23.700						
7	B 1:24.581	29.581	37.296	17.704	126.5	19:39.575	11	B 1:24.548	29.647	36.979	17.922	126.5	46:48.248						
8	B 1:24.838	29.486	37.249	18.103	126.1	21:04.413	12	B 1:23.936	29.619	36.550	17.767	127.4	48:12.184						
9	B 1:30.008	B 29.543	37.577	22.888	118.8	22:34.421	13	B 1:23.818	29.661	36.446	17.711	127.6	49:36.002						
18 James ROSSITER GBR TECHEETAH Renault Z.E. 17							14							B 1:24.077	29.599	36.555	17.923	127.2	51:00.079
1	A 5:20.306	4:11.641	46.343	22.322	33.4	5:20.306	15	B 1:24.228	29.728	36.639	17.861	127.0	52:24.307						
2	A 1:31.091	32.567	40.174	18.350	117.4	6:51.397	16	B 1:33.619	29.766	36.927	26.926	114.2	53:57.926						
3	A 1:26.093	29.977	37.924	18.192	124.2	8:17.490	17	B 1:26.131	30.310	37.682	18.139	124.2	55:24.057						
4	A 1:25.008	29.814	37.142	18.052	125.8	9:42.498	18	B 1:29.886	B 30.063	37.117	22.706	119.0	56:53.943						
5	A 1:30.232	B 29.743	37.343	23.146	118.5	11:12.730	19	A 40:30.591	...	51.124	21.744	4.4	1:37:24.534						
6	B 12:01.788	...	39.682	18.942	14.8	23:14.518	20	A 1:46.159	B 31.701	50.285	24.173	100.8	1:39:10.693						
7	B 1:24.082	29.811	36.704	17.567	127.2	24:38.600	21	A 40:35.993	...	45.149	23.795	4.4	2:19:46.686						
8	B 1:23.079	29.169	36.350	17.560	128.7	26:01.679	22	A 1:30.885	31.343	40.214	19.328	117.7	2:21:17.571						
9	B 1:23.618	29.116	36.875	17.627	127.9	27:25.297	23	A 1:30.027	30.545	40.380	19.102	118.8	2:22:47.598						
10	B 1:27.466	B 29.188	36.192	22.086	122.3	28:52.763	24	A 1:27.678	29.945	39.133	18.600	122.0	2:24:15.276						
11	B 13:04.883	...	37.367	19.606	13.6	41:57.646	25	A 1:28.640	30.220	39.748	18.672	120.7	2:25:43.916						
12	B 1:29.178	34.404	37.079	17.695	119.9	43:26.824	26	A 1:39.811	B 30.390	43.803	25.618	107.2	2:27:23.727						
13	B 1:22.762	29.214	36.063	17.485	129.2	44:49.586	27	B 20:46.813	...	46.444	24.754	8.6	2:48:10.540						
14	B 1:29.786	B 30.129	37.206	22.451	119.1	46:19.372	28	B 1:27.831	30.265	38.958	18.608	121.8	2:49:38.371						
15	A 13:28.374	...	38.607	17.934	13.2	59:47.746	29	B 1:27.381	29.458	39.287	18.636	122.4	2:51:05.752						
16	A 1:23.895	29.476	36.761	17.658	127.5	1:01:11.641	30	B 1:32.483	29.456	40.758	22.269	115.6	2:52:38.235						
17	A 1:22.433	29.034	36.042	17.357	129.7	1:02:34.074	31	B 1:26.017	29.296	38.304	18.417	124.3	2:54:04.252						
18	A 1:33.166	B 31.380	38.823	22.963	114.8	1:04:07.240	32	B 1:40.266	33.934	41.975	24.357	106.7	2:55:44.518						
19	A 18:36.687	...	38.619	18.125	9.6	1:22:43.927	33	B 1:25.235	29.164	37.954	18.117	125.5	2:57:09.753						
20	A 1:23.392	29.244	36.597	17.551	128.3	1:24:07.319	34	B 1:45.368	B 32.182	45.726	27.460	101.5	2:58:55.121						
21	A 1:46.746	29.154	56.917	20.675	100.2	1:25:54.065	20 Paul DI RESTA GBR Panasonic Jaguar Racing Jaguar I-Type II												
22	A 1:37.619	32.717	44.218	20.684	109.6	1:27:31.684	1	A 11:00.199	B 9:47.490	45.928	26.781	16.2	11:00.199						
23	A 1:34.142	B 29.166	39.738	25.238	113.6	1:29:05.826	2	A 2:02.888	B 48.058	47.767	27.063	87.0	13:03.087						
24	B 29:53.350	...	48.792	22.517	6.0	1:58:59.176	3	A 9:38.975	8:37.607	42.149	19.219	18.5	22:42.062						
25	B 1:36.582	33.528	43.166	19.888	110.7	2:00:35.758	4	A 1:26.404	30.439	37.708	18.257	123.8	24:08.466						
26	B 1:32.069	31.398	40.956	19.715	116.2	2:02:07.827	5	A 1:23.755	29.433	36.767	17.555	127.7	25:32.221						
27	B 1:45.831	B 33.298	44.995	27.538	101.1	2:03:53.658	6	A 1:44.236	37.513	45.662	21.061	102.6	27:16.457						
28	B 12:02.205	...	43.077	19.947	14.8	2:15:55.863	7	A 1:24.042	29.422	36.895	17.725	127.3	28:40.499						
29	B 1:31.438	31.512	40.615	19.311	117.0	2:17:27.301	8	A 1:41.432	B 31.629	40.989	28.814	105.4	30:21.931						
30	B 1:30.787	31.026	40.514	19.247	117.8	2:18:58.088	9	B 14:19.556	...	40.420	18.396	12.4	44:41.487						
31	B 1:36.788	B 31.091	40.799	24.898	110.5	2:20:34.876	10	B 1:22.644	29.038	36.246	17.360	129.4	46:04.131						
32	A 24:41.898	...	43.755	20.230	7.2	2:45:16.774	11	B 1:23.695	29.279	36.437	17.979	127.8	47:27.826						
33	A 1:31.115	31.283	40.358	19.474	117.4	2:46:47.889	12	B 1:37.763	B 32.277	41.068	24.418	109.4	49:05.589						
34	A 1:31.168	30.321	41.536	19.311	117.3	2:48:19.057	13	B 8:49.354	7:50.815	40.043	18.496	20.2	57:54.943						
35	A 1:29.492	29.959	40.268	19.265	119.5	2:49:48.549	14	B 1:22.631	29.057	36.014	17.560	129.4	59:17.574						
36	A 1:36.202	B 30.721	40.482	24.999	111.2	2:51:24.751	15	B 1:37.311	B 32.384	40.443	24.484	109.9	1:00:54.885						
19 Daniel JUNCADELLA ESP Mahindra Racing Mahindra M4Electro							16							B 7:05.463	6:07.111	39.810	18.542	25.1	1:08:00.348
1	A 11:00.199	B 9:47.490	45.928	26.781	16.2	11:00.199	17	B 1:22.343	29.105	35.936	17.302	129.9	1:09:22.691						
2	A 2:02.888	B 48.058	47.767	27.063	87.0	13:03.087	18	B 2:55.351	B 44.152	1:27.319	43.880	61.0	1:12:18.042						
3	A 9:38.975	8:37.607	42.149	19.219	18.5	22:42.062	19	B:39:13.467	B ...	45.539	25.905	1.8	2:51:31.509						
4	A 1:26.404	30.439	37.708	18.257	123.8	24:08.466	20	B 3:54.688	B 2:41.352	45.836	27.500	45.6	2:55:26.197						
5	A 1:23.755	29.433	36.767	17.555	127.7	25:32.221	21	B 3:32.942	B 2:17.595	48.687	26.660	50.2	2:58:59.139						
6	A 1:44.236	37.513	45.662	21.061	102.6	27:16.457													
7	A 1:24.042	29.422	36.895	17.725	127.3	28:40.499													
8	A 1:41.432	B 31.629	40.989	28.814	105.4	30:21.931													
9	B 14:19.556	...	40.420	18.396	12.4	44:41.487													
10	B 1:22.644	29.038	36.246	17.360	129.4	46:04.131													
11	B 1:23.695	29.279	36.437	17.979	127.8	47:27.826													
12	B 1:37.763	B 32.277	41.068	24.418	109.4	49:05.589													
13	B 8:49.354	7:50.815	40.043	18.496	20.2	57:54.943													
14	B 1:22.631	29.057	36.014	17.560	129.4	59:17.574													
15	B 1:37.311	B 32.384	40.443	24.484	109.9	1:00:54.885													
16	B 7:05.463	6:07.111	39.810	18.542	25.1	1:08:00.348													
17	B 1:22.343	29.105	35.936	17.302	129.9	1:09:22.691													
18	B 2:55.351	B 44.152	1:27.319	43.880	61.0	1:12:18.042													
19	B:39:13.467	B ...	45.539	25.905	1.8	2:51:31.509													
20	B 3:54.688	B 2:41.352	45.836	27.500	45.6	2:55:26.197													
21	B 3:32.942	B 2:17.595	48.687	26.660	50.2	2:58:59.139													

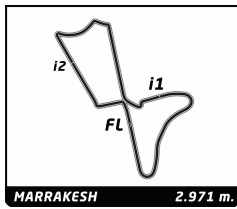


ABB FIA Formula E Championship Marrakesh Rookie Test Test session 1

Analysis

Official Timekeeper TAG Heuer

Lap	Time	Sector 1	Sector 2	Sector 3	Kph	Elapsed	Lap	Time	Sector 1	Sector 2	Sector 3	Kph	Elapsed
23 Sam DEJONGHE BEL													
Mahindra Racing Mahindra M4Electro													
1	A	9:56.125	B	8:38.567	49.236	28.322	17.9	9:56.125					
2	B	13:07.059	B	...	44.415	25.473	13.6	23:03.184					
3	A	12:45.732	...	41.103	19.398	14.0	35:48.916						
4	A	1:28.313	31.741	38.263	18.309	121.1	37:17.229						
5	A	1:26.678	30.668	37.756	18.254	123.4	38:43.907						
6	A	1:25.157	30.096	37.305	17.756	125.6	40:09.064						
7	A	1:24.609	29.689	37.006	17.914	126.4	41:33.673						
8	A	1:29.072	B	29.748	37.191	22.133	120.1	43:02.745					
9	B	8:27.887	7:27.942	39.514	20.431	21.1	51:30.632						
10	B	1:25.972	30.821	37.469	17.682	124.4	52:56.604						
11	B	1:23.657	29.613	36.568	17.476	127.9	54:20.261						
12	B	1:23.580	29.714	36.421	17.445	128.0	55:43.841						
13	B	1:23.788	29.618	36.681	17.489	127.7	57:07.629						
14	B	1:29.807	B	29.649	37.115	23.043	119.1	58:37.436					
15	A	45:16.305	...	44.294	21.682	3.9	1:43:53.741						
16	A	1:41.183	B	34.158	42.621	24.404	105.7	1:45:34.924					
17	A	45:30.120	...	42.956	20.199	3.9	2:31:05.044						
18	A	1:30.485	31.065	40.304	19.116	118.2	2:32:35.529						
19	A	1:30.087	30.387	40.463	19.237	118.7	2:34:05.616						
20	A	1:28.636	30.367	39.602	18.667	120.7	2:35:34.252						
21	A	1:28.527	30.528	39.218	18.781	120.8	2:37:02.779						
22	A	1:28.250	30.109	39.557	18.584	121.2	2:38:31.029						
23	A	1:29.276	30.330	40.329	18.617	119.8	2:40:00.305						
24	A	1:35.462	B	30.397	40.923	24.142	112.0	2:41:35.767					
25 Frédéric MAKOWIECKI FRA													
TECHEETAH Renault Z.E. 17													
1	A	2:10.736	55.784	52.890	22.062	81.8	2:10.736						
2	A	1:32.949	35.167	38.909	18.873	115.1	3:43.685						
3	A	1:28.063	29.745	40.015	18.303	121.5	5:11.748						
4	A	1:25.025	30.391	37.013	17.621	125.8	6:36.773						
5	A	1:35.597	B	29.479	39.588	26.530	111.9	8:12.370					
6	B	12:41.057	...	43.457	20.415	14.1	20:53.427						
7	B	1:25.713	30.524	37.619	17.570	124.8	22:19.140						
8	B	1:24.548	29.311	36.958	18.279	126.5	23:43.688						
9	B	1:25.346	30.047	37.509	17.790	125.3	25:09.034						
10	B	1:32.982	B	29.524	38.548	24.910	115.0	26:42.016					
11	B	10:16.777	9:17.695	38.804	20.278	17.3	36:58.793						
12	B	1:23.112	29.126	36.506	17.480	128.7	38:21.905						
13	B	1:24.678	29.904	37.025	17.749	126.3	39:46.583						
14	B	1:30.115	B	30.681	37.029	22.405	118.7	41:16.698					
15	B	7:07.613	6:11.821	37.969	17.823	25.0	48:24.311						
16	B	1:24.217	29.230	37.331	17.656	127.0	49:48.528						
17	B	1:42.719	B	29.089	36.484	37.146	104.1	51:31.247					
18	A	31:24.115	...	41.655	20.456	5.7	1:22:55.362						
19	A	1:23.466	29.312	36.463	17.691	128.1	1:24:18.828						
20	A	1:24.090	29.384	37.069	17.637	127.2	1:25:42.918						
21	A	1:43.221	B	33.650	43.227	26.344	103.6	1:27:26.139					
22	A	12:45.327	...	47.128	28.117	2.5	2:40:11.466						
23	A	1:33.806	31.451	42.590	19.765	114.0	2:41:45.272						
24	A	1:30.441	30.302	41.031	19.108	118.3	2:43:15.713						
25	A	1:35.882	B	29.985	41.368	24.529	111.5	2:44:51.595					
26	A	4:53.635	3:49.732	43.934	19.969	36.4	2:49:45.230						
27	A	1:31.757	30.941	41.273	19.543	116.6	2:51:16.987						
27 Bruno SPENGLER CAN													
Andretti Formula E Andretti ATEC-03													
1	A	2:09.600	1:02.215	45.456	21.929	82.5	2:09.600						
2	A	1:39.170	37.225	41.500	20.445	107.9	3:48.770						
3	A	1:27.273	31.485	37.813	17.975	122.6	5:16.043						
4	A	1:28.644	29.887	39.742	19.015	120.7	6:44.687						
5	A	1:39.791	35.881	44.301	19.609	107.2	8:24.478						
6	A	1:24.788	30.015	36.884	17.889	126.1	9:49.266						
7	A	1:24.331	29.730	36.778	17.823	126.8	11:13.597						
8	A	1:30.723	B	29.491	37.153	24.079	117.9	12:44.320					
9	B	28:01.179	...	46.910	25.096	6.4	40:45.499						
10	B	1:43.549	37.424	46.638	19.487	103.3	42:29.048						
11	B	1:24.251	29.855	36.285	18.111	126.9	43:53.299						
12	B	1:23.245	29.368	36.258	17.619	128.5	45:16.544						
13	B	1:46.032	37.525	48.326	20.181	100.9	47:02.576						
14	B	1:22.987	29.208	36.345	17.434	128.9	48:25.563						
15	B	1:23.577	29.302	36.584	17.691	128.0	49:49.140						
16	B	1:28.994	B	29.334	36.533	23.127	120.2	51:18.134					
17	A	31:37.633	...	51.305	24.174	5.6	1:22:55.767						
18	A	1:53.473	41.192	50.930	21.351	94.3	1:24:49.240						
19	A	2:12.446	B	28.705	1:16.437	27.304	80.8	1:27:01.686					
20	B	56:35.745	...	47.332	23.227	3.1	2:23:37.431						
21	B	1:38.021	33.991	43.524	20.506	109.1	2:25:15.452						
22	B	1:34.655	31.402	41.810	21.443	113.0	2:26:50.107						
23	B	1:33.404	31.022	42.185	20.197	114.5	2:28:23.511						
24	B	1:34.401	30.766	42.243	21.392	113.3	2:29:57.912						
25	B	1:35.256	30.878	43.566	20.812	112.3	2:31:33.168						
26	B	1:31.505	30.979	40.532	19.994	116.9	2:33:04.673						
27	B	1:31.230	30.756	40.977	19.497	117.2	2:34:35.903						
28	B	1:30.883	31.124	40.231	19.528	117.7	2:36:06.786						
29	B	1:30.202	30.523	40.290	19.389	118.6	2:37:36.988						
30	B	1:40.388	30.672	49.190	20.526	106.5	2:39:17.376						
31	B	1:33.401	32.544	41.126	19.731	114.5	2:40:50.777						
32	B	1:31.128	31.139	40.517	19.472	117.4	2:42:21.905						
33	B	1:35.721	30.931	45.192	19.598	111.7	2:43:57.626						
34	B	1:32.334	31.227	41.347	19.760	115.8	2:45:29.960						
35	B	1:34.068	31.381	41.685	21.002	113.7	2:47:04.028						
36	B	1:35.676	B	30.718	40.558	24.400	111.8	2:48:39.704					
28 Colton HERTA USA													
Andretti Formula E Andretti ATEC-03													
1	A	2:20.565	1:05.351	47.663	27.551	76.1	2:20.565						
2	A	1:34.412	34.195	40.777	19.440	113.3	3:54.977						
3	A	1:28.215	31.661	38.052	18.502	121.2	5:23.192						
4	A	1:28.916	30.264	40.013	18.639	120.3	6:52.108						
5	A	1:41.130	33.972	45.397	21.761	105.8	8:33.238						
6	A	1:25.333	30.177	37.093	18.063	125.3	9:58.571						
7	A	1:24.642	29.897	36.898	17.847	126.4	11:23.213						
8	A	1:31.747	B	29.838	37.807	24.102	116.6	12:54.960					
9	B	24:16.933	...	44.444	21.041	7.3	37:11.893						
10	B	1:40.789	33.075	47.630	20.084	106.1	38:52.682						

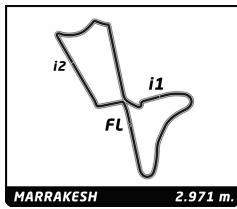


ABB FIA Formula E Championship
Marrakesh Rookie Test
Test session 1

Analysis

Official Timekeeper **TAGHeuer**

							■ 200KW ■ Personal Best ■ Session Best ■ B Crossing the finish line in pit lane						
Lap	Time	Sector 1	Sector 2	Sector 3	Kph	Elapsed	Lap	Time	Sector 1	Sector 2	Sector 3	Kph	Elapsed
11	B 1:24.589	29.610	37.076	17.903	126.4	40:17.271	3	A 1:24.174	29.957	36.653	17.564	127.1	47:31.601
12	B 1:23.465	29.291	36.423	17.751	128.1	41:40.736	4	A 1:26.587	31.915	37.100	17.572	123.5	48:58.188
13	B 1:38.100	35.435	44.642	18.023	109.0	43:18.836	5	A 1:25.934	29.273	37.515	19.146	124.5	50:24.122
14	B 1:23.837	29.505	36.493	17.839	127.6	44:42.673	6	A 1:34.432	35.572	41.443	17.417	113.3	51:58.554
15	B 1:47.952	40.493	47.614	19.845	99.1	46:30.625	7	A 1:23.391	29.399	36.557	17.435	128.3	53:21.945
16	B 1:23.355	29.433	36.292	17.630	128.3	47:53.980	8	A 1:23.136	29.214	36.247	17.675	128.7	54:45.081
17	B 1:38.386 B	32.026	41.882	24.478	108.7	49:32.366	9	A 1:36.513 B	32.533	41.272	22.708	110.8	56:21.594
18	A 19:46.647	...	46.364	21.861	9.0	1:09:19.013	10	B 26:01.892	...	44.120	20.768	6.8	1:22:23.486
19	A 2:25.518 B	44.284	1:01.024	40.210	73.5	1:11:44.531	11	B 1:28.081	33.379	37.221	17.481	121.4	1:23:51.567
20	A 10:47.348	9:43.774	43.281	20.293	16.5	1:22:31.879	12	B 1:34.694	34.266	41.343	19.085	112.9	1:25:26.261
21	A 1:24.150	29.839	36.435	17.876	127.1	1:23:56.029	13	B 1:31.378	30.898	38.997	21.483	117.0	1:26:57.639
22	A 1:23.712	29.355	36.773	17.584	127.8	1:25:19.741	14	B 1:35.184	33.181	43.284	18.719	112.4	1:28:32.823
23	A 1:32.940 B	29.264	40.665	23.011	115.1	1:26:52.681	15	B 1:29.940	29.254	41.617	19.069	118.9	1:30:02.763
24	B 53:48.676	...	47.237	21.997	3.3	2:20:41.357	16	B 1:57.446 B	32.518	56.902	28.026	91.1	1:32:00.209
25	B 2:25.364	33.453	1:30.647	21.264	73.6	2:23:06.721	17	A 39:51.628	...	43.500	20.039	4.5	2:11:51.837
26	B 1:33.573	31.808	41.442	20.323	114.3	2:24:40.294	18	A 1:32.125	32.038	40.673	19.414	116.1	2:13:23.962
27	B 1:32.485	31.527	40.866	20.092	115.6	2:26:12.779	19	A 1:35.309	31.351	44.579	19.379	112.2	2:14:59.271
28	B 1:32.236	31.337	40.754	20.145	116.0	2:27:45.015	20	A 1:30.772	31.027	40.624	19.121	117.8	2:16:30.043
29	B 1:32.631	31.043	41.237	20.351	115.5	2:29:17.646	21	A 1:29.435	30.495	40.122	18.818	119.6	2:17:59.478
30	B 1:34.719	31.570	42.424	20.725	112.9	2:30:52.365	22	A 1:29.124	30.429	40.023	18.672	120.0	2:19:28.602
31	B 1:31.888	30.810	41.299	19.779	116.4	2:32:24.253	23	A 1:34.195	30.094	45.128	18.973	113.5	2:21:02.797
32	B 1:46.639	30.257	55.786	20.596	100.3	2:34:10.892	24	A 1:29.957	29.989	40.882	19.086	118.9	2:22:32.754
33	B 1:30.896	30.528	40.550	19.818	117.7	2:35:41.788	25	A 1:28.472	29.944	39.796	18.732	120.9	2:24:01.226
34	B 1:31.650	31.186	40.904	19.560	116.7	2:37:13.438	26	A 1:28.280	29.872	39.818	18.590	121.2	2:25:29.506
35	B 1:32.947	31.832	41.394	19.721	115.1	2:38:46.385	27	A 1:28.488	29.675	40.288	18.525	120.9	2:26:57.994
36	B 1:32.542	32.234	40.475	19.833	115.6	2:40:18.927	28	A 1:28.157	29.533	39.739	18.885	121.3	2:28:26.151
37	B 1:31.485	31.855	40.125	19.505	116.9	2:41:50.412	29	A 1:29.203	29.738	40.635	18.830	119.9	2:29:55.354
38	B 1:30.656	30.653	40.357	19.646	118.0	2:43:21.068	30	A 1:28.033	29.633	39.516	18.884	121.5	2:31:23.387
39	B 1:34.621	31.828	42.876	19.917	113.0	2:44:55.689	31	A 1:27.860	29.605	39.561	18.694	121.7	2:32:51.247
40	B 1:36.645 B	32.353	40.900	23.392	110.7	2:46:32.334	32	A 1:27.972	29.675	39.584	18.713	121.6	2:34:19.219
36 Joel ERIKSSON SWE							33 A 1:28.878 30.044 39.680 19.154 120.3 2:35:48.097						
DS Virgin Racing DS Virgin DSV-03							34 A 1:39.538 B 32.430 42.089 25.019 107.5 2:37:27.635						
1	B 3:25.487 B	1:51.176	1:02.125	32.186	52.1	3:25.487	35	B 6:36.033	5:34.470	42.010	19.553	27.0	2:44:03.668
2	B 8:52.423	7:34.771	53.452	24.200	20.1	12:17.910	36	B 1:29.457	30.425	39.947	19.085	119.6	2:45:33.125
3	B 1:48.174	37.907	46.982	23.285	98.9	14:06.084	37	B 1:29.666	30.364	40.094	19.208	119.3	2:47:02.791
4	B 1:25.233	29.880	37.701	17.652	125.5	15:31.317	38	B 1:28.307	30.102	39.428	18.777	121.1	2:48:31.098
5	B 1:23.369	29.626	36.220	17.523	128.3	16:54.686	39	B 1:28.225	29.626	39.590	19.009	121.2	2:49:59.323
6	B 1:54.136	37.080	53.254	23.802	93.7	18:48.822	40	B 1:28.579	29.892	39.503	19.184	120.7	2:51:27.902
7	B 1:25.063	29.179	38.471	17.413	125.7	20:13.885	41	B 1:27.374	29.626	39.047	18.701	122.4	2:52:55.276
8	B 1:46.589	34.906	48.572	23.111	100.3	22:00.474	42	B 1:30.772	29.720	42.592	18.460	117.8	2:54:26.048
9	B 1:23.214	29.117	36.534	17.563	128.5	23:23.688	43	B 1:28.165	29.411	40.430	18.324	121.3	2:55:54.213
10	B 1:56.015 B	34.682	52.695	28.638	92.2	25:19.703	44	B 1:27.115	29.270	39.299	18.546	122.8	2:57:21.328
11	A 27:46.755	...	52.380	21.236	6.4	53:06.458	45	B 1:27.032	29.400	38.991	18.641	122.9	2:58:48.360
12	A 1:43.688	37.066	44.567	22.055	103.2	54:50.146	46	B 2:07.907 B	29.114	1:12.822	25.971	83.6	3:00:56.267
13	A 1:28.309	29.245	38.030	21.034	121.1	56:18.455	68 Harry TINCKNELL GBR						
14	A 1:42.930	35.770	43.288	23.872	103.9	58:01.385	NIO Formula E Team NextEV NIO Sport 003						
15	A 1:22.641	29.013	36.249	17.379	129.4	59:24.026	1	A 2:13.431 B	57.394	48.429	27.608	80.2	2:13.431
16	A 1:38.579	35.861	42.911	19.807	108.5	1:01:02.605	2	B 12:42.990	...	46.049	20.695	14.0	14:56.421
17	A 1:22.551	29.060	36.205	17.286	129.6	1:02:25.156	3	B 1:27.118	30.796	38.277	18.045	122.8	16:23.539
18	A 1:40.834 B	34.638	40.408	25.788	106.1	1:04:05.990	4	B 1:24.777	29.658	36.945	18.174	126.2	17:48.316
19	B 33:21.581 B	...	56.698	28.225	5.3	1:37:27.571	5	B 1:23.926	29.529	36.668	17.729	127.4	19:12.242
66 Nico MÜLLER CHE							6	B 1:25.319	29.516	38.067	17.736	125.4	20:37.561
Audi Sport ABT Schaeffler Audi e-tron FE04							7	B 1:24.720	29.485	37.685	17.550	126.2	22:02.281
1	A 44:36.020	...	44.157	20.468	4.0	44:36.020	8	B 1:30.442 B	29.606	37.057	23.779	118.3	23:32.723
2	A 1:31.407	32.416	40.898	18.093	117.0	46:07.427	9	A 27:10.543	...	39.855	19.450	6.6	50:43.266
							10	A 1:29.890	29.653	36.993	23.244	119.0	52:13.156
							11	A 1:23.468	29.483	36.402	17.583	128.1	53:36.624

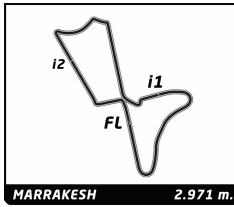


ABB FIA Formula E Championship

Marrakesh Rookie Test

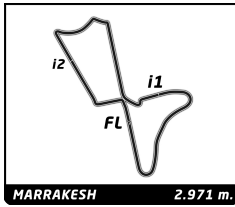
Test session 1

Analysis

Official Timekeeper TAG Heuer

■ 200KW
 ■ Personal Best
 ■ Session Best
 B Crossing the finish line in pit lane

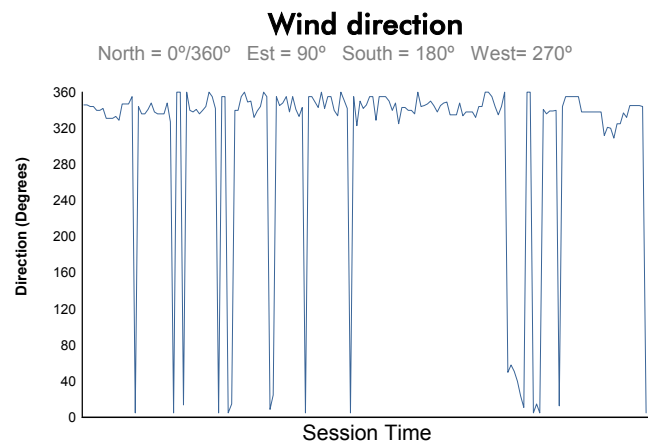
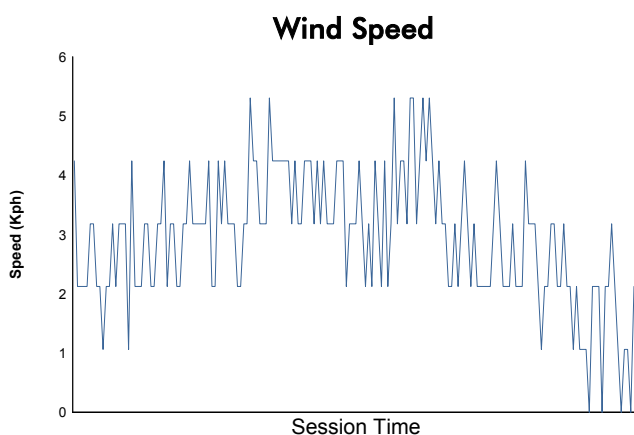
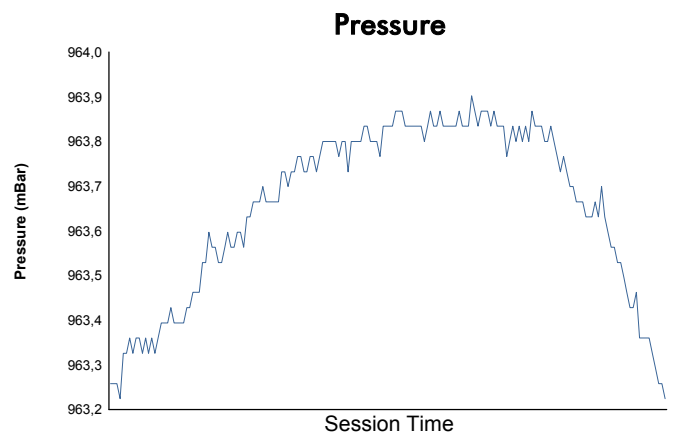
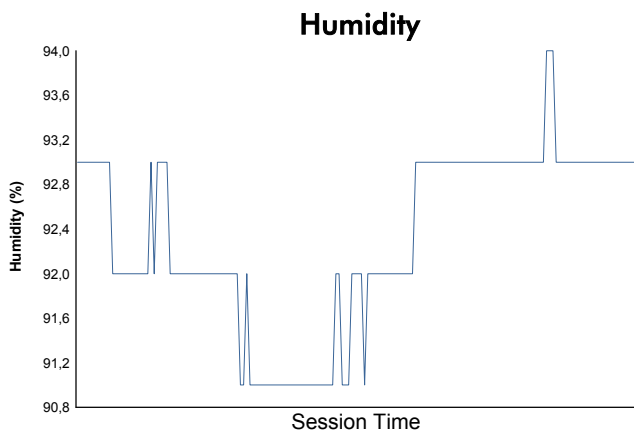
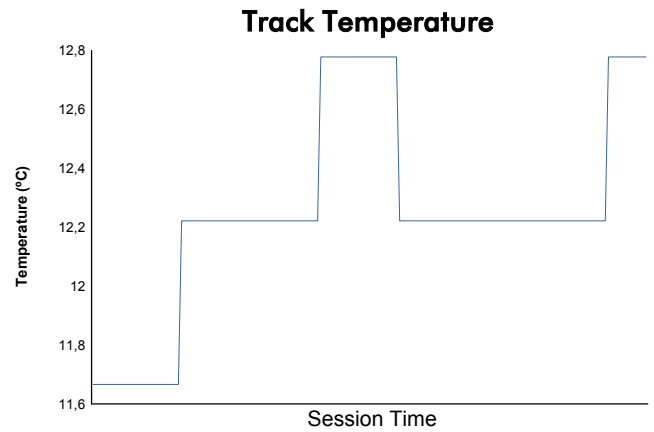
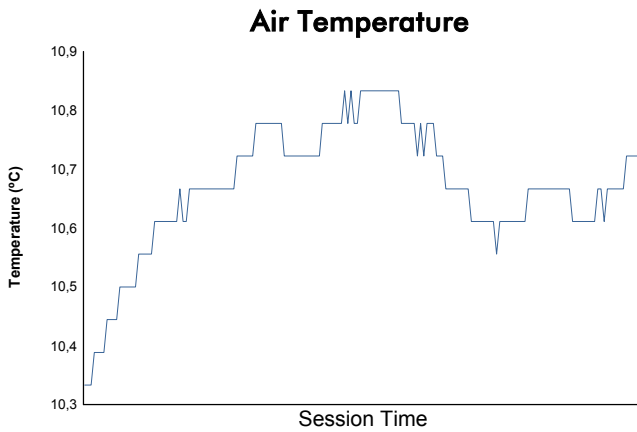
Lap	Time	Sector 1	Sector 2	Sector 3	Kph	Elapsed	Lap	Time	Sector 1	Sector 2	Sector 3	Kph	Elapsed
12	A 1:23.076	29.251	36.307	17.518	128.7	54:59.700							
13	A 1:23.447	29.289	36.674	17.484	128.2	56:23.147							
14	A 1:23.367	29.457	36.382	17.528	128.3	57:46.514							
15	A 1:41.583 B	31.907	44.988	24.688	105.3	59:28.097							



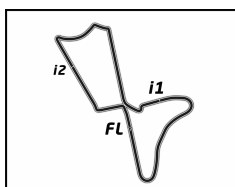
Marrakesh Rookie Test
 ABB FIA Formula E Championship
 Test session 1

Weather Report

Official Timekeeper **TAGHeuer**



Track Status: **DRY**



MARRAKESH 2.971 m.

ABB FIA Formula E Championship Marrakesh Rookie Test Test session 2

Classification

Official Timekeeper TAG Heuer

Nr.	Driver	Nat	Team	Car	Time	Lap Total	Gap	Kph
1	66 Nico MÜLLER	CHE	Audi Sport ABT Schaeffler	Audi e-tron FE04	1:19.651	49 52	- -	134.3
2	3 Pietro FITTIPALDI	BRA	Panasonic Jaguar Racing	Jaguar I-Type II	1:20.597	32 34	+0.946 +0.946	132.7
3	6 Maximilian GÜNTHER	DEU	DRAGON	PENSKE EV-2	1:20.657	32 37	+1.006 +0.060	132.6
4	20 Paul DI RESTA	GBR	Panasonic Jaguar Racing	Jaguar I-Type II	1:20.774	39 40	+1.123 +0.117	132.4
5	18 James ROSSITER	GBR	TECHEETAH	Renault Z.E. 17	1:20.794	23 33	+1.143 +0.020	132.4
6	19 Daniel JUNCADELLA	ESP	Mahindra Racing	Mahindra M4Electro	1:20.874	29 30	+1.223 +0.080	132.3
7	2 Antonio GIOVINAZZI	ITA	DS Virgin Racing	DS Virgin DSV-03	1:20.876	31 32	+1.225 +0.002	132.2
8	7 Andrea CALDARELLI	ITA	DRAGON	PENSKE EV-2	1:20.964	40 40	+1.313 +0.088	132.1
9	36 Joel ERIKSSON	SWE	DS Virgin Racing	DS Virgin DSV-03	1:20.971	32 33	+1.320 +0.007	132.1
10	1 Nyck DE VRIES	NDL	Audi Sport ABT Schaeffler	Audi e-tron FE04	1:21.108	10 15	+1.457 +0.137	131.9
11	4 Gary PAFFETT	GBR	Venturi Formula E Team	Venturi VM200-FE-03	1:21.351	21 26	+1.700 +0.243	131.5
12	23 Sam DEJONGHE	BEL	Mahindra Racing	Mahindra M4Electro	1:21.884	16 39	+2.233 +0.533	130.6
13	9 Alexander ALBON	THA	Renault e.dams	Renault Z.E. 17	1:22.027	40 51	+2.376 +0.143	130.4
14	25 Frédéric MAKOWIECKI	FRA	TECHEETAH	Renault Z.E. 17	1:22.219	28 34	+2.568 +0.192	130.1
15	16 Alexandre IMPERATORI	CHE	NIO Formula E Team	NextEV NIO Sport 003	1:22.500	29 34	+2.849 +0.281	129.6
16	28 Colton HERTA	USA	Andretti Formula E	Andretti ATEC-03	1:22.673	31 34	+3.022 +0.173	129.4
17	68 Harry TINCKNELL	GBR	NIO Formula E Team	NextEV NIO Sport 003	1:23.791	45 53	+4.140 +1.118	127.6
18	5 Michael BENYAHIA	MAR	Venturi Formula E Team	Venturi VM200-FE-03	1:23.975	16 20	+4.324 +0.184	127.4
19	27 Bruno SPENGLER	CAN	Andretti Formula E	Andretti ATEC-03	1:24.127	23 27	+4.476 +0.152	127.1
20	8 Mitsunori TAKABOSHI	JAP	Renault e.dams	Renault Z.E. 17	1:24.179	30 47	+4.528 +0.052	127.1

Fastest Lap	Lap 49	Nico MÜLLER	1:19.651	134.3 Kph
--------------------	--------	-------------	-----------------	-----------

Published at:

Track Status: **DRY**

Race Director:	Timekeeper:
-----------------------	--------------------

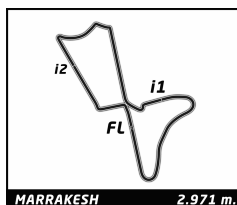


ABB FIA Formula E Championship Marrakesh Rookie Test Combined Test

Classification

Official Timekeeper TAG Heuer

Nr	Driver	Nat	Team	Session 1		Session 2		Time	Gap	
				Time	Lap	Time	Lap			
1	66 Nico MÜLLER	CHE	Audi Sport ABT Schaeffler	1:23.136	8	1:19.651	49	1:19.651		
2	3 Pietro FITTIPALDI	BRA	Panasonic Jaguar Racing	1:22.791	12	1:20.597	32	1:20.597	+0.946	+0.946
3	6 Maximilian GÜNTHER	DEU	DRAGON	1:22.599	14	1:20.657	32	1:20.657	+1.006	+0.060
4	20 Paul DI RESTA	GBR	Panasonic Jaguar Racing	1:22.343	17	1:20.774	39	1:20.774	+1.123	+0.117
5	18 James ROSSITER	GBR	TECHEETAH	1:22.433	17	1:20.794	23	1:20.794	+1.143	+0.020
6	19 Daniel JUNCADELLA	ESP	Mahindra Racing	1:22.985	6	1:20.874	29	1:20.874	+1.223	+0.080
7	2 Antonio GIOVINAZZI	ITA	DS Virgin Racing	1:22.782	17	1:20.876	31	1:20.876	+1.225	+0.002
8	7 Andrea CALDARELLI	ITA	DRAGON	1:23.492	10	1:20.964	40	1:20.964	+1.313	+0.088
9	36 Joel ERIKSSON	SWE	DS Virgin Racing	1:22.551	17	1:20.971	32	1:20.971	+1.320	+0.007
10	1 Nyck DE VRIES	NLD	Audi Sport ABT Schaeffler			1:21.108	10	1:21.108	+1.457	+0.137
11	4 Gary PAFFETT	GBR	Venturi Formula E Team	1:24.216	10	1:21.351	21	1:21.351	+1.700	+0.243
12	23 Sam DEJONGHE	BEL	Mahindra Racing	1:23.580	12	1:21.884	16	1:21.884	+2.233	+0.533
13	9 Alexander ALBON	THA	Renault e.dams	1:22.834	16	1:22.027	40	1:22.027	+2.376	+0.143
14	25 Frédéric MAKOWIECKI	FRA	TECHEETAH	1:23.112	12	1:22.219	28	1:22.219	+2.568	+0.192
15	16 Alexandre IMPERATORI	CHE	NIO Formula E Team	1:24.581	7	1:22.500	29	1:22.500	+2.849	+0.281
16	28 Colton HERTA	USA	Andretti Formula E	1:23.355	16	1:22.673	31	1:22.673	+3.022	+0.173
17	27 Bruno SPENGLER	CAN	Andretti Formula E	1:22.987	14	1:24.127	23	1:22.987	+3.336	+0.314
18	8 Mitsunori TAKABOSHI	JAP	Renault e.dams	1:23.052	23	1:24.179	30	1:23.052	+3.401	+0.065
19	68 Harry TINCKNELL	GBR	NIO Formula E Team	1:23.076	12	1:23.791	45	1:23.076	+3.425	+0.024
20	5 Michael BENYAHIA	MAR	Venturi Formula E Team	1:25.202	4	1:23.975	16	1:23.975	+4.324	+0.899

Published at:

Stewards:	Timekeeper:
-----------	-------------

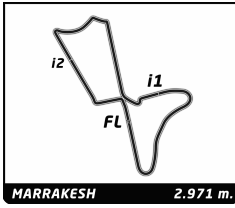


ABB FIA Formula E Championship
Marrakesh Rookie Test
Test session 2

Best Sector Times

Official Timekeeper TAG Heuer

SECTOR 1			SECTOR 2		SECTOR 3					
Pos	Driver	Time	Driver	Time	Driver	Time	Pos	Driver	Ideal Lap	Best Lap
1	66 N.MÜLLER	28.013	66 N.MÜLLER	34.699	66 N.MÜLLER	16.837	1	66 N.MÜLLER	1:19.549	1:19.651 (1)
2	18 J.ROSSITER	28.309	36 J.ERIKSSON	35.101	3 P.FITTIPALDI	16.906	2	6 M.GÜNTHER	1:20.552	1:20.657 (3)
3	6 M.GÜNTHER	28.333	3 P.FITTIPALDI	35.193	20 P.DI RESTA	16.967	3	18 J.ROSSITER	1:20.556	1:20.794 (5)
4	20 P.DI RESTA	28.350	19 D.JUNCADELLA	35.235	6 M.GÜNTHER	16.975	4	3 P.FITTIPALDI	1:20.597	1:20.597 (2)
5	19 D.JUNCADELLA	28.387	6 M.GÜNTHER	35.244	18 J.ROSSITER	16.994	5	36 J.ERIKSSON	1:20.693	1:20.971 (9)
6	7 A.CALDARELLI	28.417	18 J.ROSSITER	35.253	4 G.PAFFETT	17.007	6	20 P.DI RESTA	1:20.746	1:20.774 (4)
7	36 J.ERIKSSON	28.474	2 A.GIOVINAZZI	35.294	23 S.DEJONGHE	17.034	7	2 A.GIOVINAZZI	1:20.872	1:20.876 (7)
8	2 A.GIOVINAZZI	28.492	1 N.DE VRIES	35.323	7 A.CALDARELLI	17.069	8	19 D.JUNCADELLA	1:20.874	1:20.874 (6)
9	3 P.FITTIPALDI	28.498	20 P.DI RESTA	35.429	2 A.GIOVINAZZI	17.086	9	7 A.CALDARELLI	1:20.964	1:20.964 (8)
10	1 N.DE VRIES	28.503	7 A.CALDARELLI	35.478	36 J.ERIKSSON	17.118	10	1 N.DE VRIES	1:20.971	1:21.108 (10)
11	23 S.DEJONGHE	28.575	4 G.PAFFETT	35.712	1 N.DE VRIES	17.145	11	4 G.PAFFETT	1:21.351	1:21.351 (11)
12	4 G.PAFFETT	28.632	9 A.ALBON	35.824	19 D.JUNCADELLA	17.252	12	23 S.DEJONGHE	1:21.470	1:21.884 (12)
13	27 B.SPENGLER	28.873	23 S.DEJONGHE	35.861	9 A.ALBON	17.324	13	9 A.ALBON	1:22.027	1:22.027 (13)
14	9 A.ALBON	28.879	25 F.MAKOWIECKI	35.935	16 A.IMPERATORI	17.370	14	25 F.MAKOWIECKI	1:22.219	1:22.219 (14)
15	25 F.MAKOWIECKI	28.890	28 C.HERTA	36.088	25 F.MAKOWIECKI	17.394	15	16 A.IMPERATORI	1:22.500	1:22.500 (15)
16	5 M.BENYAHIA	28.977	16 A.IMPERATORI	36.121	28 C.HERTA	17.414	16	28 C.HERTA	1:22.673	1:22.673 (16)
17	16 A.IMPERATORI	29.009	5 M.BENYAHIA	36.548	5 M.BENYAHIA	17.535	17	5 M.BENYAHIA	1:23.060	1:23.975 (18)
18	28 C.HERTA	29.171	68 H.TINCKNELL	36.580	68 H.TINCKNELL	17.617	18	27 B.SPENGLER	1:23.158	1:24.127 (19)
19	68 H.TINCKNELL	29.429	27 B.SPENGLER	36.585	8 M.TAKABOSHI	17.675	19	68 H.TINCKNELL	1:23.626	1:23.791 (17)
20	8 M.TAKABOSHI	29.484	8 M.TAKABOSHI	36.916	27 B.SPENGLER	17.700	20	8 M.TAKABOSHI	1:24.075	1:24.179 (20)

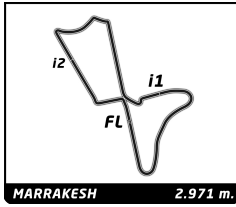


ABB FIA Formula E Championship

Marrakesh Rookie Test

Test session 2

Fastest Lap Sequence

 Official Timekeeper 

Practice Time	Driver	Team	Car	Time	Kph	Lap
4:17.020	28 Colton HERTA	Andretti Formula E	Andretti ATEC-03	1:37.689	109.5	2
4:19.728	68 Harry TINCKNELL	NIO Formula E Team	NextEV NIO Sport 003	1:29.421	119.6	2
4:22.230	25 Frédéric MAKOWIECKI	TECHEETAH	Renault Z.E. 17	1:24.435	126.7	2
4:59.901	66 Nico MÜLLER	Audi Sport ABT Schaeffler	Audi e-tron FE04	1:24.253	126.9	2
6:22.686	66 Nico MÜLLER	Audi Sport ABT Schaeffler	Audi e-tron FE04	1:22.785	129.2	3
9:30.952	66 Nico MÜLLER	Audi Sport ABT Schaeffler	Audi e-tron FE04	1:21.976	130.5	5
12:27.249	66 Nico MÜLLER	Audi Sport ABT Schaeffler	Audi e-tron FE04	1:21.850	130.7	7
59:35.898	6 Maximilian GÜNTHER	DRAGON	PENSKE EV-2	1:21.826	130.7	15
1:01:29.814	66 Nico MÜLLER	Audi Sport ABT Schaeffler	Audi e-tron FE04	1:20.905	132.2	29
1:41:26.677	6 Maximilian GÜNTHER	DRAGON	PENSKE EV-2	1:20.825	132.3	24
2:35:32.332	18 James ROSSITER	TECHEETAH	Renault Z.E. 17	1:20.794	132.4	23
2:44:16.880	3 Pietro FITTIPALDI	Panasonic Jaguar Racing	Jaguar I-Type II	1:20.597	132.7	32
2:52:40.908	66 Nico MÜLLER	Audi Sport ABT Schaeffler	Audi e-tron FE04	1:19.651	134.3	49

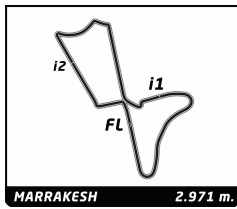


ABB FIA Formula E Championship Marrakesh Rookie Test Test session 2

Analysis

Official Timekeeper TAG Heuer

Lap	Time	Sector 1	Sector 2	Sector 3	Kph	Elapsed	Lap	Time	Sector 1	Sector 2	Sector 3	Kph	Elapsed
1	Nyck DE VRIES NDL Audi Sport ABT Schaeffler Audi e-tron FE04						2 B	1:25.293	30.032	37.407	17.854	125.4	5:32.366
2 B	1:32.944	33.060	40.423	19.461	115.1	1:59:45.470	3 B	1:24.717	29.670	37.307	17.740	126.3	6:57.083
3 B	1:23.444	29.616	36.268	17.560	128.2	2:01:08.914	4 B	1:39.874 B	29.314	39.780	30.780	107.1	8:36.957
4 B	1:44.754	34.952	49.520	20.282	102.1	2:02:53.668	5 B	15:02.193	...	47.757	21.575	11.9	23:39.150
5 B	3:12.684 B	59.605	1:27.957	45.122	55.5	2:06:06.352	6 B	1:22.795	29.283	36.160	17.352	129.2	25:01.945
6 B	40:18.584	...	44.847	20.592	4.4	2:46:24.936	7 B	1:40.347 B	29.214	43.461	27.672	106.6	26:42.292
7 B	1:33.710	31.186	39.530	22.994	114.1	2:47:58.646	8 B	10:32.419	9:26.598	47.161	18.660	16.9	37:14.711
8 B	1:21.806	28.521	36.140	17.145	130.7	2:49:20.452	9 B	1:22.564	29.009	36.291	17.264	129.5	38:37.275
9 B	1:50.687	38.306	52.338	20.043	96.6	2:51:11.139	10 B	1:22.884	29.096	36.359	17.429	129.0	40:00.159
10 B	1:21.108	28.503	35.323	17.282	131.9	2:52:32.247	11 B	1:35.042 B	29.339	38.238	27.465	112.5	41:35.201
11 B	1:40.897	36.473	43.490	20.934	106.0	2:54:13.144	12 A	25:23.755	...	46.673	19.241	7.0	1:06:58.956
12 B	1:22.608	29.075	35.997	17.536	129.5	2:55:35.752	13 A	1:22.423	29.037	35.932	17.454	129.8	1:08:21.379
13 B	1:22.531	29.151	36.061	17.319	129.6	2:56:58.283	14 A	1:22.089	28.931	35.927	17.231	130.3	1:09:43.468
14 B	1:41.258	33.022	47.163	21.073	105.6	2:58:39.541	15 A	1:38.920 B	29.188	41.965	27.767	108.1	1:11:22.388
15 B	1:22.086	28.955	35.751	17.380	130.3	3:00:01.627	16 A	21:03.997	...	44.827	19.237	8.5	1:32:26.385
2	Antonio GIOVINAZZI ITA DS Virgin Racing DS Virgin DSV-03						17 A	1:22.084	28.829	35.975	17.280	130.3	1:33:48.469
1 B	5:03.472	3:57.505	43.804	22.163	35.2	5:03.472	18 A	1:45.413	37.288	49.085	19.040	101.5	1:35:33.882
2 B	1:37.362	33.939	43.505	19.918	109.9	6:40.834	19 A	1:22.435	28.949	36.102	17.384	129.7	1:36:56.317
3 B	1:23.302	29.241	36.585	17.476	128.4	8:04.136	20 A	1:39.940 B	29.080	43.025	27.835	107.0	1:38:36.257
4 B	1:35.716 B	30.764	39.817	25.135	111.7	9:39.852	21 A	8:18.169 B	5:57.718	1:33.792	46.659	21.5	1:46:54.426
5 B	36:34.581	...	39.391	18.166	4.9	46:14.433	22 B	28:21.008	...	46.235	20.334	6.3	2:15:15.434
6 B	1:24.552	29.762	36.881	17.909	126.5	47:38.985	23 B	1:21.728	28.690	35.589	17.449	130.9	2:16:37.162
7 B	1:25.192	29.817	37.196	18.179	125.5	49:04.177	24 B	1:46.388	38.797	49.328	18.263	100.5	2:18:23.550
8 B	1:24.963	30.147	36.918	17.898	125.9	50:29.140	25 B	1:21.156	28.702	35.464	16.990	131.8	2:19:44.706
9 B	1:24.900	29.886	37.132	17.882	126.0	51:54.040	26 B	1:53.743 B	37.271	50.053	26.419	94.0	2:21:38.449
10 B	1:24.254	29.678	36.775	17.801	126.9	53:18.294	27 B	8:02.422	6:55.338	45.585	21.499	22.2	2:29:40.871
11 B	1:24.474	29.897	36.780	17.797	126.6	54:42.768	28 B	1:23.296	29.090	36.591	17.615	128.4	2:31:04.167
12 B	1:24.204	29.790	36.663	17.751	127.0	56:06.972	29 B	1:36.520 B	29.976	40.888	25.656	110.8	2:32:40.687
13 B	1:24.425	29.970	36.775	17.680	126.7	57:31.397	30 A	8:37.965	7:29.101	46.745	22.119	20.6	2:41:18.652
14 B	1:25.049	29.682	37.006	18.361	125.8	58:56.446	31 A	1:37.631	35.459	43.591	18.581	109.6	2:42:56.283
15 B	1:29.648 B	30.425	37.513	21.710	119.3	1:00:26.094	32 A	1:20.597	28.498	35.193	16.906	132.7	2:44:16.880
16 A	34:42.155	...	42.594	21.018	5.1	1:35:08.249	33 A	1:49.623	37.825	52.812	18.986	97.6	2:46:06.503
17 A	1:34.069	32.137	41.289	20.643	113.7	1:36:42.318	34 A	1:44.145 B	28.504	45.437	30.204	102.7	2:47:50.648
18 A	1:23.993	30.142	36.329	17.522	127.3	1:38:06.311	4	Gary PAFFETT GBR Venturi Formula E Team Venturi VM200-FE-03					
19 A	1:33.247	34.410	40.163	18.674	114.7	1:39:39.558	1 A	4:11.350	3:12.348	39.374	19.628	42.6	4:11.350
20 A	1:23.670	29.238	36.960	17.472	127.8	1:41:03.228	2 A	2:27.195 B	30.553	1:13.052	43.590	72.7	6:38.545
21 A	1:36.133 B	32.377	41.619	22.137	111.3	1:42:39.361	3 A	21:23.347	...	36.920	17.448	8.3	28:01.892
22 B	32:58.027	...	41.822	20.623	5.4	2:15:37.388	4 A	1:24.258	30.271	36.516	17.471	126.9	29:26.150
23 B	1:34.191	31.968	41.283	20.940	113.6	2:17:11.579	5 A	2:25.662 B	56.237	59.363	30.062	73.4	31:51.812
24 B	1:21.483	28.960	35.407	17.116	131.3	2:18:33.062	6 A	25:29.314	...	41.413	18.045	7.0	57:21.126
25 B	1:35.699	33.439	42.701	19.559	111.8	2:20:08.761	7 A	1:22.676	29.151	36.139	17.386	129.4	58:43.802
26 B	1:36.400 B	28.550	38.083	29.767	111.0	2:21:45.161	8 A	1:28.921	30.662	38.594	19.665	120.3	1:00:12.723
27 A	24:09.001	...	41.132	21.578	7.4	2:45:54.162	9 A	1:23.311	29.393	36.463	17.455	128.4	1:01:36.034
28 A	1:34.799	33.785	40.265	20.749	112.8	2:47:28.961	10 A	1:23.484	29.507	36.499	17.478	128.1	1:02:59.518
29 A	1:21.989	28.492	35.421	18.076	130.5	2:48:50.950	11 A	1:24.063	29.866	36.643	17.554	127.2	1:04:23.581
30 A	1:33.586	33.804	40.810	18.972	114.3	2:50:24.536	12 A	1:23.949	30.040	36.478	17.431	127.4	1:05:47.530
31 A	1:20.876	28.496	35.294	17.086	132.2	2:51:45.412	13 A	1:23.714	29.516	36.421	17.777	127.8	1:07:11.244
32 A	1:34.380 B	33.556	39.148	21.676	113.3	2:53:19.792	14 A	1:30.730 B	30.821	37.543	22.366	117.9	1:08:41.974
3	Pietro FITTIPALDI BRA Panasonic Jaguar Racing Jaguar I-Type II						15 A	09:26.875	...	39.090	18.379	2.6	2:18:08.849
1 B	4:07.073	2:57.918	46.415	22.740	43.3	4:07.073	16 A	1:32.014	29.556	38.557	23.901	116.2	2:19:40.863
							17 A	1:23.837	29.626	36.757	17.454	127.6	2:21:04.700
							18 A	1:35.373 B	33.992	38.767	22.614	112.1	2:22:40.073
							19 A	28:12.004	...	39.128	18.613	6.3	2:50:52.077
							20 A	1:25.428	29.762	36.957	18.709	125.2	2:52:17.505
							21 A	1:21.351	28.632	35.712	17.007	131.5	2:53:38.856
							22 A	1:24.979	30.693	36.701	17.585	125.9	2:55:03.835

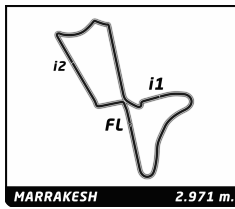


ABB FIA Formula E Championship Marrakesh Rookie Test Test session 2

Analysis

Official Timekeeper TAGHeuer

Lap	Time	Sector 1	Sector 2	Sector 3	Kph	Elapsed
23 A	1:23.869	29.674	36.575	17.620	127.5	2:56:27.704
24 A	1:23.683	29.484	36.578	17.621	127.8	2:57:51.387
25 A	1:23.567	29.590	36.511	17.466	128.0	2:59:14.954
26 A	1:23.522	29.673	36.396	17.453	128.1	3:00:38.476

5		Michael BENYAHIA		MAR		
		Venturi Formula E Team		Venturi VM200-FE-03		
1 A	4:04.001	2:58.938	46.241	18.822	43.8	4:04.001
2 A	1:43.861	33.477	45.838	24.546	103.0	5:47.862
3 A	1:34.043	35.800	40.131	18.112	113.7	7:21.905
4 A	1:26.817	30.466	38.153	18.198	123.2	8:48.722
5 A	1:26.247	30.397	37.406	18.444	124.0	10:14.969
6 A	1:26.850	31.010	37.401	18.439	123.2	11:41.819
7 A	1:25.912	30.301	37.143	18.468	124.5	13:07.731
8 A	1:26.268	30.164	37.346	18.758	124.0	14:33.999
9 A	1:29.178	31.852	38.610	18.716	119.9	16:03.177
10 A	1:27.540	31.152	38.083	18.305	122.2	17:30.717
11 A	1:26.561	30.198	38.020	18.343	123.6	18:57.278
12 A	1:25.564	30.031	37.513	18.020	125.0	20:22.842
13 A	1:26.672	30.065	38.318	18.289	123.4	21:49.514
14 A	1:25.356	30.347	36.983	18.026	125.3	23:14.870
15 A	1:24.143	29.790	36.738	17.615	127.1	24:39.013
16 A	1:23.975	29.892	36.548	17.535	127.4	26:02.988
17 A	1:24.356	29.524	37.244	17.588	126.8	27:27.344
18 A	1:32.801 B	31.326	38.332	23.143	115.3	29:00.145
19 A	1:12:15.569	...	52.294	20.434	2.5	1:41:15.714
20 A	1:28.661	29.377	37.562	21.722	120.6	1:42:44.375

6		Maximilian GÜNTHER		DEU		
		DRAGON		PENSKE EV-2		
1 B	3:46.937 B	2:35.868	45.216	25.853	47.1	3:46.937
2 B	7:14.766	6:07.929	43.671	23.166	24.6	11:01.703
3 B	1:23.745	29.428	36.621	17.696	127.7	12:25.448
4 B	1:27.069	28.947	37.789	20.333	122.8	13:52.517
5 B	1:26.869	30.503	37.951	18.415	123.1	15:19.386
6 B	1:23.106	29.118	36.464	17.524	128.7	16:42.492
7 B	1:29.755	30.772	40.626	18.357	119.2	18:12.247
8 B	1:22.579	28.968	36.218	17.393	129.5	19:34.826
9 B	1:30.214 B	30.720	37.612	21.882	118.6	21:05.040
10 A	11:33.883	...	40.272	19.295	15.4	32:38.923
11 A	1:22.555	28.942	36.055	17.558	129.6	34:01.478
12 A	1:30.449 B	29.636	38.338	22.475	118.3	35:31.927
13 A	21:19.978	...	41.690	18.860	8.4	56:51.905
14 A	1:22.167	28.914	35.964	17.289	130.2	58:14.072
15 A	1:21.826	28.866	35.762	17.198	130.7	59:35.898
16 A	1:32.755	29.795	42.046	20.914	115.3	1:01:08.653
17 A	1:28.692 B	29.031	37.612	22.049	120.6	1:02:37.345
18 B	30:09.918	...	43.244	19.956	5.9	1:32:47.263
19 B	1:22.262	29.086	35.932	17.244	130.0	1:34:09.525
20 B	1:26.343	30.440	38.149	17.754	123.9	1:35:35.868
21 B	1:26.611	30.505	37.409	18.697	123.5	1:37:02.479
22 B	1:21.813	28.451	36.030	17.332	130.7	1:38:24.292
23 B	1:41.560	31.123	46.619	23.818	105.3	1:40:05.852
24 B	1:20.825	28.546	35.304	16.975	132.3	1:41:26.677
25 B	1:30.137 B	30.267	37.519	22.351	118.7	1:42:56.814
26 A	32:31.326	...	38.905	18.971	5.5	2:15:28.140
27 A	1:30.152	30.163	37.868	22.121	118.6	2:16:58.292

200KW Personal Best Session Best B Crossing the finish line in pit lane

Lap	Time	Sector 1	Sector 2	Sector 3	Kph	Elapsed
28 A	1:30.759 B	29.213	38.426	23.120	117.8	2:18:29.051
29 A	26:17.030	...	40.227	20.534	6.8	2:44:46.081
30 A	1:32.139	31.980	38.582	21.577	116.1	2:46:18.220
31 A	1:35.279	30.846	42.710	21.723	112.3	2:47:53.499
32 A	1:20.657	28.333	35.244	17.080	132.6	2:49:14.156
33 A	1:30.331 B	30.797	37.688	21.846	118.4	2:50:44.487
34 A	5:18.721	4:19.179	41.379	18.163	33.6	2:56:03.208
35 A	1:22.185	29.065	35.763	17.357	130.1	2:57:25.393
36 A	1:22.806	29.245	36.023	17.538	129.2	2:58:48.199
37 A	1:28.999 B	29.218	36.578	23.203	120.2	3:00:17.198

7		Andrea CALDARELLI		ITA		
		DRAGON		PENSKE EV-2		
1 A	3:49.861 B	2:43.201	41.579	25.081	46.5	3:49.861
2 B	8:10.002	6:53.675	53.600	22.727	21.8	11:59.863
3 B	1:27.881	30.897	38.664	18.320	121.7	13:27.744
4 B	1:24.259	29.524	36.997	17.738	126.9	14:52.003
5 B	1:24.029	29.416	36.917	17.696	127.3	16:16.032
6 B	1:23.820	29.416	36.687	17.717	127.6	17:39.852
7 B	1:33.633	30.159	44.897	18.577	114.2	19:13.485
8 B	1:23.651	29.419	36.690	17.542	127.9	20:37.136
9 B	1:30.646	29.302	36.831	24.513	118.0	22:07.782
10 B	1:29.966 B	29.395	36.839	23.732	118.9	23:37.748
11 A	14:32.270	...	39.775	18.750	12.3	38:10.018
12 A	1:26.585	30.348	37.807	18.430	123.5	39:36.603
13 A	1:23.481	29.308	36.519	17.654	128.1	41:00.084
14 A	1:23.587	29.371	36.509	17.707	128.0	42:23.671
15 A	1:23.493	29.264	36.570	17.659	128.1	43:47.164
16 A	1:23.502	29.281	36.451	17.770	128.1	45:10.666
17 A	1:35.620	34.825	42.764	18.031	111.9	46:46.286
18 A	1:23.103	29.148	36.395	17.560	128.7	48:09.389
19 A	1:36.690 B	30.615	42.186	23.889	110.6	49:46.079
20 B	42:11.774	...	38.829	18.383	4.2	1:31:57.853
21 B	1:26.534	29.620	39.125	17.789	123.6	1:33:24.387
22 B	1:23.026	29.057	36.562	17.407	128.8	1:34:47.413
23 B	1:27.031	29.168	39.628	18.235	122.9	1:36:14.444
24 B	1:22.864	29.097	36.302	17.465	129.1	1:37:37.308
25 B	1:22.715	29.075	36.204	17.436	129.3	1:39:00.023
26 B	1:34.017	33.650	41.251	19.116	113.8	1:40:34.040
27 B	1:33.006 B	29.325	39.628	24.053	115.0	1:42:07.046
28 A	21:49.064 B	...	45.791	28.758	8.2	2:03:56.110
29 A	11:03.311	...	39.267	19.216	16.1	2:14:59.421
30 A	1:26.978	30.026	39.004	17.948	123.0	2:16:26.399
31 A	1:29.168	29.143	38.832	21.193	119.9	2:17:55.567
32 A	1:29.509 B	29.649	36.942	22.918	119.5	2:19:25.076
33 B	19:41.557	...	39.064	18.252	9.1	2:39:06.633
34 B	1:26.049	29.811	37.368	18.870	124.3	2:40:32.682
35 B	1:34.994 B	29.231	38.686	27.077	112.6	2:42:07.676
36 A	13:12.756	...	40.028	18.512	13.5	2:55:20.432
37 A	1:24.291	29.357	37.002	17.932	126.9	2:56:44.723
38 A	1:21.375	28.544	35.640	17.191	131.4	2:58:06.098
39 A	1:48.087	34.770	54.441	18.876	99.0	2:59:54.185
40 A	1:20.964	28.417	35.478	17.069	132.1	3:01:15.149

8		Mitsunori TAKABOSHI		JAP		
		Renault e.dams		Renault Z.E. 17		
1 A	5:53.088	4:43.412	48.976	20.700	30.3	5:53.088

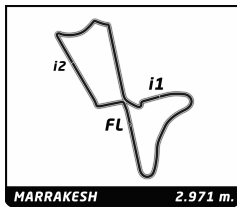


ABB FIA Formula E Championship
Marrakesh Rookie Test
Test session 2

Analysis

Official Timekeeper **TAGHeuer**

Lap	Time	Sector 1	Sector 2	Sector 3	Kph	Elapsed	Lap	Time	Sector 1	Sector 2	Sector 3	Kph	Elapsed
2	A 1:28.302	30.416	39.558	18.328	121.1	7:21.390	10	A 1:25.097	29.914	37.445	17.738	125.7	16:52.963
3	A 1:33.168	33.945	40.909	18.314	114.8	8:54.558	11	A 1:25.041	29.873	37.381	17.787	125.8	18:18.004
4	A 1:25.624	29.877	37.685	18.062	124.9	10:20.182	12	A 1:24.907	29.749	37.468	17.690	126.0	19:42.911
5	A 1:25.829	29.945	37.813	18.071	124.6	11:46.011	13	A 1:27.870 B	29.779	37.350	20.741	121.7	21:10.781
6	A 1:25.951	29.823	38.038	18.090	124.4	13:11.962	14	B 22:11.823	...	42.685	20.229	8.0	43:22.604
7	A 1:25.930	30.016	37.720	18.194	124.5	14:37.892	15	B 1:26.535	30.603	37.723	18.209	123.6	44:49.139
8	A 1:25.754	29.804	37.630	18.320	124.7	16:03.646	16	B 1:25.987	29.481	38.212	18.294	124.4	46:15.126
9	A 1:26.552	30.106	38.131	18.315	123.6	17:30.198	17	B 1:25.017	30.022	37.163	17.832	125.8	47:40.143
10	A 1:26.612	30.016	38.288	18.308	123.5	18:56.810	18	B 1:24.959	29.778	37.320	17.861	125.9	49:05.102
11	A 1:25.596	29.846	37.577	18.173	125.0	20:22.406	19	B 1:24.931	29.945	37.158	17.828	125.9	50:30.033
12	A 1:31.503 B	29.719	38.643	23.141	116.9	21:53.909	20	B 1:24.779	29.710	37.298	17.771	126.2	51:54.812
13	B 9:19.599 B	8:06.108	47.038	26.453	19.1	31:13.508	21	B 1:28.334	31.134	39.252	17.948	121.1	53:23.146
14	B 32:15.637	...	42.392	19.167	5.5	1:03:29.145	22	B 1:24.371	29.744	36.890	17.737	126.8	54:47.517
15	B 1:25.623	30.133	37.499	17.991	124.9	1:04:54.768	23	B 1:24.394	29.690	36.960	17.744	126.7	56:11.911
16	B 1:25.114	29.746	37.304	18.064	125.7	1:06:19.882	24	B 1:24.940	29.670	36.821	18.449	125.9	57:36.851
17	B 1:24.874	29.620	37.482	17.772	126.0	1:07:44.756	25	B 1:38.841 B	35.670	40.447	22.724	108.2	59:15.692
18	B 1:24.754	29.592	37.328	17.834	126.2	1:09:09.510	26	A 40:33.497	...	44.690	20.405	4.4	1:39:49.189
19	B 1:25.294	29.775	37.586	17.933	125.4	1:10:34.804	27	A 1:24.336	29.731	36.928	17.677	126.8	1:41:13.525
20	B 1:24.897	29.861	37.146	17.890	126.0	1:11:59.701	28	A 1:25.486	29.509	38.022	17.955	125.1	1:42:39.011
21	B 1:24.944	29.767	37.293	17.884	125.9	1:13:24.645	29	A 1:24.556	29.610	37.247	17.699	126.5	1:44:03.567
22	B 1:24.996	29.750	37.407	17.839	125.8	1:14:49.641	30	A 2:51.904 B	43.119	1:24.153	44.632	62.2	1:46:55.471
23	A 43:50.100	29.856	37.376	...	4.1	1:58:39.741	31	A 10:47.516	9:49.964	38.854	18.698	16.5	1:57:42.987
24	A 1:26.055	30.197	37.817	18.041	124.3	2:00:05.796	32	A 1:24.348	29.700	37.011	17.637	126.8	1:59:07.335
25	A 1:24.248	29.657	36.916	17.675	127.0	2:01:30.044	33	A 1:24.263	29.629	36.944	17.690	126.9	2:00:31.598
26	A 1:26.261	29.495	37.209	19.557	124.0	2:02:56.305	34	A 1:24.101	29.625	36.836	17.640	127.2	2:01:55.699
27	A 3:11.891 B	58.623	1:27.926	45.342	55.7	2:06:08.196	35	A 1:35.271 B	29.714	37.547	28.010	112.3	2:03:30.970
28	A 9:02.663	8:02.032	39.989	20.642	19.7	2:15:10.859	36	B 28:57.359	...	45.677	19.070	6.2	2:32:28.329
29	A 1:24.573	29.567	37.217	17.789	126.5	2:16:35.432	37	B 1:26.531	29.407	39.174	17.950	123.6	2:33:54.860
30	A 1:24.179	29.512	36.920	17.747	127.1	2:17:59.611	38	B 1:22.404	28.924	36.008	17.472	129.8	2:35:17.264
31	A 1:24.226	29.484	36.974	17.768	127.0	2:19:23.837	39	B 1:33.134	35.965	39.232	17.937	114.8	2:36:50.398
32	A 1:24.487	29.618	37.126	17.743	126.6	2:20:48.324	40	B 1:22.027	28.879	35.824	17.324	130.4	2:38:12.425
33	A 1:24.381	29.575	37.019	17.787	126.8	2:22:12.705	41	B 1:30.708 B	31.127	38.293	21.288	117.9	2:39:43.133
34	A 1:26.368	29.509	38.641	18.218	123.8	2:23:39.073	42	A 6:57.057	5:56.697	41.093	19.267	25.6	2:46:40.190
35	A 1:29.999 B	29.928	37.711	22.360	118.8	2:25:09.072	43	A 1:26.449	29.472	39.064	17.913	123.7	2:48:06.639
36	B 7:20.918	6:19.165	42.105	19.648	24.3	2:32:29.990	44	A 1:24.713	29.423	37.372	17.918	126.3	2:49:31.352
37	B 1:29.755	30.678	40.396	18.681	119.2	2:33:59.745	45	A 1:24.276	29.382	37.088	17.806	126.9	2:50:55.628
38	B 1:26.383	30.389	37.938	18.056	123.8	2:35:26.128	46	A 1:24.076	29.519	36.940	17.617	127.2	2:52:19.704
39	B 1:25.874	30.032	37.786	18.056	124.5	2:36:52.002	47	A 1:24.101	29.569	36.959	17.573	127.2	2:53:43.805
40	B 1:26.509	30.089	38.339	18.081	123.6	2:38:18.511	48	A 1:24.179	29.505	36.984	17.690	127.1	2:55:07.984
41	B 1:25.579	29.934	37.645	18.000	125.0	2:39:44.090	49	A 1:24.255	29.709	36.946	17.600	126.9	2:56:32.239
42	B 1:25.581	29.869	37.736	17.976	125.0	2:41:09.671	50	A 1:24.374	29.579	37.042	17.753	126.8	2:57:56.613
43	B 1:26.204	30.227	37.771	18.206	124.1	2:42:35.875	51	A 1:36.431 B	29.641	37.016	29.774	110.9	2:59:33.044
44	B 1:25.955	30.030	37.761	18.164	124.4	2:44:01.830							
45	B 1:26.005	29.953	37.857	18.195	124.4	2:45:27.835							
46	B 1:25.938	30.062	37.757	18.119	124.5	2:46:53.773							
47	B 1:30.634 B	30.307	37.773	22.554	118.0	2:48:24.407							

9	Alexander ALBON	THA				
	Renault e.dams	Renault Z.E. 17				
1	A 3:54.161	2:51.027	43.530	19.604	45.7	3:54.161
2	A 1:26.138	30.103	37.785	18.250	124.2	5:20.299
3	A 1:28.488	30.376	40.152	17.960	120.9	6:48.787
4	A 1:27.110	31.085	38.046	17.979	122.8	8:15.897
5	A 1:25.844	30.213	37.927	17.704	124.6	9:41.741
6	A 1:25.897	29.733	38.113	18.051	124.5	11:07.638
7	A 1:25.682	30.101	37.754	17.827	124.8	12:33.320
8	A 1:25.968	30.091	38.023	17.854	124.4	13:59.288
9	A 1:28.578	31.206	39.403	17.969	120.7	15:27.866

16	Alexandre IMPERATORI	CHE				
	NIO Formula E Team	NextEV NIO Sport 003				
1	A 3:15.159 B	2:02.538	46.817	25.804	54.8	3:15.159
2	B 9:46.982	8:47.529	40.211	19.242	18.2	13:02.141
3	B 1:24.918	29.457	37.640	17.821	126.0	14:27.059
4	B 1:26.833	29.398	37.955	19.480	123.2	15:53.892
5	B 1:24.911	29.546	37.409	17.956	126.0	17:18.803
6	B 1:24.489	29.464	37.150	17.875	126.6	18:43.292
7	B 1:24.686	29.490	37.283	17.913	126.3	20:07.978
8	B 1:25.228	30.108	37.115	18.005	125.5	21:33.206
9	B 1:33.502 B	29.542	37.352	26.608	114.4	23:06.708
10	A 35:31.840	...	42.212	19.373	5.0	58:38.548
11	A 1:24.058	29.419	36.934	17.705	127.2	1:00:02.606
12	A 1:23.838	29.283	36.861	17.694	127.6	1:01:26.444
13	A 1:23.816	29.263	36.809	17.744	127.6	1:02:50.260

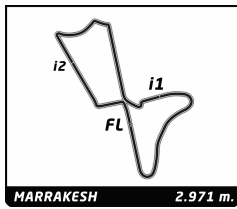


ABB FIA Formula E Championship Marrakesh Rookie Test Test session 2

Analysis

Official Timekeeper TAG Heuer

■ 200KW
 ■ Personal Best
 ■ Session Best
 ■ B Crossing the finish line in pit lane

Lap	Time	Sector 1	Sector 2	Sector 3	Kph	Elapsed	Lap	Time	Sector 1	Sector 2	Sector 3	Kph	Elapsed
14	A 1:34.330	B 29.560	37.086	27.684	113.4	1:04:24.590	19	A 19:05.720	...	43.975	29.904	9.3	19:05.720
15	A 28:27.310	...	39.709	19.409	6.3	1:32:51.900	2	A 1:25.798	30.325	37.820	17.653	124.7	20:31.518
16	A 1:23.666	29.259	36.750	17.657	127.8	1:34:15.566	3	A 1:22.797	29.120	36.141	17.536	129.2	21:54.315
17	A 1:23.341	29.177	36.602	17.562	128.3	1:35:38.907	4	A 1:36.289	32.450	43.928	19.911	111.1	23:30.604
18	A 1:32.314	B 29.289	36.861	26.164	115.9	1:37:11.221	5	A 1:22.258	28.967	35.901	17.390	130.0	24:52.862
19	B 47:18.322	...	42.193	19.135	3.8	2:24:29.543	6	A 1:34.822	32.314	42.427	20.081	112.8	26:27.684
20	B 1:23.832	29.343	36.745	17.744	127.6	2:25:53.375	7	A 1:29.989	B 29.050	35.940	24.999	118.9	27:57.673
21	B 1:23.117	29.175	36.480	17.462	128.7	2:27:16.492	8	B 41:09.665	...	43.723	19.526	4.3	1:09:07.338
22	B 1:23.743	29.474	36.684	17.585	127.7	2:28:40.235	9	B 1:23.925	29.758	36.364	17.803	127.4	1:10:31.263
23	B 1:23.613	29.233	36.742	17.638	127.9	2:30:03.848	10	B 1:23.835	29.596	36.381	17.858	127.6	1:11:55.098
24	B 1:23.650	29.298	36.771	17.581	127.9	2:31:27.498	11	B 1:23.424	29.460	36.289	17.675	128.2	1:13:18.522
25	B 1:24.620	30.014	36.943	17.663	126.4	2:32:52.118	12	B 1:23.454	29.418	36.430	17.606	128.2	1:14:41.976
26	B 1:33.972	B 29.438	36.786	27.748	113.8	2:34:26.090	13	B 1:23.711	29.482	36.483	17.746	127.8	1:16:05.687
27	A 16:08.619	...	40.805	22.965	11.0	2:50:34.709	14	B 1:23.979	29.455	36.588	17.936	127.4	1:17:29.666
28	A 1:23.328	29.114	36.672	17.542	128.4	2:51:58.037	15	B 1:31.586	B 29.593	36.517	25.476	116.8	1:19:01.252
29	A 1:22.500	29.009	36.121	17.370	129.6	2:53:20.537	16	A 40:02.900	...	41.270	19.139	4.5	1:59:04.152
30	A 1:23.125	29.149	36.521	17.455	128.7	2:54:43.662	17	A 1:24.475	29.817	36.728	17.930	126.6	2:00:28.627
31	A 1:23.739	29.252	36.907	17.580	127.7	2:56:07.401	18	A 1:23.895	29.518	36.452	17.925	127.5	2:01:52.522
32	A 1:23.654	29.349	36.736	17.569	127.9	2:57:31.055	19	A 1:31.022	B 30.085	36.425	24.512	117.5	2:03:23.544
33	A 1:23.650	29.217	36.815	17.618	127.9	2:58:54.705	20	B 15:17.278	...	46.296	26.941	11.7	2:18:40.822
34	A 1:24.126	29.357	37.072	17.697	127.1	3:00:18.831	21	B 1:23.311	28.978	36.577	17.756	128.4	2:20:04.133

Lap	Time	Sector 1	Sector 2	Sector 3	Kph	Elapsed
1	B 16:12.866	...	39.678	18.361	11.0	16:12.866
2	B 1:23.393	29.296	36.453	17.644	128.3	17:36.259
3	B 1:33.382	34.014	39.194	20.174	114.5	19:09.641
4	B 1:22.471	29.055	36.010	17.406	129.7	20:32.112
5	B 1:31.336	B 31.762	36.940	22.634	117.1	22:03.448
6	B 12:22.348	...	39.242	20.012	14.4	34:25.796
7	B 1:22.974	28.983	36.629	17.362	128.9	35:48.770
8	B 1:30.750	34.542	38.479	17.729	117.9	37:19.520
9	B 1:22.509	28.998	36.127	17.384	129.6	38:42.029
10	B 1:29.597	B 29.837	37.109	22.651	119.4	40:11.626
11	A 56:59.905	...	40.122	18.508	3.1	1:37:11.531
12	A 1:22.220	28.834	36.013	17.373	130.1	1:38:33.751
13	A 1:50.480	41.562	49.264	19.654	96.8	1:40:24.231
14	A 1:45.144	39.377	46.331	19.436	101.7	1:42:09.375
15	A 1:23.838	28.841	37.468	17.529	127.6	1:43:33.213
16	A 2:45.769	B 33.887	1:27.785	44.097	64.5	1:46:18.982
17	A 28:48.664	...	38.917	19.689	6.2	2:15:07.646
18	A 1:23.156	29.230	36.396	17.530	128.6	2:16:30.802
19	A 1:22.334	28.953	36.054	17.327	129.9	2:17:53.136
20	A 1:28.385	B 29.274	36.125	22.986	121.0	2:19:21.521
21	B 13:04.406	...	39.391	19.772	13.6	2:32:25.927
22	B 1:45.611	32.282	48.837	24.492	101.3	2:34:11.538
23	B 1:20.794	28.413	35.387	16.994	132.4	2:35:32.332
24	B 1:52.673	40.727	50.830	21.116	94.9	2:37:25.005
25	B 1:20.894	28.309	35.253	17.332	132.2	2:38:45.899
26	B 1:40.268	B 36.642	39.538	24.088	106.7	2:40:26.167
27	B 5:07.231	4:11.895	37.604	17.732	34.8	2:45:33.398
28	B 1:21.927	28.867	35.724	17.336	130.6	2:46:55.325
29	B 1:31.730	B 29.966	38.761	23.003	116.6	2:48:27.055
30	B 4:52.283	3:55.548	37.496	19.239	36.6	2:53:19.338
31	B 1:22.169	29.026	35.811	17.332	130.2	2:54:41.507
32	B 1:22.110	28.805	35.837	17.468	130.3	2:56:03.617
33	B 1:34.977	B 33.585	38.467	22.925	112.6	2:57:38.594

Lap	Time	Sector 1	Sector 2	Sector 3	Kph	Elapsed
1	A 19:05.720	...	43.975	29.904	9.3	19:05.720
2	A 1:25.798	30.325	37.820	17.653	124.7	20:31.518
3	A 1:22.797	29.120	36.141	17.536	129.2	21:54.315
4	A 1:36.289	32.450	43.928	19.911	111.1	23:30.604
5	A 1:22.258	28.967	35.901	17.390	130.0	24:52.862
6	A 1:34.822	32.314	42.427	20.081	112.8	26:27.684
7	A 1:29.989	B 29.050	35.940	24.999	118.9	27:57.673
8	B 41:09.665	...	43.723	19.526	4.3	1:09:07.338
9	B 1:23.925	29.758	36.364	17.803	127.4	1:10:31.263
10	B 1:23.835	29.596	36.381	17.858	127.6	1:11:55.098
11	B 1:23.424	29.460	36.289	17.675	128.2	1:13:18.522
12	B 1:23.454	29.418	36.430	17.606	128.2	1:14:41.976
13	B 1:23.711	29.482	36.483	17.746	127.8	1:16:05.687
14	B 1:23.979	29.455	36.588	17.936	127.4	1:17:29.666
15	B 1:31.586	B 29.593	36.517	25.476	116.8	1:19:01.252
16	A 40:02.900	...	41.270	19.139	4.5	1:59:04.152
17	A 1:24.475	29.817	36.728	17.930	126.6	2:00:28.627
18	A 1:23.895	29.518	36.452	17.925	127.5	2:01:52.522
19	A 1:31.022	B 30.085	36.425	24.512	117.5	2:03:23.544
20	B 15:17.278	...	46.296	26.941	11.7	2:18:40.822
21	B 1:23.311	28.978	36.577	17.756	128.4	2:20:04.133
22	B 1:40.086	28.404	35.535	36.147	106.9	2:21:44.219
23	B 1:42.030	36.036	47.046	18.948	104.8	2:23:26.249
24	B 1:35.880	B 28.480	38.151	29.249	111.6	2:25:02.129
25	A 18:14.623	...	47.465	22.632	9.8	2:43:16.752
26	A 1:38.652	33.973	42.056	22.623	108.4	2:44:55.404
27	A 1:21.290	28.411	35.339	17.540	131.6	2:46:16.694
28	A 1:58.478	37.197	51.606	29.675	90.3	2:48:15.172
29	A 1:20.874	28.387	35.235	17.252	132.3	2:49:36.046
30	A 1:30.838	B 31.678	37.580	21.580	117.7	2:51:06.884

Lap	Time	Sector 1	Sector 2	Sector 3	Kph	Elapsed
1	A 3:06.708	2:05.223	41.706	19.779	57.3	3:06.708
2	A 1:27.165	30.719	38.076	18.370	122.7	4:33.873
3	A 1:26.259	29.881	38.074	18.304	124.0	6:00.132
4	A 1:26.747	30.035	38.281	18.431	123.3	7:26.879
5	A 1:25.500	30.003	37.370	18.127	125.1	8:52.379
6	A 1:25.740	30.038	37.607	18.095	124.7	10:18.119
7	A 1:26.268	29.825	38.331	18.112	124.0	11:44.387
8	A 1:25.251	29.657	37.490	18.104	125.5	13:09.638
9	A 1:25.018	29.701	37.332	17.985	125.8	14:34.656
10	A 1:33.270	B 30.471	38.901	23.898	114.7	16:07.926
11	B 12:33.637	...	38.654	18.489	14.2	28:41.563
12	B 1:25.051	29.747	37.275	18.029	125.8	30:06.614
13	B 1:24.732	29.631	37.038	18.063	126.2	31:31.346
14	B 1:24.855	29.644	37.011	18.200	126.0	32:56.201
15	B 1:24.888	29.637	37.026	18.225	126.0	34:21.089
16	B 1:24.808	29.632	37.181	17.995	126.1	35:45.897
17	B 1:24.496	29.592	36.843	18.061	126.6	37:10.393
18	B 1:24.576	29.593	37.032	17.951	126.5	38:34.969
19	B 1:28.460	29.730	40.579	18.151	120.9	40:03.429
20	B 1:24.311	29.453	36.884	17.974	126.9	41:27.740
21	B 1:37.856	B 32.521	42.515	22.820	109.3	43:05.596

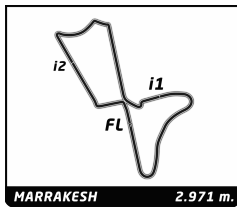


ABB FIA Formula E Championship
Marrakesh Rookie Test
Test session 2

Analysis

Official Timekeeper **TAGHeuer**

Lap	Time	Sector 1	Sector 2	Sector 3	Kph	Elapsed	Lap	Time	Sector 1	Sector 2	Sector 3	Kph	Elapsed
22	A 23:49.182	...	40.853	19.620	7.5	1:06:54.778	37	A 1:23.116	29.217	36.364	17.535	128.7	2:58:15.668
23	A 1:32.311	31.991	41.708	18.612	115.9	1:08:27.089	38	A 1:23.324	29.315	36.488	17.521	128.4	2:59:38.992
24	A 1:22.592	29.192	36.044	17.356	129.5	1:09:49.681	39	A 1:23.152	29.306	36.430	17.416	128.6	3:01:02.144
25	A 1:36.500 B	31.388	41.313	23.799	110.8	1:11:26.181	25 Frédéric MAKOWIECKI FRA Renault Z.E. 17 TECHEETAH						
26	A 21:11.771	...	39.211	21.090	8.4	1:32:37.952	1	A 2:57.795	2:01.606	38.222	17.967	60.2	2:57.795
27	A 1:22.370	29.211	35.897	17.262	129.8	1:34:00.322	2	A 1:24.435	29.398	37.025	18.012	126.7	4:22.230
28	A 1:39.865 B	30.713	44.386	24.766	107.1	1:35:40.187	3	A 1:36.944	32.746	44.566	19.632	110.3	5:59.174
29	B 40:04.126	...	43.251	20.129	4.4	2:15:44.313	4	A 1:36.757 B	29.238	42.917	24.602	110.5	7:35.931
30	B 1:34.827	33.856	41.518	19.453	112.8	2:17:19.140	5	A 4:32.525	3:02.964	1:02.581	26.980	39.2	12:08.456
31	B 1:29.837	28.714	41.656	19.467	119.1	2:18:48.977	6	A 1:22.593	29.075	36.101	17.417	129.5	13:31.049
32	B 1:34.872	32.628	42.727	19.517	112.7	2:20:23.849	7	A 2:32.135 B	34.157	1:21.175	36.803	70.3	16:03.184
33	B 1:21.037	28.359	35.552	17.126	132.0	2:21:44.886	8	B 14:27.308	...	38.534	18.268	12.3	30:30.492
34	B 1:39.314 B	34.934	41.261	23.119	107.7	2:23:24.200	9	B 1:23.377	29.282	36.675	17.420	128.3	31:53.869
35	A 20:34.145	...	40.965	20.574	8.7	2:43:58.345	10	B 1:22.897	29.119	36.235	17.543	129.0	33:16.766
36	A 1:45.342	33.733	45.735	25.874	101.5	2:45:43.687	11	B 1:29.988 B	29.266	36.917	23.805	118.9	34:46.754
37	A 1:51.318	28.350	1:03.252	19.716	96.1	2:47:35.005	12	B 8:49.759	7:54.522	37.447	17.790	20.2	43:36.513
38	A 1:35.345	33.500	42.550	19.295	112.2	2:49:10.350	13	B 1:23.121	29.273	36.280	17.568	128.7	44:59.634
39	A 1:20.774	28.378	35.429	16.967	132.4	2:50:31.124	14	B 1:22.990	29.282	36.218	17.490	128.9	46:22.624
40	A 1:39.698 B	31.443	39.952	28.303	107.3	2:52:10.822	15	B 1:38.913 B	30.802	38.171	29.940	108.1	48:01.537
23 Sam DEJONGHE BEL Mahindra Racing Mahindra M4Electro							16	B 44:30.463	...	37.679	22.518	4.0	1:32:32.000
1	A 7:20.347	6:22.048	40.160	18.139	24.3	7:20.347	17	B 1:22.844	29.041	36.148	17.655	129.1	1:33:54.844
2	A 1:24.474	29.787	37.062	17.625	126.6	8:44.821	18	B 1:26.623	29.490	39.086	18.047	123.5	1:35:21.467
3	A 1:23.396	29.331	36.547	17.518	128.3	10:08.217	19	B 1:28.568 B	29.124	36.484	22.960	120.8	1:36:50.035
4	A 1:34.697 B	29.874	40.943	23.880	112.9	11:42.914	20	B 20:59.054	...	38.536	21.278	8.5	1:57:49.089
5	A 15:14.756	...	42.100	18.387	11.7	26:57.670	21	B 1:29.697	28.983	36.645	24.069	119.2	1:59:18.786
6	A 1:26.558	30.499	38.229	17.830	123.6	28:24.228	22	B 1:22.701	29.010	36.198	17.493	129.3	2:00:41.487
7	A 1:25.563	30.034	37.767	17.762	125.0	29:49.791	23	B 1:29.129 B	29.261	36.954	22.914	120.0	2:02:10.616
8	A 1:26.370	30.692	37.759	17.919	123.8	31:16.161	24	A 13:25.080	...	39.925	31.122	13.3	2:15:35.696
9	A 1:26.006	30.179	38.070	17.757	124.4	32:42.167	25	A 1:57.270 B	29.085	1:04.714	23.471	91.2	2:17:32.966
10	A 1:25.976	29.973	38.172	17.831	124.4	34:08.143	26	A 9:34.391 B	8:33.828	38.185	22.378	18.6	2:27:07.357
11	A 1:25.464	29.971	37.704	17.789	125.1	35:33.607	27	B 10:49.792	9:54.440	37.471	17.881	16.5	2:37:57.149
12	A 1:25.644	30.036	37.920	17.688	124.9	36:59.251	28	B 1:22.219	28.890	35.935	17.394	130.1	2:39:19.368
13	A 1:30.863 B	30.281	38.352	22.230	117.7	38:30.114	29	B 1:23.734	30.039	36.186	17.509	127.7	2:40:43.102
14	B 34:02.865	...	39.736	20.604	5.2	1:12:32.979	30	B 1:32.369 B	29.536	38.820	24.013	115.8	2:42:15.471
15	B 1:27.160	32.293	37.478	17.389	122.7	1:14:00.139	31	B 11:18.194	...	37.172	17.697	15.8	2:53:33.665
16	B 1:21.884	28.848	35.861	17.175	130.6	1:15:22.023	32	B 1:27.684 B	29.425	36.582	21.677	122.0	2:55:01.349
17	B 1:46.996	36.217	45.179	25.600	100.0	1:17:09.019	33	A 3:12.259	2:17.074	37.339	17.846	55.6	2:58:13.608
18	B 1:31.694 B	28.707	38.862	24.125	116.6	1:18:40.713	34	A 1:31.581 B	30.178	36.700	24.703	116.8	2:59:45.189
19	A 58:09.032	...	48.087	22.599	3.1	2:16:49.745	27 Bruno SPENGLER CAN Andretti Formula E Andretti ATEC-03						
20	A 1:30.596	31.663	41.122	17.811	118.1	2:18:20.341	1	A 3:39.844	2:41.493	39.728	18.623	48.7	3:39.844
21	A 1:21.990	28.575	36.381	17.034	130.5	2:19:42.331	2	A 1:26.491	30.361	37.751	18.379	123.7	5:06.335
22	A 1:45.497	37.849	46.169	21.479	101.4	2:21:27.828	3	A 1:27.112	31.120	37.753	18.239	122.8	6:33.447
23	A 1:21.933	28.668	35.881	17.384	130.5	2:22:49.761	4	A 1:26.895	30.421	37.941	18.533	123.1	8:00.342
24	A 1:39.676 B	33.498	40.980	25.198	107.3	2:24:29.437	5	A 1:26.305	30.459	37.527	18.319	123.9	9:26.647
25	B 11:15.301	...	39.462	18.430	15.8	2:35:44.738	6	A 1:26.292	30.370	37.608	18.314	123.9	10:52.939
26	B 1:28.396	30.942	38.842	18.612	121.0	2:37:13.134	7	A 1:26.449	30.376	37.749	18.324	123.7	12:19.388
27	B 1:26.408	30.243	38.058	18.107	123.8	2:38:39.542	8	A 1:26.101	30.385	37.384	18.332	124.2	13:45.489
28	B 1:25.956	30.057	37.875	18.024	124.4	2:40:05.498	9	A 1:27.096	30.454	38.499	18.143	122.8	15:12.585
29	B 1:26.019	29.863	38.038	18.118	124.3	2:41:31.517	10	A 1:25.819	30.475	37.257	18.087	124.6	16:38.404
30	B 1:26.195	30.048	38.043	18.104	124.1	2:42:57.712	11	A 1:25.095	29.989	37.121	17.985	125.7	18:03.499
31	B 1:27.960	30.704	38.480	18.776	121.6	2:44:25.672	12	A 1:30.198 B	30.129	37.362	22.707	118.6	19:33.697
32	B 1:29.955	30.784	40.224	18.947	118.9	2:45:55.627	13	B 25:39.983	...	37.504	17.946	6.9	45:13.680
33	B 1:27.782	30.993	38.533	18.256	121.8	2:47:23.409	14	B 1:25.376	30.190	37.149	18.037	125.3	46:39.056
34	B 1:31.611 B	30.439	38.067	23.105	116.8	2:48:55.020							
35	A 6:32.995	5:36.979	37.579	18.437	27.2	2:55:28.015							
36	A 1:24.537	29.725	37.103	17.709	126.5	2:56:52.552							

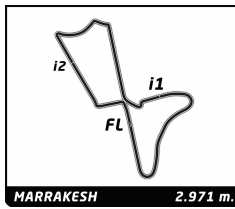


ABB FIA Formula E Championship Marrakesh Rookie Test Test session 2

Analysis

Official Timekeeper TAG Heuer

Lap	Time	Sector 1	Sector 2	Sector 3	Kph	Elapsed	Lap	Time	Sector 1	Sector 2	Sector 3	Kph	Elapsed
15	B 1:26.931	30.000	37.862	19.069	123.0	48:05.987	5	A 38:13.322	...	48.427	18.837	4.7	46:18.066
16	B 1:25.299	30.056	37.183	18.060	125.4	49:31.286	6	A 1:49.100	29.838	59.502	19.760	98.0	48:07.166
17	B 1:25.266	30.129	37.113	18.024	125.4	50:56.552	7	A 1:27.651	29.567	37.303	20.781	122.0	49:34.817
18	B 1:24.928	30.046	37.067	17.815	125.9	52:21.480	8	A 1:29.550	29.826	41.652	18.072	119.4	51:04.367
19	B 1:24.959	30.154	36.978	17.827	125.9	53:46.439	9	A 1:25.150	29.779	37.465	17.906	125.6	52:29.517
20	B 1:24.473	29.858	36.760	17.855	126.6	55:10.912	10	A 1:24.240	29.709	36.825	17.706	127.0	53:53.757
21	B 1:25.168	30.090	37.248	17.830	125.6	56:36.080	11	A 1:24.634	29.849	36.923	17.862	126.4	55:18.391
22	B 1:24.203	29.910	36.585	17.708	127.0	58:00.283	12	A 1:24.378	29.719	36.828	17.831	126.8	56:42.769
23	B 1:24.127	29.828	36.599	17.700	127.1	59:24.410	13	A 1:25.103	29.727	37.570	17.806	125.7	58:07.872
24	B 1:29.355 B	29.900	36.970	22.485	119.7	1:00:53.765	14	A 1:24.877	29.655	37.375	17.847	126.0	59:32.749
25	B:46:49.378	...	53.707	23.469	1.7	2:47:43.143	15	A 1:29.826 B	29.872	37.329	22.625	119.1	1:01:02.575
26	B 1:52.309	40.248	52.390	19.671	95.2	2:49:35.452	16	B 35:20.209	...	47.384	21.331	5.0	1:36:22.784
27	B 2:33.977 B	28.873	49.701	1:15.403	69.5	2:52:09.429	17	B 1:33.301	34.359	39.477	19.465	114.6	1:37:56.085
28 Colton HERTA USA Andretti Formula E Andretti ATEC-03							18 B 1:22.528 29.173 36.052 17.303 129.6 1:39:18.613 19 B 1:30.443 33.056 37.580 19.807 118.3 1:40:49.056 20 B 1:22.123 28.977 35.828 17.318 130.2 1:42:11.179 21 B 1:28.962 B 29.599 36.060 23.303 120.2 1:43:40.141 22 A 31:49.617 ... 44.181 22.294 5.6 2:15:29.758 23 A 1:35.228 31.520 43.989 19.719 112.3 2:17:04.986 24 A 1:21.346 28.689 35.539 17.118 131.5 2:18:26.332 25 A 1:48.013 36.665 47.687 23.661 99.0 2:20:14.345 26 A 1:25.603 28.783 35.540 21.280 124.9 2:21:39.948 27 A 1:29.322 B 30.063 36.192 23.067 119.7 2:23:09.270 28 B 22:18.269 ... 46.238 20.777 8.0 2:45:27.539 29 B 1:42.260 34.745 45.919 21.596 104.6 2:47:09.799 30 B 1:22.626 28.607 36.031 17.988 129.4 2:48:32.425 31 B 1:38.180 32.786 42.437 22.957 108.9 2:50:10.605 32 B 1:20.971 28.474 35.101 17.396 132.1 2:51:31.576 33 B 1:40.024 B 34.878 40.330 24.816 106.9 2:53:11.600						
1 A 2:39.331 1:41.479 39.028 18.824 67.1 2:39.331 2 A 1:37.689 30.414 48.317 18.958 109.5 4:17.020 3 A 1:26.290 29.875 37.947 18.468 123.9 5:43.310 4 A 1:26.679 30.187 38.055 18.437 123.4 7:09.989 5 A 1:26.404 30.401 37.544 18.459 123.8 8:36.393 6 A 1:25.885 30.116 37.535 18.234 124.5 10:02.278 7 A 1:27.196 30.167 37.500 19.529 122.7 11:29.474 8 A 1:25.826 30.278 37.529 18.019 124.6 12:55.300 9 A 1:25.063 29.847 37.270 17.946 125.7 14:20.363 10 A 1:25.563 30.045 37.562 17.956 125.0 15:45.926 11 A 1:25.612 30.149 37.419 18.044 124.9 17:11.538 12 A 1:26.372 30.261 37.720 18.391 123.8 18:37.910 13 A 1:29.210 B 30.018 37.481 21.711 119.9 20:07.120 14 B 22:59.868 ... 37.934 18.252 7.8 43:06.988 15 B 1:25.602 30.226 37.223 18.153 124.9 44:32.590 16 B 1:25.739 29.974 37.325 18.440 124.7 45:58.329 17 B 1:25.701 30.221 37.334 18.146 124.8 47:24.030 18 B 1:26.674 30.372 37.873 18.429 123.4 48:50.704 19 B 1:26.412 30.536 37.459 18.417 123.8 50:17.116 20 B 1:26.081 30.219 37.398 18.464 124.3 51:43.197 21 B 1:26.024 30.295 37.524 18.205 124.3 53:09.221 22 B 1:25.454 30.044 37.149 18.261 125.2 54:34.675 23 B 1:24.663 29.957 36.771 17.935 126.3 55:59.338 24 B 1:24.886 29.910 37.018 17.958 126.0 57:24.224 25 B 1:25.230 30.028 37.218 17.984 125.5 58:49.454 26 B 1:30.046 B 30.276 37.680 22.090 118.8 1:00:19.500 27 A 16:02.725 ... 46.218 20.565 11.1 1:16:22.225 28 A 1:38.603 34.418 44.592 19.593 108.5 1:18:00.828 29 A 1:53.227 B 29.183 46.845 37.199 94.5 1:19:54.055 30 A 12:12.502 ... 42.300 19.086 14.6 1:32:06.557 31 A 1:22.673 29.171 36.088 17.414 129.4 1:33:29.230 32 A 1:22.997 29.382 36.193 17.422 128.9 1:34:52.227 33 A 1:27.473 B 29.211 36.834 21.428 122.3 1:36:19.700 34 B 26:02.528 B ... 44.849 26.371 6.8 2:02:22.228													
36 Joel ERIKSSON SWE DS Virgin Racing DS Virgin DSV-03							1 B 3:35.648 2:32.190 42.814 20.644 49.6 3:35.648 2 B 1:24.253 29.829 37.066 17.358 126.9 4:59.901 3 B 1:22.785 28.837 35.960 17.988 129.2 6:22.686 4 B 1:46.290 37.431 48.852 20.007 100.6 8:08.976 5 B 1:21.976 29.131 35.747 17.098 130.5 9:30.952 6 B 1:34.447 35.028 41.250 18.169 113.2 11:05.399 7 B 1:21.850 28.863 35.629 17.358 130.7 12:27.249 8 B 1:33.783 B 31.926 39.671 22.186 114.0 14:01.032 9 A 7:59.571 7:04.190 37.545 17.836 22.3 22:00.603 10 A 1:25.142 29.942 37.338 17.862 125.6 23:25.745 11 A 1:23.480 29.495 36.304 17.681 128.1 24:49.225 12 A 1:23.974 29.935 36.420 17.619 127.4 26:13.199 13 A 1:23.182 29.335 36.319 17.528 128.6 27:36.381 14 A 1:24.173 29.565 36.478 18.130 127.1 29:00.554 15 A 1:23.353 29.531 36.438 17.384 128.3 30:23.907 16 A 1:23.890 29.283 36.688 17.919 127.5 31:47.797 17 A 1:23.071 29.348 36.260 17.463 128.8 33:10.868 18 A 1:23.089 29.392 36.239 17.458 128.7 34:33.957 19 A 1:23.269 29.391 36.360 17.518 128.4 35:57.226 20 A 1:23.297 29.495 36.195 17.607 128.4 37:20.523 21 A 1:24.085 29.981 36.530 17.574 127.2 38:44.608 22 A 1:23.981 29.644 36.573 17.764 127.4 40:08.589 23 A 1:24.419 29.790 36.627 18.002 126.7 41:33.008 24 A 1:25.579 30.091 37.177 18.311 125.0 42:58.587 25 A 1:27.874 30.744 38.305 18.825 121.7 44:26.461 26 A 1:39.651 B 31.187 39.926 28.538 107.3 46:06.112						

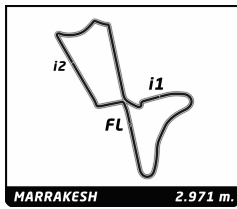


ABB FIA Formula E Championship

Marrakesh Rookie Test

Test session 2

Analysis

Official Timekeeper TAGHeuer

Lap	Time	Sector 1	Sector 2	Sector 3	Kph	Elapsed	Lap	Time	Sector 1	Sector 2	Sector 3	Kph	Elapsed
27	B 12:36.108	...	40.062	19.437	14.1	58:42.220	30	B 1:31.323 B	29.429	36.943	24.951	117.1	1:44:31.531
28	B 1:26.689	29.422	37.016	20.251	123.4	1:00:08.909	31	A 18:14.772	...	38.451	18.451	9.8	2:02:46.303
29	B 1:20.905	28.716	35.019	17.170	132.2	1:01:29.814	32	A 2:59.632 B	47.421	1:27.827	44.384	59.5	2:05:45.935
30	B 1:38.069	33.700	44.055	20.314	109.1	1:03:07.883	33	A 14:43.794	...	44.468	18.374	12.1	2:20:29.729
31	B 1:21.246	28.756	35.450	17.040	131.6	1:04:29.129	34	A 1:25.321	30.344	36.964	18.013	125.4	2:21:55.050
32	B 1:36.467	35.448	42.191	18.828	110.9	1:06:05.596	35	A 1:24.219	29.622	36.805	17.792	127.0	2:23:19.269
33	B 1:36.849 B	28.777	44.043	24.029	110.4	1:07:42.445	36	A 1:24.253	29.470	37.001	17.782	126.9	2:24:43.522
34	B 30:39.232	...	40.210	19.393	5.8	1:38:21.677	37	A 1:24.240	29.600	36.949	17.691	127.0	2:26:07.762
35	B 1:23.899	29.544	36.863	17.492	127.5	1:39:45.576	38	A 1:24.034	29.562	36.797	17.675	127.3	2:27:31.796
36	B 1:24.542	28.659	38.511	17.372	126.5	1:41:10.118	39	A 1:23.899	29.537	36.684	17.678	127.5	2:28:55.695
37	B 1:41.076	33.555	45.471	22.050	105.8	1:42:51.194	40	A 1:42.289 B	30.299	44.377	27.613	104.6	2:30:37.984
38	B 1:20.834	28.526	35.304	17.004	132.3	1:44:12.028	41	B 12:22.014	...	42.220	18.656	14.4	2:42:59.998
39	B 2:47.350 B	39.586	1:20.508	47.256	63.9	1:46:59.378	42	B 1:26.171	29.881	37.553	18.737	124.1	2:44:26.169
40	A 45:32.844	...	40.986	18.073	3.9	2:32:32.222	43	B 1:27.095	30.503	38.536	18.056	122.8	2:45:53.264
41	A 1:24.520	29.734	36.831	17.955	126.5	2:33:56.742	44	B 1:24.755	30.001	37.013	17.741	126.2	2:47:18.019
42	A 1:23.988	29.719	36.513	17.756	127.3	2:35:20.730	45	B 1:23.791	29.463	36.711	17.617	127.6	2:48:41.810
43	A 1:24.279	29.723	36.738	17.818	126.9	2:36:45.009	46	B 1:32.222	29.461	36.580	26.181	116.0	2:50:14.032
44	A 1:23.244	29.532	36.225	17.487	128.5	2:38:08.253	47	B 1:24.371	29.729	36.632	18.010	126.8	2:51:38.403
45	A 1:23.117	29.469	36.130	17.518	128.7	2:39:31.370	48	B 1:25.298	29.481	37.429	18.388	125.4	2:53:03.701
46	A 1:27.734 B	29.932	36.929	20.873	121.9	2:40:59.104	49	B 1:24.955	29.642	37.315	17.998	125.9	2:54:28.656
47	B 8:56.438	7:55.487	41.358	19.593	19.9	2:49:55.542	50	B 1:24.925	29.744	37.189	17.992	125.9	2:55:53.581
48	B 1:25.715	28.455	37.986	17.274	124.8	2:51:21.257	51	B 1:25.106	29.835	37.199	18.072	125.7	2:57:18.687
49	B 1:19.651	28.013	34.699	16.939	134.3	2:52:40.908	52	B 1:26.004	30.242	37.484	18.278	124.4	2:58:44.691
50	B 1:38.613	35.193	45.646	17.774	108.5	2:54:19.521	53	B 1:26.174	30.531	37.491	18.152	124.1	3:00:10.865
51	B 1:23.229	28.682	37.710	16.837	128.5	2:55:42.750							
52	B 1:31.319 B	30.909	37.329	23.081	117.1	2:57:14.069							

68 Harry TINCKNELL		GBR					
NIO Formula E Team		NextEV NIO Sport 003					
1	B 2:50.307	1:38.945	52.026	19.336	62.8	2:50.307	
2	B 1:29.421	30.709	39.499	19.213	119.6	4:19.728	
3	B 1:26.956	30.171	38.059	18.726	123.0	5:46.684	
4	B 1:26.721	29.964	38.553	18.204	123.3	7:13.405	
5	B 1:25.388	30.074	37.295	18.019	125.3	8:38.793	
6	B 1:24.710	29.697	37.138	17.875	126.3	10:03.503	
7	B 1:24.666	29.781	37.148	17.737	126.3	11:28.169	
8	B 1:24.862	29.641	37.217	18.004	126.0	12:53.031	
9	B 1:24.726	29.737	37.104	17.885	126.2	14:17.757	
10	B 1:24.893	29.985	37.036	17.872	126.0	15:42.650	
11	B 1:43.567 B	34.147	43.044	26.376	103.3	17:26.217	
12	A 26:41.327	...	40.482	18.747	6.7	44:07.544	
13	A 1:25.683	30.106	37.566	18.011	124.8	45:33.227	
14	A 1:25.549	29.814	37.731	18.004	125.0	46:58.776	
15	A 1:24.864	29.664	37.104	18.096	126.0	48:23.640	
16	A 1:24.961	29.940	37.124	17.897	125.9	49:48.601	
17	A 1:24.703	29.707	37.147	17.849	126.3	51:13.304	
18	A 1:24.310	29.639	36.881	17.790	126.9	52:37.614	
19	A 1:27.555	29.754	39.831	17.970	122.2	54:05.169	
20	A 1:25.287	29.887	37.412	17.988	125.4	55:30.456	
21	A 1:24.664	29.700	37.159	17.805	126.3	56:55.120	
22	A 1:43.194 B	32.877	42.846	27.471	103.6	58:38.314	
23	B 35:55.995	...	38.385	18.680	5.0	1:34:34.309	
24	B 1:24.999	30.088	36.962	17.949	125.8	1:35:59.308	
25	B 1:23.944	29.557	36.640	17.747	127.4	1:37:23.252	
26	B 1:23.969	29.592	36.665	17.712	127.4	1:38:47.221	
27	B 1:24.313	29.647	36.995	17.671	126.9	1:40:11.534	
28	B 1:24.415	29.806	36.835	17.774	126.7	1:41:35.949	
29	B 1:24.259	29.590	37.007	17.662	126.9	1:43:00.208	