



FIA FORMULA E
CHAMPIONSHIP
2017-18

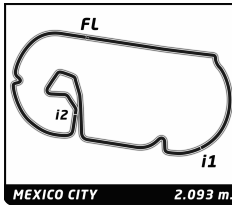


ABB FIA Formula E Championship

Round 5 - Mexico City ePrix

Non Qualifying Practice 2

Analysis

Official Timekeeper TAGHeuer

Lap	Time	Sector 1	Sector 2	Sector 3	Kph	Elapsed	Lap	Time	Sector 1	Sector 2	Sector 3	Kph	Elapsed
4	A 1:16.114	B 16.389	32.475	27.250	99.0	5:32.883	5	A 1:02.544	14.871	28.354	19.319	120.5	6:38.692
5	B 7:57.367	7:02.357	33.022	21.988	15.8	13:30.250	6	A 1:14.061	17.948	33.296	22.817	101.7	7:52.753
6	B 1:02.472	14.888	28.348	19.236	120.6	14:32.722	7	A 1:02.441	14.733	28.392	19.316	120.7	8:55.194
7	B 1:10.138	14.912	32.066	23.160	107.4	15:42.860	8	A 1:14.400	18.334	34.593	21.473	101.3	10:09.594
8	B 1:33.779	42.192	31.337	20.250	80.3	17:16.639	9	A 1:02.372	14.668	28.402	19.302	120.8	11:11.966
9	B 1:12.064	B 15.034	30.884	26.146	104.6	18:28.703	10	A 1:10.245	B 15.033	29.539	25.673	107.3	12:22.211
10	A 10:59.885	...	32.063	24.540	11.4	29:28.588	11	B 17:09.470	...	33.440	27.355	7.3	29:31.681
11	A 1:01.793	14.637	28.140	19.016	121.9	30:30.381	12	B 1:02.019	14.786	28.392	18.841	121.5	30:33.700

8		Nicolas PROST		FRA		
Renault e.dams		Renault Z.E. 17				
1	A 1:33.341	34.569	38.069	20.703	80.7	1:33.341
2	A 1:09.527	16.077	31.731	21.719	108.4	2:42.868
3	A 1:02.287	14.541	28.298	19.448	121.0	3:45.155
4	A 1:16.796	B 16.406	32.095	28.295	98.1	5:01.951
5	A 4:44.957	3:55.018	29.941	19.998	26.4	9:46.908
6	A 1:05.240	15.889	29.398	19.953	115.5	10:52.148
7	A 1:04.542	15.675	28.973	19.894	116.7	11:56.690
8	A 1:04.156	15.535	28.883	19.738	117.4	13:00.846
9	A 1:04.603	15.573	29.267	19.763	116.6	14:05.449
10	A 1:03.892	15.610	28.706	19.576	117.9	15:09.341
11	A 1:04.221	15.514	28.963	19.744	117.3	16:13.562
12	A 1:04.973	15.924	29.180	19.869	116.0	17:18.535
13	A 1:14.604	15.607	36.534	22.463	101.0	18:33.139
14	A 1:03.093	14.935	28.596	19.562	119.4	19:36.232
15	A 1:17.608	18.459	35.625	23.524	97.1	20:53.840
16	A 1:10.213	B 14.795	28.739	26.679	107.3	22:04.053
17	B 7:14.787	6:17.434	34.771	22.582	17.3	29:18.840
18	B 1:01.975	14.534	28.543	18.898	121.6	30:20.815

9		Sébastien BUEMI		CHE		
Renault e.dams		Renault Z.E. 17				
1	B 1:13.694	18.034	33.987	21.673	102.2	1:13.694
2	B 1:10.949	16.873	32.846	21.230	106.2	2:24.643
3	B 1:01.896	14.516	28.286	19.094	121.7	3:26.539
4	B 1:25.232	B 19.041	37.623	28.568	88.4	4:51.771
5	A 4:46.335	3:53.977	32.115	20.243	26.3	9:38.106
6	A 1:04.969	15.551	29.307	20.111	116.0	10:43.075
7	A 1:03.827	15.248	28.952	19.627	118.1	11:46.902
8	A 1:03.624	15.091	28.811	19.722	118.4	12:50.526
9	A 1:04.213	15.152	29.209	19.852	117.3	13:54.739
10	A 1:03.573	15.111	28.770	19.692	118.5	14:58.312
11	A 1:04.076	15.157	29.095	19.824	117.6	16:02.388
12	A 1:06.115	16.777	29.668	19.670	114.0	17:08.503
13	A 1:03.715	15.171	28.819	19.725	118.3	18:12.218
14	A 1:17.709	18.616	37.430	21.663	97.0	19:29.927
15	A 1:02.900	14.718	28.695	19.487	119.8	20:32.827
16	A 1:22.453	B 25.352	32.249	24.852	91.4	21:55.280
17	B 7:19.837	6:25.307	33.059	21.471	17.1	29:15.117
18	B 1:01.643	14.222	28.207	19.214	122.2	30:16.760

16		Oliver TURVEY		GBR		
NIO Formula E Team		NextEV NIO Sport 003				
1	A 1:59.603	1:04.161	34.065	21.377	63.0	1:59.603
2	A 1:16.704	18.403	33.694	24.607	98.2	3:16.307
3	A 1:01.821	14.549	28.106	19.166	121.9	4:18.128
4	A 1:18.020	17.714	35.885	24.421	96.6	5:36.148

18		André LOTTERER		DEU		
TECHEETAH		Renault Z.E. 17				
1	B 1:23.519	23.922	36.506	23.091	90.2	1:23.519
2	B 1:13.765	18.016	32.270	23.479	102.1	2:37.284
3	B 1:01.918	14.533	28.233	19.152	121.7	3:39.202
4	B 1:10.462	B 15.615	30.046	24.801	106.9	4:49.664
5	B 3:34.609	2:41.259	32.604	20.746	35.1	8:24.273
6	B 1:03.843	15.113	29.049	19.681	118.0	9:28.116
7	B 1:04.216	15.144	29.122	19.950	117.3	10:32.332
8	B 1:26.814	15.249	42.095	29.470	86.8	11:59.146
9	B 1:03.034	14.832	28.723	19.479	119.5	13:02.180
10	B 1:04.252	14.915	29.217	20.120	117.3	14:06.432
11	B 1:31.306	15.076	48.849	27.381	82.5	15:37.738
12	B 1:03.397	14.767	28.677	19.953	118.9	16:41.135
13	B 1:08.451	B 15.308	28.991	24.152	110.1	17:49.586
14	A 11:49.805	...	37.764	22.534	10.6	29:39.391
15	A 1:02.964	14.595	28.590	19.779	119.7	30:42.355

19		Felix ROSENQVIST		SWE		
Mahindra Racing		Mahindra M4Electro				
1	A 1:20.403	19.351	34.019	27.033	93.7	1:20.403
2	A 1:14.027	15.683	35.013	23.331	101.8	2:34.430
3	A 1:01.442	14.277	28.092	19.073	122.6	3:35.872
4	A 1:02.496	14.441	28.434	19.621	120.6	4:38.368
5	A 1:16.439	18.510	36.435	21.494	98.6	5:54.807
6	A 1:03.937	15.260	28.958	19.719	117.8	6:58.744
7	A 1:15.601	B 15.340	31.649	28.612	99.7	8:14.345
8	B 4:13.179	3:17.053	34.882	21.244	29.8	12:27.524
9	B 1:08.074	17.078	30.333	20.663	110.7	13:35.598
10	B 1:01.982	14.316	28.571	19.095	121.6	14:37.580
11	B 1:12.658	15.678	34.911	22.069	103.7	15:50.238
12	B 1:14.625	15.371	36.774	22.480	101.0	17:04.863
13	B 1:02.974	15.256	28.385	19.333	119.6	18:07.837
14	B 1:02.838	14.634	28.704	19.500	119.9	19:10.675
15	B 1:18.011	B 14.777	33.506	29.728	96.6	20:28.686
16	B 3:22.614	B 1:59.006	42.058	41.550	37.2	23:51.300
17	B 5:50.984	4:51.042	35.592	24.350	21.5	29:42.284
18	B 1:04.270	15.105	28.663	20.502	117.2	30:46.554

20		Mitch EVANS		NZL		
Panasonic Jaguar Racing		Jaguar I-Type II				
1	A 1:45.946	39.404	40.530	26.012	71.1	1:45.946
2	A 1:25.930	20.267	42.792	22.871	87.7	3:11.876
3	A 1:01.506	14.542	28.082	18.882	122.5	4:13.382
4	A 1:08.154	16.756	31.607	19.791	110.6	5:21.536
5	A 1:05.047	15.568	29.855	19.624	115.8	6:26.583
6	A 1:04.223	15.352	29.401	19.470	117.3	7:30.806
7	A 1:05.653	15.943	30.029	19.681	114.8	8:36.459



FIA FORMULA E
CHAMPIONSHIP
2017-18

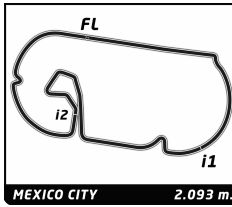


ABB FIA Formula E Championship

Round 5 - Mexico City ePrix

Non Qualifying Practice 2

Analysis

Official Timekeeper TAGHeuer

Lap	Time	Sector 1	Sector 2	Sector 3	Kph	Elapsed
8 A	1:04.371	15.318	29.481	19.572	117.1	9:40.830
9 A	1:20.480	17.794	41.590	21.096	93.6	11:01.310
10 A	1:02.539	14.778	28.437	19.324	120.5	12:03.849
11 A	1:15.341 B	17.114	31.366	26.861	100.0	13:19.190
12 B	1:30.615 B	9:52.470	55.549	42.596	10.9	24:49.805
13 B	4:53.678	3:54.408	35.210	24.060	25.7	29:43.483
14 B	1:02.147	14.757	28.242	19.148	121.2	30:45.630

23 Nick HEIDFELD		DEU				
Mahindra Racing		Mahindra M4Electro				
1 A	4:52.729	3:58.146	32.230	22.353	25.7	4:52.729
2 A	1:14.439	15.064	36.630	22.745	101.2	6:07.168
3 A	1:01.531	14.417	28.079	19.035	122.5	7:08.699
4 A	1:23.087	17.838	40.790	24.459	90.7	8:31.786
5 A	1:04.048	15.430	28.971	19.647	117.6	9:35.834
6 A	1:14.881 B	15.995	34.014	24.872	100.6	10:50.715
7 B	9:37.277	8:42.296	32.729	22.252	13.1	20:27.992
8 B	1:09.124	15.310	33.076	20.738	109.0	21:37.116
9 B	1:05.526	14.567	31.498	19.461	115.0	22:42.642
10 B	1:55.910 B	19.138	54.787	41.985	65.0	24:38.552
11 B	6:13.387	5:24.689	29.127	19.571	20.2	30:51.939

25 Jean-Eric VERGNE		FRA				
TECHEETAH		Renault Z.E. 17				
1 A	1:52.257	55.329	35.154	21.774	67.1	1:52.257
2 A	1:16.678	16.918	37.309	22.451	98.3	3:08.935
3 A	1:02.389	14.546	28.660	19.183	120.8	4:11.324
4 A	1:20.491	18.077	40.185	22.229	93.6	5:31.815
5 A	1:03.183	15.144	28.483	19.556	119.3	6:34.998
6 A	1:03.641	15.226	28.640	19.775	118.4	7:38.639
7 A	1:20.309	15.250	33.271	31.788	93.8	8:58.948
8 A	1:07.054	14.956	31.119	20.979	112.4	10:06.002
9 A	1:02.921	14.842	28.532	19.547	119.8	11:08.923
10 A	1:23.908 B	15.903	37.540	30.465	89.8	12:32.831
11 B	8:34.384	7:29.974	39.921	24.489	14.6	21:07.215
12 B	1:12.389	17.867	33.793	20.729	104.1	22:19.604
13 B	1:30.695 B	14.358	34.837	41.500	83.1	23:50.299

27 Tom BLOMQUIST		GBR				
Andretti Formula E		Andretti ATEC-03				
1 A	1:31.936	28.933	38.780	24.223	82.0	1:31.936
2 A	1:20.044	19.089	38.438	22.517	94.1	2:51.980
3 A	1:02.138	14.727	28.277	19.134	121.3	3:54.118
4 A	1:17.004	17.830	36.840	22.334	97.8	5:11.122
5 A	1:03.004	14.932	28.654	19.418	119.6	6:14.126
6 A	1:21.593	19.150	36.382	26.061	92.3	7:35.719
7 A	1:03.318	14.793	28.725	19.800	119.0	8:39.037
8 A	1:05.985	16.029	30.046	19.910	114.2	9:45.022
9 A	1:05.262	15.789	29.651	19.822	115.5	10:50.284
10 A	1:05.005	15.838	29.338	19.829	115.9	11:55.289
11 A	1:05.013	15.773	29.471	19.769	115.9	13:00.302
12 A	1:08.700 B	15.654	29.319	23.727	109.7	14:09.002
13 B	7:57.573	6:53.356	39.628	24.589	15.8	22:06.575
14 B	1:30.487 B	18.905	34.562	37.020	83.3	23:37.062
15 B	6:10.523	5:09.979	36.145	24.399	20.3	29:47.585
16 B	1:05.090	15.971	29.275	19.844	115.8	30:52.675

200KW Personal Best Session Best B Crossing the finish line in pit lane

28 Antonio Felix DA COSTA		PRT				
Andretti Formula E		Andretti ATEC-03				
1 A	1:35.964	32.664	38.898	24.402	78.5	1:35.964
2 A	1:18.551	18.364	37.392	22.795	95.9	2:54.515
3 A	1:02.078	14.542	28.413	19.123	121.4	3:56.593
4 A	1:11.926 B	15.670	30.066	26.190	104.8	5:08.519
5 A	5:26.510	4:26.399	36.629	23.482	23.1	10:35.029
6 A	1:02.581	14.976	28.320	19.285	120.4	11:37.610
7 A	1:28.618	22.649	44.112	21.857	85.0	13:06.228
8 A	1:02.630	14.850	28.432	19.348	120.3	14:08.858
9 A	1:25.770	19.791	42.913	23.066	87.8	15:34.628
10 A	1:02.671	14.854	28.438	19.379	120.2	16:37.299
11 A	1:09.250 B	15.772	29.452	24.026	108.8	17:46.549
12 B	4:09.023	3:08.980	37.003	23.040	30.3	21:55.572
13 B	1:36.803 B	18.307	36.807	41.689	77.8	23:32.375
14 B	5:51.641	4:57.602	33.087	20.952	21.4	29:24.016
15 B	1:01.595	14.472	28.099	19.024	122.3	30:25.611

36 Alex LYNN		GBR				
DS Virgin Racing		DS Virgin DSV-03				
1 B	1:49.502	52.718	35.435	21.349	68.8	1:49.502
2 B	1:15.038	17.626	34.291	23.121	100.4	3:04.540
3 B	1:01.581	14.464	28.009	19.108	122.4	4:06.121
4 B	1:20.789	16.450	41.322	23.017	93.3	5:26.910
5 B	1:02.757	14.676	28.693	19.388	120.1	6:29.667
6 B	1:20.081	18.076	39.862	22.143	94.1	7:49.748
7 B	1:02.426	14.672	28.375	19.379	120.7	8:52.174
8 B	1:12.235 B	16.360	31.112	24.763	104.3	10:04.409
9 A	10:56.417	9:58.442	35.985	21.990	11.5	21:00.826
10 A	1:11.508	17.676	33.792	20.040	105.4	22:12.334

66 Daniel ABT		DEU				
Audi Sport ABT Schaeffler		Audi e-tron FE04				
1 B	1:14.254	18.593	33.858	21.803	101.5	1:14.254
2 B	1:16.053	18.566	34.349	23.138	99.1	2:30.307
3 B	1:01.602	14.403	28.281	18.918	122.3	3:31.909
4 B	1:10.348 B	15.052	30.602	24.694	107.1	4:42.257
5 A	4:37.730	3:38.405	35.697	23.628	27.1	9:19.987
6 A	1:11.314	17.232	32.783	21.299	105.7	10:31.301
7 A	1:02.369	14.741	28.299	19.329	120.8	11:33.670
8 A	1:05.303	14.702	30.168	20.433	115.4	12:38.973
9 A	1:02.382	14.621	28.378	19.383	120.8	13:41.355
10 A	1:08.239	14.602	30.296	23.341	110.4	14:49.594
11 A	1:19.373	14.642	36.567	28.164	94.9	16:08.967
12 A	1:07.885 B	14.665	28.654	24.566	111.0	17:16.852
13 B	12:05.483	...	34.651	22.778	10.4	29:22.335
14 B	1:32.871	43.742	29.386	19.743	81.1	30:55.206

68 Luca FILIPPI		ITA				
NIO Formula E Team		NextEV NIO Sport 003				
1 A	1:55.515	48.330	40.790	26.395	65.2	1:55.515
2 A	1:25.726	19.179	40.663	25.884	87.9	3:21.241
3 A	1:02.153	14.559	28.459	19.135	121.2	4:23.394
4 A	1:14.891	16.746	35.849	22.296	100.6	5:38.285
5 A	1:02.603	14.730	28.643	19.230	120.4	6:40.888
6 A	1:06.442	14.790	29.815	21.837	113.4	7:47.330



FIA FORMULA E
CHAMPIONSHIP
2017-18

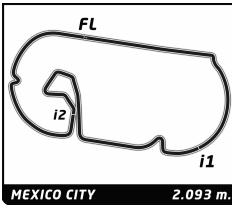


ABB FIA Formula E Championship
Round 5 - Mexico City ePrix
Non Qualifying Practice 2

Analysis

Official Timekeeper TAG Heuer

■ 200KW ■ Personal Best ■ Session Best **B** Crossing the finish line in pit lane

Lap		Time	Sector 1	Sector 2	Sector 3	Kph	Elapsed	Lap	Time	Sector 1	Sector 2	Sector 3	Kph	Elapsed
7	A	1:27.106	14.656	42.452	29.998	86.5	9:14.436							
8	A	1:02.715	14.664	28.690	19.361	120.1	10:17.151							
9	A	1:26.859	15.432	47.028	24.399	86.7	11:44.010							
10	A	1:02.990	14.936	28.542	19.512	119.6	12:47.000							
11	A	1:02.815	14.764	28.416	19.635	120.0	13:49.815							
12	A	1:19.583 B	15.221	37.752	26.610	94.7	15:09.398							
13	B	7:40.022	6:30.902	42.144	26.976	16.4	22:49.420							
14	B	2:11.631 B	32.025	57.357	42.249	57.2	25:01.051							
15	B	4:53.637	■ 3:45.420	42.325	25.892	25.7	29:54.688							
16	B	1:02.180	■ 14.357	28.754	19.069	121.2	30:56.868							

Title Partner Global Partner Official Partners

