



FIA FORMULA E CHAMPIONSHIP 2017-18

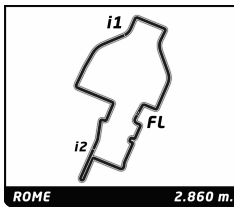


ABB FIA Formula E Championship Round 7 - Rome ePrix Race

Analysis

Official Timekeeper TAGHeuer

Lap	Time	Sector 1	Sector 2	Sector 3	Kph	Elapsed	Lap	Time	Sector 1	Sector 2	Sector 3	Kph	Elapsed
1 Lucas DI GRASSI BRA Audi Sport ABT Schaeffler Audi e-tron FE04							17 B	1:37.618	27.522	30.764	39.332	105.5	30:00.016
0 B	48.271			44.267	70.8	48.271	18 B	1:41.441	31.983	30.607	38.851	101.5	31:41.457
1 B	1:44.342	32.073	30.963	41.306	98.7	2:32.613	19 B	2:55.536	1:05.647	1:09.659	40.230	58.7	34:36.993
2 B	1:41.979	31.599	30.587	39.793	101.0	4:14.592	20 B	1:40.277	31.207	30.210	38.860	102.7	36:17.270
3 B	1:41.543	31.402	30.874	39.267	101.4	5:56.135	21 B	1:40.796	31.101	30.976	38.719	102.1	37:58.066
4 B	1:41.392	31.441	30.680	39.271	101.5	7:37.527	22 B	1:40.142	30.883	30.309	38.950	102.8	39:38.208
5 B	1:41.240	31.295	30.685	39.260	101.7	9:18.767	23 B	1:39.748	31.117	30.096	38.535	103.2	41:17.956
6 B	1:41.444	31.384	30.579	39.481	101.5	11:00.211	24 B	1:50.139	31.034	30.131	48.974	93.5	43:08.095
7 B	1:40.888	31.192	30.576	39.120	102.1	12:41.099	25 B	1:53.384	44.853	30.091	38.440	90.8	45:01.479
8 B	1:41.435	31.242	30.669	39.524	101.5	14:22.534	26 B	1:38.955	30.498	29.998	38.459	104.0	46:40.434
9 B	1:41.108	31.265	30.482	39.361	101.8	16:03.642	27 B	1:39.139	30.742	29.886	38.511	103.9	48:19.573
10 B	1:41.044	31.230	30.454	39.360	101.9	17:44.686	28 B	1:39.498	30.682	30.067	38.749	103.5	49:59.071
11 B	1:40.654	31.319	30.299	39.036	102.3	19:25.340	29 B	1:41.217	31.831	30.768	38.618	101.7	51:40.288
12 B	1:41.544	31.375	30.620	39.549	101.4	21:06.884	30 B	1:39.493	30.767	30.068	38.658	103.5	53:19.781
13 B	1:40.917	31.323	30.328	39.266	102.0	22:47.801	31 B	1:40.660	31.137	30.309	39.214	102.3	55:00.441
14 B	1:40.649	31.247	30.543	38.859	102.3	24:28.450	32 B	1:40.250	30.969	30.528	38.753	102.7	56:40.691
15 B	1:41.646	30.981	30.411	40.254	101.3	26:10.096	33 B	1:39.965	31.048	30.182	38.735	103.0	58:20.656
16 B	1:40.781	31.578	30.087	39.116	102.2	27:50.877	3 Nelson PIQUET BRA Panasonic Jaguar Racing Jaguar I-Type II						
17 A	2:26.081	31.317	30.864	1:23.900	70.5	30:16.958	0 A	51.924			46.186	65.9	51.924
18 A	1:40.464	27.378	30.379	42.707	102.5	31:57.422	1 A	1:43.578	32.387	31.014	40.177	99.4	2:35.502
19 A	2:47.487	1:07.136	1:00.967	39.384	61.5	34:44.909	2 A	1:41.593	31.813	30.467	39.313	101.3	4:17.095
20 A	1:40.037	30.710	30.548	38.779	102.9	36:24.946	3 A	1:41.932	31.437	30.704	39.791	101.0	5:59.027
21 A	1:39.626	30.957	30.159	38.510	103.3	38:04.572	4 A	1:41.824	31.415	30.526	39.883	101.1	7:40.851
22 A	1:39.285	30.744	29.895	38.646	103.7	39:43.857	5 A	1:41.017	31.266	30.478	39.273	101.9	9:21.868
23 A	1:40.486	30.740	30.661	39.085	102.5	41:24.343	6 A	1:41.143	31.363	30.522	39.258	101.8	11:03.011
24 A	1:54.315	30.768	29.811	53.736	90.1	43:18.658	7 A	1:41.134	31.216	30.562	39.356	101.8	12:44.145
25 A	1:45.104	37.238	29.781	38.085	98.0	45:03.762	8 A	1:41.979	31.335	31.422	39.222	101.0	14:26.124
26 A	1:38.503	30.441	29.745	38.317	104.5	46:42.265	9 A	1:40.867	31.203	30.367	39.297	102.1	16:06.991
27 A	1:38.982	30.805	29.975	38.202	104.0	48:21.247	10 A	1:41.017	31.101	30.565	39.351	101.9	17:48.008
28 A	1:39.185	30.743	29.864	38.578	103.8	50:00.432	11 A	1:41.138	31.217	30.701	39.220	101.8	19:29.146
29 A	1:41.823	30.941	31.392	39.490	101.1	51:42.255	12 A	1:41.051	30.897	30.692	39.462	101.9	21:10.197
30 A	1:40.355	31.037	30.302	39.016	102.6	53:22.610	13 A	1:41.112	31.269	30.486	39.357	101.8	22:51.309
31 A	1:40.441	30.803	30.867	38.771	102.5	55:03.051	14 A	1:41.600	31.019	30.529	40.052	101.3	24:32.909
32 A	1:39.030	30.928	29.931	38.171	104.0	56:42.081	15 A	1:50.512	41.482	30.023	39.007	93.2	26:23.421
33 A	1:39.545	30.747	29.895	38.903	103.4	58:21.626	16 B	6:23.227	31.660	31.488	5:20.079	26.9	32:46.648
2 Sam BIRD GBR DS Virgin Racing DS Virgin DSV-03							17 B	2:17.950	58.799	39.835	39.316	74.6	35:04.598
0 A	44.186			41.453	77.4	44.186	18 B	1:40.140	31.064	30.139	38.937	102.8	36:44.738
1 A	1:43.916	32.520	30.974	40.422	99.1	2:28.102	4 Edoardo MORTARA CHE Venturi Formula E Team Venturi VM200-FE-03						
2 A	1:41.415	31.827	30.409	39.179	101.5	4:09.517	0 A	54.355			47.969	62.9	54.355
3 A	1:41.035	31.469	30.375	39.191	101.9	5:50.552	1 A	1:44.016	32.092	31.191	40.733	99.0	2:38.371
4 A	1:40.777	31.366	30.467	38.944	102.2	7:31.329	2 A	1:43.556	32.095	31.435	40.026	99.4	4:21.927
5 A	1:40.297	31.079	30.233	38.985	102.7	9:11.626	3 A	1:42.893	31.612	30.773	40.508	100.1	6:04.820
6 A	1:40.623	31.262	30.382	38.979	102.3	10:52.249	4 A	1:41.803	31.721	30.815	39.267	101.1	7:46.623
7 A	1:40.740	31.321	30.428	38.991	102.2	12:32.989	5 A	1:41.005	31.603	30.455	38.947	101.9	9:27.628
8 A	1:40.538	31.079	30.539	38.920	102.4	14:13.527	6 A	1:41.662	31.640	30.568	39.454	101.3	11:09.290
9 A	1:40.453	31.081	30.474	38.898	102.5	15:53.980	7 A	1:41.426	31.597	30.522	39.307	101.5	12:50.716
10 A	1:40.930	31.148	30.431	39.351	102.0	17:34.910	8 A	1:41.140	31.571	30.407	39.162	101.8	14:31.856
11 A	1:40.189	30.962	30.328	38.899	102.8	19:15.099	9 A	1:41.568	31.483	30.362	39.723	101.4	16:13.424
12 A	1:39.854	30.911	30.230	38.713	103.1	20:54.953	10 A	1:41.806	31.673	30.625	39.508	101.1	17:55.230
13 A	1:40.316	31.043	30.428	38.845	102.6	22:35.269	11 A	1:41.545	31.956	30.388	39.201	101.4	19:36.775
14 A	1:40.285	31.062	30.307	38.916	102.7	24:15.554	12 A	1:40.624	31.383	30.162	39.079	102.3	21:17.399
15 A	1:40.596	31.251	30.617	38.728	102.3	25:56.150	13 A	1:40.170	31.136	30.139	38.895	102.8	22:57.569
16 B	2:26.248	31.138	30.416	1:24.694	70.4	28:22.398	14 A	1:39.339	30.908	29.950	38.481	103.6	24:36.908



FIA FORMULA E
CHAMPIONSHIP
2017-18

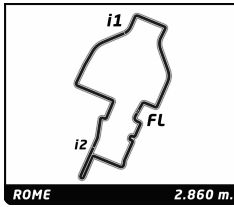


ABB FIA Formula E Championship

Round 7 - Rome ePrix

Race

Analysis

Official Timekeeper TAG Heuer

Lap	Time	Sector 1	Sector 2	Sector 3	Kph	Elapsed	Lap	Time	Sector 1	Sector 2	Sector 3	Kph	Elapsed
15	A 1:39.827	31.247	29.961	38.619	103.1	26:16.735							
16	B 2:39.565 B	31.096	30.492	1:37.977	64.5	28:56.300							
17	B 1:37.601	27.690	30.552	39.359	105.5	30:33.901							
18	B 1:59.000	31.012	30.414	57.574	86.5	32:32.901							
19	B 2:29.799	1:07.425	43.625	38.749	68.7	35:02.700							
20	B 1:40.442	31.032	30.142	39.268	102.5	36:43.142							
21	B 1:41.264	31.455	30.383	39.426	101.7	38:24.406							
22	B 1:41.625	31.498	30.462	39.665	101.3	40:06.031							
23	B 1:40.766	31.241	30.283	39.242	102.2	41:46.797							
24	B 2:06.568	31.058	37.306	58.204	81.3	43:53.365							
25	B 1:39.452	30.786	29.880	38.786	103.5	45:32.817							
26	B 1:41.510	30.646	30.433	40.431	101.4	47:14.327							
27	B 1:41.286	30.914	31.156	39.216	101.7	48:55.613							
28	B 1:39.973	31.158	29.961	38.854	103.0	50:35.586							
29	B 1:40.881	30.643	30.095	40.143	102.1	52:16.467							
30	B 1:42.070	30.823	30.127	41.120	100.9	53:58.537							
31	B 1:40.687	31.410	30.381	38.896	102.3	55:39.224							
32	B 1:40.301	31.237	30.239	38.825	102.7	57:19.525							
33	B 1:41.870	31.467	30.483	39.920	101.1	59:01.395							
5 Maro ENGEL DEU							6 José Maria LOPEZ ARG						
Venturi Formula E Team							DRAGON						
Venturi VM200-FE-03							PENSKE EV-2						
0	A 51.453			45.485	66.5	51.453	0	B 55.789			48.317	61.3	55.789
1	A 1:43.096	32.391	30.972	39.733	99.9	2:34.549	1	B 1:43.073	31.757	30.859	40.457	99.9	2:38.862
2	A 1:42.106	31.842	30.605	39.659	100.8	4:16.655	2	B 1:43.597	32.000	31.302	40.295	99.4	4:22.459
3	A 1:41.436	31.370	30.617	39.449	101.5	5:58.091	3	B 1:41.434	31.443	30.758	39.233	101.5	6:03.893
4	A 1:41.664	31.417	30.749	39.498	101.3	7:39.755	4	B 1:40.177	30.886	30.199	39.092	102.8	7:44.070
5	A 1:41.447	31.485	30.508	39.454	101.5	9:21.202	5	B 1:40.832	31.141	30.200	39.491	102.1	9:24.902
6	A 1:41.251	31.228	30.588	39.435	101.7	11:02.453	6	B 1:41.065	31.103	30.119	39.843	101.9	11:05.967
7	A 1:41.224	31.190	30.520	39.514	101.7	12:43.677	7	B 1:40.549	31.075	30.274	39.200	102.4	12:46.516
8	A 1:40.871	31.340	30.375	39.156	102.1	14:24.548	8	B 1:40.675	31.045	30.501	39.129	102.3	14:27.191
9	A 1:41.901	31.360	31.148	39.393	101.0	16:06.449	9	B 1:40.346	30.925	30.231	39.190	102.6	16:07.537
10	A 1:40.948	31.194	30.431	39.323	102.0	17:47.397	10	B 1:40.968	31.001	30.506	39.461	102.0	17:48.505
11	A 1:40.917	31.313	30.532	39.072	102.0	19:28.314	11	B 1:41.051	31.315	30.560	39.176	101.9	19:29.556
12	A 1:41.378	31.206	30.466	39.706	101.6	21:09.692	12	B 1:41.121	30.943	30.622	39.556	101.8	21:10.677
13	A 1:40.821	31.266	30.285	39.270	102.1	22:50.513	13	B 1:41.095	31.448	30.475	39.172	101.8	22:51.772
14	A 1:40.971	31.174	30.445	39.352	102.0	24:31.484	14	B 1:40.550	31.019	30.461	39.070	102.4	24:32.322
15	A 1:42.287	31.268	30.595	40.424	100.7	26:13.771	15	B 1:40.944	31.147	30.273	39.524	102.0	26:13.266
16	B 2:31.035 B	31.277	31.085	1:28.673	68.2	28:44.806	16	A 2:49.288 B	31.172	31.311	1:46.805	60.8	29:02.554
17	B 1:37.513	27.409	30.810	39.294	105.6	30:22.319	17	A 1:39.632	28.458	31.046	40.128	103.3	30:42.186
18	B 1:54.902	31.647	30.614	52.641	89.6	32:17.221	18	A 2:14.220	31.237	36.112	1:06.871	76.7	32:56.406
19	B 2:37.090	1:07.418	50.944	38.728	65.5	34:54.311	19	A 2:13.361	1:03.574	30.457	39.330	77.2	35:09.767
20	B 1:40.420	30.976	30.405	39.039	102.5	36:34.731	20	A 1:40.177	30.993	29.864	39.320	102.8	36:49.944
21	B 1:40.255	30.894	30.323	39.038	102.7	38:14.986	21	A 1:40.078	30.871	29.990	39.217	102.9	38:30.022
22	B 1:40.349	31.093	30.308	38.948	102.6	39:55.335	22	A 1:39.421	30.638	29.793	38.990	103.6	40:09.443
23	B 1:40.592	31.277	30.261	39.054	102.4	41:35.927	23	A 1:39.206	30.769	29.893	38.544	103.8	41:48.649
24	B 2:06.276	31.124	32.855	1:02.297	81.5	43:42.203	24	A 2:05.828	30.501	40.009	55.318	81.8	43:54.477
25	B 1:39.633	30.937	30.139	38.557	103.3	45:21.836	25	A 1:39.047	30.491	29.756	38.800	104.0	45:33.524
26	B 1:40.104	30.871	30.257	38.976	102.9	47:01.940	26	A 1:40.411	31.018	29.979	39.414	102.5	47:13.935
27	B 1:41.166	31.038	31.025	39.103	101.8	48:43.106	27	A 1:41.067	30.962	31.014	39.091	101.9	48:55.002
28	B 1:40.434	31.112	30.260	39.062	102.5	50:23.540	28	A 1:39.895	30.744	30.145	39.006	103.1	50:34.897
29	B 1:40.539	31.200	30.345	38.994	102.4	52:04.079	29	A 1:40.130	30.858	30.152	39.120	102.8	52:15.027
30	B 1:40.587	31.244	30.342	39.001	102.4	53:44.666							
31	B 1:40.993	31.252	30.300	39.441	101.9	55:25.659							
32	B 1:40.592	31.125	30.081	39.386	102.4	57:06.251							
33	B 1:40.755	30.977	30.163	39.615	102.2	58:47.006							



FIA FORMULA E
CHAMPIONSHIP
2017-18

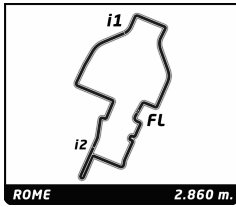


ABB FIA Formula E Championship

Round 7 - Rome ePrix

Race

Analysis

Official Timekeeper TAG Heuer

■ 200KW ■ Personal Best ■ Session Best B Crossing the finish line in pit lane

Lap	Time	Sector 1	Sector 2	Sector 3	Kph	Elapsed	Lap	Time	Sector 1	Sector 2	Sector 3	Kph	Elapsed
21	A 1:39.494	30.781	30.112	38.601	103.5	38:18.257	4	A 1:41.024	31.312	30.535	39.177	101.9	7:35.604
22	A 1:39.984	31.156	30.142	38.686	103.0	39:58.241	5	A 1:41.377	31.370	30.717	39.290	101.6	9:16.981
23	A 1:39.201	30.740	29.825	38.636	103.8	41:37.442	6	A 1:41.079	31.312	30.665	39.102	101.9	10:58.060
24	A 2:06.924	30.822	33.075	1:03.027	81.1	43:44.366	7	A 1:40.736	31.148	30.512	39.076	102.2	12:38.796
25	A 1:38.521	30.524	29.677	38.320	104.5	45:22.887	8	A 1:40.858	31.111	30.442	39.305	102.1	14:19.654
26	A 1:39.541	30.898	29.932	38.711	103.4	47:02.428	9	A 1:41.349	31.603	30.527	39.219	101.6	16:01.003
27	A 1:39.626	30.939	29.999	38.688	103.3	48:42.054	10	A 1:40.601	31.235	30.414	38.952	102.3	17:41.604
28	A 1:39.684	30.856	29.962	38.866	103.3	50:21.738	11	A 1:40.770	30.999	30.622	39.149	102.2	19:22.374
29	A 1:39.808	30.523	29.691	39.594	103.2	52:01.546	12	A 1:40.808	31.140	30.522	39.146	102.1	21:03.182
30	A 1:41.475	31.291	30.377	39.807	101.5	53:43.021	13	A 1:41.025	31.049	30.517	39.459	101.9	22:44.207
31	A 1:40.336	30.958	29.938	39.440	102.6	55:23.357	14	A 1:40.926	31.209	30.429	39.288	102.0	24:25.133
32	A 1:40.439	30.866	30.167	39.406	102.5	57:03.796	15	A 1:40.716	31.460	30.450	38.806	102.2	26:05.849
33	A 1:41.239	31.032	30.138	40.069	101.7	58:45.035	16	B 2:25.622 B	30.923	30.379	1:24.320	70.7	28:31.471

8 **Nicolas PROST** FRA
Renault e.dams Renault Z.E. 17

0	A 52.552			46.542	65.1	52.552
1	A 1:43.472	32.556	30.982	39.934	99.5	2:36.024
2	A 1:42.263	32.102	30.728	39.433	100.7	4:18.287
3	A 1:41.674	31.475	30.729	39.470	101.3	5:59.961
4	A 1:41.671	31.743	30.660	39.268	101.3	7:41.632
5	A 1:41.864	31.411	31.300	39.153	101.1	9:23.496
6	A 1:40.930	31.291	30.306	39.333	102.0	11:04.426
7	A 1:41.216	31.354	30.640	39.222	101.7	12:45.642
8	A 1:43.134	31.282	30.879	40.973	99.8	14:28.776
9	A 1:41.359	31.296	30.608	39.455	101.6	16:10.135
10	A 1:41.513	31.309	30.781	39.423	101.4	17:51.648
11	A 1:41.097	31.252	30.579	39.266	101.8	19:32.745
12	A 1:41.157	31.343	30.787	39.027	101.8	21:13.902
13	A 1:40.907	31.258	30.541	39.108	102.0	22:54.809
14	A 1:40.827	31.095	30.630	39.102	102.1	24:35.636
15	A 1:41.981	31.537	30.533	39.911	101.0	26:17.617
16	B 2:34.534 B	31.538	30.911	1:32.085	66.6	28:52.151
17	B 1:38.509	28.791	30.577	39.141	104.5	30:30.660
18	B 1:59.896	31.071	30.578	58.247	85.9	32:30.556
19	B 2:29.903	1:07.674	43.580	38.649	68.7	35:00.459
20	B 1:40.033	30.861	30.297	38.875	102.9	36:40.492
21	B 1:39.485	30.796	30.151	38.538	103.5	38:19.977
22	B 1:40.205	31.014	30.276	38.915	102.7	40:00.182
23	B 1:41.087	31.065	30.332	39.690	101.9	41:41.269
24	B 2:07.843	31.146	37.903	58.794	80.5	43:49.112
25	B 1:42.757	30.863	31.098	40.796	100.2	45:31.869
26	B 1:41.338	30.853	30.802	39.683	101.6	47:13.207
27	B 1:41.144	31.325	30.955	38.864	101.8	48:54.351
28	B 1:39.857	30.876	30.125	38.856	103.1	50:34.208
29	B 1:41.633	31.006	30.246	40.381	101.3	52:15.841
30	B 1:44.353	31.090	30.998	42.265	98.7	54:00.194
31	B 1:40.290	31.117	30.159	39.014	102.7	55:40.484
32	B 1:39.593	30.893	30.054	38.646	103.4	57:20.077
33	B 2:14.459	31.571	30.512	1:12.376	76.6	59:34.536

9 **Sébastien BUEMI** CHE
Renault e.dams Renault Z.E. 17

0	A 47.147			43.420	72.5	47.147
1	A 1:43.706	31.997	31.255	40.454	99.3	2:30.853
2	A 1:42.662	31.683	31.298	39.681	100.3	4:13.515
3	A 1:41.065	31.268	30.594	39.203	101.9	5:54.580

16 **Oliver TURVEY** GBR
NIO Formula E Team NextEV NIO Sport 003

0	A 46.442			42.108	73.6	46.442
1	A 1:43.870	32.193	31.244	40.433	99.1	2:30.312
2	A 1:42.170	31.991	31.027	39.152	100.8	4:12.482
3	A 1:41.579	31.455	30.542	39.582	101.4	5:54.061
4	A 1:40.999	31.299	30.392	39.308	101.9	7:35.060
5	A 1:41.202	31.265	30.368	39.569	101.7	9:16.262
6	A 1:41.087	31.256	30.448	39.383	101.9	10:57.349
7	A 1:41.001	31.291	30.240	39.470	101.9	12:38.350
8	A 1:40.916	31.143	30.305	39.468	102.0	14:19.266
9	A 1:41.018	31.275	30.349	39.394	101.9	16:00.284
10	A 1:40.715	31.128	30.370	39.217	102.2	17:40.999
11	A 1:40.656	31.027	30.364	39.265	102.3	19:21.655
12	A 1:40.989	31.155	30.380	39.454	102.0	21:02.644
13	A 1:41.019	31.085	30.423	39.511	101.9	22:43.663
14	A 1:42.438	31.425	31.258	39.755	100.5	24:26.101
15	A 1:42.550	31.687	30.863	40.000	100.4	26:08.651
16	B 2:57.883 B	34.014	32.233	1:51.636	57.9	29:06.534
17	B 1:40.335	28.553	31.516	40.266	102.6	30:46.869
18	B 2:18.050	31.514	40.843	1:05.693	74.6	33:04.919
19	B 2:10.543	1:00.167	30.809	39.567	78.9	35:15.462
20	B 1:41.490	31.446	30.551	39.493	101.4	36:56.952
21	B 1:40.749	31.274	30.283	39.192	102.2	38:37.701
22	B 1:40.282	31.060	30.258	38.964	102.7	40:17.983
23	B 1:39.630	30.850	30.011	38.769	103.3	41:57.613
24	B 2:09.285	30.792	51.053	47.440	79.6	44:06.898



FIA FORMULA E
CHAMPIONSHIP
2017-18

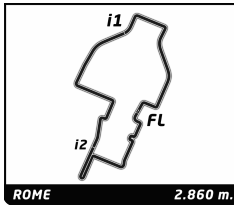


ABB FIA Formula E Championship

Round 7 - Rome ePrix

Race

Analysis

Official Timekeeper TAG Heuer

Lap	Time	Sector 1	Sector 2	Sector 3	Kph	Elapsed	Lap	Time	Sector 1	Sector 2	Sector 3	Kph	Elapsed
25	B 1:39.488	30.798	29.908	38.782	103.5	45:46.386	8	A 1:40.235	31.281	30.189	38.765	102.7	14:11.417
26	B 1:39.522	30.879	30.007	38.636	103.5	47:25.908	9	A 1:39.972	31.177	30.083	38.712	103.0	15:51.389
27	B 1:39.923	30.787	30.165	38.971	103.0	49:05.831	10	A 1:40.132	31.265	30.159	38.708	102.8	17:31.521
28	B 1:39.304	30.848	29.978	38.478	103.7	50:45.135	11	A 1:40.318	31.088	30.154	39.076	102.6	19:11.839
29	B 1:39.564	30.757	29.991	38.816	103.4	52:24.699	12	A 1:40.250	31.284	30.334	38.632	102.7	20:52.089
30	B 1:39.557	30.923	29.983	38.651	103.4	54:04.256	13	A 1:40.786	31.432	30.357	38.997	102.2	22:32.875
31	B 1:40.184	30.922	30.154	39.108	102.8	55:44.440	14	A 1:40.973	31.317	30.525	39.131	102.0	24:13.848
32	B 1:40.973	31.176	30.185	39.612	102.0	57:25.413	15	A 1:41.424	31.027	31.552	38.845	101.5	25:55.272
33	B 1:44.076	32.255	30.851	40.970	98.9	59:09.489	16	B 2:24.449 B	30.998	30.431	1:23.020	71.3	28:19.721

18		André LOTTERER		DEU		
TECHEETAH		Renault Z.E. 17				
0	A 45.713			42.361	74.8	45.713
1	A 1:43.717	32.340	31.244	40.133	99.3	2:29.430
2	A 1:41.821	31.907	30.657	39.257	101.1	4:11.251
3	A 1:41.701	31.469	30.576	39.656	101.2	5:52.952
4	A 1:41.019	31.328	30.410	39.281	101.9	7:33.971
5	A 1:40.996	31.258	30.646	39.092	101.9	9:14.967
6	A 1:40.959	31.268	30.444	39.247	102.0	10:55.926
7	A 1:41.153	31.071	30.436	39.646	101.8	12:37.079
8	A 1:40.735	31.257	30.394	39.084	102.2	14:17.814
9	A 1:40.768	31.176	30.509	39.083	102.2	15:58.582
10	A 1:40.664	31.199	30.499	38.966	102.3	17:39.246
11	A 1:40.589	31.015	30.392	39.182	102.4	19:19.835
12	A 1:40.672	31.192	30.516	38.964	102.3	21:00.507
13	A 1:41.328	30.979	30.932	39.417	101.6	22:41.835
14	A 1:41.010	31.031	30.792	39.187	101.9	24:22.845
15	A 1:41.264	31.232	30.673	39.359	101.7	26:04.109
16	A 1:42.538	31.492	31.095	39.951	100.4	27:46.647
17	B 2:29.407 B	31.741	31.618	1:26.048	68.9	30:16.054
18	B 1:40.765	27.256	30.598	42.911	102.2	31:56.819
19	B 2:47.565	1:07.396	1:00.887	39.282	61.4	34:44.384
20	B 1:40.003	30.807	30.433	38.763	103.0	36:24.387
21	B 1:41.264	31.265	31.056	38.943	101.7	38:05.651
22	B 1:39.806	30.802	30.128	38.876	103.2	39:45.457
23	B 1:39.654	30.765	30.094	38.795	103.3	41:25.111
24	B 1:57.401	30.922	30.043	56.436	87.7	43:22.512
25	B 1:44.302	34.960	30.187	39.155	98.7	45:06.814
26	B 1:39.317	30.711	30.339	38.267	103.7	46:46.131
27	B 1:39.111	30.709	29.795	38.607	103.9	48:25.242
28	B 1:39.016	30.605	29.831	38.580	104.0	50:04.258
29	B 1:38.927	30.652	29.801	38.474	104.1	51:43.185
30	B 1:39.951	30.741	30.059	39.151	103.0	53:23.136
31	B 1:42.125	30.725	31.799	39.601	100.8	55:05.261
32	B 1:42.219	30.921	31.668	39.630	100.7	56:47.480
33	B 1:42.694	31.130	30.534	41.030	100.3	58:30.174

19		Felix ROSENQVIST		SWE		
Mahindra Racing		Mahindra M4Electro				
0	A 43.844			41.516	78.0	43.844
1	A 1:43.925	32.526	31.010	40.389	99.1	2:27.769
2	A 1:41.136	31.781	30.268	39.087	101.8	4:08.905
3	A 1:40.912	31.498	30.367	39.047	102.0	5:49.817
4	A 1:40.459	31.373	30.242	38.844	102.5	7:30.276
5	A 1:40.218	31.119	30.158	38.941	102.7	9:10.494
6	A 1:40.428	31.491	30.260	38.677	102.5	10:50.922
7	A 1:40.260	31.273	30.204	38.783	102.7	12:31.182

20		Mitch EVANS		NZL		
Panasonic Jaguar Racing		Jaguar I-Type II				
0	B 44.988			41.814	76.0	44.988
1	B 1:43.742	32.230	30.943	40.569	99.2	2:28.730
2	B 1:41.673	31.838	30.582	39.253	101.3	4:10.403
3	B 1:40.960	31.299	30.488	39.173	102.0	5:51.363
4	B 1:41.130	31.685	30.434	39.011	101.8	7:32.493
5	B 1:40.580	31.219	30.286	39.075	102.4	9:13.073
6	B 1:41.052	31.549	30.311	39.192	101.9	10:54.125
7	B 1:40.983	31.310	30.460	39.213	102.0	12:35.108
8	B 1:40.983	31.300	30.336	39.347	102.0	14:16.091
9	B 1:40.809	31.096	30.419	39.294	102.1	15:56.900
10	B 1:40.689	31.087	30.300	39.302	102.3	17:37.589
11	B 1:40.726	31.223	30.337	39.166	102.2	19:18.315
12	B 1:40.732	31.200	30.515	39.017	102.2	20:59.047
13	B 1:41.127	31.086	30.694	39.347	101.8	22:40.174
14	B 1:41.609	31.559	30.712	39.338	101.3	24:21.783
15	B 1:41.571	31.374	30.852	39.345	101.4	26:03.354
16	B 1:41.909	31.271	30.905	39.733	101.0	27:45.263
17	A 2:29.608 B	31.442	31.716	1:26.450	68.8	30:14.871
18	A 1:40.644	27.646	30.325	42.673	102.3	31:55.515
19	A 2:47.556	1:07.195	1:01.667	38.694	61.4	34:43.071
20	A 1:39.329	30.553	30.078	38.698	103.7	36:22.400
21	A 1:39.881	30.694	30.626	38.561	103.1	38:02.281
22	A 1:39.934	31.052	30.128	38.754	103.0	39:42.215
23	A 1:39.064	30.637	29.995	38.432	103.9	41:21.279
24	A 1:53.435	30.805	29.980	52.650	90.8	43:14.714
25	A 1:47.768	40.109	29.701	37.958	95.5	45:02.482
26	A 1:38.677	30.475	29.836	38.366	104.3	46:41.159
27	A 1:39.114	30.646	29.984	38.484	103.9	48:20.273
28	A 1:39.432	30.780	29.979	38.673	103.5	49:59.705
29	A 1:41.832	31.482	31.412	38.938	101.1	51:41.537
30	A 1:40.306	31.007	30.337	38.962	102.6	53:21.843
31	A 1:42.799	31.154	32.151	39.494	100.2	55:04.642
32	A 1:42.008	31.220	31.470	39.318	100.9	56:46.650
33	A 2:11.715	31.522	33.862	1:06.331	78.2	58:58.365

23		Nick HEIDFELD		DEU		
Mahindra Racing		Mahindra M4Electro				
0	A 50.377			45.330	67.9	50.377
1	A 1:43.535	32.264	31.112	40.159	99.4	2:33.912



FIA FORMULA E CHAMPIONSHIP 2017-18

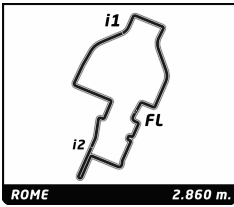


ABB FIA Formula E Championship

Round 7 - Rome ePrix

Race

Analysis

Official Timekeeper TAG Heuer

200KW Personal Best Session Best B Crossing the finish line in pit lane

Lap		Time	Sector 1	Sector 2	Sector 3	Kph	Elapsed	Lap	Time	Sector 1	Sector 2	Sector 3	Kph	Elapsed
28	B	1:39.858	30.750	30.068	39.040	103.1	50:43.152							
29	B	1:40.124	30.685	30.200	39.239	102.8	52:23.276							
30	B	1:39.620	30.793	30.087	38.740	103.4	54:02.896							
31	B	1:40.435	31.014	30.256	39.165	102.5	55:43.331							
32	B	1:41.415	31.207	30.549	39.659	101.5	57:24.746							
33	B	1:45.241	33.469	31.154	40.618	97.8	59:09.987							