Round 8 - Paris ePrix

ABB FIA Formula E Championship

Results Booklet

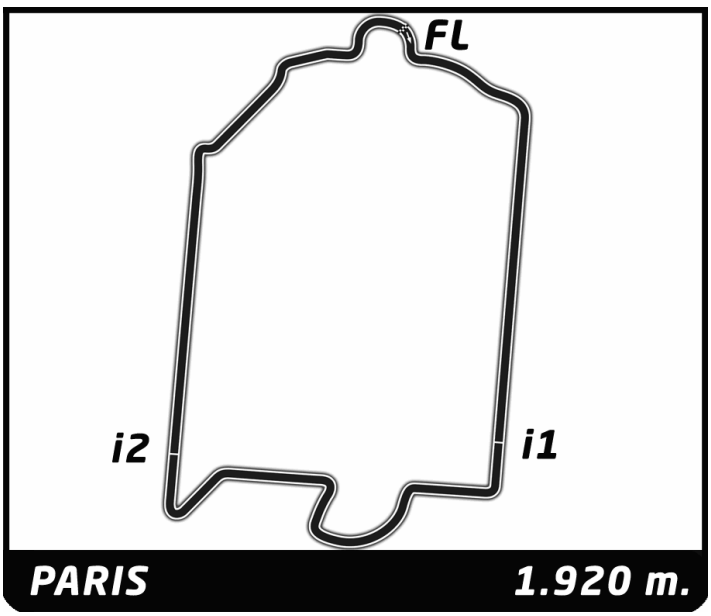

FIA FORMULA E CHAMPIONSHIP 2017-18

Doc No. Date: Posted at:

ABB FIA FORMULA E CHAMPIONSHIP

Round 8 - Paris ePrix - Non Qualifying Practice 1

CLASSIFICATION

Official Timekeeper: TAGHeuer

POS	NO	DRIVER	NAT	TEAM	CAR	TIME	LAP	TOTAL	GAP		KPH
1	2	Sam BIRD	GBR	DS Virgin Racing	DS Virgin DSV-03	1:01.698	25	25	-	-	112.0
2	1	Lucas DI GRASSI	BRA	Audi Sport ABT Schaeffler	Audi e-tron FE04	1:01.716	21	28	+0.018	+0.018	112.0
3	66	Daniel ABT	DEU	Audi Sport ABT Schaeffler	Audi e-tron FE04	1:01.790	25	28	+0.092	+0.074	111.9
4	20	Mitch EVANS	NZL	Panasonic Jaguar Racing	Jaguar I-Type II	1:01.999	24	24	+0.301	+0.209	111.5
5	25	Jean-Eric VERGNE	FRA	TECHEETAH	Renault Z.E. 17	1:02.023	18	24	+0.325	+0.024	111.4
6	36	Alex LYNN	GBR	DS Virgin Racing	DS Virgin DSV-03	1:02.208	23	26	+0.510	+0.185	111.1
7	6	José Maria LOPEZ	ARG	DRAGON	PENSKE EV-2	1:02.224	17	21	+0.526	+0.016	111.1
8	28	Antonio Felix DA COSTA	PRT	Andretti Formula E	Andretti ATEC-03	1:02.238	21	23	+0.540	+0.014	111.1
9	7	Jérôme D'AMBROSIO	BEL	DRAGON	PENSKE EV-2	1:02.285	23	26	+0.587	+0.047	111.0
10	18	André LOTTERER	DEU	TECHEETAH	Renault Z.E. 17	1:02.354	20	26	+0.656	+0.069	110.9
11	16	Oliver TURVEY	GBR	NIO Formula E Team	NextEV NIO Sport 003	1:02.382	23	26	+0.684	+0.028	110.8
12	3	Nelson PIQUET	BRA	Panasonic Jaguar Racing	Jaguar I-Type II	1:02.407	14	15	+0.709	+0.025	110.8
13	9	Sébastien BUEMI	CHE	Renault e.dams	Renault Z.E. 17	1:02.522	13	22	+0.824	+0.115	110.6
14	19	Felix ROSENQVIST	SWE	Mahindra Racing	Mahindra M4Electro	1:02.623	22	25	+0.925	+0.101	110.4
15	23	Nick HEIDFELD	DEU	Mahindra Racing	Mahindra M4Electro	1:02.818	18	25	+1.120	+0.195	110.0
16	4	Edoardo MORTARA	CHE	Venturi Formula E Team	Venturi VM200-FE-03	1:03.026	20	27	+1.328	+0.208	109.7
17	8	Nicolas PROST	FRA	Renault e.dams	Renault Z.E. 17	1:03.116	24	24	+1.418	+0.090	109.5
18	27	Tom BLOMQVIST	GBR	Andretti Formula E	Andretti ATEC-03	1:03.306	22	22	+1.608	+0.190	109.2
19	5	Maro ENGEL	DEU	Venturi Formula E Team	Venturi VM200-FE-03	1:03.475	25	26	+1.777	+0.169	108.9
20	68	MA Qing Hua	CHN	NIO Formula E Team	NextEV NIO Sport 003	1:03.841	24	25	+2.143	+0.366	108.3

FASTEST LAP

2	S. BIRD	GBR	DS Virgin Racing	DS Virgin DSV-03	1:01.698 on Lap 25	112.0 Kph

Race Director

Timekeeper

Series Partners:

Title Partner Global Partner Technical Partner Official Partners

No part of these results/data may be reproduced, stored in a retrieval system or transmitted in any form or by any means electronic, mechanical, photocopying, recording, broadcasting or otherwise without prior permission of the copyright holder except for reproduction in local/national/international daily press and regular printed publications on sale to the public within 90 days of the event to which the results/data relate and provided that the copyright symbol appears together with the name of the copyright holder.

The FÉDÉRATION INTERNATIONALE DE L'AUTOMOBILE logo, FÉDÉRATION INTERNATIONALE DE L'AUTOMOBILE, FIA logo, FIA, FIA FORMULA-E CHAMPIONSHIP, FIA FORMULA-E CHAMPIONSHIP logo and related marks are protectedtrademarks of the Fédération Internationale de l'Automobile (FIA), Chemin de Blandonnet 2, 1214 Vernier, Switzerland.

©2017, Fédération Internationale de l'Automobile (FIA)

FIA FORMULA E CHAMPIONSHIP 2017-18

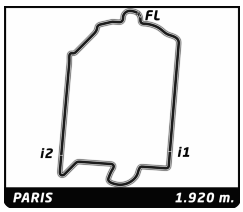

ABB FIA Formula E Championship

Round 8 - Paris ePrix

Non Qualifying Practice 1

Best Sector Times

Official Timekeeper TAGHeuer

Pos	SECTOR 1 Driver	Time	SECTOR 2 Driver	Time	SECTOR 3 Driver	Time	Pos	Driver	Ideal Lap	Best Lap	
1	2 S.BIRD	16.878	20 M.EVANS	24.084	66 D.ABT	20.384	1	2 S.BIRD	1:01.430	1:01.698	(1)
2	1 L.DI GRASSI	16.924	2 S.BIRD	24.152	2 S.BIRD	20.400	2	20 M.EVANS	1:01.673	1:01.999	(4)
3	66 D.ABT	16.990	66 D.ABT	24.311	1 L.DI GRASSI	20.432	3	66 D.ABT	1:01.685	1:01.790	(3)
4	36 A.LYNN	17.045	19 F.ROSENQVIST	24.319	25 J.VERGNE	20.452	4	1 L.DI GRASSI	1:01.716	1:01.716	(2)
5	6 J.LOPEZ	17.055	1 L.DI GRASSI	24.360	20 M.EVANS	20.499	5	25 J.VERGNE	1:01.996	1:02.023	(5)
6	25 J.VERGNE	17.064	16 O.TURVEY	24.374	6 J.LOPEZ	20.509	6	6 J.LOPEZ	1:02.012	1:02.224	(7)
7	20 M.EVANS	17.090	23 N.HEIDFELD	24.401	7 J.D'AMBROSIO	20.558	7	7 J.D'AMBROSIO	1:02.094	1:02.285	(9)
8	18 A.LOTTERER	17.112	7 J.D'AMBROSIO	24.408	28 A.DA COSTA	20.559	8	36 A.LYNN	1:02.118	1:02.208	(6)
9	7 J.D'AMBROSIO	17.128	18 A.LOTTERER	24.427	36 A.LYNN	20.578	9	28 A.DA COSTA	1:02.238	1:02.238	(8)
10	3 N.PIQUET	17.137	28 A.DA COSTA	24.430	9 S.BUEMI	20.654	10	18 A.LOTTERER	1:02.284	1:02.354	(10)
11	23 N.HEIDFELD	17.168	6 J.LOPEZ	24.448	3 N.PIQUET	20.712	11	16 O.TURVEY	1:02.297	1:02.382	(11)
12	16 O.TURVEY	17.209	3 N.PIQUET	24.458	16 O.TURVEY	20.714	12	3 N.PIQUET	1:02.307	1:02.407	(12)
13	19 F.ROSENQVIST	17.232	25 J.VERGNE	24.480	18 A.LOTTERER	20.745	13	9 S.BUEMI	1:02.376	1:02.522	(13)
14	9 S.BUEMI	17.237	4 E.MORTARA	24.484	8 N.PROST	20.922	14	19 F.ROSENQVIST	1:02.493	1:02.623	(14)
15	28 A.DA COSTA	17.249	9 S.BUEMI	24.485	4 E.MORTARA	20.940	15	23 N.HEIDFELD	1:02.514	1:02.818	(15)
16	4 E.MORTARA	17.370	36 A.LYNN	24.495	19 F.ROSENQVIST	20.942	16	4 E.MORTARA	1:02.794	1:03.026	(16)
17	27 T.BLOMQVIST	17.419	5 M.ENGEL	24.674	23 N.HEIDFELD	20.945	17	8 N.PROST	1:03.085	1:03.116	(17)
18	8 N.PROST	17.451	8 N.PROST	24.712	27 T.BLOMQVIST	20.990	18	27 T.BLOMQVIST	1:03.149	1:03.306	(18)
19	5 M.ENGEL	17.510	27 T.BLOMQVIST	24.740	5 M.ENGEL	21.006	19	5 M.ENGEL	1:03.190	1:03.475	(19)
20	68 MA Qing Hua	17.614	68 MA Qing Hua	25.084	68 MA Qing Hua	21.089	20	68 MA Qing Hua	1:03.787	1:03.841	(20)

Title Partner Global Partner Technical Partner Official Partners

FIA FORMULA E CHAMPIONSHIP 2017-18

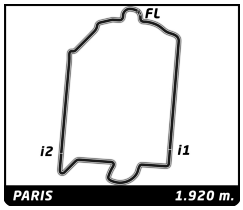

ABB FIA Formula E Championship

Round 8 - Paris ePrix

Non Qualifying Practice 1

Fastest Lap Sequence

Official Timekeeper TAGHeuer

Practice Time	Driver	Team	Car	Time	Kph	Lap
2:28.151	1 Lucas DI GRASSI	Audi Sport ABT Schaeffler	Audi e-tron FE04	**1:06.837**	103.4	2
2:36.660	28 Antonio Felix DA COSTA	Andretti Formula E	Andretti ATEC-03	**1:06.553**	103.9	2
2:57.136	18 André LOTTERER	TECHEETAH	Renault Z.E. 17	**1:06.465**	104.0	2
3:31.730	23 Nick HEIDFELD	Mahindra Racing	Mahindra M4Electro	**1:05.633**	105.3	2
3:33.671	1 Lucas DI GRASSI	Audi Sport ABT Schaeffler	Audi e-tron FE04	**1:05.520**	105.5	3
3:57.052	6 José Maria LOPEZ	DRAGON	PENSKE EV-2	**1:05.436**	105.6	3
4:00.101	20 Mitch EVANS	Panasonic Jaguar Racing	Jaguar I-Type II	**1:04.520**	107.1	3
4:08.660	16 Oliver TURVEY	NIO Formula E Team	NextEV NIO Sport 003	**1:04.109**	107.8	3
6:45.665	16 Oliver TURVEY	NIO Formula E Team	NextEV NIO Sport 003	**1:03.482**	108.9	5
7:07.270	3 Nelson PIQUET	Panasonic Jaguar Racing	Jaguar I-Type II	**1:03.355**	109.1	5
8:56.213	16 Oliver TURVEY	NIO Formula E Team	NextEV NIO Sport 003	**1:03.085**	109.6	7
20:41.925	1 Lucas DI GRASSI	Audi Sport ABT Schaeffler	Audi e-tron FE04	**1:02.833**	110.0	11
22:23.393	2 Sam BIRD	DS Virgin Racing	DS Virgin DSV-03	**1:02.728**	110.2	12
22:52.513	66 Daniel ABT	Audi Sport ABT Schaeffler	Audi e-tron FE04	**1:02.717**	110.2	13
22:56.391	1 Lucas DI GRASSI	Audi Sport ABT Schaeffler	Audi e-tron FE04	**1:02.121**	111.3	13
37:56.282	25 Jean-Eric VERGNE	TECHEETAH	Renault Z.E. 17	**1:02.023**	111.4	18
38:06.708	1 Lucas DI GRASSI	Audi Sport ABT Schaeffler	Audi e-tron FE04	**1:01.716**	112.0	21
45:49.728	2 Sam BIRD	DS Virgin Racing	DS Virgin DSV-03	**1:01.698**	112.0	25

Title Partner Global Partner Technical Partner Official Partners

FIA FORMULA E CHAMPIONSHIP 2017-18

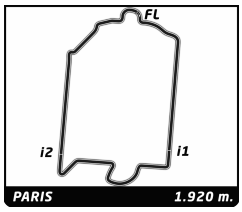

ABB FIA Formula E Championship

Round 8 - Paris ePrix

Non Qualifying Practice 1

Analysis

Official Timekeeper TAGHeuer

200KW | Personal Best | Session Best | **B** Crossing the finish line in pit lane

1 Lucas DI GRASSI — BRA

Audi Sport ABT Schaeffler — Audi e-tron FE04

Lap		Time	Sector 1	Sector 2	Sector 3	Kph	Elapsed
1	B	1:21.314	29.384	28.625	23.305	68.2	1:21.314
2	B	1:06.837	18.780	26.252	21.805	103.4	2:28.151
3	B	1:05.520	18.471	25.551	21.498	105.5	3:33.671
4	B	1:04.366	18.013	25.026	21.327	107.4	4:38.037
5	B	1:29.802	22.625	41.439	25.738	77.0	6:07.839
6	B	1:05.922	18.165	25.896	21.861	104.9	7:13.761
7	B	1:05.166	17.980	25.473	21.713	106.1	8:18.927
8	B	1:15.932	18.008	28.778	29.146	91.0	9:34.859
9	B	8:53.585 **B**	34.333	41.511	7:37.741	13.0	18:28.444
10	B	1:10.648	20.436	26.471	23.741	97.8	19:39.092
11	B	1:02.833	17.224	24.747	20.862	110.0	20:41.925
12	B	1:12.345	20.720	28.898	22.727	95.5	21:54.270
13	B	1:02.121	17.190	24.487	20.444	111.3	22:56.391
14	B	1:09.836	19.034	27.181	23.621	99.0	24:06.227
15	B	1:02.166	17.154	24.530	20.482	111.2	25:08.393
16	B	1:21.734	24.445	28.732	28.557	84.6	26:30.127
17	B	1:12.741	17.138	29.988	25.615	95.0	27:42.868
18	A	6:40.225 **B**	17.059	26.139	5:57.027	17.3	34:23.093
19	A	1:18.097	22.568	30.168	25.361	88.5	35:41.190
20	A	1:23.802 ■	21.122	29.325	33.355	82.5	37:04.992
21	A	1:01.716 ■	16.924	24.360	20.432	112.0	38:06.708
22	A	1:16.720 ■	21.502	27.696	27.522	90.1	39:23.428
23	A	1:03.067	17.171	24.621	21.275	109.6	40:26.495
24	A	1:13.836	19.407	27.702	26.727	93.6	41:40.331
25	A	1:08.777	17.033	24.718	27.026	100.5	42:49.108
26	A	1:06.805	17.250	25.283	24.272	103.5	43:55.913
27	A	1:02.147	16.946	24.492	20.709	111.2	44:58.060
28	A	1:19.545	18.852	29.284	31.409	86.9	46:17.605

2 Sam BIRD — GBR

DS Virgin Racing — DS Virgin DSV-03

Lap		Time	Sector 1	Sector 2	Sector 3	Kph	Elapsed
1	A	1:28.417	36.857	27.478	24.082	62.7	1:28.417
2	A	1:11.302	19.170	26.480	25.652	96.9	2:39.719
3	A	1:05.548	18.360	25.499	21.689	105.4	3:45.267
4	A	1:04.778	18.054	25.303	21.421	106.7	4:50.045
5	A	1:37.138	42.621	28.998	25.519	71.2	6:27.183
6	A	1:04.399	17.911	25.173	21.315	107.3	7:31.582
7	A	1:03.914	17.710	24.843	21.361	108.1	8:35.496
8	A	1:04.705	17.813	25.212	21.680	106.8	9:40.201
9	B	9:12.897 **B**	43.445	42.115	7:47.337	12.5	18:53.098
10	B	1:15.628	22.958	28.110	24.560	91.4	20:08.726
11	B	1:11.939	20.793	27.466	23.680	96.1	21:20.665
12	B	1:02.728	17.309	24.551	20.868	110.2	22:23.393
13	B	1:22.754	22.535	29.955	30.264	83.5	23:46.147
14	B	1:10.040	17.428	28.358	24.254	98.7	24:56.187
15	B	1:02.171	17.224	24.373	20.574	111.2	25:58.358
16	B	1:30.823	24.158	33.973	32.692	76.1	27:29.181
17	A	8:52.264 **B**	17.232	24.593	8:10.439	13.0	36:21.445
18	A	1:18.331	21.989	28.659	27.683	88.2	37:39.776
19	A	1:10.860	20.604	27.191	23.065	97.5	38:50.636
20	A	1:01.780	17.228	24.152	20.400	111.9	39:52.416
21	A	1:14.074	20.466	28.632	24.976	93.3	41:06.490
22	A	1:01.877	17.039	24.171	20.667	111.7	42:08.367
23	A	1:26.931	25.618	32.978	28.335	79.5	43:35.298
24	A	1:12.732	17.304	27.760	27.668	95.0	44:48.030
25	A	1:01.698 ■	16.878	24.346	20.474	112.0	45:49.728

3 Nelson PIQUET — BRA

Panasonic Jaguar Racing — Jaguar I-Type II

Lap		Time	Sector 1	Sector 2	Sector 3	Kph	Elapsed
1	A	2:12.792	1:17.835	29.990	24.967	41.7	2:12.792
2	A	1:12.508	20.483	28.497	23.528	95.3	3:25.300
3	A	1:04.665	17.803	25.543	21.319	106.9	4:29.965
4	A	1:33.950	17.562	39.007	37.381	73.6	6:03.915
5	A	1:03.355	17.445	24.969	20.941	109.1	7:07.270
6	A	1:10.345	17.349	26.145	26.851	98.3	8:17.615
7	A	1:03.328	17.217	25.067	21.044	109.1	9:20.943
8	B	25:24.003 **B**				4.5	34:44.946
9	B	1:15.717	23.362	28.203	24.152	91.3	36:00.663
10	B	1:10.994	18.895	26.375	25.724	97.4	37:11.657
11	B	1:02.919	17.426	24.615	20.878	109.9	38:14.576
12	B	3:37.610 **B**	17.137	24.969	2:55.504	31.8	41:52.186
13	B	1:18.803	20.415	33.545	24.843	87.7	43:10.989
14	B	1:02.407	17.237	24.458	20.712	110.8	44:13.396
15	B	1:33.388	21.022	37.790	34.576	74.0	45:46.784

4 Edoardo MORTARA — CHE

Venturi Formula E Team — Venturi VM200-FE-03

Lap		Time	Sector 1	Sector 2	Sector 3	Kph	Elapsed
1	A	1:42.492	47.441	31.674	23.377	54.1	1:42.492
2	A	1:10.887	20.056	27.171	23.660	97.5	2:53.379
3	A	1:07.911	19.113	25.988	22.810	101.8	4:01.290
4	A	1:18.251	18.809	25.428	34.014	88.3	5:19.541
5	A	1:21.279	32.324	26.030	22.925	85.0	6:40.820
6	A	1:05.703	18.494	25.075	22.134	105.2	7:46.523
7	A	1:05.413	18.204	25.110	22.099	105.7	8:51.936
8	A	9:57.992 **B**	18.391	25.057	9:14.544	11.6	18:49.928
9	A	1:12.603	21.261	26.003	25.339	95.2	20:02.531
10	A	1:05.011	18.176	25.240	21.595	106.3	21:07.542
11	A	1:04.642	18.133	25.012	21.497	106.9	22:12.184
12	A	1:05.897	18.042	26.383	21.472	104.9	23:18.081
13	A	1:04.397	17.932	24.945	21.520	107.3	24:22.478
14	A	1:15.035	21.362	29.551	24.122	92.1	25:37.513
15	A	1:07.941	17.426	28.623	21.892	101.7	26:45.454
16	A	1:03.469	17.662	24.718	21.089	108.9	27:48.923
17	B	6:35.624 **B**	17.623	27.758	5:50.243	17.5	34:24.547
18	B	1:18.788	23.071	29.727	25.990	87.7	35:43.335
19	B	1:08.309	18.272	25.623	24.414	101.2	36:51.644
20	B	1:03.026	17.370	24.716	20.940	109.7	37:54.670
21	B	1:15.400	18.959	29.899	26.542	91.7	39:10.070
22	B	1:04.512	17.514	24.484	22.514	107.1	40:14.582
23	B	1:12.494	18.127	27.491	26.876	95.3	41:27.076
24	B	1:03.360	17.532	24.718	21.110	109.1	42:30.436
25	B	1:10.135	17.574	29.332	23.229	98.6	43:40.571
26	B	1:03.178	17.442	24.615	21.121	109.4	44:43.749
27	B	1:15.584	22.325	30.868	22.391	91.4	45:59.333

5 Maro ENGEL — DEU

Venturi Formula E Team — Venturi VM200-FE-03

Lap		Time	Sector 1	Sector 2	Sector 3	Kph	Elapsed
1	A	1:48.396	51.882	29.841	26.673	51.1	1:48.396
2	A	1:07.747	19.086	26.266	22.395	102.0	2:56.143
3	A	1:09.069	18.380	25.803	24.886	100.1	4:05.212
4	A	1:29.989	18.202	25.365	46.422	76.8	5:35.201

Title Partner Global Partner Technical Partner Official Partners

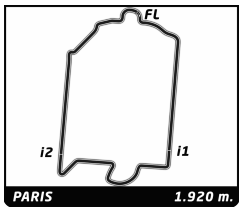

ABB FIA Formula E Championship

Round 8 - Paris ePrix

Non Qualifying Practice 1

Analysis

Official Timekeeper TAGHeuer

200KW | Personal Best | Session Best | **B** Crossing the finish line in pit lane

Lap		Time	Sector 1	Sector 2	Sector 3	Kph	Elapsed
5	A	1:09.038	20.668	25.649	22.721	100.1	6:44.239
6	A	1:05.336	17.826	25.183	22.327	105.8	7:49.575
7	A	1:04.688	17.964	25.161	21.563	106.9	8:54.263
8	B	9:50.901 B	17.827	25.076	9:07.998	11.7	18:45.164
9	B	1:14.518	21.687	28.538	24.293	92.8	19:59.682
10	B	1:06.286	18.206	26.403	21.677	104.3	21:05.968
11	B	1:04.293	17.987	25.169	21.137	107.5	22:10.261
12	B	1:11.178	17.650	32.100	21.428	97.1	23:21.439
13	B	1:03.832	17.745	25.073	21.014	108.3	24:25.271
14	B	1:03.586	17.724	24.831	21.031	108.7	25:28.857
15	B	1:06.029	18.128	25.084	22.817	104.7	26:34.886
16	B	1:03.556	17.722	24.818	21.016	108.8	27:38.442
17	B	7:21.072 B	17.616	24.679	6:38.777	15.7	34:59.514
18	B	1:09.712	20.690	26.041	22.981	99.2	36:09.226
19	B	1:05.915	18.868	25.444	21.603	104.9	37:15.141
20	B	1:04.844	18.230	25.154	21.460	106.6	38:19.985
21	B	1:05.337	18.169	25.308	21.860	105.8	39:25.322
22	B	1:05.755	18.212	25.144	22.399	105.1	40:31.077
23	B	1:04.699	18.134	25.047	21.518	106.8	41:35.776
24	B	1:10.960	18.228	25.078	27.654	97.4	42:46.736
25	B	1:03.475	17.795	24.674	21.006	108.9	43:50.211
26	B	1:11.709	17.510	30.762	23.437	96.4	45:01.920

6 José Maria LOPEZ — ARG

DRAGON — PENSKE EV-2

Lap		Time	Sector 1	Sector 2	Sector 3	Kph	Elapsed
1	A	1:40.878	45.854	29.424	25.600	55.0	1:40.878
2	A	1:10.738	20.096	28.062	22.580	97.7	2:51.616
3	A	1:05.436	18.405	25.593	21.438	105.6	3:57.052
4	A	1:14.549	18.606	25.629	30.314	92.7	5:11.601
5	A	1:24.036	36.298	26.355	21.383	82.3	6:35.637
6	A	1:04.009	17.836	24.981	21.192	108.0	7:39.646
7	A	1:09.526	17.841	25.398	26.287	99.4	8:49.172
8	B	9:51.386 B	18.020	24.901	9:08.465	11.7	18:40.558
9	B	1:27.196	25.760	30.392	31.044	79.3	20:07.754
10	B	1:21.453	22.346	30.197	28.910	84.9	21:29.207
11	B	1:03.237	17.654	24.893	20.690	109.3	22:32.444
12	B	11:43.052 B	18.062	28.859	...	9.8	34:15.496
13	B	1:22.365	24.825	29.892	27.648	83.9	35:37.861
14	B	1:03.177	17.547	24.973	20.657	109.4	36:41.038
15	B	1:02.368	17.093	24.687	20.588	110.8	37:43.406
16	B	1:18.745	23.108	29.649	25.988	87.8	39:02.151
17	B	1:02.224	17.264	24.451	20.509	111.1	40:04.375
18	B	1:15.959	19.505	30.704	25.750	91.0	41:20.334
19	B	1:33.914	17.076	24.448	52.390	73.6	42:54.248
20	B	1:03.877	17.055	24.601	22.221	108.2	43:58.125
21	B	1:02.969	17.271	24.682	21.016	109.8	45:01.094

7 Jérôme D'AMBROSIO — BEL

DRAGON — PENSKE EV-2

Lap		Time	Sector 1	Sector 2	Sector 3	Kph	Elapsed
1	B	1:39.590	44.452	29.524	25.614	55.7	1:39.590
2	B	1:10.737	20.983	27.328	22.426	97.7	2:50.327
3	B	1:05.533	18.372	25.646	21.515	105.5	3:55.860
4	A	2:16.543 B	19.475	27.259	1:29.809	50.6	6:12.403
5	A	1:21.808	24.846	32.416	24.546	84.5	7:34.211
6	A	1:08.247	19.997	25.747	22.503	101.3	8:42.458
7	A	9:57.019 B	17.895	25.280	9:13.844	11.6	18:39.477
8	A	1:14.856	21.770	26.135	26.951	92.3	19:54.333
9	A	1:03.485	17.678	24.807	21.000	108.9	20:57.818
10	A	1:08.770	17.545	24.810	26.415	100.5	22:06.588
11	A	1:02.987	17.339	24.774	20.874	109.7	23:09.575
12	A	1:10.122	19.792	28.291	22.039	98.6	24:19.697
13	A	1:02.761	17.369	24.652	20.740	110.1	25:22.458
14	A	1:15.829	18.979	29.871	26.979	91.2	26:38.287
15	A	1:05.449	18.209	25.600	21.640	105.6	27:43.736
16	B	6:33.443 B	19.078	30.202	5:44.163	17.6	34:17.179
17	B	1:10.153	21.591	26.637	21.925	98.5	35:27.332
18	B	1:07.836	17.247	27.425	23.164	101.9	36:35.168
19	B	1:02.540	17.303	24.568	20.669	110.5	37:37.708
20	B	1:08.886	19.453	27.387	22.046	100.3	38:46.594
21	B	1:02.364	17.214	24.592	20.558	110.8	39:48.958
22	B	1:12.900	18.346	27.997	26.557	94.8	41:01.858
23	B	1:02.285	17.284	24.408	20.593	111.0	42:04.143
24	B	1:13.452	19.197	28.790	25.465	94.1	43:17.595
25	B	1:05.708	17.128	24.614	23.966	105.2	44:23.303
26	B	1:03.278	17.140	24.840	21.298	109.2	45:26.581

8 Nicolas PROST — FRA

Renault e.dams — Renault Z.E. 17

Lap		Time	Sector 1	Sector 2	Sector 3	Kph	Elapsed
1	A	3:16.753	2:25.687	28.071	22.995	28.2	3:16.753
2	A	1:08.840	19.818	26.231	22.791	100.4	4:25.593
3	A	1:32.732	18.768	39.847	34.117	74.5	5:58.325
4	A	1:06.173	18.834	25.575	21.764	104.5	7:04.498
5	A	1:05.247	18.288	25.420	21.539	105.9	8:09.745
6	A	1:04.734	18.047	25.189	21.498	106.8	9:14.479
7	B	10:02.581 B	18.092	34.068	9:10.421	11.5	19:17.060
8	B	1:13.507	22.818	27.623	23.066	94.0	20:30.567
9	B	1:11.075	19.057	27.197	24.821	97.2	21:41.642
10	B	1:04.299	17.761	25.220	21.318	107.5	22:45.941
11	B	1:14.809	23.231	28.714	22.864	92.4	24:00.750
12	B	1:06.544	17.712	24.924	23.908	103.9	25:07.294
13	B	1:04.049	17.682	24.917	21.450	107.9	26:11.343
14	B	1:14.641	22.276	26.816	25.549	92.6	27:25.984
15	A	7:37.227 B	17.615	24.840	6:54.772	15.1	35:03.211
16	A	1:10.254	21.489	26.075	22.690	98.4	36:13.465
17	A	1:07.218	18.269	27.196	21.753	102.8	37:20.683
18	A	1:03.232	17.451	24.758	21.023	109.3	38:23.915
19	A	1:14.124	17.708	29.261	27.155	93.2	39:38.039
20	A	1:04.675	17.520	24.712	22.443	106.9	40:42.714
21	A	1:12.459	17.593	26.264	28.602	95.4	41:55.173
22	A	1:06.034	17.855	26.238	21.941	104.7	43:01.207
23	A	1:11.788	17.479	25.801	28.508	96.3	44:12.995
24	A	1:03.116	17.473	24.721	20.922	109.5	45:16.111

9 Sébastien BUEMI — CHE

Renault e.dams — Renault Z.E. 17

Lap		Time	Sector 1	Sector 2	Sector 3	Kph	Elapsed
1	A	3:08.160	2:18.262	26.949	22.949	29.5	3:08.160
2	A	1:06.141	18.881	25.493	21.767	104.5	4:14.301
3	A	1:31.521	18.329	26.944	46.248	75.5	5:45.822
4	A	1:04.723	18.238	25.129	21.356	106.8	6:50.545
5	A	1:04.428	18.250	24.972	21.206	107.3	7:54.973
6	A	1:03.825	17.880	24.799	21.146	108.3	8:58.798
7	B	9:53.446 B	17.772	24.782	9:10.892	11.6	18:52.244
8	B	1:13.815	22.841	26.494	24.480	93.6	20:06.059
9	B	1:03.428	17.913	24.763	20.752	109.0	21:09.487

Title Partner Global Partner Technical Partner Official Partners

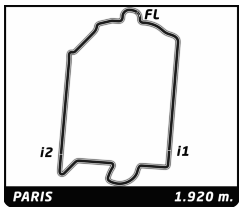

ABB FIA Formula E Championship

Round 8 - Paris ePrix

Non Qualifying Practice 1

Analysis

Official Timekeeper TAGHeuer

200KW | Personal Best | Session Best | **B** Crossing the finish line in pit lane

Lap		Time	Sector 1	Sector 2	Sector 3	Kph	Elapsed
10	B	1:13.502	20.711	31.001	21.790	94.0	22:22.989
11	B	1:02.867	17.424	24.714	20.729	109.9	23:25.856
12	B	1:15.640	21.078	31.518	23.044	91.4	24:41.496
13	B	1:02.522	17.383	24.485	20.654	110.6	25:44.018
14	B	1:14.022	17.528	31.200	25.294	93.4	26:58.040
15	B	1:04.955	17.326	24.616	23.013	106.4	28:02.995
16	B	7:26.037 B	18.317	44.168	6:23.552	15.5	35:29.032
17	B	1:14.912	22.479	28.655	23.778	92.3	36:43.944
18	B	1:02.851	17.318	24.699	20.834	110.0	37:46.795
19	B	1:20.618	24.835	29.983	25.800	85.7	39:07.413
20	A	4:07.014 B	17.237	24.528	3:25.249	28.0	43:14.427
21	A	1:10.691	23.054	25.960	21.677	97.8	44:25.118
22	A	1:03.702	17.605	24.748	21.349	108.5	45:28.820

16 Oliver TURVEY — GBR

NIO Formula E Team — NextEV NIO Sport 003

Lap		Time	Sector 1	Sector 2	Sector 3	Kph	Elapsed
1	A	1:51.188	53.164	31.353	26.671	49.9	1:51.188
2	A	1:13.363	20.472	27.448	25.443	94.2	3:04.551
3	A	1:04.109	17.825	25.096	21.188	107.8	4:08.660
4	A	1:33.523	17.806	27.491	48.226	73.9	5:42.183
5	A	1:03.482	17.616	24.869	20.997	108.9	6:45.665
6	A	1:07.463	17.584	25.301	24.578	102.5	7:53.128
7	A	1:03.085	17.311	24.829	20.945	109.6	8:56.213
8	A	10:00.452 B	21.153	29.772	9:09.527	11.5	18:56.665
9	A	1:12.707	21.940	27.302	23.465	95.1	20:09.372
10	A	1:05.688	18.861	25.369	21.458	105.2	21:15.060
11	A	1:04.268	17.884	25.063	21.321	107.5	22:19.328
12	A	1:03.820	17.585	24.871	21.364	108.3	23:23.148
13	A	1:03.922	17.816	24.824	21.282	108.1	24:27.070
14	A	1:03.883	17.594	24.936	21.353	108.2	25:30.953
15	A	1:05.160	17.723	25.004	22.433	106.1	26:36.113
16	B	7:44.124 B	17.925	24.970	7:01.229	14.9	34:20.237
17	B	1:18.244	23.054	29.347	25.843	88.3	35:38.481
18	B	1:11.221	19.467	27.494	24.260	97.1	36:49.702
19	B	1:02.595	17.313	24.374	20.908	110.4	37:52.297
20	B	1:12.514	18.686	28.508	25.320	95.3	39:04.811
21	B	1:02.669	17.376	24.387	20.906	110.3	40:07.480
22	B	1:10.923	17.285	24.863	28.775	97.5	41:18.403
23	B	1:02.382	17.209	24.459	20.714	110.8	42:20.785
24	B	1:07.082	17.911	25.323	23.848	103.0	43:27.867
25	B	1:02.821	17.241	24.524	21.056	110.0	44:30.688
26	B	1:04.265	17.341	24.780	22.144	107.6	45:34.953

18 André LOTTERER — DEU

TECHEETAH — Renault Z.E. 17

Lap		Time	Sector 1	Sector 2	Sector 3	Kph	Elapsed
1	A	1:50.671	52.639	30.850	27.182	50.1	1:50.671
2	A	1:06.465	18.710	25.932	21.823	104.0	2:57.136
3	A	1:05.616	18.439	25.788	21.389	105.3	4:02.752
4	A	1:17.984	17.961	25.968	34.055	88.6	5:20.736
5	A	1:19.266	30.312	25.773	23.181	87.2	6:40.002
6	A	1:04.042	17.820	25.063	21.159	107.9	7:44.044
7	A	1:07.237	17.721	25.425	24.091	102.8	8:51.281
8	B	9:46.794 B	17.630	24.889	9:04.275	11.8	18:38.075
9	B	1:11.867	21.938	26.854	23.075	96.2	19:49.942
10	B	1:04.807	18.047	25.240	21.520	106.7	20:54.749
11	B	1:04.194	17.842	25.033	21.319	107.7	21:58.943
12	B	1:03.945	17.823	24.894	21.228	108.1	23:02.888
13	B	1:06.934	18.039	25.219	23.676	103.3	24:09.822
14	B	1:04.140	17.723	25.118	21.299	107.8	25:13.962
15	B	1:04.880	17.662	25.139	22.079	106.5	26:18.842
16	B	1:04.403	17.491	24.891	22.021	107.3	27:23.245
17	A	7:09.826 B	17.449	24.996	6:27.381	16.1	34:33.071
18	A	1:20.470	20.835	29.790	29.845	85.9	35:53.541
19	A	1:32.198	17.358	49.689	25.151	75.0	37:25.739
20	A	1:02.354	17.182	24.427	20.745	110.9	38:28.093
21	A	1:11.511	17.340	28.041	26.130	96.7	39:39.604
22	A	1:05.442	17.296	24.506	23.640	105.6	40:45.046
23	A	1:05.165	17.183	24.719	23.263	106.1	41:50.211
24	A	1:05.562	17.112	24.632	23.818	105.4	42:55.773
25	A	1:15.779	17.290	24.676	33.813	91.2	44:11.552
26	A	1:03.399	17.583	24.905	20.911	109.0	45:14.951

19 Felix ROSENQVIST — SWE

Mahindra Racing — Mahindra M4Electro

Lap		Time	Sector 1	Sector 2	Sector 3	Kph	Elapsed
1	B	1:25.785	31.803	29.547	24.435	64.6	1:25.785
2	B	1:08.921	19.170	26.752	22.999	100.3	2:34.706
3	B	1:06.777	17.875	25.119	23.783	103.5	3:41.483
4	B	1:19.510	17.817	34.647	27.046	86.9	5:00.993
5	B	1:32.826	43.167	27.705	21.954	74.5	6:33.819
6	B	1:05.070	18.267	25.410	21.393	106.2	7:38.889
7	B	1:04.501	17.983	25.245	21.273	107.2	8:43.390
8	B	9:46.922 B	17.806	25.535	9:03.581	11.8	18:30.312
9	B	1:15.356	21.515	26.525	27.316	91.7	19:45.668
10	B	1:04.741	18.211	25.240	21.290	106.8	20:50.409
11	B	1:04.798	18.079	25.273	21.446	106.7	21:55.207
12	B	1:04.959	18.426	25.077	21.456	106.4	23:00.166
13	B	1:17.346	24.246	29.472	23.628	89.4	24:17.512
14	B	1:02.944	17.395	24.607	20.942	109.8	25:20.456
15	B	1:23.228	29.173	30.536	23.519	83.0	26:43.684
16	A	7:21.008 B	17.232	24.337	6:39.439	15.7	34:04.692
17	A	1:16.224	22.319	29.273	24.632	90.7	35:20.916
18	A	1:07.931	19.698	26.340	21.893	101.8	36:28.847
19	A	1:08.256	17.816	26.579	23.861	101.3	37:37.103
20	A	1:42.514	17.242	57.686	27.586	67.4	39:19.617
21	A	1:06.152	17.365	24.676	24.111	104.5	40:25.769
22	A	1:02.623	17.338	24.319	20.966	110.4	41:28.392
23	A	1:22.835	21.556	31.405	29.874	83.4	42:51.227
24	A	1:05.488	17.274	25.276	22.938	105.5	43:56.715
25	A	1:15.120	17.510	24.986	32.624	92.0	45:11.835

20 Mitch EVANS — NZL

Panasonic Jaguar Racing — Jaguar I-Type II

Lap		Time	Sector 1	Sector 2	Sector 3	Kph	Elapsed
1	A	1:45.965	50.574	30.022	25.369	52.3	1:45.965
2	A	1:09.616	18.798	26.844	23.974	99.3	2:55.581
3	A	1:04.520	17.906	25.379	21.235	107.1	4:00.101
4	A	1:15.579	17.625	25.272	32.682	91.5	5:15.680
5	A	1:22.325	33.577	25.702	23.046	84.0	6:38.005
6	A	1:04.099	17.505	25.043	21.551	107.8	7:42.104
7	A	1:23.000	17.421	35.502	30.077	83.3	9:05.104
8	A	9:56.304 B	18.226	26.467	9:11.611	11.6	19:01.408
9	A	1:14.527	22.794	28.349	23.384	92.7	20:15.935
10	A	1:05.608	18.202	25.420	21.986	105.4	21:21.543
11	A	1:04.846	18.050	25.054	21.742	106.6	22:26.389
12	A	1:04.451	18.102	24.994	21.355	107.2	23:30.840

Title Partner Global Partner Technical Partner Official Partners

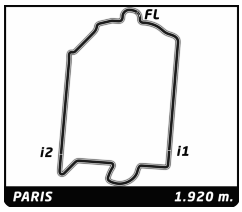

ABB FIA Formula E Championship

Round 8 - Paris ePrix

Non Qualifying Practice 1

Analysis

Official Timekeeper TAGHeuer

200KW | Personal Best | Session Best | **B** Crossing the finish line in pit lane

Lap		Time	Sector 1	Sector 2	Sector 3	Kph	Elapsed
13	A	1:16.318	22.624	28.914	24.780	90.6	24:47.158
14	A	1:02.649	17.360	24.466	20.823	110.3	25:49.807
15	B	8:39.779 B	20.298	27.134	7:52.347	13.3	34:29.586
16	B	1:25.565	25.386	30.748	29.431	80.8	35:55.151
17	B	1:12.426	19.728	27.963	24.735	95.4	37:07.577
18	B	1:02.131	17.328	24.245	20.558	111.2	38:09.708
19	B	1:25.373	20.390	31.040	33.943	81.0	39:35.081
20	B	1:02.450	17.090	24.084	21.276	110.7	40:37.531
21	B	1:21.480	20.264	33.315	27.901	84.8	41:59.011
22	B	1:02.561	17.153	24.225	21.183	110.5	43:01.572
23	B	1:18.077	18.757	31.639	27.681	88.5	44:19.649
24	B	1:01.999	17.091	24.409	20.499	111.5	45:21.648

23 Nick HEIDFELD — DEU

Mahindra Racing — Mahindra M4Electro

Lap		Time	Sector 1	Sector 2	Sector 3	Kph	Elapsed
1	A	2:26.097	1:35.788	27.451	22.858	37.9	2:26.097
2	A	1:05.633	18.530	25.604	21.499	105.3	3:31.730
3	A	1:04.595	17.901	25.008	21.686	107.0	4:36.325
4	A	1:30.538	19.479	45.293	25.766	76.3	6:06.863
5	A	1:06.344	18.689	25.887	21.768	104.2	7:13.207
6	A	1:05.307	18.142	25.401	21.764	105.8	8:18.514
7	A	1:09.549	17.920	25.613	26.016	99.4	9:28.063
8	A	9:58.349 B	27.205	43.748	8:47.396	11.6	19:26.412
9	A	1:14.891	21.899	28.307	24.685	92.3	20:41.303
10	A	1:04.180	17.793	25.029	21.358	107.7	21:45.483
11	A	1:04.485	17.569	25.591	21.325	107.2	22:49.968
12	A	1:04.447	17.861	25.117	21.469	107.3	23:54.415
13	A	1:07.949	17.811	25.219	24.919	101.7	25:02.364
14	A	1:03.282	17.655	24.543	21.084	109.2	26:05.646
15	B	8:25.831 B	20.707	28.711	7:36.413	13.7	34:31.477
16	B	1:19.537	21.521	28.605	29.411	86.9	35:51.014
17	B	1:06.071	17.974	25.084	23.013	104.6	36:57.085
18	B	1:02.818	17.472	24.401	20.945	110.0	37:59.903
19	B	1:14.017	18.530	28.058	27.429	93.4	39:13.920
20	B	1:04.990	17.542	24.722	22.726	106.4	40:18.910
21	B	1:05.834	17.429	24.566	23.839	105.0	41:24.744
22	B	1:02.859	17.335	24.454	21.070	110.0	42:27.603
23	B	1:21.170	21.539	31.765	27.866	85.2	43:48.773
24	B	1:08.663	17.168	28.587	22.908	100.7	44:57.436
25	B	1:07.892	17.328	24.743	25.821	101.8	46:05.328

25 Jean-Eric VERGNE — FRA

TECHEETAH — Renault Z.E. 17

Lap		Time	Sector 1	Sector 2	Sector 3	Kph	Elapsed
1	A	3:05.940	2:08.483	29.750	27.707	29.8	3:05.940
2	A	1:06.213	18.814	25.629	21.770	104.4	4:12.153
3	A	1:32.599	17.988	27.847	46.764	74.6	5:44.752
4	A	1:04.967	18.125	25.385	21.457	106.4	6:49.719
5	A	1:04.360	17.846	25.035	21.479	107.4	7:54.079
6	A	1:03.882	17.769	24.873	21.240	108.2	8:57.961
7	A	9:38.265 B	17.635	25.010	8:55.620	12.0	18:36.226
8	A	1:12.886	22.214	27.363	23.309	94.8	19:49.112
9	A	1:02.878	17.359	24.766	20.753	109.9	20:51.990
10	A	1:09.340	18.841	28.395	22.104	99.7	22:01.330
11	A	1:02.598	17.342	24.641	20.615	110.4	23:03.928
12	B	2:38.131 B	18.626	27.146	1:52.359	43.7	25:42.059
13	B	1:23.633	25.328	31.940	26.365	82.6	27:05.692
14	B	1:09.182	19.182	26.885	23.115	99.9	28:14.874
15	B	6:11.806 B	25.473	41.483	5:04.850	18.6	34:26.680
16	B	1:21.426	24.224	29.741	27.461	84.9	35:48.106
17	B	1:06.153	17.222	24.546	24.385	104.5	36:54.259
18	B	1:02.023	17.072	24.499	20.452	111.4	37:56.282
19	A	2:20.313 B	18.599	27.606	1:34.108	49.3	40:16.595
20	A	1:15.657	22.756	25.773	27.128	91.4	41:32.252
21	A	1:07.165	17.345	27.599	22.221	102.9	42:39.417
22	A	1:02.105	17.064	24.480	20.561	111.3	43:41.522
23	A	1:09.849	18.639	27.364	23.846	99.0	44:51.371
24	A	1:02.095	17.107	24.484	20.504	111.3	45:53.466

27 Tom BLOMQVIST — GBR

Andretti Formula E — Andretti ATEC-03

Lap		Time	Sector 1	Sector 2	Sector 3	Kph	Elapsed
1	A	4:39.754	3:41.377	31.106	27.271	19.8	4:39.754
2	A	1:35.016	33.512	37.134	24.370	72.7	6:14.770
3	A	1:04.992	18.320	25.331	21.341	106.4	7:19.762
4	A	1:04.917	18.055	24.952	21.910	106.5	8:24.679
5	A	1:17.807	19.935	34.923	22.949	88.8	9:42.486
6	A	9:04.242 B	43.424	42.096	7:38.722	12.7	18:46.728
7	A	1:13.557	21.246	28.197	24.114	94.0	20:00.285
8	A	1:06.322	18.671	25.881	21.770	104.2	21:06.607
9	A	1:04.927	18.141	25.236	21.550	106.5	22:11.534
10	A	1:05.066	17.917	25.482	21.667	106.2	23:16.600
11	A	1:04.881	18.073	25.280	21.528	106.5	24:21.481
12	A	1:04.560	17.996	25.129	21.435	107.1	25:26.041
13	B	8:52.804 B	17.807	25.557	8:09.440	13.0	34:18.845
14	B	1:16.360	22.739	29.538	24.083	90.5	35:35.205
15	B	1:11.359	19.676	28.337	23.346	96.9	36:46.564
16	B	1:03.376	17.631	24.755	20.990	109.1	37:49.940
17	B	1:26.161	26.557	32.880	26.724	80.2	39:16.101
18	B	1:05.073	17.539	25.359	22.175	106.2	40:21.174
19	B	1:25.687	25.939	31.857	27.891	80.7	41:46.861
20	B	1:10.760	17.419	24.740	28.601	97.7	42:57.621
21	B	1:03.640	17.461	24.970	21.209	108.6	44:01.261
22	B	1:03.306	17.511	24.803	20.992	109.2	45:04.567

28 Antonio Felix DA COSTA — PRT

Andretti Formula E — Andretti ATEC-03

Lap		Time	Sector 1	Sector 2	Sector 3	Kph	Elapsed
1	B	1:30.107	40.503	27.231	22.373	61.5	1:30.107
2	B	1:06.553	18.878	25.848	21.827	103.9	2:36.660
3	B	1:06.067	18.413	25.618	22.036	104.6	3:42.727
4	B	1:05.253	18.359	25.357	21.537	105.9	4:47.980
5	B	1:33.991	41.874	30.587	21.530	73.5	6:21.971
6	B	1:04.536	18.191	24.979	21.366	107.1	7:26.507
7	B	1:04.354	17.845	24.939	21.570	107.4	8:30.861
8	B	1:04.653	17.926	25.146	21.581	106.9	9:35.514
9	B	9:07.715 B	36.323	41.892	7:49.500	12.6	18:43.229
10	B	1:13.378	21.692	28.366	23.320	94.2	19:56.607
11	B	1:03.611	17.677	24.882	21.052	108.7	21:00.218
12	B	1:15.493	17.418	36.465	21.610	91.6	22:15.711
13	B	1:03.550	17.507	24.965	21.078	108.8	23:19.261
14	B	1:04.061	17.485	25.201	21.375	107.9	24:23.322
15	B	1:03.731	17.684	24.990	21.057	108.5	25:27.053
16	A	8:47.413 B	17.546	25.326	8:04.541	13.1	34:14.466
17	A	1:15.019	22.190	28.434	24.395	92.1	35:29.485
18	A	1:09.433	18.416	27.897	23.120	99.5	36:38.918
19	A	1:02.990	17.451	24.578	20.961	109.7	37:41.908

Title Partner | Global Partner | Technical Partner | Official Partners
ABB | Julius Bär | MICHELIN | TAGHeuer | Qualcomm | DHL | VISA | G.H.MUMM | enel | Allianz | BOSS

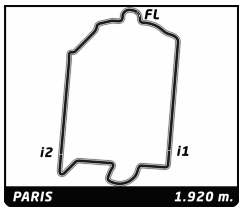

ABB FIA Formula E Championship

Round 8 - Paris ePrix

Non Qualifying Practice 1

Analysis

Official Timekeeper TAGHeuer

200KW | Personal Best | Session Best | **B** Crossing the finish line in pit lane

Lap		Time	Sector 1	Sector 2	Sector 3	Kph	Elapsed
20	A	1:14.243	21.244	29.449	23.550	93.1	38:56.151
21	A	1:02.238	17.249	24.430	20.559	111.1	39:58.389
22	A	1:16.322	19.358	29.677	27.287	90.6	41:14.711
23	A	1:03.137	17.265	24.807	21.065	109.5	42:17.848

36 Alex LYNN — GBR

DS Virgin Racing — DS Virgin DSV-03

Lap		Time	Sector 1	Sector 2	Sector 3	Kph	Elapsed
1	A	1:27.686	35.322	28.347	24.017	63.2	1:27.686
2	A	1:08.082	19.099	26.330	22.653	101.5	2:35.768
3	A	1:06.495	18.448	25.800	22.247	103.9	3:42.263
4	A	1:05.040	18.209	25.250	21.581	106.3	4:47.303
5	A	1:35.686	42.028	31.729	21.929	72.2	6:22.989
6	A	1:05.678	18.038	26.060	21.580	105.2	7:28.667
7	A	1:04.129	17.918	24.980	21.231	107.8	8:32.796
8	A	1:04.718	17.833	25.336	21.549	106.8	9:37.514
9	B	9:25.464 B	41.417	42.223	8:01.824	12.2	19:02.978
10	B	1:15.615	23.227	28.212	24.176	91.4	20:18.593
11	B	1:13.766	20.497	27.650	25.619	93.7	21:32.359
12	B	1:03.374	17.713	24.846	20.815	109.1	22:35.733
13	B	1:02.967	17.286	24.784	20.897	109.8	23:38.700
14	B	1:12.278	19.961	28.084	24.233	95.6	24:50.978
15	B	1:02.548	17.344	24.495	20.709	110.5	25:53.526
16	B	1:17.823	22.148	30.007	25.668	88.8	27:11.349
17	B	1:07.487	17.469	24.889	25.129	102.4	28:18.836
18	A	7:46.564 B	44.248	42.015	6:20.301	14.8	36:05.400
19	A	1:17.781	24.125	28.829	24.827	88.9	37:23.181
20	A	1:17.305	22.220	28.223	26.862	89.4	38:40.486
21	A	1:02.466	17.328	24.560	20.578	110.7	39:42.952
22	A	1:14.590	20.873	28.417	25.300	92.7	40:57.542
23	A	1:02.208	17.045	24.535	20.628	111.1	41:59.750
24	A	1:13.267	19.550	29.673	24.044	94.3	43:13.017
25	A	1:02.631	17.292	24.700	20.639	110.4	44:15.648
26	A	1:16.523	20.231	31.259	25.033	90.3	45:32.171

66 Daniel ABT — DEU

Audi Sport ABT Schaeffler — Audi e-tron FE04

Lap		Time	Sector 1	Sector 2	Sector 3	Kph	Elapsed
1	A	1:23.964	30.427	28.494	25.043	66.0	1:23.964
2	A	1:07.726	19.259	26.261	22.206	102.1	2:31.690
3	A	1:06.606	18.920	25.900	21.786	103.8	3:38.296
4	A	1:05.205	18.333	25.260	21.612	106.0	4:43.501
5	A	1:33.250	35.989	34.651	22.610	74.1	6:16.751
6	A	1:04.425	18.110	25.180	21.135	107.3	7:21.176
7	A	1:04.428	18.183	24.990	21.255	107.3	8:25.604
8	A	1:03.735	17.656	24.815	21.264	108.4	9:29.339
9	A	9:00.296 B	29.881	41.671	7:48.744	12.8	18:29.635
10	A	1:13.069	20.964	27.043	25.062	94.6	19:42.704
11	A	1:03.618	17.689	24.822	21.107	108.6	20:46.322
12	A	1:03.474	17.361	25.139	20.974	108.9	21:49.796
13	A	1:02.717	17.406	24.560	20.751	110.2	22:52.513
14	A	1:15.506	20.387	32.634	22.485	91.5	24:08.019
15	A	1:12.073	17.216	32.088	22.769	95.9	25:20.092
16	A	1:02.701	17.280	24.569	20.852	110.2	26:22.793
17	A	1:11.597	19.129	28.796	23.672	96.5	27:34.390
18	B	6:29.033 B	17.175	24.511	5:47.347	17.8	34:03.423
19	B	1:14.525	21.396	28.962	24.167	92.7	35:17.948
20	B	1:02.699	17.399	24.571	20.729	110.2	36:20.647
21	B	1:13.796	17.089	25.608	31.099	93.7	37:34.443
22	B	1:03.259	17.251	24.386	21.622	109.3	38:37.702
23	B	1:04.404	17.113	24.646	22.645	107.3	39:42.106
24	B	1:29.875	27.628	34.938	27.309	76.9	41:11.981
25	B	1:01.790	17.053	24.311	20.426	111.9	42:13.771
26	B	1:10.771	19.085	27.433	24.253	97.7	43:24.542
27	B	1:01.851	16.990	24.477	20.384	111.8	44:26.393
28	B	1:07.542	18.707	26.901	21.934	102.3	45:33.935

68 MA Qing Hua — CHN

NIO Formula E Team — NextEV NIO Sport 003

Lap		Time	Sector 1	Sector 2	Sector 3	Kph	Elapsed
1	A	1:58.496	58.471	31.506	28.519	46.8	1:58.496
2	A	1:13.180	22.154	28.046	22.980	94.5	3:11.676
3	A	1:07.607	18.935	26.430	22.242	102.2	4:19.283
4	A	1:32.298	18.112	33.692	40.494	74.9	5:51.581
5	A	1:07.031	17.975	25.556	23.500	103.1	6:58.612
6	A	1:06.573	18.893	25.951	21.729	103.8	8:05.185
7	A	1:04.599	17.850	25.345	21.404	107.0	9:09.784
8	A	9:55.320 B	18.127	30.719	9:06.474	11.6	19:05.104
9	A	1:17.571	22.724	29.681	25.166	89.1	20:22.675
10	A	1:15.053	19.309	28.953	26.791	92.1	21:37.728
11	A	1:04.946	18.082	25.227	21.637	106.4	22:42.674
12	A	1:04.833	17.938	25.231	21.664	106.6	23:47.507
13	A	1:16.803	19.238	34.360	23.205	90.0	25:04.310
14	A	1:06.538	18.542	25.843	22.153	103.9	26:10.848
15	A	1:05.504	18.205	25.462	21.837	105.5	27:16.352
16	A	1:05.928	18.027	25.084	22.817	104.8	28:22.280
17	B	7:31.745 B	43.984	41.570	6:06.191	15.3	35:54.025
18	B	1:19.477	22.936	28.856	27.685	87.0	37:13.502
19	B	1:08.916	18.972	27.762	22.182	100.3	38:22.418
20	B	1:06.521	18.346	25.293	22.882	103.9	39:28.939
21	B	1:06.974	18.345	25.612	23.017	103.2	40:35.913
22	B	1:05.384	18.326	25.100	21.958	105.7	41:41.297
23	B	1:18.861	18.721	32.461	27.679	87.6	43:00.158
24	B	1:03.841	17.614	25.138	21.089	108.3	44:03.999
25	B	1:04.824	17.788	25.309	21.727	106.6	45:08.823

Title Partner Global Partner Technical Partner Official Partners

FIA FORMULA E CHAMPIONSHIP 2017-18

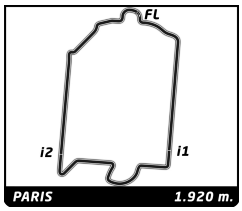

Round 8 - Paris ePrix

ABB FIA Formula E Championship
Non Qualifying Practice 1

Weather Report

Official Timekeeper TAGHeuer

Air Temperature

Track Temperature

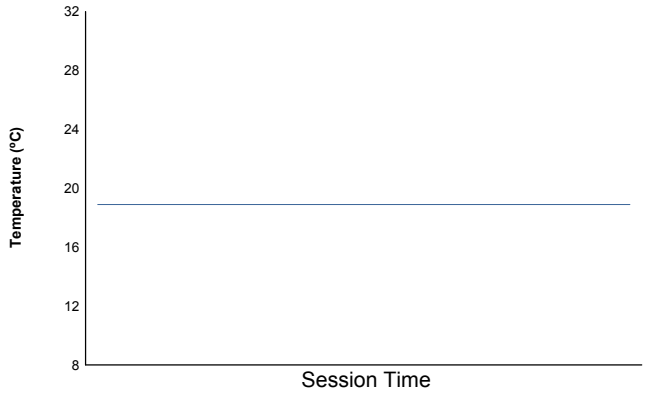

Humidity

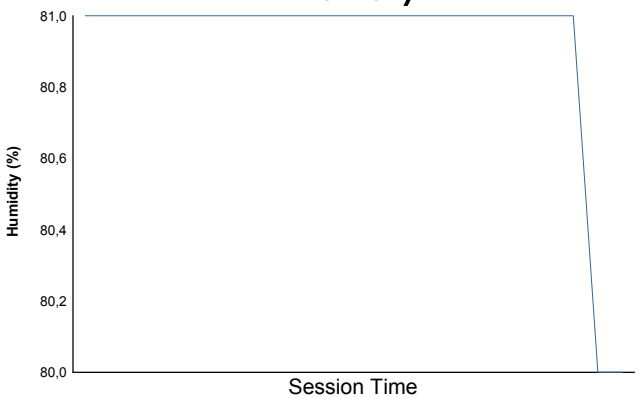

Pressure

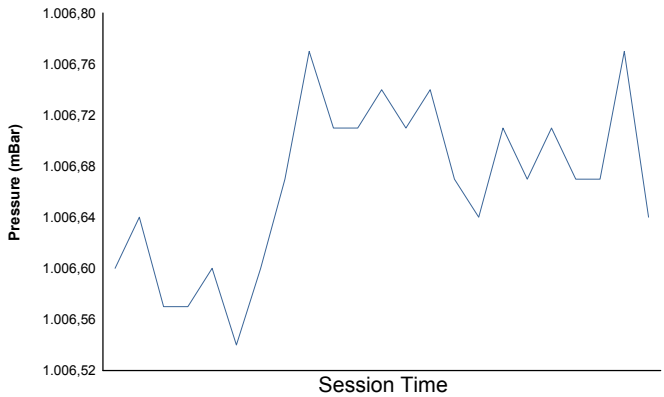

Wind Speed

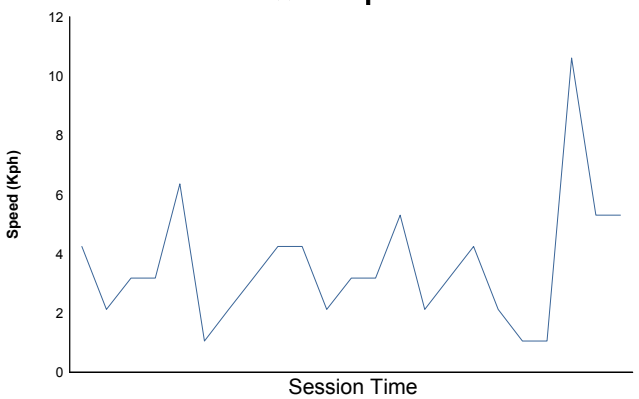

Wind direction

North = 0º/360º Est = 90º South = 180º West= 270º

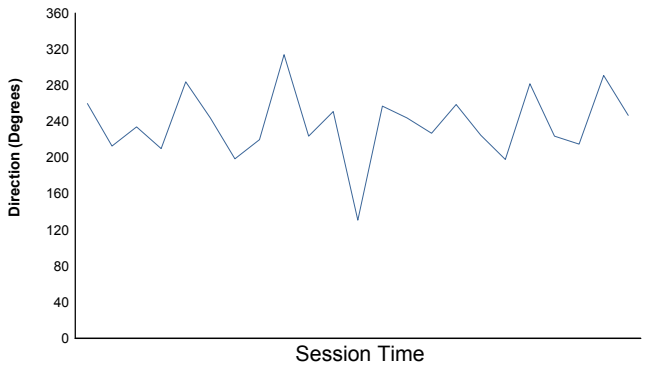

Track Status: **DRY**

Title Partner Global Partner Technical Partner Official Partners

FIA FORMULA E CHAMPIONSHIP 2017-18

Doc No. Date: Posted at:

ABB FIA FORMULA E CHAMPIONSHIP

Round 8 - Paris ePrix - Non Qualifying Practice 2

CLASSIFICATION

Official Timekeeper: TAGHeuer

POS	NO	DRIVER	NAT	TEAM	CAR	TIME	LAP	TOTAL	GAP		KPH
1	1	Lucas DI GRASSI	BRA	Audi Sport ABT Schaeffler	Audi e-tron FE04	1:00.881	19	19	-	-	113.5
2	25	Jean-Eric VERGNE	FRA	TECHEETAH	Renault Z.E. 17	1:01.072	13	13	+0.191	+0.191	113.2
3	20	Mitch EVANS	NZL	Panasonic Jaguar Racing	Jaguar I-Type II	1:01.091	14	14	+0.210	+0.019	113.1
4	19	Felix ROSENQVIST	SWE	Mahindra Racing	Mahindra M4Electro	1:01.126	13	19	+0.245	+0.035	113.1
5	66	Daniel ABT	DEU	Audi Sport ABT Schaeffler	Audi e-tron FE04	1:01.187	16	16	+0.306	+0.061	113.0
6	16	Oliver TURVEY	GBR	NIO Formula E Team	NextEV NIO Sport 003	1:01.327	15	15	+0.446	+0.140	112.7
7	2	Sam BIRD	GBR	DS Virgin Racing	DS Virgin DSV-03	1:01.354	17	17	+0.473	+0.027	112.7
8	3	Nelson PIQUET	BRA	Panasonic Jaguar Racing	Jaguar I-Type II	1:01.480	3	4	+0.599	+0.126	112.4
9	9	Sébastien BUEMI	CHE	Renault e.dams	Renault Z.E. 17	1:01.515	14	14	+0.634	+0.035	112.4
10	18	André LOTTERER	DEU	TECHEETAH	Renault Z.E. 17	1:01.532	19	19	+0.651	+0.017	112.3
11	36	Alex LYNN	GBR	DS Virgin Racing	DS Virgin DSV-03	1:01.570	14	14	+0.689	+0.038	112.3
12	4	Edoardo MORTARA	CHE	Venturi Formula E Team	Venturi VM200-FE-03	1:01.593	20	20	+0.712	+0.023	112.2
13	5	Maro ENGEL	DEU	Venturi Formula E Team	Venturi VM200-FE-03	1:01.776	16	20	+0.895	+0.183	111.9
14	8	Nicolas PROST	FRA	Renault e.dams	Renault Z.E. 17	1:01.821	11	15	+0.940	+0.045	111.8
15	6	José Maria LOPEZ	ARG	DRAGON	PENSKE EV-2	1:01.826	7	13	+0.945	+0.005	111.8
16	28	Antonio Felix DA COSTA	PRT	Andretti Formula E	Andretti ATEC-03	1:01.849	15	15	+0.968	+0.023	111.8
17	7	Jérôme D'AMBROSIO	BEL	DRAGON	PENSKE EV-2	1:02.401	3	11	+1.520	+0.552	110.8
18	23	Nick HEIDFELD	DEU	Mahindra Racing	Mahindra M4Electro	1:02.478	17	17	+1.597	+0.077	110.6
19	27	Tom BLOMQVIST	GBR	Andretti Formula E	Andretti ATEC-03	1:02.884	10	16	+2.003	+0.406	109.9
20	68	MA Qing Hua	CHN	NIO Formula E Team	NextEV NIO Sport 003	1:03.120	15	15	+2.239	+0.236	109.5

FASTEST LAP

1	L. DI GRASSI	BRA	Audi Sport ABT Schaeffler	Audi e-tron FE04	1:00.881 on Lap 19	113.5 Kph

Race Director

Timekeeper

Series Partners:

Title Partner Global Partner Technical Partner Official Partners

No part of these results/data may be reproduced, stored in a retrieval system or transmitted in any form or by any means electronic, mechanical, photocopying, recording, broadcasting or otherwise without prior permission of the copyright holder except for reproduction in local/national/international daily press and regular printed publications on sale to the public within 90 days of the event to which the results/data relate and provided that the copyright symbol appears together with the name of the copyright holder.

The FÉDÉRATION INTERNATIONALE DE L'AUTOMOBILE logo, FÉDÉRATION INTERNATIONALE DE L'AUTOMOBILE, FIA logo, FIA, FIA FORMULA-E CHAMPIONSHIP, FIA FORMULA-E CHAMPIONSHIP logo and related marks are protectedtrademarks of the Fédération Internationale de l'Automobile (FIA), Chemin de Blandonnet 2, 1214 Vernier, Switzerland.

©2017, Fédération Internationale de l'Automobile (FIA)

FIA FORMULA E CHAMPIONSHIP 2017-18

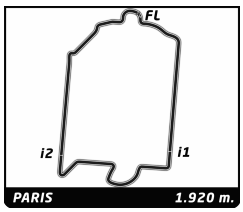

ABB FIA Formula E Championship

Round 8 - Paris ePrix

Non Qualifying Practice 2

Best Sector Times

Official Timekeeper TAGHeuer

Pos	SECTOR 1 Driver	Time	SECTOR 2 Driver	Time	SECTOR 3 Driver	Time
1	1 L.DI GRASSI	16.748	19 F.ROSENQVIST	23.943	25 J.VERGNE	20.023
2	2 S.BIRD	16.787	20 M.EVANS	24.016	1 L.DI GRASSI	20.059
3	18 A.LOTTERER	16.813	1 L.DI GRASSI	24.074	66 D.ABT	20.105
4	6 J.LOPEZ	16.841	6 J.LOPEZ	24.144	18 A.LOTTERER	20.221
5	20 M.EVANS	16.851	2 S.BIRD	24.159	20 M.EVANS	20.224
6	25 J.VERGNE	16.869	16 O.TURVEY	24.165	16 O.TURVEY	20.241
7	66 D.ABT	16.913	66 D.ABT	24.169	2 S.BIRD	20.250
8	16 O.TURVEY	16.921	25 J.VERGNE	24.180	19 F.ROSENQVIST	20.251
9	3 N.PIQUET	16.927	3 N.PIQUET	24.224	9 S.BUEMI	20.259
10	36 A.LYNN	16.929	5 M.ENGEL	24.253	5 M.ENGEL	20.272
11	19 F.ROSENQVIST	16.932	4 E.MORTARA	24.256	8 N.PROST	20.326
12	4 E.MORTARA	16.934	23 N.HEIDFELD	24.262	3 N.PIQUET	20.329
13	9 S.BUEMI	16.935	36 A.LYNN	24.309	36 A.LYNN	20.332
14	7 J.D'AMBROSIO	17.016	27 T.BLOMQVIST	24.321	28 A.DA COSTA	20.369
15	28 A.DA COSTA	17.065	9 S.BUEMI	24.321	6 J.LOPEZ	20.387
16	5 M.ENGEL	17.086	8 N.PROST	24.350	4 E.MORTARA	20.403
17	8 N.PROST	17.145	7 J.D'AMBROSIO	24.394	7 J.D'AMBROSIO	20.710
18	27 T.BLOMQVIST	17.182	28 A.DA COSTA	24.415	68 MA Qing Hua	20.727
19	23 N.HEIDFELD	17.221	18 A.LOTTERER	24.498	23 N.HEIDFELD	20.731
20	68 MA Qing Hua	17.446	68 MA Qing Hua	24.947	27 T.BLOMQVIST	20.787

Pos	Driver	Ideal Lap	Best Lap	
1	1 L.DI GRASSI	1:00.881	1:00.881	(1)
2	25 J.VERGNE	1:01.072	1:01.072	(2)
3	20 M.EVANS	1:01.091	1:01.091	(3)
4	19 F.ROSENQVIST	1:01.126	1:01.126	(4)
5	66 D.ABT	1:01.187	1:01.187	(5)
6	2 S.BIRD	1:01.196	1:01.354	(7)
7	16 O.TURVEY	1:01.327	1:01.327	(6)
8	6 J.LOPEZ	1:01.372	1:01.826	(15)
9	3 N.PIQUET	1:01.480	1:01.480	(8)
10	9 S.BUEMI	1:01.515	1:01.515	(9)
11	18 A.LOTTERER	1:01.532	1:01.532	(10)
12	36 A.LYNN	1:01.570	1:01.570	(11)
13	4 E.MORTARA	1:01.593	1:01.593	(12)
14	5 M.ENGEL	1:01.611	1:01.776	(13)
15	8 N.PROST	1:01.821	1:01.821	(14)
16	28 A.DA COSTA	1:01.849	1:01.849	(16)
17	7 J.D'AMBROSIO	1:02.120	1:02.401	(17)
18	23 N.HEIDFELD	1:02.214	1:02.478	(18)
19	27 T.BLOMQVIST	1:02.290	1:02.884	(19)
20	68 MA Qing Hua	1:03.120	1:03.120	(20)

Title Partner Global Partner Technical Partner Official Partners

FIA FORMULA E CHAMPIONSHIP 2017-18

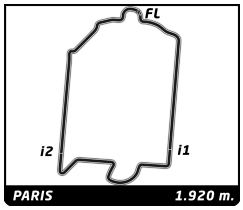

ABB FIA Formula E Championship

Round 8 - Paris ePrix

Non Qualifying Practice 2

Fastest Lap Sequence

Official Timekeeper TAGHeuer

Practice Time	Driver	Team	Car	Time	Kph	Lap
2:27.641	1 Lucas DI GRASSI	Audi Sport ABT Schaeffler	Audi e-tron FE04	**1:04.865**	106.6	2
3:43.382	2 Sam BIRD	DS Virgin Racing	DS Virgin DSV-03	**1:02.214**	111.1	3
3:53.098	36 Alex LYNN	DS Virgin Racing	DS Virgin DSV-03	**1:02.011**	111.5	3
4:19.920	16 Oliver TURVEY	NIO Formula E Team	NextEV NIO Sport 003	**1:01.921**	111.6	3
4:23.495	20 Mitch EVANS	Panasonic Jaguar Racing	Jaguar I-Type II	**1:01.641**	112.1	3
6:02.824	25 Jean-Eric VERGNE	TECHEETAH	Renault Z.E. 17	**1:01.560**	112.3	3
18:05.723	19 Felix ROSENQVIST	Mahindra Racing	Mahindra M4Electro	**1:01.126**	113.1	13
29:13.942	25 Jean-Eric VERGNE	TECHEETAH	Renault Z.E. 17	**1:01.072**	113.2	13
30:08.898	1 Lucas DI GRASSI	Audi Sport ABT Schaeffler	Audi e-tron FE04	**1:00.881**	113.5	19

Title Partner Global Partner Technical Partner Official Partners

FIA FORMULA E CHAMPIONSHIP 2017-18

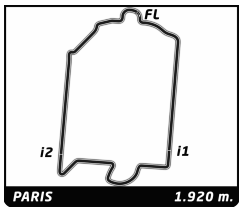

ABB FIA Formula E Championship

Round 8 - Paris ePrix

Non Qualifying Practice 2

Analysis

Official Timekeeper TAGHeuer

200KW | Personal Best | Session Best | **B** Crossing the finish line in pit lane

1 Lucas DI GRASSI — BRA

Audi Sport ABT Schaeffler — Audi e-tron FE04

Lap		Time		Sector 1	Sector 2	Sector 3	Kph	Elapsed
1	B	1:22.776		28.467	29.308	25.001	67.0	1:22.776
2	B	1:04.865		18.082	25.465	21.318	106.6	2:27.641
3	B	1:07.848		17.348	24.686	25.814	101.9	3:35.489
4	B	1:02.832		17.256	24.646	20.930	110.0	4:38.321
5	B	1:10.634		18.007	27.140	25.487	97.9	5:48.955
6	B	1:01.779		17.056	24.256	20.467	111.9	6:50.734
7	B	1:17.324		20.134	28.527	28.663	89.4	8:08.058
8	B	1:01.890		17.028	24.298	20.564	111.7	9:09.948
9	B	1:12.819		19.172	26.803	26.844	94.9	10:22.767
10	B	1:02.074		17.081	24.459	20.534	111.4	11:24.841
11	B	1:17.426		18.955	30.694	27.777	89.3	12:42.267
12	B	1:11.158		17.099	30.989	23.070	97.1	13:53.425
13	B	1:02.026		17.070	24.434	20.522	111.4	14:55.451
14	A	5:13.396 B		19.208	27.743	4:26.445	22.1	20:08.847
15	A	1:15.564		21.689	28.948	24.927	91.5	21:24.411
16	A	5:20.487 B		41.547	45.742	3:53.198	21.6	26:44.898
17	A	1:12.854		21.371	27.943	23.540	94.9	27:57.752
18	A	1:10.265	■	18.589	27.626	24.050	98.4	29:08.017
19	A	1:00.881	■	16.748	24.074	20.059	113.5	30:08.898

2 Sam BIRD — GBR

DS Virgin Racing — DS Virgin DSV-03

Lap		Time		Sector 1	Sector 2	Sector 3	Kph	Elapsed
1	B	1:27.000		33.015	29.281	24.704	63.7	1:27.000
2	B	1:14.168	■	20.037	27.817	26.314	93.2	2:41.168
3	B	1:02.214	■	16.902	24.466	20.846	111.1	3:43.382
4	B	1:28.957		23.013	32.242	33.702	77.7	5:12.339
5	B	1:01.919		16.983	24.405	20.531	111.6	6:14.258
6	B	1:24.128		22.884	32.027	29.217	82.2	7:38.386
7	B	1:01.788		16.994	24.159	20.635	111.9	8:40.174
8	B	1:37.734		24.262	33.070	40.402	70.7	10:17.908
9	B	1:12.273		16.952	25.551	29.770	95.6	11:30.181
10	B	1:23.400		26.120	29.860	27.420	82.9	12:53.581
11	B	1:01.578		16.863	24.230	20.485	112.2	13:55.159
12	A	6:12.208 B		19.104	25.943	5:27.161	18.6	20:07.367
13	A	1:14.284		21.583	27.998	24.703	93.0	21:21.651
14	A	5:27.412 B		37.730	42.099	4:07.583	21.1	26:49.063
15	A	1:15.391		21.838	29.181	24.372	91.7	28:04.454
16	A	1:15.128	■	19.647	28.042	27.439	92.0	29:19.582
17	A	1:01.354	■	16.787	24.317	20.250	112.7	30:20.936

3 Nelson PIQUET — BRA

Panasonic Jaguar Racing — Jaguar I-Type II

Lap		Time		Sector 1	Sector 2	Sector 3	Kph	Elapsed
1	B	16:50.906		...	27.813	26.801	5.5	16:50.906
2	B	1:08.539	■	18.988	26.427	23.124	100.8	17:59.445
3	B	1:01.480	■	16.927	24.224	20.329	112.4	19:00.925
4	B	1:26.020	■	20.376	36.657	28.987	80.4	20:26.945

4 Edoardo MORTARA — CHE

Venturi Formula E Team — Venturi VM200-FE-03

Lap		Time		Sector 1	Sector 2	Sector 3	Kph	Elapsed
1	A	1:46.099		46.108	31.861	28.130	52.3	1:46.099
2	A	1:21.722	■	22.011	31.806	27.905	84.6	3:07.821
3	A	1:03.081	■	17.594	24.794	20.693	109.6	4:10.902
4	A	1:21.353		22.193	32.526	26.634	85.0	5:32.255
5	A	1:02.959		17.633	24.560	20.766	109.8	6:35.214
6	A	1:13.195		20.972	28.917	23.306	94.4	7:48.409
7	A	1:02.569		17.323	24.514	20.732	110.5	8:50.978
8	A	1:18.205		24.676	29.081	24.448	88.4	10:09.183
9	A	1:04.751		17.973	25.233	21.545	106.7	11:13.934
10	A	1:06.651		18.158	27.009	21.484	103.7	12:20.585
11	A	1:04.036		17.902	24.895	21.239	107.9	13:24.621
12	A	1:04.722		17.818	25.225	21.679	106.8	14:29.343
13	A	1:04.216		17.825	25.136	21.255	107.6	15:33.559
14	A	1:04.210		17.747	24.780	21.683	107.6	16:37.769
15	A	1:03.646		17.671	24.771	21.204	108.6	17:41.415
16	B	3:33.372 B		17.974	25.107	2:50.291	32.4	21:14.787
17	B	5:43.089 B		26.729	39.596	4:36.764	20.1	26:57.876
18	B	1:22.005		24.140	30.645	27.220	84.3	28:19.881
19	B	1:19.250	■	19.545	27.942	31.763	87.2	29:39.131
20	B	1:01.593	■	16.934	24.256	20.403	112.2	30:40.724

5 Maro ENGEL — DEU

Venturi Formula E Team — Venturi VM200-FE-03

Lap		Time		Sector 1	Sector 2	Sector 3	Kph	Elapsed
1	B	1:52.342		48.676	32.086	31.580	49.3	1:52.342
2	B	1:18.605	■	18.601	34.029	25.975	87.9	3:10.947
3	B	1:02.759	■	17.643	24.711	20.405	110.1	4:13.706
4	B	1:20.035		23.358	31.375	25.302	86.4	5:33.741
5	B	1:03.116		17.678	24.676	20.762	109.5	6:36.857
6	B	1:03.062		17.530	24.759	20.773	109.6	7:39.919
7	B	1:17.295		21.708	31.213	24.374	89.4	8:57.214
8	B	1:02.625		17.256	24.578	20.791	110.4	9:59.839
9	B	1:22.432		24.240	31.584	26.608	83.9	11:22.271
10	B	1:04.415		17.773	25.223	21.419	107.3	12:26.686
11	B	1:04.569		17.840	25.320	21.409	107.0	13:31.255
12	B	1:04.336		17.959	25.063	21.314	107.4	14:35.591
13	A	2:58.977 B		17.833	25.232	2:15.912	38.6	17:34.568
14	A	1:08.588		20.557	26.081	21.950	100.8	18:43.156
15	A	1:08.293	■	18.210	25.879	24.204	101.2	19:51.449
16	A	1:01.776	■	17.086	24.418	20.272	111.9	20:53.225
17	A	6:03.077 B	■	20.974	35.489	5:06.614	19.0	26:56.302
18	A	1:22.606		23.831	30.423	28.352	83.7	28:18.908
19	A	1:11.040		18.123	26.614	26.303	97.3	29:29.948
20	A	1:02.280		17.407	24.253	20.620	111.0	30:32.228

6 José Maria LOPEZ — ARG

DRAGON — PENSKE EV-2

Lap		Time		Sector 1	Sector 2	Sector 3	Kph	Elapsed
1	A	2:05.561		1:08.487	31.325	25.749	44.2	2:05.561
2	A	1:25.963	■	19.828	34.628	31.507	80.4	3:31.524
3	A	1:02.082	■	17.060	24.635	20.387	111.3	4:33.606
4	A	6:20.220 B	■	18.849	27.356	5:34.015	18.2	10:53.826
5	A	1:19.637		21.814	30.316	27.507	86.8	12:13.463
6	A	1:16.696		19.690	30.226	26.780	90.1	13:30.159
7	A	1:01.826		17.109	24.206	20.511	111.8	14:31.985
8	B	5:24.001 B		18.853	25.436	4:39.712	21.3	19:55.986
9	B	1:23.161		25.033	31.189	26.939	83.1	21:19.147
10	B	5:36.468 B		27.817	53.484	4:15.167	20.5	26:55.615
11	B	1:22.106		23.770	30.352	27.984	84.2	28:17.721
12	B	1:18.139	■	19.471	27.671	30.997	88.5	29:35.860
13	B	1:21.294	■	16.841	24.144	40.309	85.0	30:57.154

7 Jérôme D'AMBROSIO — BEL

DRAGON — PENSKE EV-2

Title Partner Global Partner Technical Partner Official Partners

FIA FORMULA E CHAMPIONSHIP 2017-18

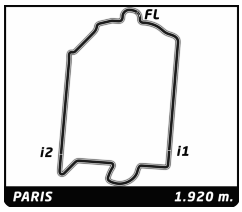

ABB FIA Formula E Championship

Round 8 - Paris ePrix

Non Qualifying Practice 2

Analysis

Official Timekeeper TAGHeuer

200KW | Personal Best | Session Best | **B** Crossing the finish line in pit lane

Lap		Time		Sector 1	Sector 2	Sector 3	Kph	Elapsed
1	A	3:42.984		2:48.141	31.961	22.882	24.9	3:42.984
2	A	1:06.937	■	18.884	25.374	22.679	103.3	4:49.921
3	A	1:02.401	■	17.016	24.394	20.991	110.8	5:52.322
4	A	2:26.085 B	■	22.266	27.519	1:36.300	47.3	8:18.407
5	A	1:06.979		20.880	25.013	21.086	103.2	9:25.386
6	A	1:07.271		17.620	24.610	25.041	102.7	10:32.657
7	A	1:02.651		17.326	24.615	20.710	110.3	11:35.308
8	A	1:14.847		20.370	29.058	25.419	92.3	12:50.155
9	B	6:04.959 B		17.270	25.569	5:22.120	18.9	18:55.114
10	B	1:11.961		21.134	26.661	24.166	96.1	20:07.075
11	B	1:07.079	■	18.721	25.344	23.014	103.0	21:14.154

8 Nicolas PROST — FRA

Renault e.dams — Renault Z.E. 17

Lap		Time		Sector 1	Sector 2	Sector 3	Kph	Elapsed
1	A	1:35.395		41.247	29.959	24.189	58.1	1:35.395
2	A	1:10.116	■	19.896	26.141	24.079	98.6	2:45.511
3	A	1:02.941	■	17.591	24.532	20.818	109.8	3:48.452
4	A	1:15.900		22.739	29.096	24.065	91.1	5:04.352
5	A	1:02.961		17.629	24.460	20.872	109.8	6:07.313
6	A	1:24.196		19.968	36.404	27.824	82.1	7:31.509
7	A	1:03.092		17.385	24.733	20.974	109.6	8:34.601
8	B	5:55.179 B		20.503	28.713	5:05.963	19.5	14:29.780
9	B	1:17.513		26.532	28.055	22.926	89.2	15:47.293
10	B	1:11.206	■	20.914	28.567	21.725	97.1	16:58.499
11	B	1:01.821	■	17.145	24.350	20.326	111.8	18:00.320
12	A	8:43.270 B	■	19.901	27.206	7:56.163	13.2	26:43.590
13	A	1:10.106		20.489	26.634	22.983	98.6	27:53.696
14	A	1:09.528		18.763	28.961	21.804	99.4	29:03.224
15	A	1:02.311	■	17.433	24.492	20.386	110.9	30:05.535

9 Sébastien BUEMI — CHE

Renault e.dams — Renault Z.E. 17

Lap		Time		Sector 1	Sector 2	Sector 3	Kph	Elapsed
1	A	1:20.291		27.002	28.308	24.981	69.0	1:20.291
2	A	1:11.763	■	19.132	28.952	23.679	96.3	2:32.054
3	A	1:06.333	■	17.014	24.455	24.864	104.2	3:38.387
4	A	1:16.997		24.192	27.250	25.555	89.8	4:55.384
5	A	1:02.410		17.251	24.569	20.590	110.8	5:57.794
6	A	1:21.054		26.076	32.386	22.592	85.3	7:18.848
7	A	1:02.240		17.093	24.581	20.566	111.1	8:21.088
8	A	5:44.596 B		21.765	26.498	4:56.333	20.1	14:05.684
9	A	1:10.514		21.032	27.194	22.288	98.0	15:16.198
10	A	1:02.230		17.275	24.406	20.549	111.1	16:18.428
11	B	10:24.046 B		19.550	26.456	9:38.040	11.1	26:42.474
12	B	1:09.101		20.693	26.164	22.244	100.0	27:51.575
13	B	1:08.681	■	18.605	27.521	22.555	100.6	29:00.256
14	B	1:01.515	■	16.935	24.321	20.259	112.4	30:01.771

16 Oliver TURVEY — GBR

NIO Formula E Team — NextEV NIO Sport 003

Lap		Time		Sector 1	Sector 2	Sector 3	Kph	Elapsed
1	A	1:57.912		1:02.585	29.369	25.958	47.0	1:57.912
2	A	1:20.087	■	21.268	29.040	29.779	86.3	3:17.999
3	A	1:01.921	■	17.199	24.329	20.393	111.6	4:19.920
4	A	1:18.770		20.985	31.314	26.471	87.7	5:38.690
5	A	1:01.934		16.974	24.381	20.579	111.6	6:40.624
6	A	1:19.019		19.700	30.956	28.363	87.5	7:59.643
7	A	1:04.408		17.218	25.412	21.778	107.3	9:04.051
8	A	1:12.090		17.258	29.268	25.564	95.9	10:16.141
9	A	1:02.233		17.086	24.502	20.645	111.1	11:18.374
10	A	1:15.369		20.183	30.671	24.515	91.7	12:33.743
11	A	1:02.214		17.090	24.472	20.652	111.1	13:35.957
12	B	13:19.077 B		19.016	25.293	...	8.6	26:55.034
13	B	1:22.068		23.924	30.243	27.901	84.2	28:17.102
14	B	1:16.426	■	19.303	26.688	30.435	90.4	29:33.528
15	B	1:01.327	■	16.921	24.165	20.241	112.7	30:34.855

18 André LOTTERER — DEU

TECHEETAH — Renault Z.E. 17

Lap		Time		Sector 1	Sector 2	Sector 3	Kph	Elapsed
1	A	1:39.602		39.656	33.379	26.567	55.7	1:39.602
2	A	1:16.741	■	20.626	29.076	27.039	90.1	2:56.343
3	A	1:02.526	■	17.335	24.688	20.503	110.5	3:58.869
4	A	1:10.098	■	18.733	26.987	24.378	98.6	5:08.967
5	A	1:02.843		17.292	24.630	20.921	110.0	6:11.810
6	A	1:08.998		17.364	26.646	24.988	100.2	7:20.808
7	A	1:03.626		17.624	24.713	21.289	108.6	8:24.434
8	A	1:03.578		17.556	24.543	21.479	108.7	9:28.012
9	A	1:14.481		17.471	29.917	27.093	92.8	10:42.493
10	A	1:14.723		17.172	24.825	32.726	92.5	11:57.216
11	A	1:02.945		17.455	24.642	20.848	109.8	13:00.161
12	A	1:03.562		17.575	24.764	21.223	108.7	14:03.723
13	A	1:02.660		17.245	24.772	20.643	110.3	15:06.383
14	A	1:30.007		26.736	35.776	27.495	76.8	16:36.390
15	A	1:03.052		17.301	24.812	20.939	109.6	17:39.442
16	B	9:14.425 B		17.695	25.664	8:31.066	12.5	26:53.867
17	B	1:21.107		24.409	30.504	26.194	85.2	28:14.974
18	B	1:12.701	■	19.405	27.518	25.778	95.1	29:27.675
19	B	1:01.532	■	16.813	24.498	20.221	112.3	30:29.207

19 Felix ROSENQVIST — SWE

Mahindra Racing — Mahindra M4Electro

Lap		Time		Sector 1	Sector 2	Sector 3	Kph	Elapsed
1	A	1:24.170		30.946	28.286	24.938	65.9	1:24.170
2	A	1:11.246	■	18.828	26.070	26.348	97.0	2:35.416
3	A	1:06.405	■	17.041	24.690	24.674	104.1	3:41.821
4	A	1:03.045		17.511	24.521	21.013	109.6	4:44.866
5	A	1:17.063		26.054	29.381	21.628	89.7	6:01.929
6	A	1:02.593		17.266	24.554	20.773	110.4	7:04.522
7	A	1:15.789		22.023	29.716	24.050	91.2	8:20.311
8	A	1:20.219		22.751	31.079	26.389	86.2	9:40.530
9	A	1:02.254		17.136	24.351	20.767	111.0	10:42.784
10	B	4:03.701 B		19.924	26.103	3:17.674	28.4	14:46.485
11	B	1:11.263		21.879	26.927	22.457	97.0	15:57.748
12	B	1:06.849	■	18.491	26.348	22.010	103.4	17:04.597
13	B	1:01.126	■	16.932	23.943	20.251	113.1	18:05.723
14	B	1:20.318		20.225	30.599	29.494	86.1	19:26.041
15	B	1:02.106		17.183	24.147	20.776	111.3	20:28.147
16	A	6:39.651 B		24.717	33.188	5:41.746	17.3	27:07.798
17	A	1:29.890		24.606	31.590	33.694	76.9	28:37.688
18	A	1:17.001		19.106	26.437	31.458	89.8	29:54.689
19	A	1:04.305		17.278	24.536	22.491	107.5	30:58.994

20 Mitch EVANS — NZL

Panasonic Jaguar Racing — Jaguar I-Type II

Lap		Time		Sector 1	Sector 2	Sector 3	Kph	Elapsed
1	A	2:00.863		1:02.716	31.553	26.594	45.9	2:00.863
2	A	1:20.991	■	19.994	29.373	31.624	85.3	3:21.854
3	A	1:01.641	■	17.018	24.297	20.326	112.1	4:23.495

Title Partner Global Partner Technical Partner Official Partners

FIA FORMULA E CHAMPIONSHIP 2017-18

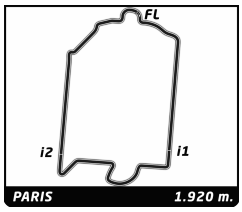

ABB FIA Formula E Championship

Round 8 - Paris ePrix

Non Qualifying Practice 2

Analysis

Official Timekeeper TAGHeuer

200KW | Personal Best | Session Best | **B** Crossing the finish line in pit lane

23 Nick HEIDFELD — DEU

Mahindra Racing — Mahindra M4Electro

Lap		Time		Sector 1	Sector 2	Sector 3	Kph	Elapsed
1	A	2:16.721		1:19.539	27.848	29.334	40.5	2:16.721
2	A	1:31.236	■	17.930	29.755	43.551	75.8	3:47.957
3	A	1:03.494	■	17.372	25.098	21.024	108.9	4:51.451
4	A	1:22.167	■	18.985	33.052	30.130	84.1	6:13.618
5	A	1:10.573		18.872	28.125	23.576	97.9	7:24.191
6	A	1:03.207		17.310	24.881	21.016	109.4	8:27.398
7	A	1:19.954		19.547	33.317	27.090	86.4	9:47.352
8	A	1:02.968		17.443	24.627	20.898	109.8	10:50.320
9	A	1:20.807		19.212	34.157	27.438	85.5	12:11.127
10	A	1:02.817		17.297	24.789	20.731	110.0	13:13.944
11	B	5:33.309 B		19.342	30.931	4:43.036	20.7	18:47.253
12	B	1:14.339		22.564	26.899	24.876	93.0	20:01.592
13	B	1:09.578	■	17.800	25.677	26.101	99.3	21:11.170
14	B	5:35.477 B	■	17.107	40.328	4:38.042	20.6	26:46.647
15	B	1:14.632		21.999	28.692	23.941	92.6	28:01.279
16	B	1:12.138		17.765	28.043	26.330	95.8	29:13.417
17	B	1:02.478	■	17.221	24.262	20.995	110.6	30:15.895

25 Jean-Eric VERGNE — FRA

TECHEETAH — Renault Z.E. 17

Lap		Time		Sector 1	Sector 2	Sector 3	Kph	Elapsed
1	A	3:45.453		2:41.352	30.641	33.460	24.6	3:45.453
2	A	1:15.811	■	18.795	28.295	28.721	91.2	5:01.264
3	A	1:01.560	■	16.974	24.369	20.217	112.3	6:02.824
4	A	1:08.772	■	19.988	27.120	21.664	100.5	7:11.596
5	A	1:03.560		17.368	24.821	21.371	108.7	8:15.156
6	A	1:03.190		17.449	24.737	21.004	109.4	9:18.346
7	A	1:18.989		19.581	32.744	26.664	87.5	10:37.335
8	B	8:24.425 B		17.279	27.343	7:39.803	13.7	19:01.760
9	B	1:15.389		23.568	27.916	23.905	91.7	20:17.149
10	B	1:12.312	■	19.317	27.330	25.665	95.6	21:29.461
11	B	5:23.575 B		43.373	41.902	3:58.300	21.4	26:53.036
12	B	1:19.834	■	23.826	30.092	25.916	86.6	28:12.870
13	B	1:01.072	■	16.869	24.180	20.023	113.2	29:13.942

27 Tom BLOMQVIST — GBR

Andretti Formula E — Andretti ATEC-03

Lap		Time		Sector 1	Sector 2	Sector 3	Kph	Elapsed
1	A	1:44.223		44.303	32.833	27.087	53.2	1:44.223
2	A	1:20.264	■	21.800	32.003	26.461	86.1	3:04.487
3	A	1:03.338	■	17.329	24.321	21.688	109.1	4:07.825
4	A	1:21.758	■	21.688	34.142	25.928	84.5	5:29.583
5	A	1:03.652		17.668	24.933	21.051	108.6	6:33.235
6	A	1:28.899		24.660	36.257	27.982	77.8	8:02.134
7	A	1:02.908		17.400	24.721	20.787	109.9	9:05.042
8	A	1:24.159		22.601	32.141	29.417	82.1	10:29.201
9	A	1:22.286		17.306	34.136	30.844	84.0	11:51.487
10	A	1:02.884		17.346	24.686	20.852	109.9	12:54.371
11	B	6:53.587 B		20.564	27.113	6:05.910	16.7	19:47.958
12	B	1:30.063		26.398	33.655	30.010	76.7	21:18.021
13	B	5:46.982 B		25.471	56.150	4:25.361	19.9	27:05.003
14	B	1:29.810	■	25.834	32.157	31.819	77.0	28:34.813
15	B	1:16.270	■	17.182	28.683	30.405	90.6	29:51.083
16	B	1:02.976		17.460	24.555	20.961	109.8	30:54.059

28 Antonio Felix DA COSTA — PRT

Andretti Formula E — Andretti ATEC-03

Lap		Time		Sector 1	Sector 2	Sector 3	Kph	Elapsed
1	A	1:42.090		41.940	33.092	27.058	54.3	1:42.090
2	A	1:16.985	■	21.852	30.697	24.436	89.8	2:59.075
3	A	1:02.367	■	17.262	24.562	20.543	110.8	4:01.442
4	B	3:46.900 B	■	18.599	25.837	3:02.464	30.5	7:48.342
5	B	1:20.707		22.190	29.589	28.928	85.6	9:09.049
6	B	1:15.044		21.835	29.444	23.765	92.1	10:24.093
7	B	1:02.498	■	17.376	24.634	20.488	110.6	11:26.591
8	B	1:17.902		20.662	33.436	23.804	88.7	12:44.493
9	B	1:02.369		17.299	24.466	20.604	110.8	13:46.862
10	B	1:18.499		21.908	30.602	25.989	88.1	15:05.361
11	B	1:02.742		17.342	24.736	20.664	110.2	16:08.103
12	A	10:54.415 B		18.813	28.070	...	10.6	27:02.518
13	A	1:24.318		23.069	30.542	30.707	82.0	28:26.836
14	A	1:19.317	■	20.972	29.270	29.075	87.1	29:46.153
15	A	1:01.849	■	17.065	24.415	20.369	111.8	30:48.002

36 Alex LYNN — GBR

DS Virgin Racing — DS Virgin DSV-03

Lap		Time		Sector 1	Sector 2	Sector 3	Kph	Elapsed
1	B	1:34.942		37.993	31.160	25.789	58.4	1:34.942
2	B	1:16.145	■	21.947	29.413	24.785	90.8	2:51.087
3	B	1:02.011	■	17.046	24.524	20.441	111.5	3:53.098
4	B	1:13.997	■	20.799	30.041	23.157	93.4	5:07.095
5	B	1:02.278		17.143	24.523	20.612	111.0	6:09.373
6	B	1:18.650		21.722	28.432	28.496	87.9	7:28.023
7	B	1:02.082		17.063	24.428	20.591	111.3	8:30.105
8	B	1:18.987		21.260	30.999	26.728	87.5	9:49.092
9	B	1:02.394		17.195	24.602	20.597	110.8	10:51.486
10	A	9:51.777 B		20.898	31.444	8:59.435	11.7	20:43.263
11	A	6:07.064 B		23.144	40.146	5:03.774	18.8	26:50.327
12	A	1:20.506		23.855	30.652	25.999	85.9	28:10.833
13	A	1:14.011		21.196	28.949	23.866	93.4	29:24.844
14	A	1:01.570	■	16.929	24.309	20.332	112.3	30:26.414

66 Daniel ABT — DEU

Audi Sport ABT Schaeffler — Audi e-tron FE04

Lap		Time		Sector 1	Sector 2	Sector 3	Kph	Elapsed
1	B	2:03.010		1:03.358	33.696	25.956	45.1	2:03.010
2	B	1:24.288	■	19.628	33.388	31.272	82.0	3:27.298
3	B	1:02.205	■	17.301	24.539	20.365	111.1	4:29.503
4	A	4:27.726 B	■	18.144	27.049	3:42.533	25.8	8:57.229
5	A	1:15.933		21.368	28.435	26.130	91.0	10:13.162
6	A	1:02.712		17.276	24.743	20.693	110.2	11:15.874
7	A	1:02.837		17.220	24.671	20.946	110.0	12:18.711
8	A	1:04.812		17.108	25.274	22.430	106.6	13:23.523
9	A	1:01.938		17.060	24.352	20.526	111.6	14:25.461
10	A	1:20.014		18.465	32.647	28.902	86.4	15:45.475

Title Partner | Global Partner | Technical Partner | Official Partners

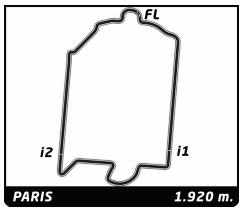

ABB FIA Formula E Championship

Round 8 - Paris ePrix

Non Qualifying Practice 2

Analysis

Official Timekeeper TAGHeuer

200KW | Personal Best | Session Best | **B** Crossing the finish line in pit lane

Lap		Time		Sector 1	Sector 2	Sector 3	Kph	Elapsed
11	A	1:03.436		17.012	24.453	21.971	109.0	16:48.911
12	A	1:05.522		16.991	24.537	23.994	105.5	17:54.433
13	B	8:51.190 **B**		17.076	24.560	8:09.554	13.0	26:45.623
14	B	1:13.329		21.929	28.078	23.322	94.3	27:58.952
15	B	1:11.394	■	18.710	27.802	24.882	96.8	29:10.346
16	B	1:01.187	■	16.913	24.169	20.105	113.0	30:11.533

68 **MA Qing Hua** CHN

NIO Formula E Team NextEV NIO Sport 003

Lap		Time		Sector 1	Sector 2	Sector 3	Kph	Elapsed
1	A	2:08.447		1:09.621	33.040	25.786	43.2	2:08.447
2	A	1:25.758	■	20.751	32.612	32.395	80.6	3:34.205
3	A	1:03.552	■	17.581	24.992	20.979	108.8	4:37.757
4	A	1:15.708	■	20.208	28.320	27.180	91.3	5:53.465
5	A	1:13.330		22.192	27.656	23.482	94.3	7:06.795
6	A	1:07.209		18.464	26.520	22.225	102.8	8:14.004
7	A	1:07.471		20.368	25.287	21.816	102.4	9:21.475
8	A	1:04.551		17.868	25.159	21.524	107.1	10:26.026
9	A	1:05.088		17.954	25.478	21.656	106.2	11:31.114
10	A	1:04.226		17.862	24.998	21.366	107.6	12:35.340
11	B	7:52.028 **B**		17.877	24.951	7:09.200	14.6	20:27.368
12	B	6:36.382 **B**		22.483	36.165	5:37.734	17.4	27:03.750
13	B	1:24.042		23.040	31.537	29.465	82.2	28:27.792
14	B	1:20.437	■	21.519	28.834	30.084	85.9	29:48.229
15	B	1:03.120	■	17.446	24.947	20.727	109.5	30:51.349

Title Partner Global Partner Technical Partner Official Partners

FIA FORMULA E CHAMPIONSHIP 2017-18

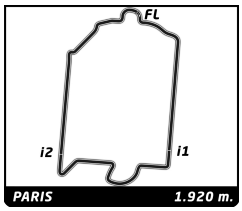

Round 8 - Paris ePrix

ABB FIA Formula E Championship
Non Qualifying Practice 2

Weather Report

Official Timekeeper TAGHeuer

Air Temperature

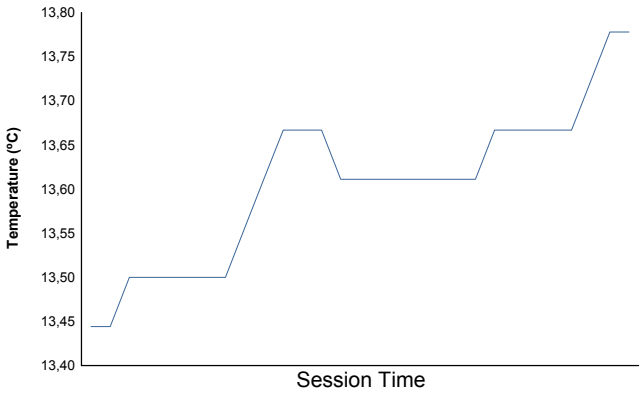

Track Temperature

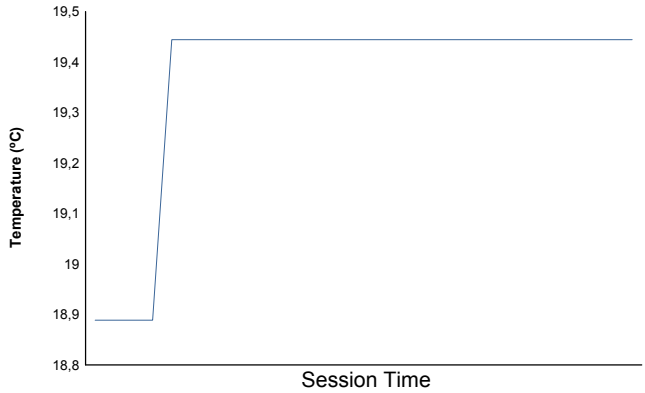

Humidity

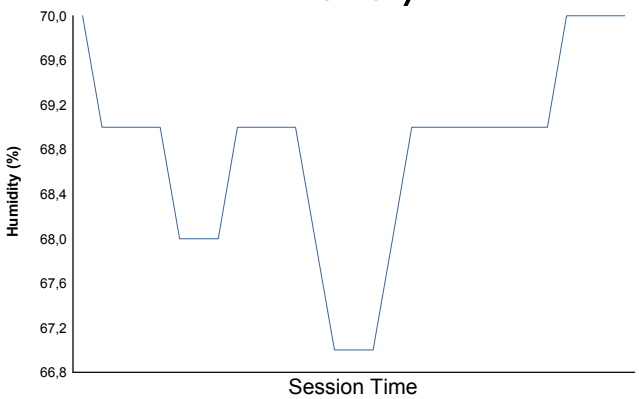

Pressure

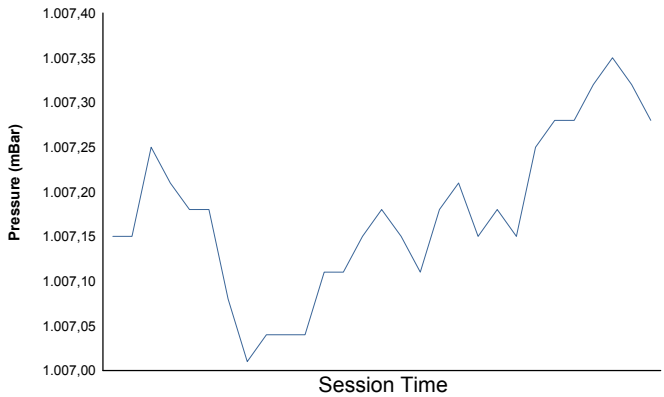

Wind Speed

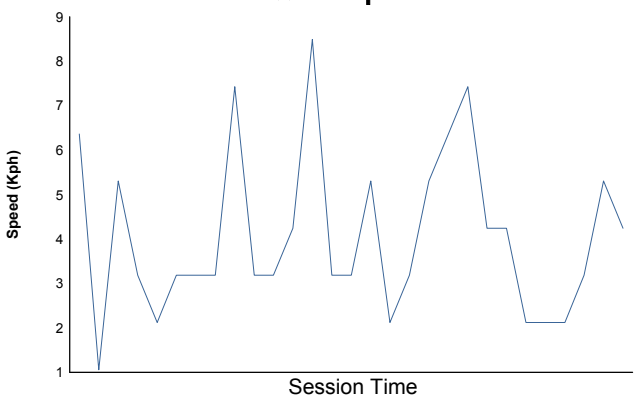

Wind direction

North = 0º/360º Est = 90º South = 180º West= 270º

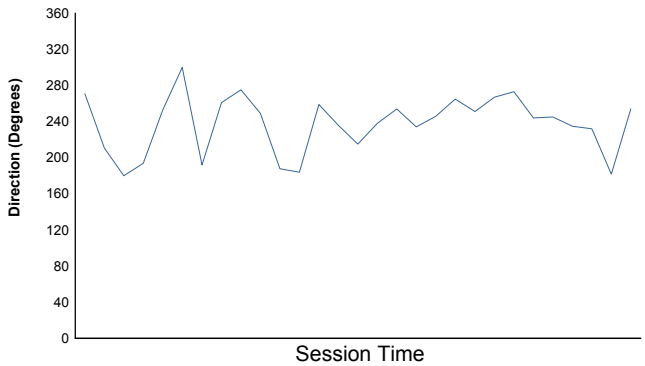

Track Status: **DRY**

Title Partner Global Partner Technical Partner Official Partners
ABB Julius Bär MICHELIN TAGHeuer Qualcomm DHL VISA G.H.Mumm enel Allianz BOSS

FIA FORMULA E CHAMPIONSHIP 2017-18

Doc No. Date: Posted at:

ABB FIA FORMULA E CHAMPIONSHIP

Round 8 - Paris ePrix - Qualifying Group 1

CLASSIFICATION

Official Timekeeper: TAGHeuer

POS	NO	DRIVER	NAT	TEAM	CAR	TIME	LAP	TOTAL	GAP		KPH
1	25	**Jean-Eric VERGNE**	FRA	TECHEETAH	Renault Z.E. 17	**1:01.508**	3	3	-	-	**112.4**
2	2	**Sam BIRD**	GBR	DS Virgin Racing	DS Virgin DSV-03	**1:01.771**	3	3	+0.263	+0.263	**111.9**
3	9	**Sébastien BUEMI**	CHE	Renault e.dams	Renault Z.E. 17	**1:01.837**	3	3	+0.329	+0.066	**111.8**
4	19	**Felix ROSENQVIST**	SWE	Mahindra Racing	Mahindra M4Electro	**1:02.012**	3	3	+0.504	+0.175	**111.5**
5	66	**Daniel ABT**	DEU	Audi Sport ABT Schaeffler	Audi e-tron FE04	**1:02.125**	3	3	+0.617	+0.113	**111.3**

FASTEST LAP

25	**J. VERGNE**	FRA	TECHEETAH	Renault Z.E. 17	1:01.508 on Lap 3	112.4 Kph

Race Director: Timekeeper

Series Partners:

Title Partner Global Partner Technical Partner Official Partners

No part of these results/data may be reproduced, stored in a retrieval system or transmitted in any form or by any means electronic, mechanical, photocopying, recording, broadcasting or otherwise without prior permission of the copyright holder except for reproduction in local/national/international daily press and regular printed publications on sale to the public within 90 days of the event to which the results/data relate and provided that the copyright symbol appears together with the name of the copyright holder.

The FÉDÉRATION INTERNATIONALE DE L'AUTOMOBILE logo, FÉDÉRATION INTERNATIONALE DE L'AUTOMOBILE, FIA logo, FIA, FIA FORMULA-E CHAMPIONSHIP, FIA FORMULA-E CHAMPIONSHIP logo and related marks are protectedtrademarks of the Fédération Internationale de l'Automobile (FIA), Chemin de Blandonnet 2, 1214 Vernier, Switzerland.

©2017, Fédération Internationale de l'Automobile (FIA)

FIA FORMULA E CHAMPIONSHIP 2017-18

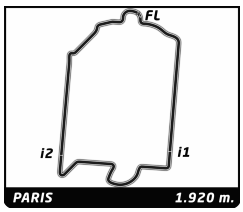

ABB FIA Formula E Championship

Round 8 - Paris ePrix

Qualifying Group 1

Best Sector Times

Official Timekeeper TAGHeuer

	SECTOR 1		SECTOR 2		SECTOR 3						
Pos	Driver	Time	Driver	Time	Driver	Time	Pos	Driver	Ideal Lap	Best Lap	
1	25 J.VERGNE	16.850	9 S.BUEMI	24.446	25 J.VERGNE	20.185	1	25 J.VERGNE	1:01.508	1:01.508	(1)
2	2 S.BIRD	16.933	2 S.BIRD	24.458	9 S.BUEMI	20.282	2	2 S.BIRD	1:01.771	1:01.771	(2)
3	19 F.ROSENQVIST	16.945	25 J.VERGNE	24.473	66 D.ABT	20.357	3	9 S.BUEMI	1:01.837	1:01.837	(3)
4	66 D.ABT	17.072	19 F.ROSENQVIST	24.664	2 S.BIRD	20.380	4	19 F.ROSENQVIST	1:02.012	1:02.012	(4)
5	9 S.BUEMI	17.109	66 D.ABT	24.696	19 F.ROSENQVIST	20.403	5	66 D.ABT	1:02.125	1:02.125	(5)

Title Partner Global Partner Technical Partner Official Partners

FIA FORMULA E CHAMPIONSHIP 2017-18

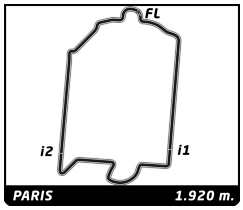

ABB FIA Formula E Championship

Round 8 - Paris ePrix

Qualifying Group 1

Fastest Lap Sequence

Official Timekeeper TAGHeuer

Practice Time	Driver	Team	Car	Time	Kph	Lap
5:22.910	66 Daniel ABT	Audi Sport ABT Schaeffler	Audi e-tron FE04	**1:12.414**	95.5	2
5:27.221	25 Jean-Eric VERGNE	TECHEETAH	Renault Z.E. 17	**1:11.488**	96.7	2
6:25.035	66 Daniel ABT	Audi Sport ABT Schaeffler	Audi e-tron FE04	**1:02.125**	111.3	3
6:28.729	25 Jean-Eric VERGNE	TECHEETAH	Renault Z.E. 17	**1:01.508**	112.4	3

Title Partner Global Partner Technical Partner Official Partners

FIA FORMULA E CHAMPIONSHIP 2017-18

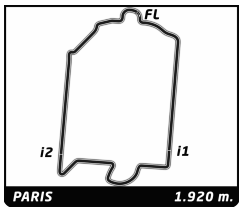

ABB FIA Formula E Championship

Round 8 - Paris ePrix

Qualifying Group 1

Analysis

Official Timekeeper TAGHeuer

200KW | Personal Best | Session Best | **B** Crossing the finish line in pit lane

2 Sam BIRD — GBR

DS Virgin Racing — DS Virgin DSV-03

Lap		Time		Sector 1	Sector 2	Sector 3	Kph	Elapsed
1	B	4:23.352		3:30.792	27.449	25.111	21.1	4:23.352
2	B	1:18.251	■	19.442	30.330	28.479	88.3	5:41.603
3	B	1:01.771	■	16.933	24.458	20.380	111.9	6:43.374

9 Sébastien BUEMI — CHE

Renault e.dams — Renault Z.E. 17

Lap		Time		Sector 1	Sector 2	Sector 3	Kph	Elapsed
1	B	4:35.828		3:40.979	30.003	24.846	20.1	4:35.828
2	B	1:11.676	■	18.897	28.331	24.448	96.4	5:47.504
3	B	1:01.837	■	17.109	24.446	20.282	111.8	6:49.341

19 Felix ROSENQVIST — SWE

Mahindra Racing — Mahindra M4Electro

Lap		Time		Sector 1	Sector 2	Sector 3	Kph	Elapsed
1	B	4:21.568		3:25.349	27.526	28.693	21.2	4:21.568
2	B	1:12.301	■	18.309	29.991	24.001	95.6	5:33.869
3	B	1:02.012	■	16.945	24.664	20.403	111.5	6:35.881

25 Jean-Eric VERGNE — FRA

TECHEETAH — Renault Z.E. 17

Lap		Time		Sector 1	Sector 2	Sector 3	Kph	Elapsed
1	B	4:15.733		3:19.881	30.120	25.732	21.7	4:15.733
2	B	1:11.488	■	20.704	26.836	23.948	96.7	5:27.221
3	B	1:01.508	■	16.850	24.473	20.185	112.4	6:28.729

66 Daniel ABT — DEU

Audi Sport ABT Schaeffler — Audi e-tron FE04

Lap		Time		Sector 1	Sector 2	Sector 3	Kph	Elapsed
1	B	4:10.496		3:12.697	30.937	26.862	22.1	4:10.496
2	B	1:12.414	■	20.286	28.750	23.378	95.5	5:22.910
3	B	1:02.125	■	17.072	24.696	20.357	111.3	6:25.035

Title Partner | Global Partner | Technical Partner | Official Partners
ABB | Julius Bär | MICHELIN | TAGHeuer | Qualcomm | DHL | VISA | G.H.MUMM | enel | Allianz | BOSS

FIA FORMULA E CHAMPIONSHIP 2017-18

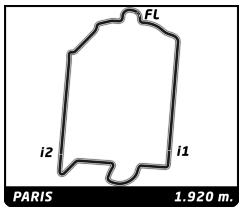

Round 8 - Paris ePrix

ABB FIA Formula E Championship
Qualifying Group 1

Weather Report

Official Timekeeper TAGHeuer

Air Temperature

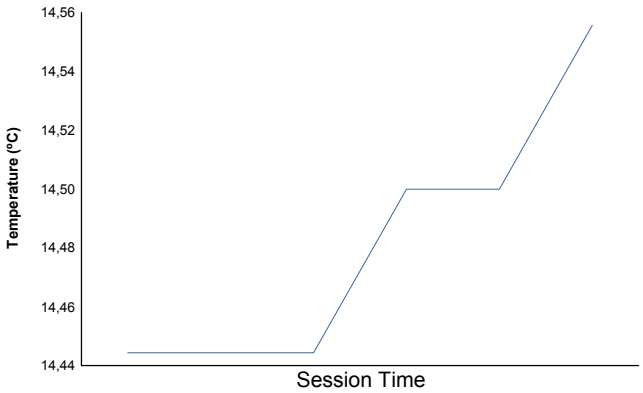

Track Temperature

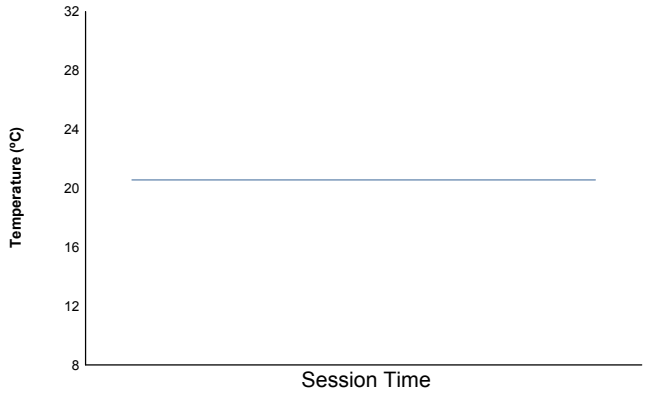

Humidity

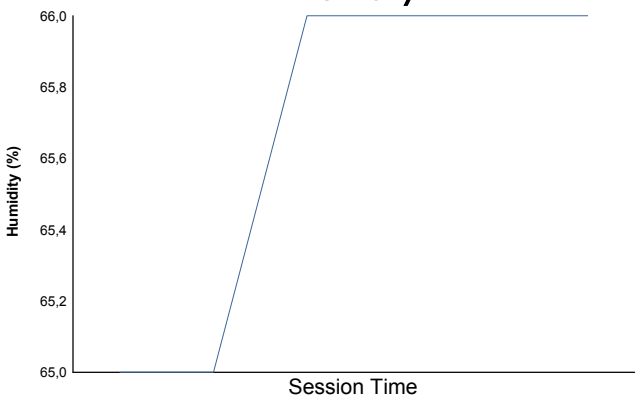

Pressure

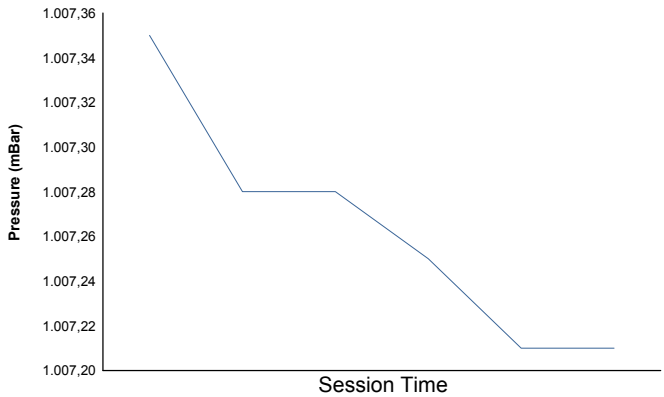

Wind Speed

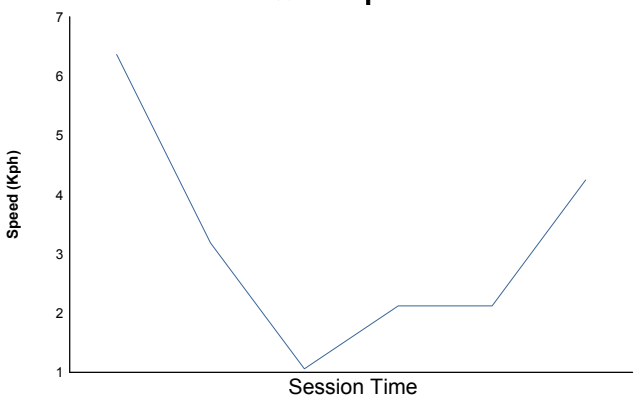

Wind direction

North = 0º/360º Est = 90º South = 180º West= 270º

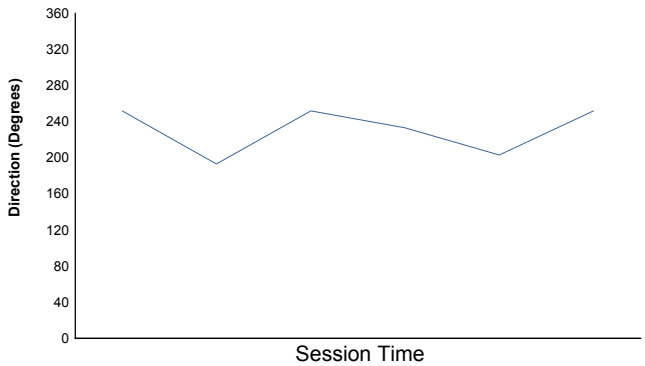

Track Status: **DRY**

Title Partner Global Partner Technical Partner Official Partners
ABB Julius Bär MICHELIN TAGHeuer Qualcomm DHL VISA G.H.Mumm enel Allianz BOSS

FIA FORMULA E CHAMPIONSHIP 2017-18

Doc No. Date: Posted at:

ABB FIA FORMULA E CHAMPIONSHIP

Round 8 - Paris ePrix - Qualifying Group 2

CLASSIFICATION

Official Timekeeper: TAGHeuer

POS	NO	DRIVER	NAT	TEAM	CAR	TIME	LAP	TOTAL	GAP		KPH
1	18	**André LOTTERER**	DEU	TECHEETAH	Renault Z.E. 17	**1:01.818**	3	3	-	-	**111.8**
2	1	**Lucas DI GRASSI**	BRA	Audi Sport ABT Schaeffler	Audi e-tron FE04	**1:01.823**	3	3	+0.005	+0.005	**111.8**
3	16	**Oliver TURVEY**	GBR	NIO Formula E Team	NextEV NIO Sport 003	**1:01.888**	3	3	+0.070	+0.065	**111.7**
4	20	**Mitch EVANS**	NZL	Panasonic Jaguar Racing	Jaguar I-Type II	**1:02.122**	3	3	+0.304	+0.234	**111.3**

MAX. QUAL. TIME: 1:07.999

	3	**Nelson PIQUET**	BRA	Panasonic Jaguar Racing	Jaguar I-Type II

FASTEST LAP

18	**A. LOTTERER**	DEU	TECHEETAH	Renault Z.E. 17	1:01.818 on Lap 3	111.8 Kph

Race Director: Timekeeper

Series Partners:

Title Partner Global Partner Technical Partner Official Partners

No part of these results/data may be reproduced, stored in a retrieval system or transmitted in any form or by any means electronic, mechanical, photocopying, recording, broadcasting or otherwise without prior permission of the copyright holder except for reproduction in local/national/international daily press and regular printed publications on sale to the public within 90 days of the event to which the results/data relate and provided that the copyright symbol appears together with the name of the copyright holder.

The FÉDÉRATION INTERNATIONALE DE L'AUTOMOBILE logo, FÉDÉRATION INTERNATIONALE DE L'AUTOMOBILE, FIA logo, FIA, FIA FORMULA-E CHAMPIONSHIP, FIA FORMULA-E CHAMPIONSHIP logo and related marks are protectedtrademarks of the Fédération Internationale de l'Automobile (FIA), Chemin de Blandonnet 2, 1214 Vernier, Switzerland.

©2017, Fédération Internationale de l'Automobile (FIA)

FIA FORMULA E CHAMPIONSHIP 2017-18

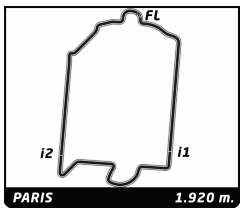

ABB FIA Formula E Championship

Round 8 - Paris ePrix

Qualifying Group 2

Best Sector Times

Official Timekeeper TAGHeuer

	SECTOR 1		SECTOR 2		SECTOR 3						
Pos	Driver	Time	Driver	Time	Driver	Time	Pos	Driver	Ideal Lap	Best Lap	
1	1 L.DI GRASSI	16.935	16 O.TURVEY	24.417	18 A.LOTTERER	20.364	1	18 A.LOTTERER	1:01.818	1:01.818	(1)
2	18 A.LOTTERER	16.952	18 A.LOTTERER	24.502	1 L.DI GRASSI	20.385	2	1 L.DI GRASSI	1:01.823	1:01.823	(2)
3	16 O.TURVEY	17.068	1 L.DI GRASSI	24.503	16 O.TURVEY	20.403	3	16 O.TURVEY	1:01.888	1:01.888	(3)
4	20 M.EVANS	17.142	20 M.EVANS	24.564	20 M.EVANS	20.416	4	20 M.EVANS	1:02.122	1:02.122	(4)

Title Partner Global Partner Technical Partner Official Partners

FIA FORMULA E CHAMPIONSHIP 2017-18

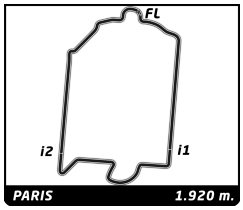

ABB FIA Formula E Championship

Round 8 - Paris ePrix

Qualifying Group 2

Fastest Lap Sequence

Official Timekeeper TAGHeuer

Practice Time	Driver	Team	Car	Time	Kph	Lap
4:30.288	18 André LOTTERER	TECHEETAH	Renault Z.E. 17	**1:09.588**	99.3	2
4:50.175	20 Mitch EVANS	Panasonic Jaguar Racing	Jaguar I-Type II	**1:08.348**	101.1	2
5:32.106	18 André LOTTERER	TECHEETAH	Renault Z.E. 17	**1:01.818**	111.8	3

Title Partner Global Partner Technical Partner Official Partners

FIA FORMULA E CHAMPIONSHIP 2017-18

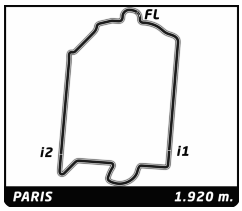

ABB FIA Formula E Championship

Round 8 - Paris ePrix

Qualifying Group 2

Analysis

Official Timekeeper TAGHeuer

200KW | Personal Best | Session Best | **B** Crossing the finish line in pit lane

1 Lucas DI GRASSI — BRA

Audi Sport ABT Schaeffler — Audi e-tron FE04

Lap		Time	Sector 1	Sector 2	Sector 3	Kph	Elapsed
1	A	3:31.757	2:38.382	27.919	25.456	26.2	3:31.757
2	A	1:12.115	20.917	28.494	22.704	95.8	4:43.872
3	A	1:01.823	16.935	24.503	20.385	111.8	5:45.695

16 Oliver TURVEY — GBR

NIO Formula E Team — NextEV NIO Sport 003

Lap		Time	Sector 1	Sector 2	Sector 3	Kph	Elapsed
1	B	3:45.460	2:51.436	29.174	24.850	24.6	3:45.460
2	B	1:13.034	21.146	26.959	24.929	94.6	4:58.494
3	B	1:01.888	17.068	24.417	20.403	111.7	6:00.382

18 André LOTTERER — DEU

TECHEETAH — Renault Z.E. 17

Lap		Time	Sector 1	Sector 2	Sector 3	Kph	Elapsed
1	B	3:20.700	2:26.928	29.244	24.528	27.6	3:20.700
2	B	1:09.588	18.856	26.807	23.925	99.3	4:30.288
3	B	1:01.818	16.952	24.502	20.364	111.8	5:32.106

20 Mitch EVANS — NZL

Panasonic Jaguar Racing — Jaguar I-Type II

Lap		Time	Sector 1	Sector 2	Sector 3	Kph	Elapsed
1	B	3:41.827	2:48.458	28.236	25.133	25.0	3:41.827
2	B	1:08.348	19.352	26.838	22.158	101.1	4:50.175
3	B	1:02.122	17.142	24.564	20.416	111.3	5:52.297

Title Partner | Global Partner | Technical Partner | Official Partners

FIA FORMULA E CHAMPIONSHIP 2017-18

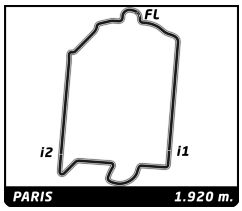

Round 8 - Paris ePrix

ABB FIA Formula E Championship
Qualifying Group 2

Weather Report

Official Timekeeper TAGHeuer

Air Temperature

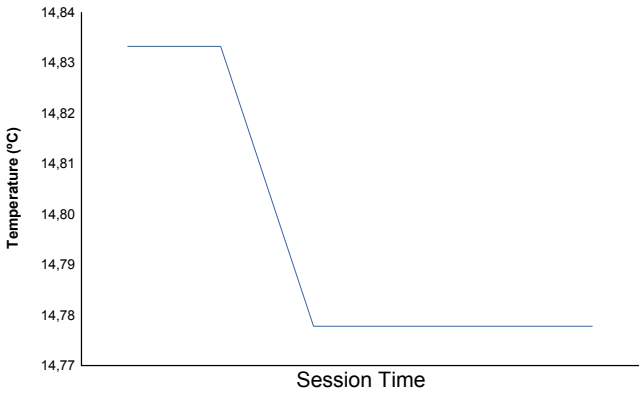

Track Temperature

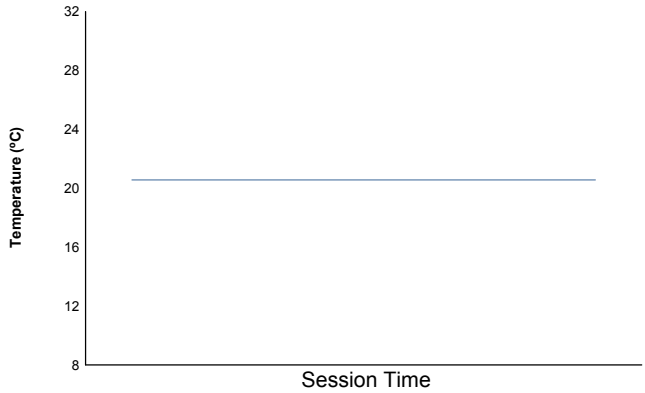

Humidity

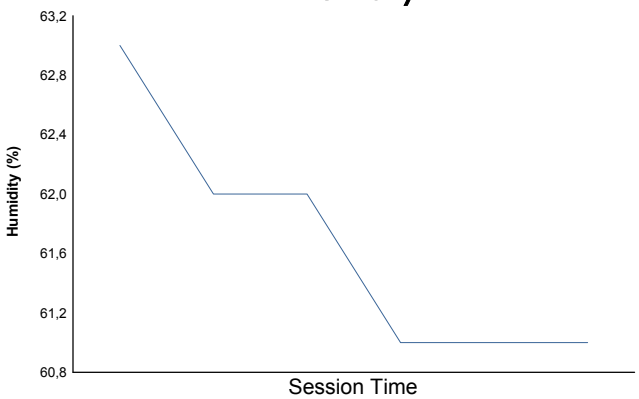

Pressure

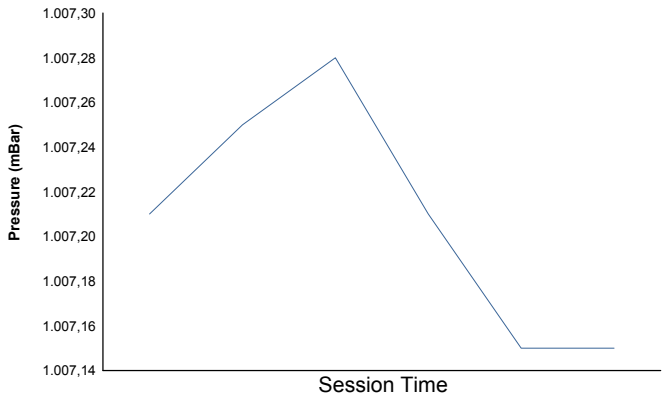

Wind Speed

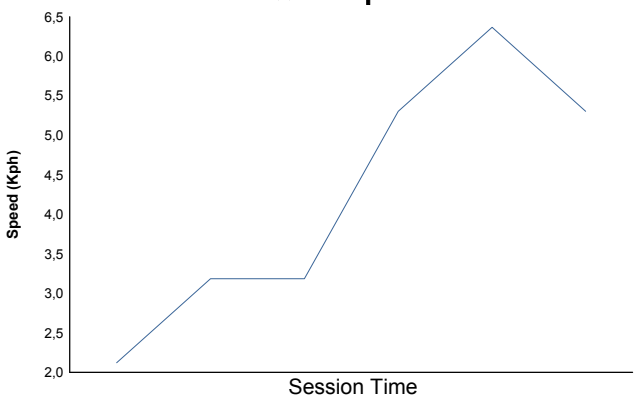

Wind direction

North = 0º/360º Est = 90º South = 180º West= 270º

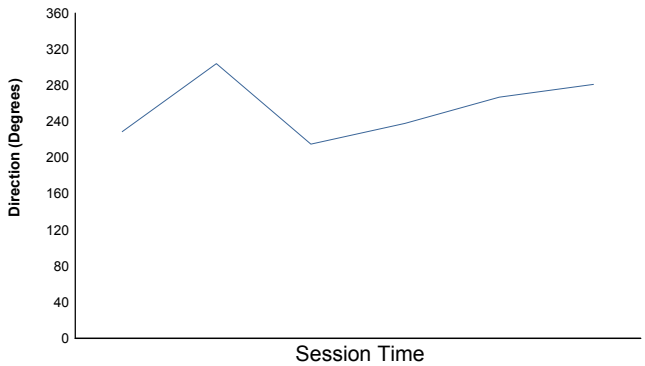

Track Status: **DRY**

Title Partner Global Partner Technical Partner Official Partners

FIA FORMULA E CHAMPIONSHIP 2017-18

Doc No. Date: Posted at:

ABB FIA FORMULA E CHAMPIONSHIP

Round 8 - Paris ePrix - Qualifying Group 3

CLASSIFICATION

Official Timekeeper: TAGHeuer

POS	NO	DRIVER	NAT	TEAM	CAR	TIME	LAP	TOTAL	GAP		KPH
1	28	**Antonio Felix DA COSTA**	PRT	Andretti Formula E	Andretti ATEC-03	**1:01.563**	3	3	-	-	**112.3**
2	6	**José Maria LOPEZ**	ARG	DRAGON	PENSKE EV-2	**1:01.902**	3	3	+0.339	+0.339	**111.7**
3	23	**Nick HEIDFELD**	DEU	Mahindra Racing	Mahindra M4Electro	**1:02.058**	3	3	+0.495	+0.156	**111.4**
4	36	**Alex LYNN**	GBR	DS Virgin Racing	DS Virgin DSV-03	**1:02.139**	3	3	+0.576	+0.081	**111.2**
5	4	**Edoardo MORTARA**	CHE	Venturi Formula E Team	Venturi VM200-FE-03	**1:02.834**	3	3	+1.271	+0.695	**110.0**

FASTEST LAP

28	**A. DA COSTA**	PRT	Andretti Formula E	Andretti ATEC-03	1:01.563 on Lap 3	112.3 Kph

Race Director: Timekeeper

Series Partners:

Title Partner Global Partner Technical Partner Official Partners

No part of these results/data may be reproduced, stored in a retrieval system or transmitted in any form or by any means electronic, mechanical, photocopying, recording, broadcasting or otherwise without prior permission of the copyright holder except for reproduction in local/national/international daily press and regular printed publications on sale to the public within 90 days of the event to which the results/data relate and provided that the copyright symbol appears together with the name of the copyright holder.

The FÉDÉRATION INTERNATIONALE DE L'AUTOMOBILE logo, FÉDÉRATION INTERNATIONALE DE L'AUTOMOBILE, FIA logo, FIA, FIA FORMULA-E CHAMPIONSHIP, FIA FORMULA-E CHAMPIONSHIP logo and related marks are protectedtrademarks of the Fédération Internationale de l'Automobile (FIA), Chemin de Blandonnet 2, 1214 Vernier, Switzerland.

©2017, Fédération Internationale de l'Automobile (FIA)

FIA FORMULA E CHAMPIONSHIP 2017-18

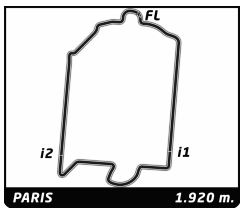

ABB FIA Formula E Championship

Round 8 - Paris ePrix

Qualifying Group 3

Best Sector Times

Official Timekeeper TAGHeuer

	SECTOR 1		SECTOR 2		SECTOR 3						
Pos	Driver	Time	Driver	Time	Driver	Time	Pos	Driver	Ideal Lap	Best Lap	
1	28 A.DA COSTA	16.981	28 A.DA COSTA	24.272	6 J.LOPEZ	20.256	1	28 A.DA COSTA	1:01.563	1:01.563	(1)
2	36 A.LYNN	16.982	23 N.HEIDFELD	24.390	28 A.DA COSTA	20.310	2	6 J.LOPEZ	1:01.902	1:01.902	(2)
3	23 N.HEIDFELD	17.133	6 J.LOPEZ	24.474	36 A.LYNN	20.481	3	23 N.HEIDFELD	1:02.058	1:02.058	(3)
4	6 J.LOPEZ	17.172	4 E.MORTARA	24.672	23 N.HEIDFELD	20.535	4	36 A.LYNN	1:02.139	1:02.139	(4)
5	4 E.MORTARA	17.190	36 A.LYNN	24.676	4 E.MORTARA	20.972	5	4 E.MORTARA	1:02.834	1:02.834	(5)

Title Partner Global Partner Technical Partner Official Partners

FIA FORMULA E CHAMPIONSHIP 2017-18

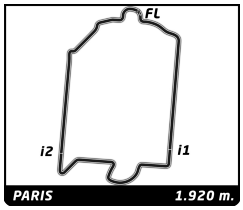

ABB FIA Formula E Championship

Round 8 - Paris ePrix

Qualifying Group 3

Fastest Lap Sequence

Official Timekeeper TAGHeuer

Practice Time	Driver	Team	Car	Time	Kph	Lap
2:49.064	4 Edoardo MORTARA	Venturi Formula E Team	Venturi VM200-FE-03	**1:11.385**	96.8	2
3:51.898	4 Edoardo MORTARA	Venturi Formula E Team	Venturi VM200-FE-03	**1:02.834**	110.0	3
4:00.323	28 Antonio Felix DA COSTA	Andretti Formula E	Andretti ATEC-03	**1:01.563**	112.3	3

Title Partner Global Partner Technical Partner Official Partners

FIA FORMULA E CHAMPIONSHIP 2017-18

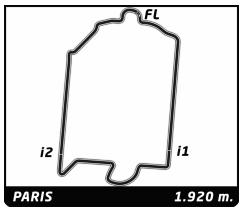

ABB FIA Formula E Championship

Round 8 - Paris ePrix

Qualifying Group 3

Analysis

Official Timekeeper TAGHeuer

200KW | Personal Best | Session Best | **B** Crossing the finish line in pit lane

4 Edoardo MORTARA — CHE

Venturi Formula E Team — Venturi VM200-FE-03

Lap		Time		Sector 1	Sector 2	Sector 3	Kph	Elapsed
1	B	1:37.679		42.493	29.830	25.356	56.8	1:37.679
2	B	1:11.385	■	20.012	28.420	22.953	96.8	2:49.064
3	B	1:02.834	■	17.190	24.672	20.972	110.0	3:51.898

6 José Maria LOPEZ — ARG

DRAGON — PENSKE EV-2

Lap		Time		Sector 1	Sector 2	Sector 3	Kph	Elapsed
1	A	1:59.784		1:03.808	29.981	25.995	46.3	1:59.784
2	A	1:13.852	■	19.607	29.350	24.895	93.6	3:13.636
3	A	1:01.902	■	17.172	24.474	20.256	111.7	4:15.538

23 Nick HEIDFELD — DEU

Mahindra Racing — Mahindra M4Electro

Lap		Time		Sector 1	Sector 2	Sector 3	Kph	Elapsed
1	B	4:29.905		3:39.824	26.211	23.870	20.5	4:29.905
2	B	1:13.505	■	17.936	29.525	26.044	94.0	5:43.410
3	B	1:02.058	■	17.133	24.390	20.535	111.4	6:45.468

28 Antonio Felix DA COSTA — PRT

Andretti Formula E — Andretti ATEC-03

Lap		Time		Sector 1	Sector 2	Sector 3	Kph	Elapsed
1	A	1:43.302		43.254	33.107	26.941	53.7	1:43.302
2	A	1:15.458	■	20.976	30.685	23.797	91.6	2:58.760
3	A	1:01.563	■	16.981	24.272	20.310	112.3	4:00.323

36 Alex LYNN — GBR

DS Virgin Racing — DS Virgin DSV-03

Lap		Time		Sector 1	Sector 2	Sector 3	Kph	Elapsed
1	B	1:49.091		43.823	34.909	30.359	50.8	1:49.091
2	B	1:19.450	■	22.538	30.966	25.946	87.0	3:08.541
3	B	1:02.139	■	16.982	24.676	20.481	111.2	4:10.680

Title Partner | Global Partner | Technical Partner | Official Partners

FIA FORMULA E CHAMPIONSHIP 2017-18

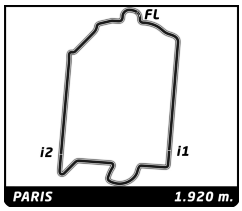

Round 8 - Paris ePrix

ABB FIA Formula E Championship
Qualifying Group 3

Weather Report

Official Timekeeper TAGHeuer

Air Temperature

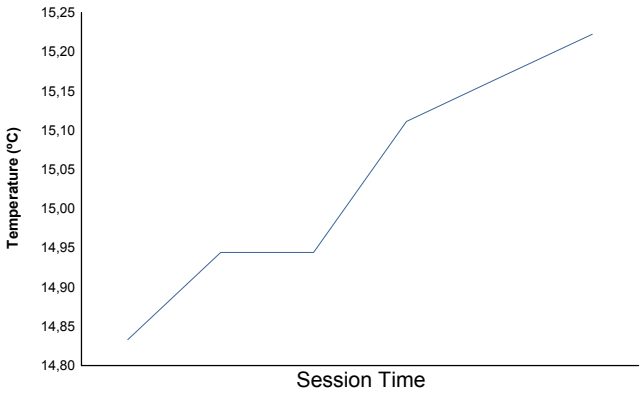

Track Temperature

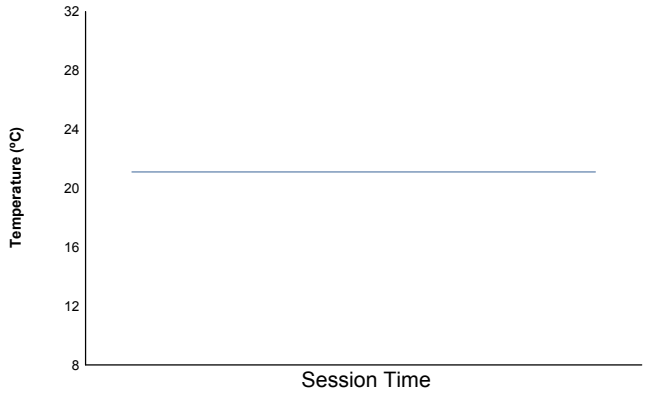

Humidity

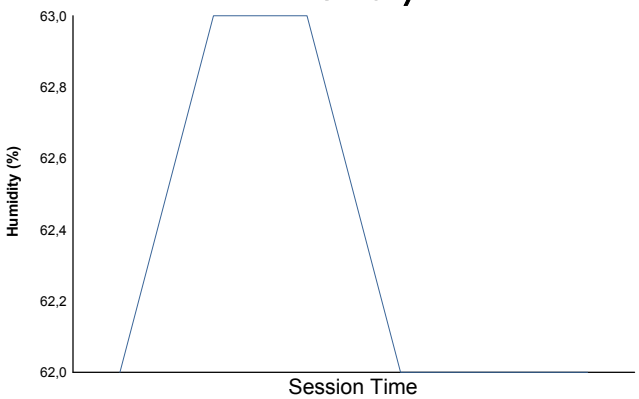

Pressure

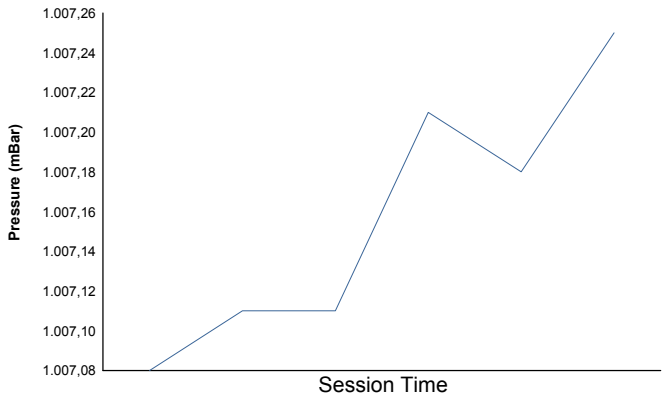

Wind Speed

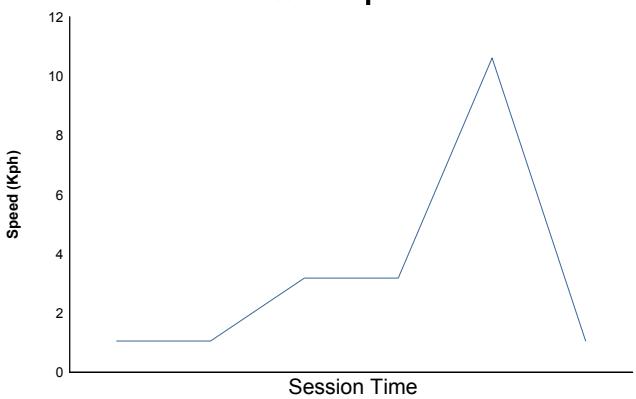

Wind direction

North = 0º/360º Est = 90º South = 180º West= 270º

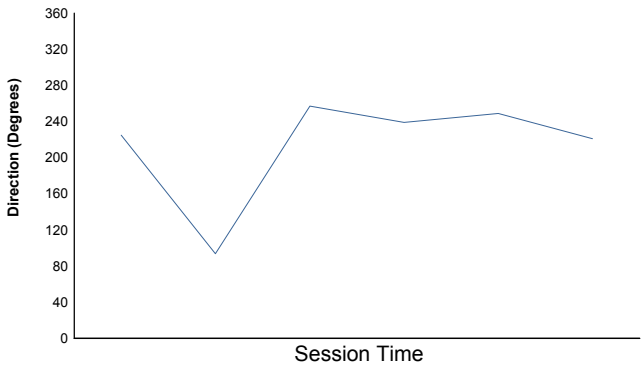

Track Status: **DRY**

Title Partner Global Partner Technical Partner Official Partners
ABB Julius Bär MICHELIN TAGHeuer Qualcomm DHL VISA G.H.Mumm enel Allianz BOSS

FIA FORMULA E CHAMPIONSHIP 2017-18

Doc No. Date: Posted at:

ABB FIA FORMULA E CHAMPIONSHIP

Round 8 - Paris ePrix - Qualifying Group 4

CLASSIFICATION

Official Timekeeper: TAGHeuer

POS	NO	DRIVER	NAT	TEAM	CAR	TIME	LAP	TOTAL	GAP		KPH
1	5	**Maro ENGEL**	DEU	Venturi Formula E Team	Venturi VM200-FE-03	**1:01.756**	3	3	-	-	**111.9**
2	7	**Jérôme D'AMBROSIO**	BEL	DRAGON	PENSKE EV-2	**1:01.836**	3	3	+0.080	+0.080	**111.8**
3	8	**Nicolas PROST**	FRA	Renault e.dams	Renault Z.E. 17	**1:02.092**	3	3	+0.336	+0.256	**111.3**
4	27	**Tom BLOMQVIST**	GBR	Andretti Formula E	Andretti ATEC-03	**1:02.823**	3	3	+1.067	+0.731	**110.0**
5	68	**MA Qing Hua**	CHN	NIO Formula E Team	NextEV NIO Sport 003	**1:02.998**	3	3	+1.242	+0.175	**109.7**

FASTEST LAP

5	**M. ENGEL**	DEU	Venturi Formula E Team	Venturi VM200-FE-03	1:01.756 on Lap 3	111.9 Kph

Race Director: Timekeeper

Series Partners:

Title Partner Global Partner Technical Partner Official Partners

No part of these results/data may be reproduced, stored in a retrieval system or transmitted in any form or by any means electronic, mechanical, photocopying, recording, broadcasting or otherwise without prior permission of the copyright holder except for reproduction in local/national/international daily press and regular printed publications on sale to the public within 90 days of the event to which the results/data relate and provided that the copyright symbol appears together with the name of the copyright holder.

The FÉDÉRATION INTERNATIONALE DE L'AUTOMOBILE logo, FÉDÉRATION INTERNATIONALE DE L'AUTOMOBILE, FIA logo, FIA, FIA FORMULA-E CHAMPIONSHIP, FIA FORMULA-E CHAMPIONSHIP logo and related marks are protectedtrademarks of the Fédération Internationale de l'Automobile (FIA), Chemin de Blandonnet 2, 1214 Vernier, Switzerland.

©2017, Fédération Internationale de l'Automobile (FIA)

FIA FORMULA E CHAMPIONSHIP 2017-18

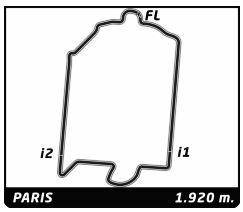

ABB FIA Formula E Championship

Round 8 - Paris ePrix

Qualifying Group 4

Best Sector Times

Official Timekeeper TAGHeuer

	SECTOR 1		SECTOR 2		SECTOR 3						
Pos	Driver	Time	Driver	Time	Driver	Time	Pos	Driver	Ideal Lap	Best Lap	
1	7 J.D'AMBROSIO	17.094	5 M.ENGEL	24.306	5 M.ENGEL	20.233	1	5 M.ENGEL	1:01.756	1:01.756	(1)
2	68 MA Qing Hua	17.147	7 J.D'AMBROSIO	24.355	7 J.D'AMBROSIO	20.387	2	7 J.D'AMBROSIO	1:01.836	1:01.836	(2)
3	8 N.PROST	17.167	8 N.PROST	24.435	8 N.PROST	20.490	3	8 N.PROST	1:02.092	1:02.092	(3)
4	27 T.BLOMQVIST	17.176	68 MA Qing Hua	24.897	27 T.BLOMQVIST	20.651	4	27 T.BLOMQVIST	1:02.823	1:02.823	(4)
5	5 M.ENGEL	17.217	27 T.BLOMQVIST	24.996	68 MA Qing Hua	20.954	5	68 MA Qing Hua	1:02.998	1:02.998	(5)

Title Partner Global Partner Technical Partner Official Partners

FIA FORMULA E CHAMPIONSHIP 2017-18

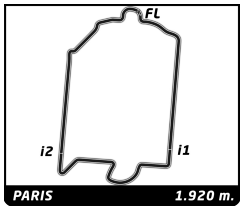

ABB FIA Formula E Championship

Round 8 - Paris ePrix

Qualifying Group 4

Fastest Lap Sequence

Official Timekeeper TAGHeuer

Practice Time	Driver	Team	Car	Time	Kph	Lap
2:34.890	8 Nicolas PROST	Renault e.dams	Renault Z.E. 17	**1:10.174**	98.5	2
2:45.604	7 Jérôme D'AMBROSIO	DRAGON	PENSKE EV-2	**1:09.345**	99.7	2
3:36.982	8 Nicolas PROST	Renault e.dams	Renault Z.E. 17	**1:02.092**	111.3	3
3:47.440	7 Jérôme D'AMBROSIO	DRAGON	PENSKE EV-2	**1:01.836**	111.8	3
4:13.045	5 Maro ENGEL	Venturi Formula E Team	Venturi VM200-FE-03	**1:01.756**	111.9	3

Title Partner Global Partner Technical Partner Official Partners

FIA FORMULA E CHAMPIONSHIP 2017-18

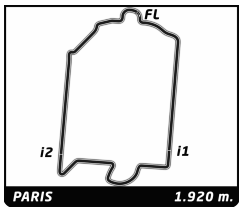

ABB FIA Formula E Championship

Round 8 - Paris ePrix

Qualifying Group 4

Analysis

Official Timekeeper TAGHeuer

200KW | Personal Best | Session Best | **B** Crossing the finish line in pit lane

5 Maro ENGEL — DEU

Venturi Formula E Team — Venturi VM200-FE-03

Lap		Time		Sector 1	Sector 2	Sector 3	Kph	Elapsed
1	A	1:53.897		58.232	27.487	28.178	48.7	1:53.897
2	A	1:17.392	■	18.284	30.369	28.739	89.3	3:11.289
3	A	1:01.756	■	17.217	24.306	20.233	111.9	4:13.045

7 Jérôme D'AMBROSIO — BEL

DRAGON — PENSKE EV-2

Lap		Time		Sector 1	Sector 2	Sector 3	Kph	Elapsed
1	B	1:36.259		43.271	28.186	24.802	57.6	1:36.259
2	B	1:09.345	■	19.647	26.936	22.762	99.7	2:45.604
3	B	1:01.836	■	17.094	24.355	20.387	111.8	3:47.440

8 Nicolas PROST — FRA

Renault e.dams — Renault Z.E. 17

Lap		Time		Sector 1	Sector 2	Sector 3	Kph	Elapsed
1	B	1:24.716		32.617	27.966	24.133	65.4	1:24.716
2	B	1:10.174	■	18.931	27.580	23.663	98.5	2:34.890
3	B	1:02.092	■	17.167	24.435	20.490	111.3	3:36.982

27 Tom BLOMQVIST — GBR

Andretti Formula E — Andretti ATEC-03

Lap		Time		Sector 1	Sector 2	Sector 3	Kph	Elapsed
1	A	1:45.440		44.819	33.179	27.442	52.6	1:45.440
2	A	1:19.405	■	21.687	30.249	27.469	87.0	3:04.845
3	A	1:02.823	■	17.176	24.996	20.651	110.0	4:07.668

68 MA Qing Hua — CHN

NIO Formula E Team — NextEV NIO Sport 003

Lap		Time		Sector 1	Sector 2	Sector 3	Kph	Elapsed
1	A	2:03.346		1:09.609	29.290	24.447	44.9	2:03.346
2	A	1:14.080	■	19.071	27.469	27.540	93.3	3:17.426
3	A	1:02.998	■	17.147	24.897	20.954	109.7	4:20.424

Title Partner | Global Partner | Technical Partner | Official Partners

FIA FORMULA E CHAMPIONSHIP 2017-18

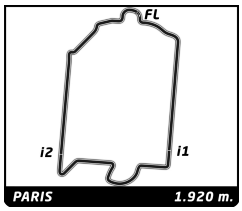

Round 8 - Paris ePrix

ABB FIA Formula E Championship
Qualifying Group 4

Weather Report

Official Timekeeper TAGHeuer

Air Temperature

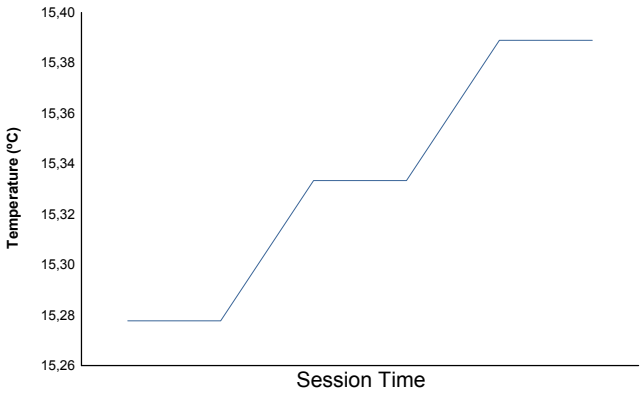

Track Temperature

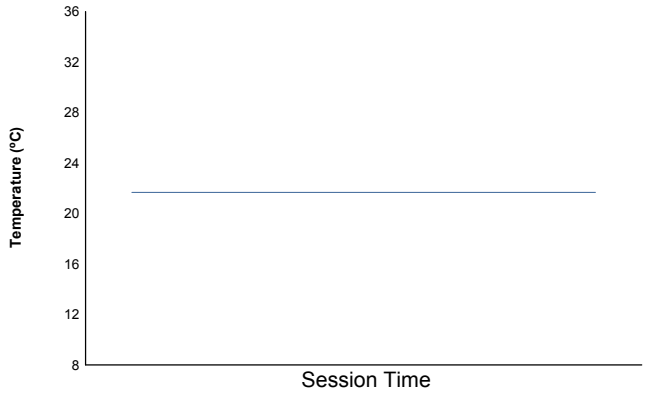

Humidity

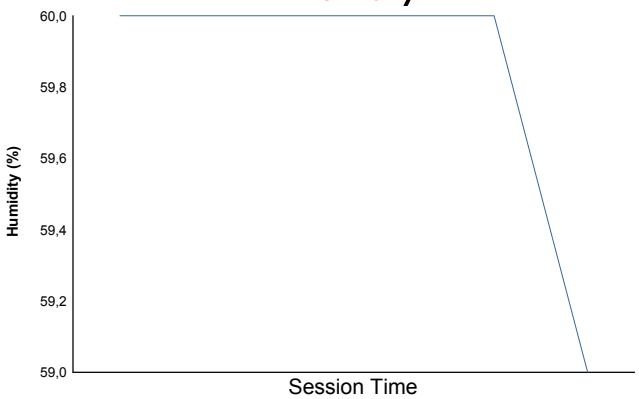

Pressure

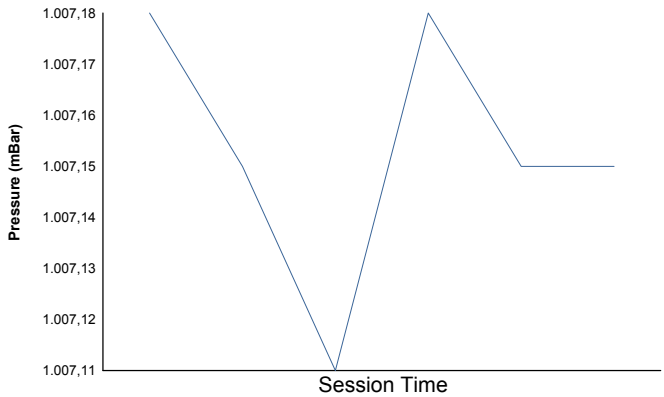

Wind Speed

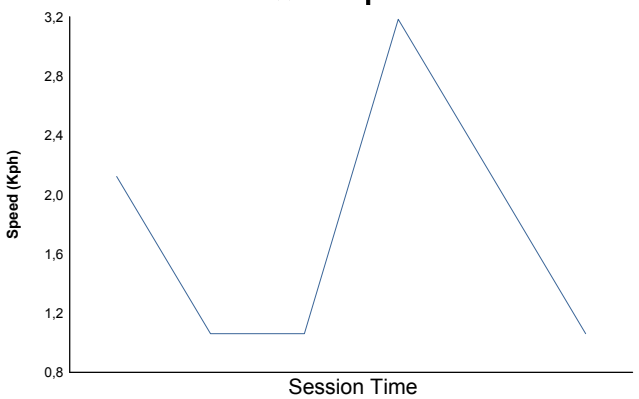

Wind direction

North = 0º/360º Est = 90º South = 180º West= 270º

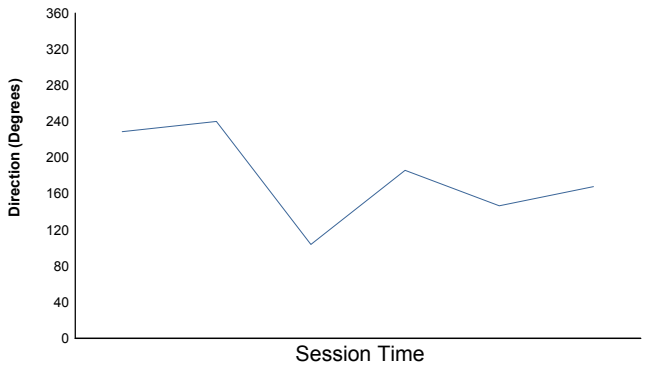

Track Status: **DRY**

Title Partner Global Partner Technical Partner Official Partners

FIA FORMULA E CHAMPIONSHIP 2017-18

Doc No. Date: Posted at:

ABB FIA FORMULA E CHAMPIONSHIP

Round 8 - Paris ePrix - Qualifying Groups

CLASSIFICATION

Official Timekeeper: TAGHeuer

POS	NO	DRIVER	NAT	TEAM	TIME	GAP		SESSION
1	25	Jean-Eric VERGNE	FRA	TECHEETAH	1:01.508			Qualifying Group 1
2	28	Antonio Felix DA COSTA	PRT	Andretti Formula E	1:01.563	0.055	0.055	Qualifying Group 3
3	5	Maro ENGEL	DEU	Venturi Formula E Team	1:01.756	0.248	0.193	Qualifying Group 4
4	2	Sam BIRD	GBR	DS Virgin Racing	1:01.771	0.263	0.015	Qualifying Group 1
5	18	André LOTTERER	DEU	TECHEETAH	1:01.818	0.310	0.047	Qualifying Group 2
6	1	Lucas DI GRASSI	BRA	Audi Sport ABT Schaeffler	1:01.823	0.315	0.005	Qualifying Group 2
7	7	Jérôme D'AMBROSIO	BEL	DRAGON	1:01.836	0.328	0.013	Qualifying Group 4
8	9	Sébastien BUEMI	CHE	Renault e.dams	1:01.837	0.329	0.001	Qualifying Group 1
9	16	Oliver TURVEY	GBR	NIO Formula E Team	1:01.888	0.380	0.051	Qualifying Group 2
10	6	José Maria LOPEZ	ARG	DRAGON	1:01.902	0.394	0.014	Qualifying Group 3
11	19	Felix ROSENQVIST	SWE	Mahindra Racing	1:02.012	0.504	0.110	Qualifying Group 1
12	23	Nick HEIDFELD	DEU	Mahindra Racing	1:02.058	0.550	0.046	Qualifying Group 3
13	8	Nicolas PROST	FRA	Renault e.dams	1:02.092	0.584	0.034	Qualifying Group 4
14	20	Mitch EVANS	NZL	Panasonic Jaguar Racing	1:02.122	0.614	0.030	Qualifying Group 2
15	66	Daniel ABT	DEU	Audi Sport ABT Schaeffler	1:02.125	0.617	0.003	Qualifying Group 1
16	36	Alex LYNN	GBR	DS Virgin Racing	1:02.139	0.631	0.014	Qualifying Group 3
17	27	Tom BLOMQVIST	GBR	Andretti Formula E	1:02.823	1.315	0.684	Qualifying Group 4
18	4	Edoardo MORTARA	CHE	Venturi Formula E Team	1:02.834	1.326	0.011	Qualifying Group 3
19	68	MA Qing Hua	CHN	NIO Formula E Team	1:02.998	1.490	0.164	Qualifying Group 4

NOT CLASSIFIED:

	3	Nelson PIQUET	BRA	Panasonic Jaguar Racing

Race Director: Timekeeper

Series Partners:

Title Partner Global Partner Technical Partner Official Partners

No part of these results/data may be reproduced, stored in a retrieval system or transmitted in any form or by any means electronic, mechanical, photocopying, recording, broadcasting or otherwise without prior permission of the copyright holder except for reproduction in local/national/international daily press and regular printed publications on sale to the public within 90 days of the event to which the results/data relate and provided that the copyright symbol appears together with the name of the copyright holder.

The FÉDÉRATION INTERNATIONALE DE L'AUTOMOBILE logo, FÉDÉRATION INTERNATIONALE DE L'AUTOMOBILE, FIA logo, FIA, FIA FORMULA-E CHAMPIONSHIP, FIA FORMULA-E CHAMPIONSHIP logo and related marks are protectedtrademarks of the Fédération Internationale de l'Automobile (FIA), Chemin de Blandonnet 2, 1214 Vernier, Switzerland.

©2017, Fédération Internationale de l'Automobile (FIA)

FIA FORMULA E CHAMPIONSHIP 2017-18

Doc No. Date: Posted at:

ABB FIA FORMULA E CHAMPIONSHIP

Round 8 - Paris ePrix - Super Pole

CLASSIFICATION

Official Timekeeper: TAGHeuer

POS	NO	DRIVER	NAT	TEAM	CAR	TIME	LAP	TOTAL	GAP		KPH
1	25	**Jean-Eric VERGNE**	FRA	TECHEETAH	Renault Z.E. 17	**1:01.144**	2	2	-	-	**113.0**
2	2	**Sam BIRD**	GBR	DS Virgin Racing	DS Virgin DSV-03	**1:01.421**	2	2	+0.277	+0.277	**112.5**
3	18	**André LOTTERER**	DEU	TECHEETAH	Renault Z.E. 17	**1:01.487**	2	2	+0.343	+0.066	**112.4**
4	5	**Maro ENGEL**	DEU	Venturi Formula E Team	Venturi VM200-FE-03	**1:01.541**	2	2	+0.397	+0.054	**112.3**
5	28	**Antonio Felix DA COSTA**	PRT	Andretti Formula E	Andretti ATEC-03	**1:02.805**	2	2	+1.661	+1.264	**110.1**

FASTEST LAP

25	**J. VERGNE**	FRA	TECHEETAH	Renault Z.E. 17	1:01.144 on Lap 2	113.0 Kph

Race Director: Timekeeper

Series Partners:

Title Partner Global Partner Technical Partner Official Partners

No part of these results/data may be reproduced, stored in a retrieval system or transmitted in any form or by any means electronic, mechanical, photocopying, recording, broadcasting or otherwise without prior permission of the copyright holder except for reproduction in local/national/international daily press and regular printed publications on sale to the public within 90 days of the event to which the results/data relate and provided that the copyright symbol appears together with the name of the copyright holder.

The FÉDÉRATION INTERNATIONALE DE L'AUTOMOBILE logo, FÉDÉRATION INTERNATIONALE DE L'AUTOMOBILE, FIA logo, FIA, FIA FORMULA-E CHAMPIONSHIP, FIA FORMULA-E CHAMPIONSHIP logo and related marks are protectedtrademarks of the Fédération Internationale de l'Automobile (FIA), Chemin de Blandonnet 2, 1214 Vernier, Switzerland.

©2017, Fédération Internationale de l'Automobile (FIA)

FIA FORMULA E CHAMPIONSHIP 2017-18

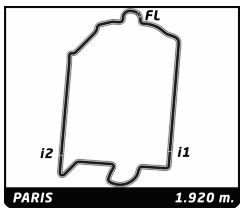

ABB FIA Formula E Championship

Round 8 - Paris ePrix

Super Pole

Best Sector Times

Official Timekeeper TAGHeuer

	SECTOR 1		SECTOR 2		SECTOR 3						
Pos	Driver	Time	Driver	Time	Driver	Time	Pos	Driver	Ideal Lap	Best Lap	
1	25 J.VERGNE	16.880	25 J.VERGNE	24.203	25 J.VERGNE	20.061	1	25 J.VERGNE	1:01.144	1:01.144	(1)
2	2 S.BIRD	16.934	5 M.ENGEL	24.290	18 A.LOTTERER	20.151	2	2 S.BIRD	1:01.421	1:01.421	(2)
3	18 A.LOTTERER	16.994	2 S.BIRD	24.291	5 M.ENGEL	20.184	3	18 A.LOTTERER	1:01.487	1:01.487	(3)
4	28 A.DA COSTA	17.011	18 A.LOTTERER	24.342	2 S.BIRD	20.196	4	5 M.ENGEL	1:01.541	1:01.541	(4)
5	5 M.ENGEL	17.067	28 A.DA COSTA	25.187	28 A.DA COSTA	20.607	5	28 A.DA COSTA	1:02.805	1:02.805	(5)

Title Partner Global Partner Technical Partner Official Partners

FIA FORMULA E CHAMPIONSHIP 2017-18

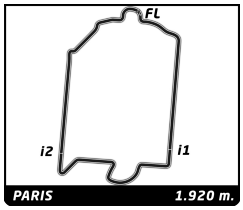

ABB FIA Formula E Championship

Round 8 - Paris ePrix

Super Pole

Fastest Lap Sequence

Official Timekeeper TAGHeuer

Practice Time	Driver	Team	Car	Time	Kph	Lap
2:15.915	18 André LOTTERER	TECHEETAH	Renault Z.E. 17	**1:01.487**	112.4	2
4:17.035	2 Sam BIRD	DS Virgin Racing	DS Virgin DSV-03	**1:01.421**	112.5	2
10:35.584	25 Jean-Eric VERGNE	TECHEETAH	Renault Z.E. 17	**1:01.144**	113.0	2

Title Partner Global Partner Technical Partner Official Partners

FIA FORMULA E CHAMPIONSHIP 2017-18

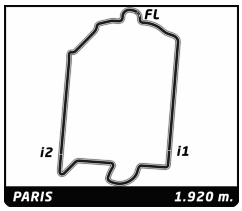

ABB FIA Formula E Championship

Round 8 - Paris ePrix

Super Pole

Analysis

Official Timekeeper TAGHeuer

200KW | Personal Best | Session Best | **B** Crossing the finish line in pit lane

Lap		Time	Sector 1	Sector 2	Sector 3	Kph	Elapsed
2		**Sam BIRD**					GBR
		DS Virgin Racing					DS Virgin DSV-03
1	B	3:15.614	2:22.236	27.370	26.008	28.3	3:15.614
2	B	1:01.421	16.934	24.291	20.196	112.5	4:17.035
5		**Maro ENGEL**					DEU
		Venturi Formula E Team					Venturi VM200-FE-03
1	A	5:17.304	4:24.098	27.004	26.202	17.5	5:17.304
2	A	1:01.541	17.067	24.290	20.184	112.3	6:18.845
18		**André LOTTERER**					DEU
		TECHEETAH					Renault Z.E. 17
1	B	1:14.428	22.303	26.869	25.256	74.5	1:14.428
2	B	1:01.487	16.994	24.342	20.151	112.4	2:15.915
25		**Jean-Eric VERGNE**					FRA
		TECHEETAH					Renault Z.E. 17
1	B	9:34.440	8:43.061	27.583	23.796	9.7	9:34.440
2	B	1:01.144	16.880	24.203	20.061	113.0	10:35.584
28		**Antonio Felix DA COSTA**					PRT
		Andretti Formula E					Andretti ATEC-03
1	A	7:21.853	6:29.167	28.827	23.859	12.5	7:21.853
2	A	1:02.805	17.011	25.187	20.607	110.1	8:24.658

Title Partner | Global Partner | Technical Partner | Official Partners

FIA FORMULA E CHAMPIONSHIP 2017-18

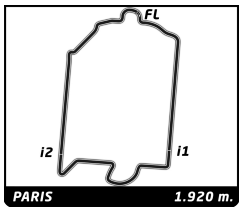

Round 8 - Paris ePrix

ABB FIA Formula E Championship

Super Pole

Weather Report

Official Timekeeper TAGHeuer

Air Temperature

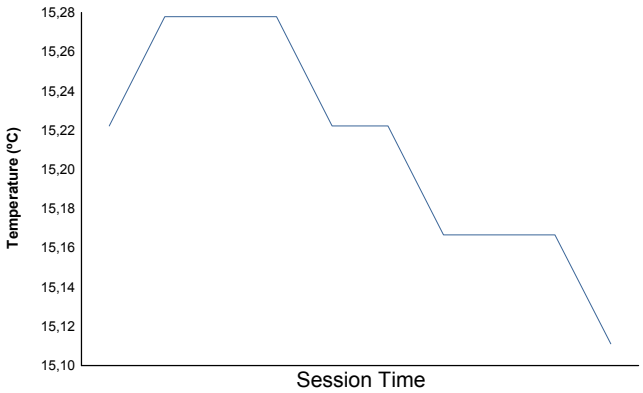

Track Temperature

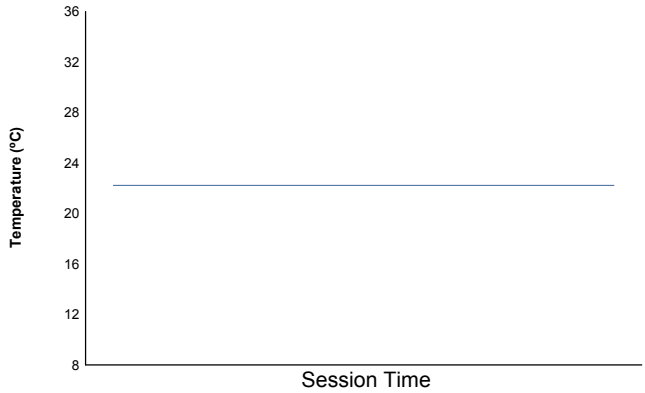

Humidity

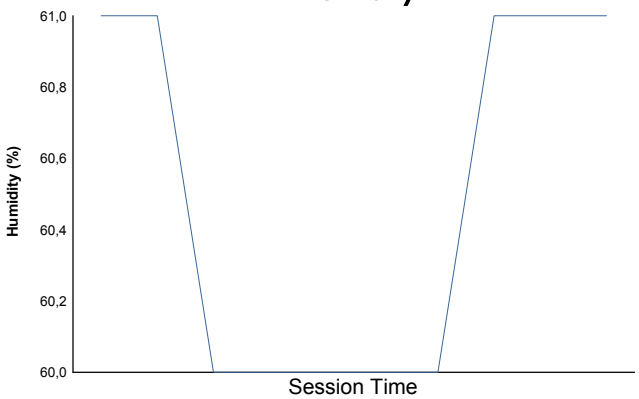

Pressure

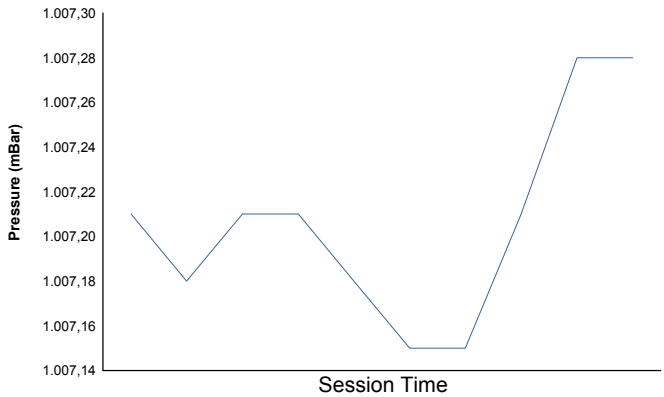

Wind Speed

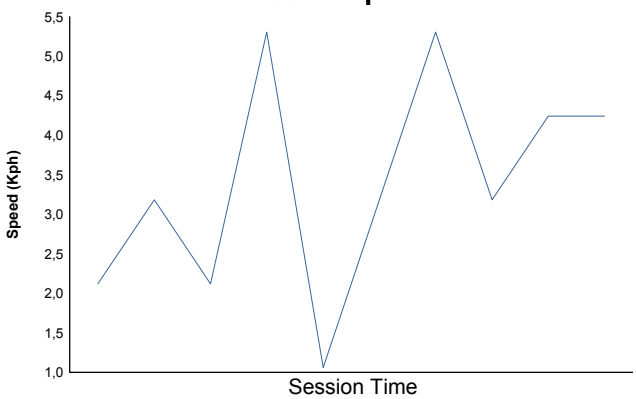

Wind direction

North = 0º/360º Est = 90º South = 180º West= 270º

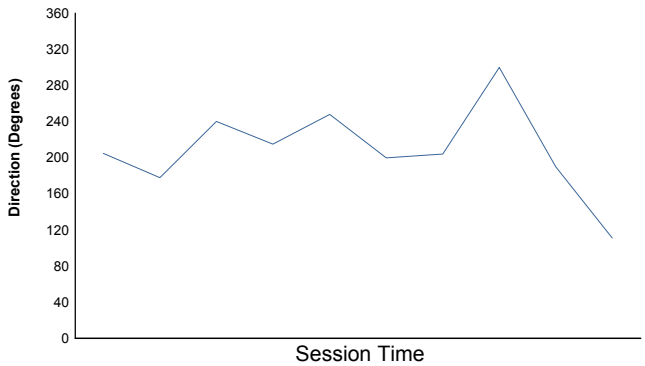

Track Status: **DRY**

Title Partner Global Partner Technical Partner Official Partners

FIA FORMULA E CHAMPIONSHIP 2017-18

Doc No. Date: Posted at:

ABB FIA FORMULA E CHAMPIONSHIP

Round 8 - Paris ePrix - Qualifying

FINAL CLASSIFICATION

Official Timekeeper: TAGHeuer

POS	NO	DRIVER	NAT	TEAM	GROUPS	SUPER POLE	TIME	GAP	
1	25	**Jean-Eric VERGNE**	FRA	TECHEETAH	1:01.508	**1:01.144**	1:01.144		
2	2	**Sam BIRD**	GBR	DS Virgin Racing	1:01.771	**1:01.421**	1:01.421	0.277	0.277
3	18	**André LOTTERER**	DEU	TECHEETAH	1:01.818	**1:01.487**	1:01.487	0.343	0.066
4	5	**Maro ENGEL**	DEU	Venturi Formula E Team	1:01.756	**1:01.541**	1:01.541	0.397	0.054
5	28	**Antonio Felix DA COSTA**	PRT	Andretti Formula E	1:01.563	**1:02.805**	1:02.805	1.661	1.264
6	1	**Lucas DI GRASSI**	BRA	Audi Sport ABT Schaeffler	**1:01.823**		1:01.823		
7	7	**Jérôme D'AMBROSIO**	BEL	DRAGON	**1:01.836**		1:01.836	0.013	0.013
8	9	**Sébastien BUEMI**	CHE	Renault e.dams	**1:01.837**		1:01.837	0.014	0.001
9	16	**Oliver TURVEY**	GBR	NIO Formula E Team	**1:01.888**		1:01.888	0.065	0.051
10	6	**José Maria LOPEZ**	ARG	DRAGON	**1:01.902**		1:01.902	0.079	0.014
11	19	**Felix ROSENQVIST**	SWE	Mahindra Racing	**1:02.012**		1:02.012	0.189	0.110
12	23	**Nick HEIDFELD**	DEU	Mahindra Racing	**1:02.058**		1:02.058	0.235	0.046
13	8	**Nicolas PROST**	FRA	Renault e.dams	**1:02.092**		1:02.092	0.269	0.034
14	20	**Mitch EVANS**	NZL	Panasonic Jaguar Racing	**1:02.122**		1:02.122	0.299	0.030
15	66	**Daniel ABT**	DEU	Audi Sport ABT Schaeffler	**1:02.125**		1:02.125	0.302	0.003
16	36	**Alex LYNN**	GBR	DS Virgin Racing	**1:02.139**		1:02.139	0.316	0.014
17	27	**Tom BLOMQVIST**	GBR	Andretti Formula E	**1:02.823**		1:02.823	1.000	0.684
18	4	**Edoardo MORTARA**	CHE	Venturi Formula E Team	**1:02.834**		1:02.834	1.011	0.011
19	68	**MA Qing Hua**	CHN	NIO Formula E Team	**1:02.998**		1:02.998	1.175	0.164

NOT CLASSIFIED:

	3	**Nelson PIQUET**	BRA	Panasonic Jaguar Racing

Stewards: Timekeeper

Series Partners:

Title Partner Global Partner Technical Partner Official Partners

No part of these results/data may be reproduced, stored in a retrieval system or transmitted in any form or by any means electronic, mechanical, photocopying, recording, broadcasting or otherwise without prior permission of the copyright holder except for reproduction in local/national/international daily press and regular printed publications on sale to the public within 90 days of the event to which the results/data relate and provided that the copyright symbol appears together with the name of the copyright holder.

The FÉDÉRATION INTERNATIONALE DE L'AUTOMOBILE logo, FÉDÉRATION INTERNATIONALE DE L'AUTOMOBILE, FIA logo, FIA, FIA FORMULA-E CHAMPIONSHIP, FIA FORMULA-E CHAMPIONSHIP logo and related marks are protectedtrademarks of the Fédération Internationale de l'Automobile (FIA), Chemin de Blandonnet 2, 1214 Vernier, Switzerland.

©2017, Fédération Internationale de l'Automobile (FIA)

FIA FORMULA E CHAMPIONSHIP 2017-18

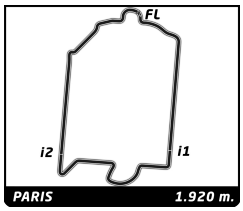

ABB FIA Formula E Championship

Round 8 - Paris ePrix

Race (49 laps, 95,6 km.)

Starting Grid

Official Timekeeper TAGHeuer

1:02.122	Mitch EVANS	Panasonic Jaguar Racing	20	- 10 -	4	Venturi Formula E Team	1:02.834 Edoardo MORTARA
	Nelson PIQUET	Panasonic Jaguar Racing	3	- 9 -	68	NIO Formula E Team	1:02.998 MA Qing Hua
1:02.823	Tom BLOMQVIST	Andretti Formula E	27	- 8 -	36	DS Virgin Racing	1:02.139 Alex LYNN
1:02.125	Daniel ABT	Audi Sport ABT Schaeffler	66	- 7 -	8	Renault e.dams	1:02.092 Nicolas PROST
1:02.058	Nick HEIDFELD	Mahindra Racing	23	- 6 -	19	Mahindra Racing	1:02.012 Felix ROSENQVIST
1:01.902	José Maria LOPEZ	DRAGON	6	- 5 -	16	NIO Formula E Team	1:01.888 Oliver TURVEY
1:01.837	Sébastien BUEMI	Renault e.dams	9	- 4 -	7	DRAGON	1:01.836 Jérôme D'AMBROSIO
1:01.823	Lucas DI GRASSI	Audi Sport ABT Schaeffler	1	- 3 -	28	Andretti Formula E	1:02.805 Antonio Felix DA COSTA
1:01.541	Maro ENGEL	Venturi Formula E Team	5	- 2 -	18	TECHEETAH	1:01.487 André LOTTERER
1:01.421	Sam BIRD	DS Virgin Racing	2	- 1 -	25	TECHEETAH	1:01.144 Jean-Eric VERGNE

Pole

Car 20 - Drop of 10 grid positions - Change of gearbox - Stewards' Document No. 5
Car 4 - Drop of 3 grid positions - Speeding under red flag - Stewards' Document No. 17
Car 3 - Permitted to start - Stewards' Document No. 23

Stewards:	Timekeeper:

Title Partner Global Partner Technical Partner Official Partners
ABB Julius Bär MICHELIN TAGHeuer Qualcomm DHL BMW VISA G.H.Mumm enel Allianz BOSS

FIA FORMULA E CHAMPIONSHIP 2017-18

Doc No. Date: Posted at:

ABB FIA FORMULA E CHAMPIONSHIP

Round 8 - Paris ePrix - Race (49 laps, 95,6 km.)

FINAL CLASSIFICATION

Official Timekeeper: TAGHeuer

POS	PTS	NO	DRIVER	NAT	TEAM	VEHICLE	LAPS	TIME	GAP	KPH	Best	Lap
1	(28)	25	J. VERGNE	FRA	TECHEETAH	Renault Z.E. 17	49	54:49.102	-	104.7	1:03.082	27
2	(19)	1	L. DI GRASSI	BRA	Audi Sport ABT Schaeffler	Audi e-tron FE04	49	54:53.984	+4.882	104.5	1:02.367	34
3	(15)	2	S. BIRD	GBR	DS Virgin Racing	DS Virgin DSV-03	49	54:57.999	+8.897	104.4	1:03.084	29
4	(12)	5	M. ENGEL	DEU	Venturi Formula E Team	Venturi VM200-FE-03	49	54:58.389	+9.287	104.4	1:03.018	32
5	(10)	9	S. BUEMI	CHE	Renault e.dams	Renault Z.E. 17	49	54:59.296	+10.194	104.3	1:02.762	31
6	(8)	18	A. LOTTERER	DEU	TECHEETAH	Renault Z.E. 17	49	54:59.957	+10.855	104.3	1:02.573	31
7	(6)	66	D. ABT	DEU	Audi Sport ABT Schaeffler	Audi e-tron FE04	49	55:03.020	+13.918	104.2	1:02.753	45
8	(4)	19	F. ROSENQVIST	SWE	Mahindra Racing	Mahindra M4Electro	49	55:04.373	+15.271	104.2	1:03.072	34
9	(2)	16	O. TURVEY	GBR	NIO Formula E Team	NextEV NIO Sport 003	49	55:08.659	+19.557	104.0	1:03.170	47
10	(1)	6	J. LOPEZ	ARG	DRAGON	PENSKE EV-2	49	55:10.091	+20.989	104.0	1:02.963	29
11		23	N. HEIDFELD	DEU	Mahindra Racing	Mahindra M4Electro	49	55:10.800	+21.698	104.0	1:02.813	30
12		7	J. D'AMBROSIO	BEL	DRAGON	PENSKE EV-2	49	55:15.825	+26.723	103.8	1:02.979	30
13		4	E. MORTARA	CHE	Venturi Formula E Team	Venturi VM200-FE-03	49	55:19.039	+29.937	103.7	1:02.565	35
14		36	A. LYNN	GBR	DS Virgin Racing	DS Virgin DSV-03	49	55:32.214	+43.112	103.3	1:03.174	45
15		20	M. EVANS	NZL	Panasonic Jaguar Racing	Jaguar I-Type II	49	55:33.091	+43.989	103.3	1:02.844	35
16		8	N. PROST	FRA	Renault e.dams	Renault Z.E. 17	48	55:44.069	1 Lap	100.9	1:02.851	44
17		68	. MA QING HUA	CHN	NIO Formula E Team	NextEV NIO Sport 003	46	55:03.765	3 Laps	97.9	1:04.319	18

NOT CLASSIFIED

	3	N. PIQUET	BRA	Panasonic Jaguar Racing	Jaguar I-Type II	32	37:23.828		1:03.294	19
	27	T. BLOMQVIST	GBR	Andretti Formula E	Andretti ATEC-03	32	38:08.392		1:03.516	15
	28	A. DA COSTA	PRT	Andretti Formula E	Andretti ATEC-03	2	4:48.370		1:38.730	2

POLE POSITION

25	J. VERGNE	FRA	TECHEETAH	Renault Z.E. 17	1:01.144	113.0 Kph

FASTEST LAP

1	L. DI GRASSI	BRA	Audi Sport ABT Schaeffler	Audi e-tron FE04	1:02.367 on Lap 34	110.8 Kph

FASTEST LAP IN TOP 10

1	L. DI GRASSI	BRA	Audi Sport ABT Schaeffler	Audi e-tron FE04	1:02.367 on Lap 34	110.8 Kph

Stewards Timekeeper

Series Partners:

Title Partner Global Partner Technical Partner Official Partners

No part of these results/data may be reproduced, stored in a retrieval system or transmitted in any form or by any means electronic, mechanical, photocopying, recording, broadcasting or otherwise without prior permission of the copyright holder except for reproduction in local/national/international daily press and regular printed publications on sale to the public within 90 days of the event to which the results/data relate and provided that the copyright symbol appears together with the name of the copyright holder.

The FÉDÉRATION INTERNATIONALE DE L'AUTOMOBILE logo, FÉDÉRATION INTERNATIONALE DE L'AUTOMOBILE, FIA logo, FIA, FIA FORMULA-E CHAMPIONSHIP, FIA FORMULA-E CHAMPIONSHIP logo and related marks are protectedtrademarks of the Fédération Internationale de l'Automobile (FIA), Chemin de Blandonnet 2, 1214 Vernier, Switzerland.

©2017, Fédération Internationale de l'Automobile (FIA)

FIA FORMULA E CHAMPIONSHIP 2017-18

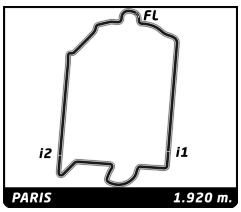

ABB FIA Formula E Championship

Round 8 - Paris ePrix

Race

Lap Chart

Official Timekeeper TAGHeuer

Nr	Pos	Grid	LAP 0	1	2	3	4	5	6	7	8	9	10	11	12	13	14	15	16	17	18	19	20	21	22	23	24	25	26	27	28	29	30	31
25	1	25	25	25	25	25	25	25	25	25	25	25	25	25	25	25	25	25	25	25	25	25	25	25	25	25	1	1	4	25	25	25	25	25
2	2	2	2	2	2	2	2	2	2	2	2	2	2	2	2	2	2	2	2	2	2	2	2	2	2	2	9	9	25	2	2	2	2	2
18	3	18	18	18	18	18	18	18	18	18	18	18	18	18	18	18	18	18	18	18	18	18	18	18	18	18	66	4	2	18	18	18	18	18
5	4	5	5	5	5	5	5	5	5	5	5	5	5	5	5	5	5	5	5	5	5	5	5	5	5	5	6	25	18	1	1	1	1	1
28	5	28	1	1	1	1	1	1	1	1	1	1	1	1	1	1	1	1	1	1	1	1	1	1	1	1	23	2	1	5	5	5	5	5
1	6	1	9	9	9	9	9	9	9	9	9	9	9	9	9	9	9	9	9	9	9	9	9	9	9	9	3	18	9	9	9	9	9	9
7	7	7	28	28	16	16	16	16	16	16	16	16	16	16	16	16	66	66	66	66	66	66	66	66	66	66	4	66	5	66	66	66	66	66
9	8	9	16	16	6	6	6	6	6	6	6	6	66	66	66	66	16	16	16	16	16	16	16	16	16	16	25	5	66	16	16	16	16	19
16	9	16	6	6	19	19	19	19	19	19	66	66	6	6	6	6	6	6	6	6	6	6	6	6	6	6	2	16	16	19	19	19	19	16
6	10	6	19	19	7	66	66	66	66	66	19	19	19	19	19	19	19	19	19	19	19	19	19	19	19	19	18	6	19	6	6	6	6	6
19	11	19	7	7	66	7	7	7	7	7	7	7	7	7	7	7	7	7	7	7	7	7	7	7	7	7	5	19	6	4	23	23	23	23
23	12	23	66	23	23	23	23	23	23	23	23	23	23	23	23	23	23	23	23	23	23	23	23	23	23	23	16	23	23	23	7	7	7	7
8	13	8	23	66	8	8	8	8	36	36	36	36	36	36	36	36	36	36	36	36	36	36	36	36	36	36	19	7	7	7	4	4	4	4
66	14	66	8	8	36	36	36	36	8	3	3	3	3	3	3	3	3	3	3	3	3	3	3	3	3	3	7	3	36	36	36	36	36	36
36	15	36	36	36	3	3	3	3	3	4	4	4	4	4	4	4	4	4	4	4	4	4	4	4	4	4	36	36	3	3	3	3	3	3
27	16	27	3	3	4	4	4	4	4	8	8	8	8	8	8	20	20	20	20	20	20	20	20	20	20	20	8	20	20	20	20	20	20	20
68	17	68	4	4	28	20	20	20	20	20	20	20	20	20	20	27	27	27	27	27	27	27	27	27	8	8	20	27	27	27	27	27	27	27
3	18	3	20	20	20	27	27	27	27	27	27	27	27	27	27	8	8	8	8	8	8	8	8	8	68	68	68	8	8	8	8	8	8	8
4	19	4	27	27	27	68	68	68	68	68	68	68	68	68	68	68	68	68	68	68	68	68	68	68	27	27	27	68	68	68	68	68	68	68
20	20	20	68	68	68																													

Title Partner Global Partner Technical Partner Official Partners

FIA FORMULA E CHAMPIONSHIP 2017-18

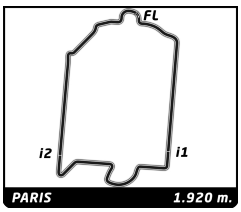

ABB FIA Formula E Championship

Round 8 - Paris ePrix

Race

Lap Chart

Official Timekeeper TAGHeuer

LAP

Nr	Pos	32	33	34	35	36	37	38	39	40	41	42	43	44	45	46	47	48	49
25	1	25	25	25	25	25	25	25	25	25	25	25	25	25	25	25	25	25	25
2	2	2	2	2	18	18	18	18	18	18	18	18	18	18	18	18	18	18	1
18	3	18	18	18	2	1	1	1	1	1	1	1	1	1	1	1	1	1	2
5	4	1	1	1	1	2	2	2	2	2	2	2	2	2	2	2	2	2	5
28	5	5	5	5	5	5	5	5	5	5	5	5	5	5	5	5	5	5	9
1	6	9	9	9	9	9	9	9	9	9	9	9	9	66	66	66	66	66	18
7	7	66	66	66	66	66	66	66	66	66	66	66	66	9	9	9	9	9	66
9	8	19	19	19	19	19	19	19	19	19	19	19	19	19	19	19	19	19	19
16	9	16	16	16	16	16	16	16	16	16	16	16	16	16	16	16	16	16	16
6	10	6	6	6	6	6	6	6	6	6	6	6	6	6	6	6	6	6	6
19	11	23	23	23	23	23	23	23	4	23	23	23	23	23	23	23	23	23	23
23	12	4	4	4	4	4	4	4	23	7	7	7	7	7	7	7	7	7	7
8	13	7	7	7	7	7	7	7	7	4	4	4	4	4	4	4	4	4	4
66	14	36	36	36	36	36	36	36	36	36	36	36	36	36	36	36	36	36	36
36	15	3	20	20	20	20	20	20	20	20	20	20	20	20	20	20	20	20	20
27	16	20	8	8	8	8	8	8	8	8	8	8	8	8	8	8	8	8	
68	17	27	68	68	68	68	68	68	68	68	68	68	68	68	68	68			
3	18	8																	
4	19	68																	
20	20																		

Title Partner Global Partner Technical Partner Official Partners

FIA FORMULA E CHAMPIONSHIP 2017-18

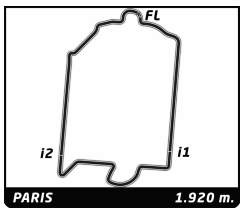

ABB FIA Formula E Championship

Round 8 - Paris ePrix

Race

Best Sector Times

Official Timekeeper TAGHeuer

	SECTOR 1			SECTOR 2			SECTOR 3							
Pos		Driver	Time		Driver	Time		Driver	Time	Pos		Driver	Ideal Lap	Best Lap	
1	66	D.ABT	17.147	23	N.HEIDFELD	24.268	1	L.DI GRASSI	20.663	1	4	E.MORTARA	1:02.277	1:02.565	(2)
2	4	E.MORTARA	17.181	1	L.DI GRASSI	24.335	4	E.MORTARA	20.749	2	1	L.DI GRASSI	1:02.289	1:02.367	(1)
3	1	L.DI GRASSI	17.291	4	E.MORTARA	24.347	6	J.LOPEZ	20.758	3	66	D.ABT	1:02.391	1:02.753	(4)
4	18	A.LOTTERER	17.302	18	A.LOTTERER	24.391	18	A.LOTTERER	20.781	4	18	A.LOTTERER	1:02.474	1:02.573	(3)
5	19	F.ROSENQVIST	17.305	16	O.TURVEY	24.403	8	N.PROST	20.823	5	23	N.HEIDFELD	1:02.579	1:02.813	(6)
6	9	S.BUEMI	17.344	66	D.ABT	24.410	66	D.ABT	20.834	6	9	S.BUEMI	1:02.671	1:02.762	(5)
7	25	J.VERGNE	17.357	20	M.EVANS	24.412	7	J.D'AMBROSIO	20.883	7	19	F.ROSENQVIST	1:02.685	1:03.072	(12)
8	2	S.BIRD	17.366	9	S.BUEMI	24.421	19	F.ROSENQVIST	20.904	8	6	J.LOPEZ	1:02.709	1:02.963	(9)
9	6	J.LOPEZ	17.386	5	M.ENGEL	24.448	9	S.BUEMI	20.906	9	2	S.BIRD	1:02.757	1:03.084	(14)
10	20	M.EVANS	17.397	2	S.BIRD	24.454	23	N.HEIDFELD	20.909	10	20	M.EVANS	1:02.767	1:02.844	(7)
11	23	N.HEIDFELD	17.402	19	F.ROSENQVIST	24.476	5	M.ENGEL	20.918	11	8	N.PROST	1:02.804	1:02.851	(8)
12	16	O.TURVEY	17.406	36	A.LYNN	24.477	2	S.BIRD	20.937	12	16	O.TURVEY	1:02.856	1:03.170	(15)
13	3	N.PIQUET	17.417	25	J.VERGNE	24.505	20	M.EVANS	20.958	13	25	J.VERGNE	1:02.892	1:03.082	(13)
14	8	N.PROST	17.451	8	N.PROST	24.530	36	A.LYNN	21.007	14	36	A.LYNN	1:02.949	1:03.174	(16)
15	36	A.LYNN	17.465	7	J.D'AMBROSIO	24.547	3	N.PIQUET	21.011	15	5	M.ENGEL	1:02.952	1:03.018	(11)
16	7	J.D'AMBROSIO	17.549	6	J.LOPEZ	24.565	25	J.VERGNE	21.030	16	7	J.D'AMBROSIO	1:02.979	1:02.979	(10)
17	5	M.ENGEL	17.586	3	N.PIQUET	24.585	16	O.TURVEY	21.047	17	3	N.PIQUET	1:03.013	1:03.294	(17)
18	27	T.BLOMQVIST	17.613	27	T.BLOMQVIST	24.691	27	T.BLOMQVIST	21.084	18	27	T.BLOMQVIST	1:03.388	1:03.516	(18)
19	68	MA Qing Hua	17.821	68	MA Qing Hua	24.781	68	MA Qing Hua	21.453	19	68	MA Qing Hua	1:04.055	1:04.319	(19)
20	28	A.DA COSTA	18.118	28	A.DA COSTA	25.174	28	A.DA COSTA	22.179	20	28	A.DA COSTA	1:05.471	1:38.730	(20)

Title Partner Global Partner Technical Partner Official Partners

FIA FORMULA E CHAMPIONSHIP 2017-18

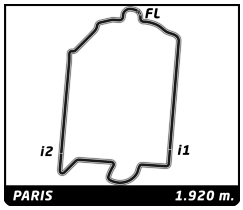

ABB FIA Formula E Championship

Round 8 - Paris ePrix

Race

Fastest Lap Sequence

Official Timekeeper TAGHeuer

Practice Time	Driver	Team	Car	Time	Kph	Lap
3:04.627	25 Jean-Eric VERGNE	TECHEETAH	Renault Z.E. 17	**2:07.015**	54.4	1
3:05.321	2 Sam BIRD	DS Virgin Racing	DS Virgin DSV-03	**2:06.997**	54.4	1
3:14.349	8 Nicolas PROST	Renault e.dams	Renault Z.E. 17	**2:06.303**	54.7	1
3:14.812	36 Alex LYNN	DS Virgin Racing	DS Virgin DSV-03	**2:06.183**	54.8	1
3:15.390	3 Nelson PIQUET	Panasonic Jaguar Racing	Jaguar I-Type II	**2:06.039**	54.8	1
3:15.863	4 Edoardo MORTARA	Venturi Formula E Team	Venturi VM200-FE-03	**2:05.727**	55.0	1
4:09.151	25 Jean-Eric VERGNE	TECHEETAH	Renault Z.E. 17	**1:04.524**	107.1	2
4:18.159	66 Daniel ABT	Audi Sport ABT Schaeffler	Audi e-tron FE04	**1:04.374**	107.4	2
4:58.340	20 Mitch EVANS	Panasonic Jaguar Racing	Jaguar I-Type II	**1:04.237**	107.6	2
5:13.112	25 Jean-Eric VERGNE	TECHEETAH	Renault Z.E. 17	**1:03.961**	108.1	3
5:14.055	2 Sam BIRD	DS Virgin Racing	DS Virgin DSV-03	**1:03.816**	108.3	3
5:14.987	18 André LOTTERER	TECHEETAH	Renault Z.E. 17	**1:03.717**	108.5	3
5:21.842	66 Daniel ABT	Audi Sport ABT Schaeffler	Audi e-tron FE04	**1:03.683**	108.5	3
6:18.659	18 André LOTTERER	TECHEETAH	Renault Z.E. 17	**1:03.672**	108.6	4
7:20.680	25 Jean-Eric VERGNE	TECHEETAH	Renault Z.E. 17	**1:03.663**	108.6	5
7:21.426	2 Sam BIRD	DS Virgin Racing	DS Virgin DSV-03	**1:03.628**	108.6	5
7:22.110	18 André LOTTERER	TECHEETAH	Renault Z.E. 17	**1:03.451**	108.9	5
8:09.188	20 Mitch EVANS	Panasonic Jaguar Racing	Jaguar I-Type II	**1:03.122**	109.5	5
14:46.460	18 André LOTTERER	TECHEETAH	Renault Z.E. 17	**1:03.073**	109.6	12
32:44.965	1 Lucas DI GRASSI	Audi Sport ABT Schaeffler	Audi e-tron FE04	**1:02.900**	109.9	28
33:47.769	1 Lucas DI GRASSI	Audi Sport ABT Schaeffler	Audi e-tron FE04	**1:02.804**	110.1	29
34:50.537	1 Lucas DI GRASSI	Audi Sport ABT Schaeffler	Audi e-tron FE04	**1:02.768**	110.1	30
35:06.449	4 Edoardo MORTARA	Venturi Formula E Team	Venturi VM200-FE-03	**1:02.603**	110.4	30
35:49.115	18 André LOTTERER	TECHEETAH	Renault Z.E. 17	**1:02.573**	110.5	31
35:52.907	1 Lucas DI GRASSI	Audi Sport ABT Schaeffler	Audi e-tron FE04	**1:02.370**	110.8	31
39:00.887	1 Lucas DI GRASSI	Audi Sport ABT Schaeffler	Audi e-tron FE04	**1:02.367**	110.8	34

Title Partner Global Partner Technical Partner Official Partners

FIA FORMULA E CHAMPIONSHIP 2017-18

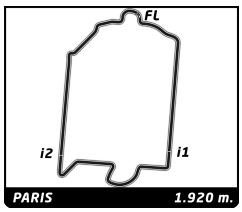

ABB FIA Formula E Championship

Round 8 - Paris ePrix

Race

Analysis by lap

Official Timekeeper TAGHeuer

Lapped

Lap 0

Nr	Lap Time	Gap
25	57.612	
2	58.324	0.712
18	59.565	1.953
5	1:00.110	2.498
1	1:00.701	3.089
9	1:01.568	3.956
28	1:02.017	4.405
16	1:02.689	5.077
6	1:03.255	5.643
19	1:03.613	6.001
7	1:05.047	7.435
66	1:05.515	7.903
23	1:06.250	8.638
8	1:08.046	10.434
36	1:08.629	11.017
3	1:09.351	11.739
4	1:10.136	12.524
20	2:30.297	1:32.685
27	2:37.389	1:39.777

Lap 1

Nr	Lap Time	Gap
25	2:07.015	
2	2:06.997	0.694
18	2:07.129	2.067
5	2:07.960	3.443
1	2:07.780	3.854
9	2:07.592	4.533
28	2:07.623	5.013
16	2:07.882	5.944
6	2:08.356	6.984
19	2:08.400	7.386
7	2:07.548	7.968
23	2:07.181	8.804
66	2:08.270	9.158
8	2:06.303	9.722
36	2:06.183	10.185
3	2:06.039	10.763
4	2:05.727	11.236
68	3:19.624	1 Lap
20	1:23.806	49.476
27	1:20.305	53.067

Lap 2

Nr	Lap Time	Gap
25	1:04.524	
2	1:04.918	1.088
18	1:04.576	2.119
5	1:04.790	3.709
1	1:04.960	4.290
9	1:05.049	5.058
16	1:05.116	6.536
6	1:05.031	7.491
19	1:04.942	7.804
7	1:05.075	8.519
66	1:04.374	9.008
23	1:05.785	10.065
8	1:05.569	10.767
36	1:05.695	11.356
3	1:05.881	12.120
4	1:06.032	12.744
68	1:05.897	1 Lap
28	1:38.730	39.219
20	1:04.237	49.189
27	1:04.659	53.202

Lap 3

Nr	Lap Time	Gap
25	1:03.961	
2	1:03.816	0.943
18	1:03.717	1.875
5	1:04.110	3.858
1	1:04.103	4.432
9	1:04.118	5.215
16	1:04.016	6.591
6	1:03.778	7.308
19	1:04.218	8.061
66	1:03.683	8.730
7	1:04.962	9.520
23	1:04.441	10.545
8	1:04.667	11.473
36	1:04.753	12.148
3	1:04.834	12.993
4	1:04.793	13.576
68	1:04.793	1 Lap
20	1:03.913	49.141
27	1:04.484	53.725

Lap 4

Nr	Lap Time	Gap
25	1:03.905	
2	1:03.743	0.781
18	1:03.672	1.642
5	1:04.041	3.994
1	1:04.029	4.556
9	1:04.173	5.483
16	1:04.369	7.055
6	1:04.146	7.549
19	1:04.168	8.324
66	1:04.135	8.960
7	1:04.222	9.837
23	1:04.285	10.925
8	1:04.591	12.159
36	1:04.504	12.747
3	1:04.731	13.819
4	1:04.727	14.398
68	1:05.679	1 Lap
20	1:03.813	49.049
27	1:04.366	54.186

Lap 5

Nr	Lap Time	Gap
25	1:03.663	
2	1:03.628	0.746
18	1:03.451	1.430
5	1:03.913	4.244
1	1:03.972	4.865
9	1:03.974	5.794
16	1:04.122	7.514
6	1:04.078	7.964
19	1:03.794	8.455
66	1:03.727	9.024
7	1:03.896	10.070
23	1:03.960	11.222
8	1:05.284	13.780
36	1:05.078	14.162
3	1:04.578	14.734
4	1:04.713	15.448
68	1:05.490	1 Lap
20	1:03.122	48.508
27	1:03.869	54.392

Lap 6

Nr	Lap Time	Gap
25	1:03.741	
2	1:03.597	0.602
18	1:03.632	1.321
5	1:03.730	4.233
1	1:03.776	4.900
9	1:03.872	5.925
16	1:03.789	7.562
6	1:03.992	8.215
19	1:04.165	8.879
66	1:04.084	9.367
7	1:04.298	10.627
23	1:03.953	11.434
36	1:04.202	14.623
8	1:06.239	16.278
3	1:05.668	16.661
4	1:05.407	17.114
68	1:05.137	1 Lap
20	1:03.562	48.329
27	1:03.897	54.548

Lap 7

Nr	Lap Time	Gap
25	1:03.412	
2	1:03.536	0.726
18	1:03.600	1.509
5	1:03.634	4.455
1	1:03.681	5.169
9	1:03.657	6.170
16	1:03.849	7.999
6	1:04.103	8.906
19	1:03.784	9.251
66	1:03.760	9.715
7	1:03.674	10.889
23	1:03.769	11.791
36	1:03.788	14.999
3	1:04.634	17.883
4	1:05.008	18.710
8	1:07.028	19.894
68	1:04.968	1 Lap
20	1:03.590	48.507
27	1:04.195	55.331

Lap 8

Nr	Lap Time	Gap
25	1:03.410	
2	1:03.512	0.828
18	1:03.350	1.449
5	1:03.807	4.852
1	1:03.806	5.565
9	1:03.945	6.705
16	1:03.944	8.533
6	1:03.688	9.184
66	1:03.579	9.884
19	1:04.980	10.821
7	1:04.197	11.676
23	1:04.166	12.547
36	1:03.820	15.409
3	1:04.083	18.556
4	1:04.593	19.893
8	1:05.005	21.489
68	1:04.403	1 Lap
20	1:03.240	48.337
27	1:03.716	55.637

Lap 9

Nr	Lap Time	Gap
25	1:03.435	
2	1:03.377	0.770
18	1:03.295	1.309
5	1:03.924	5.341
1	1:03.887	6.017
9	1:03.646	6.916
16	1:03.856	8.954
6	1:03.954	9.703
66	1:03.628	10.077
19	1:03.637	11.023
7	1:03.802	12.043
23	1:03.813	12.925
36	1:03.967	15.941
3	1:03.786	18.907
4	1:03.967	20.425
8	1:05.377	23.431
68	1:05.216	1 Lap
20	1:03.619	48.521
27	1:03.921	56.123

Lap 10

Nr	Lap Time	Gap
25	1:03.450	
2	1:03.355	0.675
18	1:04.011	1.870
5	1:03.606	5.497
1	1:03.615	6.182
9	1:03.740	7.206
16	1:04.117	9.621
66	1:03.729	10.356
6	1:04.747	11.000
19	1:04.131	11.704
7	1:03.815	12.408
23	1:03.771	13.246
36	1:03.978	16.469
3	1:04.255	19.712
4	1:04.114	21.089
8	1:05.267	25.248
68	1:04.773	1 Lap
20	1:03.829	48.900
27	1:03.875	56.548

Lap 11

Nr	Lap Time	Gap
25	1:03.564	
2	1:03.484	0.595
18	1:03.389	1.695
5	1:03.666	5.599
1	1:03.726	6.344
9	1:03.624	7.266
16	1:03.901	9.958
66	1:03.727	10.519
6	1:03.811	11.247
19	1:03.849	11.989
7	1:03.932	12.776
23	1:03.991	13.673
36	1:04.165	17.070
3	1:03.697	19.845
4	1:03.988	21.513
8	1:04.986	26.670
68	1:04.662	1 Lap
20	1:03.366	48.702
27	1:03.762	56.746

Lap 12

Nr	Lap Time	Gap
25	1:03.375	
2	1:03.492	0.712
18	1:03.073	1.393
5	1:03.725	5.949
1	1:03.794	6.763
9	1:03.658	7.549
16	1:03.807	10.390
66	1:03.705	10.849
6	1:03.814	11.686
19	1:03.905	12.519
7	1:04.034	13.435
23	1:03.877	14.175
36	1:03.892	17.587
3	1:03.633	20.103
4	1:03.627	21.765
8	1:04.969	28.264
68	1:04.414	1 Lap
20	1:03.841	49.168
27	1:03.731	57.102

Lap 13

Nr	Lap Time	Gap
25	1:03.513	
2	1:03.349	0.548
18	1:03.356	1.236

Title Partner Global Partner Technical Partner Official Partners

FIA FORMULA E CHAMPIONSHIP 2017-18

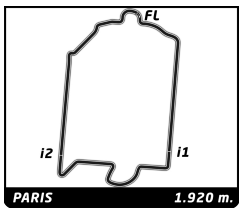

ABB FIA Formula E Championship

Round 8 - Paris ePrix

Race

Analysis by lap

Official Timekeeper TAGHeuer

Lapped

Nr	Lap Time	Gap
5	1:03.827	6.263
1	1:03.781	7.031
9	1:04.680	8.716
16	1:04.223	11.100
66	1:04.204	11.540
6	1:03.879	12.052
19	1:03.740	12.746
7	1:03.903	13.825
23	1:03.953	14.615
36	1:03.804	17.878
3	1:03.824	20.414
4	1:03.690	21.942
68	1:04.786	1 Lap
20	1:03.544	49.199
27	1:04.417	58.006

Lap 14

Nr	Lap Time	Gap
25	1:03.377	
2	1:03.369	0.540
18	1:03.523	1.382
5	1:03.696	6.582
1	1:03.797	7.451
9	1:03.521	8.860
66	1:03.769	11.932
16	1:05.130	12.853
6	1:04.667	13.342
19	1:04.375	13.744
7	1:04.136	14.584
23	1:04.200	15.438
36	1:03.741	18.242
3	1:03.820	20.857
4	1:03.830	22.395
8	2:07.704	1 Lap
68	1:04.847	1 Lap
20	1:03.419	49.241
27	1:03.671	58.300

Lap 15

Nr	Lap Time	Gap
25	1:03.379	
2	1:03.277	0.438
18	1:03.260	1.263
5	1:03.725	6.928
1	1:03.548	7.620
9	1:03.514	8.995
66	1:03.334	11.887
16	1:03.929	13.403
6	1:04.080	14.043
19	1:04.409	14.774
7	1:04.233	15.438
23	1:04.261	16.320
36	1:03.784	18.647
3	1:03.987	21.465
4	1:03.974	22.990
8	1:07.261	1 Lap
68	1:04.605	1 Lap
20	1:03.543	49.405
27	1:03.516	58.437

Lap 16

Nr	Lap Time	Gap
25	1:04.141	
2	1:03.998	0.295
18	1:03.710	0.832
5	1:03.675	6.462
1	1:03.793	7.272
9	1:03.538	8.392
66	1:03.115	10.861
16	1:03.395	12.657
6	1:03.645	13.547
19	1:03.612	14.245
7	1:03.896	15.193
23	1:03.819	15.998
36	1:03.743	18.249
3	1:03.674	20.998
4	1:03.823	22.672
8	1:04.096	1 Lap
68	1:04.499	1 Lap
20	1:03.554	48.818
27	1:04.194	58.490

Lap 17

Nr	Lap Time	Gap
25	1:03.314	
2	1:03.419	0.400
18	1:03.768	1.286
5	1:03.387	6.535
1	1:03.522	7.480
9	1:03.520	8.598
66	1:03.415	10.962
16	1:03.544	12.887
6	1:03.564	13.797
19	1:03.608	14.539
7	1:03.782	15.661
23	1:03.843	16.527
36	1:03.365	18.300
3	1:03.312	20.996
4	1:03.539	22.897
8	1:04.018	1 Lap
68	1:04.360	1 Lap
20	1:03.578	49.082
27	1:03.679	58.855

Lap 18

Nr	Lap Time	Gap
25	1:03.288	
2	1:03.374	0.486
18	1:03.295	1.293
5	1:03.443	6.690
1	1:03.688	7.880
9	1:03.498	8.808
66	1:03.231	10.905
16	1:03.712	13.311
6	1:04.476	14.985
19	1:04.031	15.282
7	1:03.533	15.906
23	1:03.561	16.800
36	1:03.585	18.597
3	1:03.498	21.206
4	1:03.537	23.146
8	1:03.774	1 Lap
68	1:04.686	1 Lap
20	1:03.596	49.390
27	1:03.709	59.276

Lap 19

Nr	Lap Time	Gap
25	1:03.220	
2	1:03.171	0.437
18	1:03.217	1.290
5	1:03.568	7.038
1	1:03.452	8.112
9	1:03.355	8.943
66	1:03.160	10.845
16	1:03.590	13.681
6	1:03.962	15.727
19	1:04.117	16.179
7	1:04.045	16.731
23	1:03.888	17.468
36	1:03.695	19.072
3	1:03.294	21.280
4	1:03.788	23.714
8	1:03.790	1 Lap
68	1:04.319	1 Lap
20	1:03.305	49.475
27	1:03.569	59.625

Lap 20

Nr	Lap Time	Gap
25	1:03.997	
2	1:03.960	0.400
18	1:03.505	0.798
5	1:03.329	6.370
1	1:03.685	7.800
9	1:03.571	8.517
66	1:03.434	10.282
16	1:03.537	13.221
6	1:03.614	15.344
19	1:03.765	15.947
7	1:03.907	16.641
23	1:03.828	17.299
36	1:03.561	18.636
3	1:03.492	20.775
4	1:03.460	23.177
8	1:03.928	1 Lap
68	1:04.539	1 Lap
20	1:03.349	48.827
27	1:03.616	59.244

Lap 21

Nr	Lap Time	Gap
25	1:03.470	
2	1:03.597	0.527
18	1:03.613	0.941
5	1:03.219	6.119
1	1:03.469	7.799
9	1:03.522	8.569
66	1:03.256	10.068
16	1:03.333	13.084
6	1:03.761	15.635
19	1:03.512	15.989
7	1:03.800	16.971
23	1:03.825	17.654
36	1:03.775	18.941
3	1:03.367	20.672
4	1:03.755	23.462
8	1:03.600	1 Lap
68	1:04.444	1 Lap
20	1:03.626	48.983
27	1:04.009	59.783

Lap 22

Nr	Lap Time	Gap
25	1:03.169	
2	1:03.093	0.451
18	1:03.545	1.317
5	1:03.252	6.202
1	1:03.149	7.779
9	1:03.554	8.954
66	1:03.293	10.192
16	1:03.522	13.437
6	1:03.172	15.638
19	1:03.494	16.314
7	1:03.819	17.621
23	1:04.103	18.588
36	1:03.681	19.453
3	1:03.600	21.103
4	1:03.527	23.820
8	1:03.514	1 Lap
68	1:04.386	1 Lap
20	1:03.345	49.159

Lap 23

Nr	Lap Time	Gap
25	1:03.182	
2	1:03.178	0.447
18	1:03.236	1.371
5	1:03.228	6.248
1	1:03.625	8.222
9	1:03.977	9.749
66	1:03.349	10.359
16	1:03.645	13.900
6	1:03.399	15.855
19	1:03.197	16.329
7	1:03.654	18.093
23	1:03.525	18.931
36	1:03.725	19.996
3	1:03.675	21.596
4	1:03.559	24.197
8	1:03.797	1 Lap
68	1:04.556	1 Lap
20	1:03.201	49.178
27	1:58.759	1 Lap

Lap 24

Nr	Lap Time	Gap
1	1:03.765	
9	1:03.473	1.235
66	1:03.438	1.810
6	1:03.277	7.145
23	1:04.103	11.047
3	1:03.421	13.030
4	1:03.461	15.671
8	1:03.841	1 Lap
68	1:04.469	1 Lap
25	1:56.651	44.664
2	1:57.637	46.097
27	1:07.987	1 Lap
18	1:59.506	48.890
5	1:58.703	52.964
16	1:57.388	59.301
19	1:57.580	1:01.922

Lap 25

Nr	Lap Time	Gap
1	1:03.615	
9	1:03.525	1.145
7	1:59.475	1 Lap
36	1:58.252	1 Lap
4	1:03.285	15.341
8	1:04.513	1 Lap
20	1:56.130	1 Lap
68	1:04.409	1 Lap
25	1:06.153	47.202
2	1:06.060	48.542
27	1:05.243	1 Lap
18	1:05.971	51.246
66	1:56.012	54.207
5	1:06.059	55.408
16	1:06.275	1:01.961
6	1:59.015	1:02.545
19	1:05.532	1:03.839
23	1:57.404	1:04.836
7	1:06.940	1:08.906
3	1:59.513	1:08.928
36	1:07.924	1:10.570

Lap 26

Nr	Lap Time	Gap
4	1:03.976	
20	1:05.333	1 Lap
25	1:03.203	31.088
2	1:03.528	32.753
18	1:03.588	35.517
27	1:05.877	1 Lap
1	1:57.069	37.752
9	1:57.741	39.569
5	1:03.645	39.736
66	1:06.485	41.375
16	1:03.722	46.366
19	1:03.372	47.894
6	1:05.979	49.207

Title Partner Global Partner Technical Partner Official Partners

FIA FORMULA E CHAMPIONSHIP 2017-18

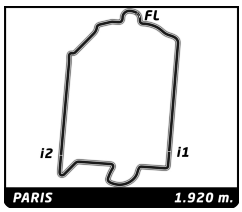

ABB FIA Formula E Championship

Round 8 - Paris ePrix

Race

Analysis by lap

Official Timekeeper TAGHeuer

Lapped

Nr	Lap Time	Gap
23	1:06.843	52.362
7	1:03.974	53.563
36	1:05.007	56.260
3	1:07.609	57.220
8	2:04.644	1 Lap
20	1:03.405	1:19.127
68	2:06.777	1 Lap

Lap 27

Nr	Lap Time	Gap
25	1:03.082	
2	1:03.305	1.888
18	1:03.348	4.695
27	1:04.102	1 Lap
1	1:06.277	9.859
5	1:04.942	10.508
9	1:06.084	11.483
66	1:04.699	11.904
16	1:03.611	15.807
19	1:03.084	16.808
6	1:03.090	18.127
4	1:56.399	22.229
23	1:04.139	22.331
7	1:03.803	23.196
36	1:03.918	26.008
3	1:04.754	27.804
20	1:03.489	48.446
8	1:11.493	1 Lap
68	1:08.544	1 Lap

Lap 28

Nr	Lap Time	Gap
25	1:03.376	
2	1:03.610	2.122
18	1:03.421	4.740
27	1:04.271	1 Lap
1	1:02.900	9.383
5	1:03.531	10.663
9	1:03.397	11.504
66	1:03.574	12.102
16	1:03.730	16.161
19	1:03.210	16.642
6	1:03.243	17.994
23	1:03.548	22.503
7	1:03.422	23.242
4	1:06.129	24.982
36	1:04.172	26.804
3	1:04.858	29.286
20	1:03.029	48.099
8	1:04.903	1 Lap
68	1:04.651	1 Lap

Lap 29

Nr	Lap Time	Gap
25	1:03.404	
2	1:03.084	1.802
18	1:03.358	4.694
27	1:04.158	1 Lap
1	1:02.804	8.783
5	1:03.248	10.507
9	1:03.233	11.333
66	1:03.050	11.748
16	1:03.497	16.254
19	1:03.423	16.661
6	1:02.963	17.553
23	1:02.992	22.091
7	1:03.521	23.359
4	1:03.282	24.860
36	1:03.884	27.284
3	1:04.470	30.352
20	1:03.055	47.750
8	1:04.772	1 Lap
68	1:04.716	1 Lap

Lap 30

Nr	Lap Time	Gap
25	1:03.179	
2	1:03.376	1.999
18	1:02.862	4.377
1	1:02.768	8.372
5	1:03.321	10.649
9	1:03.432	11.586
66	1:03.481	12.050
27	1:08.536	1 Lap
16	1:03.429	16.504
19	1:03.377	16.859
6	1:03.173	17.547
23	1:02.813	21.725
7	1:02.979	23.159
4	1:02.603	24.284
36	1:03.702	27.807
3	1:04.885	32.058
20	1:03.087	47.658
8	1:03.494	1 Lap
68	1:04.472	1 Lap

Lap 31

Nr	Lap Time	Gap
25	1:03.362	
2	1:03.225	1.862
18	1:02.573	3.588
1	1:02.370	7.380
5	1:03.036	10.323
9	1:02.762	10.986
66	1:02.849	11.537
27	1:04.709	1 Lap
19	1:03.237	16.734
16	1:05.215	18.357
6	1:04.670	18.855
23	1:02.875	21.238
7	1:03.605	23.402
4	1:02.953	23.875
36	1:04.106	28.551
3	1:05.089	33.785
20	1:03.182	47.478
8	1:03.147	1 Lap

Lap 32

Nr	Lap Time	Gap
25	1:03.531	
68	1:06.267	2 Laps
2	1:03.381	1.712
18	1:02.919	2.976
1	1:02.563	6.412
5	1:03.018	9.810
9	1:03.054	10.509
66	1:03.093	11.099
27	1:04.045	1 Lap
19	1:03.635	16.838
16	1:03.569	18.395
6	1:03.493	18.817
23	1:03.028	20.735
4	1:03.388	23.732
7	1:04.821	24.692
36	1:04.127	29.147
3	1:04.516	34.770
20	1:03.143	47.090
8	1:03.190	1 Lap

Lap 33

Nr	Lap Time	Gap
25	1:03.434	
2	1:03.642	1.920
18	1:03.413	2.955
1	1:03.050	6.028
68	1:10.632	2 Laps
5	1:03.168	9.544
9	1:03.062	10.137
66	1:02.939	10.604
27	1:04.156	1 Lap
19	1:03.213	16.617
16	1:03.636	18.597
6	1:03.614	18.997
23	1:02.993	20.294
4	1:02.788	23.086
7	1:03.609	24.867
36	1:04.027	29.740
20	1:02.977	46.633
8	1:03.215	1 Lap

Lap 34

Nr	Lap Time	Gap
25	1:03.448	
2	1:03.674	2.146
18	1:03.196	2.703
1	1:02.367	4.947
5	1:03.180	9.276
9	1:03.347	10.036
66	1:03.328	10.484
68	1:08.419	2 Laps
19	1:03.072	16.241
16	1:03.774	18.923
6	1:03.926	19.475
23	1:03.323	20.169
4	1:02.755	22.393
7	1:03.416	24.835
36	1:03.629	29.921
20	1:03.366	46.551
8	1:03.329	1 Lap

Lap 35

Nr	Lap Time	Gap
25	1:03.169	
18	1:04.975	4.509
2	1:05.929	4.906
1	1:03.522	5.300
5	1:03.308	9.415
9	1:03.144	10.011
66	1:03.261	10.576
68	1:04.999	2 Laps
19	1:03.533	16.605
16	1:03.530	19.284
6	1:03.377	19.683
23	1:03.443	20.443
4	1:02.565	21.789
7	1:03.477	25.143
36	1:03.903	30.655
20	1:02.844	46.226
8	1:03.233	1 Lap

Lap 36

Nr	Lap Time	Gap
25	1:03.326	
18	1:03.526	4.709
1	1:03.543	5.517
2	1:04.822	6.402
5	1:03.312	9.401
9	1:03.491	10.176
66	1:03.355	10.605
19	1:03.484	16.763
68	1:07.418	2 Laps
16	1:03.682	19.640
6	1:03.650	20.007
23	1:03.575	20.692
4	1:02.889	21.352
7	1:03.823	25.640
36	1:03.708	31.037
20	1:03.449	46.349
8	1:03.438	1 Lap

Lap 37

Nr	Lap Time	Gap
25	1:03.440	
18	1:02.918	4.187
1	1:02.727	4.804
2	1:03.789	6.751
5	1:03.131	9.092
9	1:03.020	9.756
66	1:03.071	10.236
19	1:03.166	16.489
16	1:03.473	19.673
6	1:03.567	20.134
23	1:03.554	20.806
4	1:03.337	21.249
7	1:03.246	25.446
68	1:13.053	2 Laps
36	1:04.005	31.602
20	1:03.452	46.361
8	1:03.008	1 Lap

Lap 38

Nr	Lap Time	Gap
25	1:03.374	
18	1:02.987	3.800
1	1:03.022	4.452
2	1:03.675	7.052
5	1:03.077	8.795
9	1:03.118	9.500
66	1:03.128	9.990
19	1:03.209	16.324
16	1:03.427	19.726
6	1:03.391	20.151
23	1:03.363	20.795
4	1:03.358	21.233
7	1:03.335	25.407
68	1:05.986	2 Laps
36	1:03.703	31.931
20	1:03.359	46.346
8	1:04.013	1 Lap

Lap 39

Nr	Lap Time	Gap
25	1:03.340	
18	1:02.889	3.349
1	1:02.850	3.962
2	1:03.340	7.052
5	1:03.314	8.769
9	1:03.418	9.578
66	1:03.350	10.000
19	1:03.269	16.253
16	1:03.519	19.905
6	1:03.443	20.254
4	1:04.236	22.129
23	1:05.387	22.842
7	1:03.946	26.013
36	1:03.793	32.384
68	1:08.450	2 Laps
20	1:03.369	46.375
8	1:03.826	1 Lap

Lap 40

Nr	Lap Time	Gap
25	1:03.289	
18	1:02.758	2.818
1	1:02.808	3.481
2	1:03.578	7.341
5	1:03.198	8.678
9	1:03.130	9.419
66	1:03.220	9.931
19	1:03.272	16.236
16	1:03.444	20.060
6	1:06.439	23.404
23	1:04.503	24.056

Title Partner Global Partner Technical Partner Official Partners

FIA FORMULA E CHAMPIONSHIP 2017-18

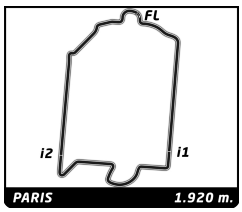

ABB FIA Formula E Championship

Round 8 - Paris ePrix

Race

Analysis by lap

Official Timekeeper TAGHeuer

Lapped

Nr	Lap Time	Gap
7	1:03.755	26.479
4	1:17.220	36.060
68	1:07.624	2 Laps
36	1:12.964	42.059
20	1:03.534	46.620
8	1:03.382	1 Lap

Lap 41

25	1:03.356	
18	1:03.081	2.543
1	1:03.042	3.167
2	1:03.618	7.603
5	1:03.275	8.597
9	1:03.252	9.315
66	1:03.255	9.830
19	1:03.132	16.012
16	1:03.721	20.425
6	1:03.425	23.473
23	1:03.691	24.391
7	1:03.934	27.057
4	1:03.505	36.209
36	1:04.499	43.202
68	1:08.742	2 Laps
20	1:03.371	46.635
8	1:03.535	1 Lap

Lap 42

25	1:03.343	
18	1:03.244	2.444
1	1:03.139	2.963
2	1:03.503	7.763
5	1:03.476	8.730
9	1:03.279	9.251
66	1:03.263	9.750
19	1:03.593	16.262
16	1:03.788	20.870
6	1:03.046	23.176
23	1:03.081	24.129
7	1:03.279	26.993
4	1:02.969	35.835
36	1:03.499	43.358
20	1:03.487	46.779
68	1:09.413	2 Laps
8	1:03.882	1 Lap

Lap 43

25	1:03.465	
18	1:03.615	2.594
1	1:03.661	3.159
2	1:03.763	8.061
5	1:03.378	8.643
9	1:03.553	9.339
66	1:03.456	9.741
19	1:03.587	16.384
16	1:03.698	21.103
6	1:03.149	22.860
23	1:03.123	23.787
7	1:03.501	27.029
4	1:03.318	35.688
36	1:03.216	43.109
20	1:03.306	46.620
8	1:03.400	1 Lap
68	1:09.415	2 Laps

Lap 44

25	1:03.496	
18	1:03.023	2.121
1	1:03.000	2.663
2	1:03.601	8.166
5	1:03.540	8.687
66	1:03.952	10.197
9	1:05.054	10.897
19	1:03.661	16.549
16	1:03.534	21.141
6	1:03.326	22.690
23	1:03.177	23.468
7	1:03.439	26.972
4	1:03.026	35.218
36	1:03.336	42.949
20	1:03.229	46.353
8	1:03.537	1 Lap
68	1:05.939	2 Laps

Lap 45

25	1:03.595	
18	1:03.489	2.015
1	1:03.444	2.512
2	1:03.610	8.181
5	1:03.563	8.655
66	1:02.753	9.355
9	1:03.159	10.461
19	1:03.221	16.175
16	1:03.469	21.015
6	1:03.040	22.135
23	1:03.085	22.958
7	1:03.567	26.944
4	1:02.838	34.461
36	1:03.174	42.528
20	1:03.356	46.114
8	1:02.851	1 Lap
68	1:05.643	2 Laps

Lap 46

25	1:03.230	
18	1:05.824	4.609
1	1:05.726	5.008
2	1:03.553	8.504
5	1:03.938	9.363
66	1:03.703	9.828
9	1:03.848	11.079
19	1:03.574	16.519
16	1:03.497	21.282
6	1:03.500	22.405
23	1:03.382	23.110
7	1:03.851	27.565
4	1:02.698	33.929
36	1:03.634	42.932
20	1:03.146	46.030
8	1:03.983	1 Lap

Lap 47

25	1:03.781	
68	1:08.561	3 Laps
18	1:03.751	4.579
1	1:03.847	5.074
2	1:03.549	8.272
5	1:03.628	9.210
66	1:03.604	9.651
9	1:03.311	10.609
19	1:03.775	16.513
16	1:03.170	20.671
6	1:03.108	21.732
23	1:03.177	22.506
7	1:03.691	27.475
4	1:02.862	33.010
36	1:03.420	42.571
20	1:03.150	45.399
8	1:03.305	1 Lap

Lap 48

25	1:03.846	
18	1:03.460	4.193
1	1:03.449	4.677
2	1:03.527	7.953
5	1:03.795	9.159
66	1:03.761	9.566
9	1:03.464	10.227
68	1:13.166	3 Laps
19	1:03.448	16.115
16	1:03.741	20.566
6	1:04.213	22.099
23	1:03.911	22.571
7	1:04.043	27.672
4	1:02.686	31.850
36	1:03.911	42.636
20	1:03.254	44.807
8	1:03.189	1 Lap

Lap 49

25	1:05.112	
1	1:05.317	4.882
2	1:06.056	8.897
5	1:05.240	9.287
9	1:05.079	10.194
18	1:11.774	10.855
66	1:09.464	13.918
68	1:06.917	3 Laps
19	1:04.268	15.271
16	1:04.103	19.557
6	1:04.002	20.989
23	1:04.239	21.698
7	1:04.163	26.723
4	1:03.199	29.937
36	1:05.588	43.112
20	1:04.294	43.989
8	1:06.133	1 Lap

Title Partner Global Partner Technical Partner Official Partners

FIA FORMULA E CHAMPIONSHIP 2017-18

Doc No. Date: Time:

ABB FIA FORMULA E CHAMPIONSHIP

Round 8 - Paris ePrix - Race

PIT STOPS CLASSIFICATION

Official Timekeeper: TAGHeuer

POS	NO	DRIVER	NAT	TEAM	VEHICLE	TIME	GAP
1	1	Lucas DI GRASSI	BRA	Audi Sport ABT Schaeffler	Audi e-tron FE04	51.883	
2	66	Daniel ABT	DEU	Audi Sport ABT Schaeffler	Audi e-tron FE04	52.729	+0.846
3	20	Mitch EVANS	NZL	Panasonic Jaguar Racing	Jaguar I-Type II	52.931	+1.048
4	9	Sébastien BUEMI	CHE	Renault e.dams	Renault Z.E. 17	53.053	+1.170
5	4	Edoardo MORTARA	CHE	Venturi Formula E Team	Venturi VM200-FE-03	53.163	+1.280
6	25	Jean-Eric VERGNE	FRA	TECHEETAH	Renault Z.E. 17	53.369	+1.486
7	2	Sam BIRD	GBR	DS Virgin Racing	DS Virgin DSV-03	54.117	+2.234
8	16	Oliver TURVEY	GBR	NIO Formula E Team	NextEV NIO Sport 003	54.148	+2.265
9	23	Nick HEIDFELD	DEU	Mahindra Racing	Mahindra M4Electro	54.427	+2.544
10	19	Felix ROSENQVIST	SWE	Mahindra Racing	Mahindra M4Electro	54.524	+2.641
11	36	Alex LYNN	GBR	DS Virgin Racing	DS Virgin DSV-03	54.834	+2.951
12	27	Tom BLOMQVIST	GBR	Andretti Formula E	Andretti ATEC-03	55.275	+3.392
13	5	Maro ENGEL	DEU	Venturi Formula E Team	Venturi VM200-FE-03	55.414	+3.531
14	7	Jérôme D'AMBROSIO	BEL	DRAGON	PENSKE EV-2	55.431	+3.548
15	3	Nelson PIQUET	BRA	Panasonic Jaguar Racing	Jaguar I-Type II	56.027	+4.144
16	68	MA Qing Hua	CHN	NIO Formula E Team	NextEV NIO Sport 003	56.041	+4.158
17	6	José Maria LOPEZ	ARG	DRAGON	PENSKE EV-2	56.062	+4.179
18	18	André LOTTERER	DEU	TECHEETAH	Renault Z.E. 17	56.398	+4.515
19	8	Nicolas PROST	FRA	Renault e.dams	Renault Z.E. 17	59.245	+7.362

Series Partners:

Title Partner Global Partner Technical Partner Official Partners

No part of these results/data may be reproduced, stored in a retrieval system or transmitted in any form or by any means electronic, mechanical, photocopying, recording, broadcasting or otherwise without prior permission of the copyright holder except for reproduction in local/national/international daily press and regular printed publications on sale to the public within 90 days of the event to which the results/data relate and provided that the copyright symbol appears together with the name of the copyright holder.

The FÉDÉRATION INTERNATIONALE DE L'AUTOMOBILE logo, FÉDÉRATION INTERNATIONALE DE L'AUTOMOBILE, FIA logo, FIA, FIA FORMULA-E CHAMPIONSHIP, FIA FORMULA-E CHAMPIONSHIP logo and related marks are protectedtrademarks of the Fédération Internationale de l'Automobile (FIA), Chemin de Blandonnet 2, 1214 Vernier, Switzerland.

©2017, Fédération Internationale de l'Automobile (FIA)

FIA FORMULA E CHAMPIONSHIP 2017-18

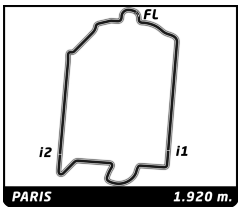

ABB FIA Formula E Championship

Round 8 - Paris ePrix

Race

Pit Stop Analysis

Official Timekeeper TAGHeuer

Nr.	In Time	In Driver	Out Time	Out Driver	Pit Time	T. Pit Time
1	**Audi Sport ABT Schaeffler** Audi e-tron FE04					
1	16:34:20.597	L. DI GRASSI	16:35:12.480	L. DI GRASSI	51.883	51.883
2	**DS Virgin Racing** DS Virgin DSV-03					
1	16:32:03.773	S. BIRD	16:32:57.890	S. BIRD	54.117	54.117
3	**Panasonic Jaguar Racing** Jaguar I-Type II					
1	16:33:28.160	N. PIQUET	16:34:24.187	N. PIQUET	56.027	56.027
4	**Venturi Formula E Team** Venturi VM200-FE-03					
1	16:35:37.969	E. MORTARA	16:36:31.132	E. MORTARA	53.163	53.163
5	**Venturi Formula E Team** Venturi VM200-FE-03					
1	16:32:09.346	M. ENGEL	16:33:04.760	M. ENGEL	55.414	55.414
6	**DRAGON** PENSKE EV-2					
1	16:33:21.904	J. LOPEZ	16:34:17.966	J. LOPEZ	56.062	56.062
7	**DRAGON** PENSKE EV-2					
1	16:32:21.971	J. D'AMBROSIO	16:33:17.402	J. D'AMBROSIO	55.431	55.431
8	**Renault e.dams** Renault Z.E. 17					
1	16:20:55.591	N. PROST	16:21:57.716	N. PROST	1:02.125	1:02.125
2	16:34:49.545	N. PROST	16:35:48.790	N. PROST	59.245	2:01.370
9	**Renault e.dams** Renault Z.E. 17					
1	16:34:21.240	S. BUEMI	16:35:14.293	S. BUEMI	53.053	53.053
16	**NIO Formula E Team** NextEV NIO Sport 003					
1	16:32:16.947	O. TURVEY	16:33:11.095	O. TURVEY	54.148	54.148
18	**TECHEETAH** Renault Z.E. 17					
1	16:32:04.284	A. LOTTERER	16:33:00.682	A. LOTTERER	56.398	56.398
19	**Mahindra Racing** Mahindra M4Electro					
1	16:32:19.191	F. ROSENQVIST	16:33:13.715	F. ROSENQVIST	54.524	54.524
20	**Panasonic Jaguar Racing** Jaguar I-Type II					
1	16:05:46.657	M. EVANS	16:07:06.974	M. EVANS	1:20.317	1:20.317
2	16:32:52.174	M. EVANS	16:33:45.105	M. EVANS	52.931	2:13.248
23	**Mahindra Racing** Mahindra M4Electro					
1	16:33:25.822	N. HEIDFELD	16:34:20.249	N. HEIDFELD	54.427	54.427
25	**TECHEETAH** Renault Z.E. 17					
1	16:32:03.094	J. VERGNE	16:32:56.463	J. VERGNE	53.369	53.369
27	**Andretti Formula E** Andretti ATEC-03					
1	16:05:46.038	T. BLOMQVIST	16:07:14.080	T. BLOMQVIST	1:28.042	1:28.042
2	16:30:56.723	T. BLOMQVIST	16:31:51.998	T. BLOMQVIST	55.275	2:23.317
36	**DS Virgin Racing** DS Virgin DSV-03					
1	16:32:23.233	A. LYNN	16:33:18.067	A. LYNN	54.834	54.834
66	**Audi Sport ABT Schaeffler** Audi e-tron FE04					
1	16:33:16.887	D. ABT	16:34:09.616	D. ABT	52.729	52.729
68	**NIO Formula E Team** NextEV NIO Sport 003					
1	16:35:01.391	MA Qing Hua	16:35:57.432	MA Qing Hua	56.041	56.041

Title Partner Global Partner Technical Partner Official Partners

FIA FORMULA E CHAMPIONSHIP 2017-18

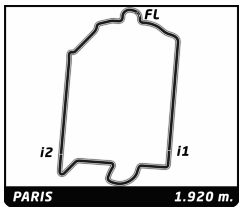

ABB FIA Formula E Championship

Round 8 - Paris ePrix

Race

Analysis

Official Timekeeper TAGHeuer

200KW | Personal Best | Session Best | **B** Crossing the finish line in pit lane

1 Lucas DI GRASSI — BRA

Audi Sport ABT Schaeffler — Audi e-tron FE04

Lap		Time	Sector 1	Sector 2	Sector 3	Kph	Elapsed
0	B	1:00.701	10.602	28.013	22.086	91.3	1:00.701
1	B	2:07.780	40.708	41.510	45.562	54.1	3:08.481
2	B	1:04.960	18.458	25.242	21.260	106.4	4:13.441
3	B	1:04.103	17.850	25.034	21.219	107.8	5:17.544
4	B	1:04.029	17.866	24.952	21.211	108.0	6:21.573
5	B	1:03.972	17.847	24.972	21.153	108.0	7:25.545
6	B	1:03.776	17.650	25.082	21.044	108.4	8:29.321
7	B	1:03.681	17.752	24.781	21.148	108.5	9:33.002
8	B	1:03.806	17.782	24.869	21.155	108.3	10:36.808
9	B	1:03.887	17.689	24.962	21.236	108.2	11:40.695
10	B	1:03.615	17.653	24.918	21.044	108.7	12:44.310
11	B	1:03.726	17.873	24.727	21.126	108.5	13:48.036
12	B	1:03.794	17.746	24.840	21.208	108.3	14:51.830
13	B	1:03.781	17.732	24.801	21.248	108.4	15:55.611
14	B	1:03.797	17.784	24.783	21.230	108.3	16:59.408
15	B	1:03.548	17.758	24.708	21.082	108.8	18:02.956
16	B	1:03.793	17.841	24.783	21.169	108.4	19:06.749
17	B	1:03.522	17.688	24.792	21.042	108.8	20:10.271
18	B	1:03.688	17.752	24.674	21.262	108.5	21:13.959
19	B	1:03.452	17.616	24.726	21.110	108.9	22:17.411
20	B	1:03.685	17.988	24.702	20.995	108.5	23:21.096
21	B	1:03.469	17.782	24.620	21.067	108.9	24:24.565
22	B	1:03.149	17.606	24.594	20.949	109.5	25:27.714
23	B	1:03.625	17.650	24.843	21.132	108.6	26:31.339
24	B	1:03.765	17.781	24.819	21.165	108.4	27:35.104
25	B	1:03.615	17.752	24.810	21.053	108.7	28:38.719
26	A	1:57.069 **B**	18.225	25.591	1:13.253	59.0	30:35.788
27	A	1:06.277	19.680	25.433	21.164	104.3	31:42.065
28	A	1:02.900	17.489	24.483	20.928	109.9	32:44.965
29	A	1:02.804	17.479	24.459	20.866	110.1	33:47.769
30	A	1:02.768	17.383	24.497	20.888	110.1	34:50.537
31	A	1:02.370	17.291	24.335	20.744	110.8	35:52.907
32	A	1:02.563	17.371	24.426	20.766	110.5	36:55.470
33	A	1:03.050	17.461	24.631	20.958	109.6	37:58.520
34	A	1:02.367	17.292	24.412	20.663	110.8	39:00.887
35	A	1:03.522	17.402	24.343	21.777	108.8	40:04.409
36	A	1:03.543	17.643	25.046	20.854	108.8	41:07.952
37	A	1:02.727	17.371	24.569	20.787	110.2	42:10.679
38	A	1:03.022	17.369	24.691	20.962	109.7	43:13.701
39	A	1:02.850	17.309	24.707	20.834	110.0	44:16.551
40	A	1:02.808	17.334	24.709	20.765	110.0	45:19.359
41	A	1:03.042	17.505	24.684	20.853	109.6	46:22.401
42	A	1:03.139	17.424	24.801	20.914	109.5	47:25.540
43	A	1:03.661	17.520	25.213	20.928	108.6	48:29.201
44	A	1:03.000	17.311	24.784	20.905	109.7	49:32.201
45	A	1:03.444 ■	17.336	24.993	21.115	108.9	50:35.645
46	A	1:05.726	17.329	26.581	21.816	105.2	51:41.371
47	A	1:03.847	17.942	25.061	20.844	108.3	52:45.218
48	A	1:03.449	17.554	24.837	21.058	108.9	53:48.667
49	A	1:05.317	17.399	25.867	22.051	105.8	54:53.984

2 Sam BIRD — GBR

DS Virgin Racing — DS Virgin DSV-03

Lap		Time	Sector 1	Sector 2	Sector 3	Kph	Elapsed
0	A	58.324	10.210	26.573	21.541	95.1	58.324
1	A	2:06.997	38.517	41.466	47.014	54.4	3:05.321
2	A	1:04.918	18.169	25.027	21.722	106.5	4:10.239
3	A	1:03.816	17.775	24.791	21.250	108.3	5:14.055
4	A	1:03.743	17.677	24.741	21.325	108.4	6:17.798
5	A	1:03.628	17.618	24.782	21.228	108.6	7:21.426
6	A	1:03.597	17.627	24.783	21.187	108.7	8:25.023
7	A	1:03.536	17.627	24.789	21.120	108.8	9:28.559
8	A	1:03.512	17.590	24.802	21.120	108.8	10:32.071
9	A	1:03.377	17.557	24.731	21.089	109.1	11:35.448
10	A	1:03.355	17.513	24.716	21.126	109.1	12:38.803
11	A	1:03.484	17.519	24.740	21.225	108.9	13:42.287
12	A	1:03.492	17.544	24.838	21.110	108.9	14:45.779
13	A	1:03.349	17.496	24.737	21.116	109.1	15:49.128
14	A	1:03.369	17.450	24.669	21.250	109.1	16:52.497
15	A	1:03.277	17.521	24.689	21.067	109.2	17:55.774
16	A	1:03.998	17.528	25.036	21.434	108.0	18:59.772
17	A	1:03.419	17.594	24.808	21.017	109.0	20:03.191
18	A	1:03.374	17.419	24.774	21.181	109.1	21:06.565
19	A	1:03.171	17.494	24.649	21.028	109.4	22:09.736
20	A	1:03.960	17.366	25.081	21.513	108.1	23:13.696
21	A	1:03.597	17.393	24.972	21.232	108.7	24:17.293
22	A	1:03.093	17.459	24.695	20.939	109.6	25:20.386
23	A	1:03.178	17.376	24.823	20.979	109.4	26:23.564
24	B	1:57.637 **B**	17.508	25.314	1:14.815	58.8	28:21.201
25	B	1:06.060	19.704	25.251	21.105	104.6	29:27.261
26	B	1:03.528	17.881	24.454	21.193	108.8	30:30.789
27	B	1:03.305	17.616	24.484	21.205	109.2	31:34.094
28	B	1:03.610	17.842	24.553	21.215	108.7	32:37.704
29	B	1:03.084	17.613	24.534	20.937	109.6	33:40.788
30	B	1:03.376	17.424	24.773	21.179	109.1	34:44.164
31	B	1:03.225	17.531	24.502	21.192	109.3	35:47.389
32	B	1:03.381	17.621	24.622	21.138	109.1	36:50.770
33	B	1:03.642	17.729	24.727	21.186	108.6	37:54.412
34	B	1:03.674	17.750	24.735	21.189	108.6	38:58.086
35	B	1:05.929	17.542	24.620	23.767	104.8	40:04.015
36	B	1:04.822	18.155	25.500	21.167	106.6	41:08.837
37	B	1:03.789	17.845	24.761	21.183	108.4	42:12.626
38	B	1:03.675	17.771	24.662	21.242	108.6	43:16.301
39	B	1:03.340	17.512	24.640	21.188	109.1	44:19.641
40	B	1:03.578	17.691	24.611	21.276	108.7	45:23.219
41	B	1:03.618	17.754	24.716	21.148	108.6	46:26.837
42	B	1:03.503	17.621	24.631	21.251	108.8	47:30.340
43	B	1:03.763	17.839	24.645	21.279	108.4	48:34.103
44	B	1:03.601	17.603	24.697	21.301	108.7	49:37.704
45	B	1:03.610	17.723	24.643	21.244	108.7	50:41.314
46	B	1:03.553	17.610	24.598	21.345	108.8	51:44.867
47	B	1:03.549	17.585	24.711	21.253	108.8	52:48.416
48	B	1:03.527	17.687	24.751	21.089	108.8	53:51.943
49	B	1:06.056	17.572	25.036	23.448	104.6	54:57.999

3 Nelson PIQUET — BRA

Panasonic Jaguar Racing — Jaguar I-Type II

Lap		Time	Sector 1	Sector 2	Sector 3	Kph	Elapsed
0	A	1:09.351	13.562	31.150	24.639	79.9	1:09.351
1	A	2:06.039	44.705	42.280	39.054	54.8	3:15.390
2	A	1:05.881	18.419	25.878	21.584	104.9	4:21.271
3	A	1:04.834	17.879	25.482	21.473	106.6	5:26.105
4	A	1:04.731	17.999	25.255	21.477	106.8	6:30.836
5	A	1:04.578	17.969	24.900	21.709	107.0	7:35.414

Title Partner | Global Partner | Technical Partner | Official Partners
ABB | Julius Bär | MICHELIN | TAGHeuer | Qualcomm | DHL | VISA | G.H.MUMM | enel | Allianz | BOSS

FIA FORMULA E CHAMPIONSHIP 2017-18

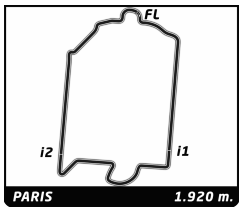

ABB FIA Formula E Championship

Round 8 - Paris ePrix

Race

Analysis

Official Timekeeper TAGHeuer

200KW | Personal Best | Session Best | **B** Crossing the finish line in pit lane

Lap		Time	Sector 1	Sector 2	Sector 3	Kph	Elapsed
6	A	1:05.668	18.064	25.578	22.026	105.3	8:41.082
7	A	1:04.634	18.062	25.387	21.185	106.9	9:45.716
8	A	1:04.083	18.009	24.883	21.191	107.9	10:49.799
9	A	1:03.786	17.722	24.863	21.201	108.4	11:53.585
10	A	1:04.255	17.879	24.951	21.425	107.6	12:57.840
11	A	1:03.697	17.639	24.828	21.230	108.5	14:01.537
12	A	1:03.633	17.670	24.787	21.176	108.6	15:05.170
13	A	1:03.824	17.734	24.844	21.246	108.3	16:08.994
14	A	1:03.820	17.685	24.859	21.276	108.3	17:12.814
15	A	1:03.987	17.723	24.846	21.418	108.0	18:16.801
16	A	1:03.674	17.622	24.721	21.331	108.6	19:20.475
17	A	1:03.312	17.616	24.633	21.063	109.2	20:23.787
18	A	1:03.498	17.773	24.627	21.098	108.9	21:27.285
19	A	1:03.294	17.524	24.628	21.142	109.2	22:30.579
20	A	1:03.492	17.772	24.585	21.135	108.9	23:34.071
21	A	1:03.367	17.663	24.693	21.011	109.1	24:37.438
22	A	1:03.600	17.417	24.856	21.327	108.7	25:41.038
23	A	1:03.675	17.679	24.826	21.170	108.6	26:44.713
24	A	1:03.421	17.509	24.754	21.158	109.0	27:48.134
25	B	1:59.513 **B**	17.617	24.753	1:17.143	57.8	29:47.647
26	B	1:07.609	20.007	26.014	21.588	102.2	30:55.256
27	B	1:04.754	17.947	25.194	21.613	106.7	32:00.010
28	B	1:04.858	17.655	25.717	21.486	106.6	33:04.868
29	B	1:04.470	17.831	25.170	21.469	107.2	34:09.338
30	B	1:04.885	17.968	25.526	21.391	106.5	35:14.223
31	B	1:05.089	18.093	25.403	21.593	106.2	36:19.312
32	B	1:04.516	17.977	25.257	21.282	107.1	37:23.828

4 Edoardo MORTARA — CHE

Venturi Formula E Team — Venturi VM200-FE-03

Lap		Time	Sector 1	Sector 2	Sector 3	Kph	Elapsed
0	A	1:10.136	14.643	31.095	24.398	79.0	1:10.136
1	A	2:05.727	44.617	42.169	38.941	55.0	3:15.863
2	A	1:06.032	18.380	25.922	21.730	104.7	4:21.895
3	A	1:04.793	18.115	25.222	21.456	106.7	5:26.688
4	A	1:04.727	18.059	25.360	21.308	106.8	6:31.415
5	A	1:04.713	18.196	25.064	21.453	106.8	7:36.128
6	A	1:05.407	18.293	25.233	21.881	105.7	8:41.535
7	A	1:05.008	18.005	25.591	21.412	106.3	9:46.543
8	A	1:04.593	18.087	25.055	21.451	107.0	10:51.136
9	A	1:03.967	17.814	24.845	21.308	108.1	11:55.103
10	A	1:04.114	18.009	24.925	21.180	107.8	12:59.217
11	A	1:03.988	17.792	24.905	21.291	108.0	14:03.205
12	A	1:03.627	17.757	24.757	21.113	108.6	15:06.832
13	A	1:03.690	17.690	24.900	21.100	108.5	16:10.522
14	A	1:03.830	17.808	24.772	21.250	108.3	17:14.352
15	A	1:03.974	17.863	24.926	21.185	108.0	18:18.326
16	A	1:03.823	17.722	24.971	21.130	108.3	19:22.149
17	A	1:03.539	17.816	24.725	20.998	108.8	20:25.688
18	A	1:03.537	17.831	24.665	21.041	108.8	21:29.225
19	A	1:03.788	17.887	24.797	21.104	108.4	22:33.013
20	A	1:03.460	17.731	24.704	21.025	108.9	23:36.473
21	A	1:03.755	17.888	24.801	21.066	108.4	24:40.228
22	A	1:03.527	17.785	24.668	21.074	108.8	25:43.755
23	A	1:03.559	17.660	24.822	21.077	108.7	26:47.314
24	A	1:03.461	17.717	24.718	21.026	108.9	27:50.775
25	A	1:03.285	17.595	24.708	20.982	109.2	28:54.060
26	A	1:03.976	17.751	24.850	21.375	108.0	29:58.036
27	B	1:56.399 **B**	17.622	24.807	1:13.970	59.4	31:54.435
28	B	1:06.129	19.999	25.100	21.030	104.5	33:00.564
29	B	1:03.282	17.693	24.681	20.908	109.2	34:03.846
30	B	1:02.603	17.424	24.398	20.781	110.4	35:06.449
31	B	1:02.953	17.462	24.502	20.989	109.8	36:09.402
32	B	1:03.388	17.481	24.554	21.353	109.0	37:12.790
33	B	1:02.788	17.542	24.479	20.767	110.1	38:15.578
34	B	1:02.755	17.371	24.406	20.978	110.1	39:18.333
35	B	1:02.565	17.432	24.347	20.786	110.5	40:20.898
36	B	1:02.889	17.480	24.573	20.836	109.9	41:23.787
37	B	1:03.337	17.481	24.947	20.909	109.1	42:27.124
38	B	1:03.358	17.409	24.986	20.963	109.1	43:30.482
39	B	1:04.236	17.245	25.964	21.027	107.6	44:34.718
40	B	1:17.220	17.569	24.827	34.824	89.5	45:51.938
41	B	1:03.505	17.788	24.813	20.904	108.8	46:55.443
42	B	1:02.969	17.459	24.674	20.836	109.8	47:58.412
43	B	1:03.318	17.526	24.724	21.068	109.2	49:01.730
44	B	1:03.026	17.594	24.599	20.833	109.7	50:04.756
45	B	1:02.838	17.517	24.572	20.749	110.0	51:07.594
46	B	1:02.698	17.356	24.568	20.774	110.2	52:10.292
47	B	1:02.862	17.420	24.632	20.810	110.0	53:13.154
48	B	1:02.686	17.279	24.626	20.781	110.3	54:15.840
49	B	1:03.199	17.181	25.175	20.843	109.4	55:19.039

5 Maro ENGEL — DEU

Venturi Formula E Team — Venturi VM200-FE-03

Lap		Time	Sector 1	Sector 2	Sector 3	Kph	Elapsed
0	A	1:00.110	10.532	27.533	22.045	92.2	1:00.110
1	A	2:07.960	40.841	41.417	45.702	54.0	3:08.070
2	A	1:04.790	18.482	25.061	21.247	106.7	4:12.860
3	A	1:04.110	17.996	24.943	21.171	107.8	5:16.970
4	A	1:04.041	18.019	24.803	21.219	107.9	6:21.011
5	A	1:03.913	18.032	24.862	21.019	108.1	7:24.924
6	A	1:03.730	17.762	24.947	21.021	108.5	8:28.654
7	A	1:03.634	17.845	24.654	21.135	108.6	9:32.288
8	A	1:03.807	17.934	24.812	21.061	108.3	10:36.095
9	A	1:03.924	17.909	24.760	21.255	108.1	11:40.019
10	A	1:03.606	17.670	24.830	21.106	108.7	12:43.625
11	A	1:03.666	17.799	24.784	21.083	108.6	13:47.291
12	A	1:03.725	17.905	24.723	21.097	108.5	14:51.016
13	A	1:03.827	17.781	24.857	21.189	108.3	15:54.843
14	A	1:03.696	17.862	24.732	21.102	108.5	16:58.539
15	A	1:03.725	17.827	24.656	21.242	108.5	18:02.264
16	A	1:03.675	17.847	24.787	21.041	108.6	19:05.939
17	A	1:03.387	17.772	24.602	21.013	109.0	20:09.326
18	A	1:03.443	17.768	24.617	21.058	108.9	21:12.769
19	A	1:03.568	17.623	24.678	21.267	108.7	22:16.337
20	A	1:03.329	17.749	24.556	21.024	109.1	23:19.666
21	A	1:03.219	17.640	24.637	20.942	109.3	24:22.885
22	A	1:03.252	17.770	24.526	20.956	109.3	25:26.137
23	A	1:03.228	17.715	24.571	20.942	109.3	26:29.365
24	B	1:58.703 **B**	17.843	24.559	1:16.301	58.2	28:28.068
25	B	1:06.059	19.665	25.134	21.260	104.6	29:34.127
26	B	1:03.645	17.882	24.705	21.058	108.6	30:37.772
27	B	1:04.942	17.776	25.820	21.346	106.4	31:42.714
28	B	1:03.531	17.836	24.692	21.003	108.8	32:46.245
29	B	1:03.248	17.798	24.492	20.958	109.3	33:49.493
30	B	1:03.321	17.832	24.528	20.961	109.2	34:52.814
31	B	1:03.036	17.645	24.458	20.933	109.7	35:55.850
32	B	1:03.018	17.635	24.448	20.935	109.7	36:58.868

Title Partner Global Partner Technical Partner Official Partners

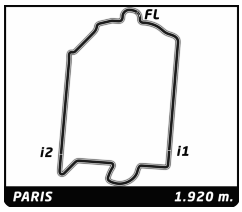

ABB FIA Formula E Championship

Round 8 - Paris ePrix

Race

Analysis

Official Timekeeper TAGHeuer

200KW | Personal Best | Session Best | **B** Crossing the finish line in pit lane

Lap		Time	Sector 1	Sector 2	Sector 3	Kph	Elapsed
33	B	1:03.168	17.601	24.614	20.953	109.4	38:02.036
34	B	1:03.180	17.621	24.566	20.993	109.4	39:05.216
35	B	1:03.308	17.647	24.694	20.967	109.2	40:08.524
36	B	1:03.312	17.709	24.566	21.037	109.2	41:11.836
37	B	1:03.131	17.586	24.541	21.004	109.5	42:14.967
38	B	1:03.077	17.599	24.508	20.970	109.6	43:18.044
39	B	1:03.314	17.761	24.513	21.040	109.2	44:21.358
40	B	1:03.198	17.673	24.607	20.918	109.4	45:24.556
41	B	1:03.275	17.654	24.653	20.968	109.2	46:27.831
42	B	1:03.476	17.690	24.664	21.122	108.9	47:31.307
43	B	1:03.378	17.664	24.692	21.022	109.1	48:34.685
44	B	1:03.540	17.740	24.683	21.117	108.8	49:38.225
45	B	1:03.563	17.756	24.658	21.149	108.7	50:41.788
46	B	1:03.938	18.020	24.839	21.079	108.1	51:45.726
47	B	1:03.628	17.739	24.650	21.239	108.6	52:49.354
48	B	1:03.795	17.783	24.852	21.160	108.3	53:53.149
49	B	1:05.240	17.893	24.905	22.442	105.9	54:58.389

6 José Maria LOPEZ — ARG

DRAGON — PENSKE EV-2

Lap		Time	Sector 1	Sector 2	Sector 3	Kph	Elapsed
0	B	1:03.255	11.822	29.434	21.999	87.6	1:03.255
1	B	2:08.356	44.196	42.027	42.133	53.9	3:11.611
2	B	1:05.031	18.055	25.611	21.365	106.3	4:16.642
3	B	1:03.778	17.741	24.940	21.097	108.4	5:20.420
4	B	1:04.146	17.851	25.051	21.244	107.8	6:24.566
5	B	1:04.078	17.904	24.949	21.225	107.9	7:28.644
6	B	1:03.992	17.880	24.950	21.162	108.0	8:32.636
7	B	1:04.103	17.823	24.920	21.360	107.8	9:36.739
8	B	1:03.688	17.827	24.779	21.082	108.5	10:40.427
9	B	1:03.954	17.719	24.974	21.261	108.1	11:44.381
10	B	1:04.747	17.883	25.778	21.086	106.8	12:49.128
11	B	1:03.811	17.849	24.894	21.068	108.3	13:52.939
12	B	1:03.814	17.724	25.024	21.066	108.3	14:56.753
13	B	1:03.879	17.877	24.922	21.080	108.2	16:00.632
14	B	1:04.667	17.863	25.565	21.239	106.9	17:05.299
15	B	1:04.080	17.835	25.114	21.131	107.9	18:09.379
16	B	1:03.645	17.706	24.853	21.086	108.6	19:13.024
17	B	1:03.564	17.644	24.805	21.115	108.7	20:16.588
18	B	1:04.476	17.672	25.279	21.525	107.2	21:21.064
19	B	1:03.962	17.733	25.146	21.083	108.1	22:25.026
20	B	1:03.614	17.711	24.844	21.059	108.7	23:28.640
21	B	1:03.761	17.656	24.867	21.238	108.4	24:32.401
22	B	1:03.172	17.581	24.833	20.758	109.4	25:35.573
23	B	1:03.399	17.583	24.888	20.928	109.0	26:38.972
24	B	1:03.277	17.468	24.824	20.985	109.2	27:42.249
25	A	1:59.015 **B**	17.519	24.889	1:16.607	58.1	29:41.264
26	A	1:05.979	20.050	24.892	21.037	104.8	30:47.243
27	A	1:03.090	17.386	24.744	20.960	109.6	31:50.333
28	A	1:03.243	17.530	24.782	20.931	109.3	32:53.576
29	A	1:02.963	17.433	24.565	20.965	109.8	33:56.539
30	A	1:03.173	17.387	24.746	21.040	109.4	34:59.712
31	A	1:04.670	17.625	25.733	21.312	106.9	36:04.382
32	A	1:03.493	17.548	24.751	21.194	108.9	37:07.875
33	A	1:03.614	17.426	25.010	21.178	108.7	38:11.489
34	A	1:03.926	17.561	25.027	21.338	108.1	39:15.415
35	A	1:03.377	17.638	24.792	20.947	109.1	40:18.792
36	A	1:03.650	17.711	24.800	21.139	108.6	41:22.442
37	A	1:03.567	17.477	25.163	20.927	108.7	42:26.009
38	A	1:03.391	17.527	24.754	21.110	109.0	43:29.400
39	A	1:03.443	17.720	24.714	21.009	108.9	44:32.843
40	A	1:06.439	17.573	25.912	22.954	104.0	45:39.282
41	A	1:03.425	17.727	24.855	20.843	109.0	46:42.707
42	A	1:03.046	17.444	24.759	20.843	109.6	47:45.753
43	A	1:03.149	17.515	24.759	20.875	109.5	48:48.902
44	A	1:03.326	17.570	24.804	20.952	109.1	49:52.228
45	A	1:03.040	17.442	24.662	20.936	109.6	50:55.268
46	A	1:03.500	17.587	24.942	20.971	108.9	51:58.768
47	A	1:03.108	17.494	24.745	20.869	109.5	53:01.876
48	A	1:04.213	17.461	24.915	21.837	107.6	54:06.089
49	A	1:04.002	17.721	24.747	21.534	108.0	55:10.091

7 Jérôme D'AMBROSIO — BEL

DRAGON — PENSKE EV-2

Lap		Time	Sector 1	Sector 2	Sector 3	Kph	Elapsed
0	B	1:05.047	11.393	31.044	22.610	85.2	1:05.047
1	B	2:07.548	44.735	41.818	40.995	54.2	3:12.595
2	B	1:05.075	18.435	25.167	21.473	106.2	4:17.670
3	B	1:04.962	18.278	25.563	21.121	106.4	5:22.632
4	B	1:04.222	18.041	24.991	21.190	107.6	6:26.854
5	B	1:03.896	17.814	24.978	21.104	108.2	7:30.750
6	B	1:04.298	18.048	25.040	21.210	107.5	8:35.048
7	B	1:03.674	17.759	24.894	21.021	108.6	9:38.722
8	B	1:04.197	18.032	25.025	21.140	107.7	10:42.919
9	B	1:03.802	17.801	24.892	21.109	108.3	11:46.721
10	B	1:03.815	17.702	25.000	21.113	108.3	12:50.536
11	B	1:03.932	17.778	25.064	21.090	108.1	13:54.468
12	B	1:04.034	17.786	24.938	21.310	107.9	14:58.502
13	B	1:03.903	18.007	24.891	21.005	108.2	16:02.405
14	B	1:04.136	17.834	25.072	21.230	107.8	17:06.541
15	B	1:04.233	17.888	25.131	21.214	107.6	18:10.774
16	B	1:03.896	17.902	24.883	21.111	108.2	19:14.670
17	B	1:03.782	17.873	24.763	21.146	108.4	20:18.452
18	B	1:03.533	17.661	24.723	21.149	108.8	21:21.985
19	B	1:04.045	17.827	25.058	21.160	107.9	22:26.030
20	B	1:03.907	17.847	24.892	21.168	108.2	23:29.937
21	B	1:03.800	17.830	24.784	21.186	108.3	24:33.737
22	B	1:03.819	17.834	24.883	21.102	108.3	25:37.556
23	B	1:03.654	17.744	24.826	21.084	108.6	26:41.210
24	A	1:59.475 **B**	17.967	25.034	1:16.474	57.9	28:40.685
25	A	1:06.940	20.448	25.235	21.257	103.3	29:47.625
26	A	1:03.974	18.022	24.879	21.073	108.0	30:51.599
27	A	1:03.803	18.034	24.628	21.141	108.3	31:55.402
28	A	1:03.422	17.926	24.602	20.894	109.0	32:58.824
29	A	1:03.521	17.831	24.794	20.896	108.8	34:02.345
30	A	1:02.979	17.549	24.547	20.883	109.8	35:05.324
31	A	1:03.605	17.826	24.724	21.055	108.7	36:08.929
32	A	1:04.821	17.973	25.469	21.379	106.6	37:13.750
33	A	1:03.609	17.767	24.679	21.163	108.7	38:17.359
34	A	1:03.416	17.691	24.722	21.003	109.0	39:20.775
35	A	1:03.477	17.728	24.682	21.067	108.9	40:24.252
36	A	1:03.823	17.781	24.865	21.177	108.3	41:28.075
37	A	1:03.246	17.668	24.580	20.998	109.3	42:31.321
38	A	1:03.335	17.780	24.606	20.949	109.1	43:34.656
39	A	1:03.946	17.932	24.859	21.155	108.1	44:38.602
40	A	1:03.755	17.768	24.649	21.338	108.4	45:42.357
41	A	1:03.934	18.146	24.655	21.133	108.1	46:46.291
42	A	1:03.279	17.619	24.654	21.006	109.2	47:49.570

Title Partner Global Partner Technical Partner Official Partners

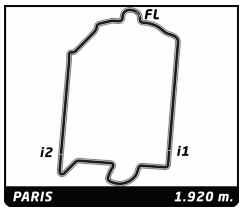

ABB FIA Formula E Championship

Round 8 - Paris ePrix

Race

Analysis

Official Timekeeper TAGHeuer

200KW | Personal Best | Session Best | **B** Crossing the finish line in pit lane

Lap		Time	Sector 1	Sector 2	Sector 3	Kph	Elapsed
43	A	1:03.501	17.748	24.589	21.164	108.8	48:53.071
44	A	1:03.439	17.790	24.638	21.011	109.0	49:56.510
45	A	1:03.567	17.662	24.780	21.125	108.7	51:00.077
46	A	1:03.851	18.026	24.753	21.072	108.3	52:03.928
47	A	1:03.691	17.843	24.678	21.170	108.5	53:07.619
48	A	1:04.043	17.915	24.714	21.414	107.9	54:11.662
49	A	1:04.163	17.878	24.780	21.505	107.7	55:15.825

8 **Nicolas PROST** FRA

Renault e.dams — Renault Z.E. 17

Lap		Time	Sector 1	Sector 2	Sector 3	Kph	Elapsed
0	A	1:08.046	12.432	31.174	24.440	81.5	1:08.046
1	A	2:06.303	44.475	41.824	40.004	54.7	3:14.349
2	A	1:05.569	18.336	25.605	21.628	105.4	4:19.918
3	A	1:04.667	18.168	25.085	21.414	106.9	5:24.585
4	A	1:04.591	18.014	25.177	21.400	107.0	6:29.176
5	A	1:05.284	17.667	25.713	21.904	105.9	7:34.460
6	A	1:06.239	18.184	25.980	22.075	104.3	8:40.699
7	A	1:07.028	18.578	26.738	21.712	103.1	9:47.727
8	A	1:05.005	18.040	25.321	21.644	106.3	10:52.732
9	A	1:05.377	18.449	25.280	21.648	105.7	11:58.109
10	A	1:05.267	18.274	25.325	21.668	105.9	13:03.376
11	A	1:04.986	18.148	25.308	21.530	106.4	14:08.362
12	A	1:04.969	18.062	25.360	21.547	106.4	15:13.331
13	A	2:07.704 **B**	18.011	25.620	1:24.073	54.1	17:21.035
14	A	1:07.261	19.983	25.766	21.512	102.8	18:28.296
15	A	1:04.096	17.906	24.915	21.275	107.8	19:32.392
16	A	1:04.018	17.863	24.851	21.304	108.0	20:36.410
17	A	1:03.774	17.771	24.720	21.283	108.4	21:40.184
18	A	1:03.790	17.906	24.800	21.084	108.4	22:43.974
19	A	1:03.928	17.894	24.878	21.156	108.1	23:47.902
20	A	1:03.600	17.804	24.733	21.063	108.7	24:51.502
21	A	1:03.514	17.653	24.670	21.191	108.8	25:55.016
22	A	1:03.797	17.842	24.814	21.141	108.3	26:58.813
23	A	1:03.841	17.955	24.767	21.119	108.3	28:02.654
24	A	1:04.513	18.046	24.923	21.544	107.1	29:07.167
25	B	2:04.644 **B**	17.814	26.011	1:20.819	55.5	31:11.811
26	B	1:11.493	22.565	26.750	22.178	96.7	32:23.304
27	B	1:04.903	18.207	25.138	21.558	106.5	33:28.207
28	B	1:04.772	18.700	24.825	21.247	106.7	34:32.979
29	B	1:03.494	17.838	24.607	21.049	108.9	35:36.473
30	B	1:03.147	17.653	24.560	20.934	109.5	36:39.620
31	B	1:03.190	17.566	24.705	20.919	109.4	37:42.810
32	B	1:03.215	17.634	24.564	21.017	109.3	38:46.025
33	B	1:03.329	17.606	24.715	21.008	109.1	39:49.354
34	B	1:03.233	17.636	24.570	21.027	109.3	40:52.587
35	B	1:03.438	17.631	24.908	20.899	109.0	41:56.025
36	B	1:03.008	17.596	24.589	20.823	109.7	42:59.033
37	B	1:04.013	17.735	25.123	21.155	108.0	44:03.046
38	B	1:03.826	17.888	24.746	21.192	108.3	45:06.872
39	B	1:03.382	17.645	24.645	21.092	109.1	46:10.254
40	B	1:03.535	17.748	24.772	21.015	108.8	47:13.789
41	B	1:03.882	17.785	24.966	21.131	108.2	48:17.671
42	B	1:03.400	17.534	24.772	21.094	109.0	49:21.071
43	B	1:03.537	17.850	24.625	21.062	108.8	50:24.608
44	B	1:02.851	17.451	24.530	20.870	110.0	51:27.459
45	B	1:03.983	17.700	24.779	21.504	108.0	52:31.442
46	B	1:03.305	17.599	24.672	21.034	109.2	53:34.747
47	B	1:03.189	17.474	24.626	21.089	109.4	54:37.936
48	B	1:06.133	17.853	25.265	23.015	104.5	55:44.069

9 **Sébastien BUEMI** CHE

Renault e.dams — Renault Z.E. 17

Lap		Time	Sector 1	Sector 2	Sector 3	Kph	Elapsed
0	A	1:01.568	11.335	27.804	22.429	90.0	1:01.568
1	A	2:07.592	40.920	41.558	45.114	54.2	3:09.160
2	A	1:05.049	18.391	25.204	21.454	106.3	4:14.209
3	A	1:04.118	17.904	24.906	21.308	107.8	5:18.327
4	A	1:04.173	18.066	24.899	21.208	107.7	6:22.500
5	A	1:03.974	17.865	24.807	21.302	108.0	7:26.474
6	A	1:03.872	17.875	24.757	21.240	108.2	8:30.346
7	A	1:03.657	17.914	24.629	21.114	108.6	9:34.003
8	A	1:03.945	17.907	24.855	21.183	108.1	10:37.948
9	A	1:03.646	17.830	24.610	21.206	108.6	11:41.594
10	A	1:03.740	17.760	24.791	21.189	108.4	12:45.334
11	A	1:03.624	17.810	24.700	21.114	108.6	13:48.958
12	A	1:03.658	17.848	24.678	21.132	108.6	14:52.616
13	A	1:04.680	17.919	25.648	21.113	106.9	15:57.296
14	A	1:03.521	17.842	24.631	21.048	108.8	17:00.817
15	A	1:03.514	17.734	24.696	21.084	108.8	18:04.331
16	A	1:03.538	17.848	24.642	21.048	108.8	19:07.869
17	A	1:03.520	17.666	24.661	21.193	108.8	20:11.389
18	A	1:03.498	17.753	24.610	21.135	108.9	21:14.887
19	A	1:03.355	17.710	24.587	21.058	109.1	22:18.242
20	A	1:03.571	17.835	24.620	21.116	108.7	23:21.813
21	A	1:03.522	17.730	24.641	21.151	108.8	24:25.335
22	A	1:03.554	17.927	24.502	21.125	108.8	25:28.889
23	A	1:03.977	17.707	25.101	21.169	108.0	26:32.866
24	A	1:03.473	17.693	24.635	21.145	108.9	27:36.339
25	A	1:03.525	17.739	24.599	21.187	108.8	28:39.864
26	B	1:57.741 **B**	17.690	25.480	1:14.571	58.7	30:37.605
27	B	1:06.084	19.452	25.233	21.399	104.6	31:43.689
28	B	1:03.397	17.817	24.631	20.949	109.0	32:47.086
29	B	1:03.233	17.517	24.421	21.295	109.3	33:50.319
30	B	1:03.432	17.673	24.726	21.033	109.0	34:53.751
31	B	1:02.762	17.394	24.462	20.906	110.1	35:56.513
32	B	1:03.054	17.540	24.608	20.906	109.6	36:59.567
33	B	1:03.062	17.579	24.468	21.015	109.6	38:02.629
34	B	1:03.347	17.509	24.718	21.120	109.1	39:05.976
35	B	1:03.144	17.548	24.634	20.962	109.5	40:09.120
36	B	1:03.491	17.519	24.825	21.147	108.9	41:12.611
37	B	1:03.020	17.344	24.632	21.044	109.7	42:15.631
38	B	1:03.118	17.380	24.680	21.058	109.5	43:18.749
39	B	1:03.418	17.500	24.822	21.096	109.0	44:22.167
40	B	1:03.130	17.419	24.649	21.062	109.5	45:25.297
41	B	1:03.252	17.535	24.642	21.075	109.3	46:28.549
42	B	1:03.279	17.582	24.737	20.960	109.2	47:31.828
43	B	1:03.553	17.522	24.958	21.073	108.8	48:35.381
44	B	1:05.054	17.496	26.406	21.152	106.3	49:40.435
45	B	1:03.159	17.504	24.742	20.913	109.4	50:43.594
46	B	1:03.848	17.550	25.051	21.247	108.3	51:47.442
47	B	1:03.311	17.639	24.647	21.025	109.2	52:50.753
48	B	1:03.464	17.677	24.736	21.051	108.9	53:54.217
49	B	1:05.079	17.610	25.657	21.812	106.2	54:59.296

16 **Oliver TURVEY** GBR

NIO Formula E Team — NextEV NIO Sport 003

Title Partner Global Partner Technical Partner Official Partners

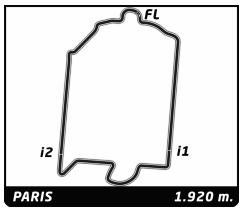

ABB FIA Formula E Championship

Round 8 - Paris ePrix

Race

Analysis

Official Timekeeper TAGHeuer

200KW | Personal Best | Session Best | **B** Crossing the finish line in pit lane

Lap		Time	Sector 1	Sector 2	Sector 3	Kph	Elapsed
0	A	1:02.689	11.340	28.970	22.379	88.4	1:02.689
1	A	2:07.882	43.361	41.504	43.017	54.0	3:10.571
2	A	1:05.116	18.371	25.275	21.470	106.1	4:15.687
3	A	1:04.016	18.007	24.845	21.164	108.0	5:19.703
4	A	1:04.369	17.974	24.980	21.415	107.4	6:24.072
5	A	1:04.122	17.916	24.807	21.399	107.8	7:28.194
6	A	1:03.789	17.705	24.812	21.272	108.4	8:31.983
7	A	1:03.849	17.806	24.771	21.272	108.3	9:35.832
8	A	1:03.944	17.778	24.825	21.341	108.1	10:39.776
9	A	1:03.856	17.786	24.762	21.308	108.2	11:43.632
10	A	1:04.117	17.731	24.980	21.406	107.8	12:47.749
11	A	1:03.901	17.730	24.833	21.338	108.2	13:51.650
12	A	1:03.807	17.744	24.804	21.259	108.3	14:55.457
13	A	1:04.223	17.775	25.078	21.370	107.6	15:59.680
14	A	1:05.130	17.716	26.029	21.385	106.1	17:04.810
15	A	1:03.929	17.841	24.937	21.151	108.1	18:08.739
16	A	1:03.395	17.603	24.745	21.047	109.0	19:12.134
17	A	1:03.544	17.633	24.716	21.195	108.8	20:15.678
18	A	1:03.712	17.609	24.883	21.220	108.5	21:19.390
19	A	1:03.590	17.582	24.741	21.267	108.7	22:22.980
20	A	1:03.537	17.616	24.752	21.169	108.8	23:26.517
21	A	1:03.333	17.490	24.746	21.097	109.1	24:29.850
22	A	1:03.522	17.668	24.721	21.133	108.8	25:33.372
23	A	1:03.645	17.553	24.804	21.288	108.6	26:37.017
24	B	1:57.388 **B**	17.707	24.727	1:14.954	58.9	28:34.405
25	B	1:06.275	19.717	25.152	21.406	104.3	29:40.680
26	B	1:03.722	17.682	24.783	21.257	108.5	30:44.402
27	B	1:03.611	17.715	24.694	21.202	108.7	31:48.013
28	B	1:03.730	17.788	24.555	21.387	108.5	32:51.743
29	B	1:03.497	17.554	24.598	21.345	108.9	33:55.240
30	B	1:03.429	17.406	24.798	21.225	109.0	34:58.669
31	B	1:05.215	17.556	26.393	21.266	106.0	36:03.884
32	B	1:03.569	17.505	24.787	21.277	108.7	37:07.453
33	B	1:03.636	17.518	24.778	21.340	108.6	38:11.089
34	B	1:03.774	17.660	24.772	21.342	108.4	39:14.863
35	B	1:03.530	17.583	24.663	21.284	108.8	40:18.393
36	B	1:03.682	17.602	24.634	21.446	108.5	41:22.075
37	B	1:03.473	17.531	24.679	21.263	108.9	42:25.548
38	B	1:03.427	17.538	24.686	21.203	109.0	43:28.975
39	B	1:03.519	17.562	24.582	21.375	108.8	44:32.494
40	B	1:03.444	17.456	24.702	21.286	108.9	45:35.938
41	B	1:03.721	17.739	24.603	21.379	108.5	46:39.659
42	B	1:03.788	17.738	24.673	21.377	108.4	47:43.447
43	B	1:03.698	17.672	24.723	21.303	108.5	48:47.145
44	B	1:03.534	17.661	24.571	21.302	108.8	49:50.679
45	B	1:03.469	17.609	24.570	21.290	108.9	50:54.148
46	B	1:03.497	17.616	24.698	21.183	108.9	51:57.645
47	B	1:03.170	17.574	24.403	21.193	109.4	53:00.815
48	B	1:03.741	17.624	24.722	21.395	108.4	54:04.556
49	B	1:04.103	17.708	24.844	21.551	107.8	55:08.659

18 André LOTTERER — DEU

TECHEETAH — Renault Z.E. 17

Lap		Time	Sector 1	Sector 2	Sector 3	Kph	Elapsed
0	A	59.565	10.130	27.606	21.829	93.1	59.565
1	A	2:07.129	39.622	41.243	46.264	54.4	3:06.694
2	A	1:04.576	18.333	25.059	21.184	107.0	4:11.270
3	A	1:03.717	17.776	24.723	21.218	108.5	5:14.987
4	A	1:03.672	17.504	24.924	21.244	108.6	6:18.659
5	A	1:03.451	17.507	24.782	21.162	108.9	7:22.110
6	A	1:03.632	17.604	24.826	21.202	108.6	8:25.742
7	A	1:03.600	17.574	24.843	21.183	108.7	9:29.342
8	A	1:03.350	17.347	24.777	21.226	109.1	10:32.692
9	A	1:03.295	17.581	24.711	21.003	109.2	11:35.987
10	A	1:04.011	17.654	24.976	21.381	108.0	12:39.998
11	A	1:03.389	17.483	24.798	21.108	109.0	13:43.387
12	A	1:03.073	17.436	24.620	21.017	109.6	14:46.460
13	A	1:03.356	17.527	24.733	21.096	109.1	15:49.816
14	A	1:03.523	17.420	24.859	21.244	108.8	16:53.339
15	A	1:03.260	17.460	24.748	21.052	109.3	17:56.599
16	A	1:03.710	17.677	24.747	21.286	108.5	19:00.309
17	A	1:03.768	17.555	25.020	21.193	108.4	20:04.077
18	A	1:03.295	17.474	24.790	21.031	109.2	21:07.372
19	A	1:03.217	17.384	24.778	21.055	109.3	22:10.589
20	A	1:03.505	17.392	24.701	21.412	108.8	23:14.094
21	A	1:03.613	17.504	24.930	21.179	108.7	24:17.707
22	A	1:03.545	17.524	24.821	21.200	108.8	25:21.252
23	A	1:03.236	17.562	24.621	21.053	109.3	26:24.488
24	B	1:59.506 **B**	17.479	24.916	1:17.111	57.8	28:23.994
25	B	1:05.971	20.004	24.707	21.260	104.8	29:29.965
26	B	1:03.588	17.518	24.677	21.393	108.7	30:33.553
27	B	1:03.348	17.741	24.552	21.055	109.1	31:36.901
28	B	1:03.421	17.737	24.628	21.056	109.0	32:40.322
29	B	1:03.358	17.824	24.542	20.992	109.1	33:43.680
30	B	1:02.862	17.537	24.391	20.934	110.0	34:46.542
31	B	1:02.573	17.336	24.456	20.781	110.5	35:49.115
32	B	1:02.919	17.352	24.485	21.082	109.9	36:52.034
33	B	1:03.413	17.729	24.719	20.965	109.0	37:55.447
34	B	1:03.196	17.509	24.557	21.130	109.4	38:58.643
35	B	1:04.975	17.513	24.632	22.830	106.4	40:03.618
36	B	1:03.526	17.868	24.670	20.988	108.8	41:07.144
37	B	1:02.918	17.421	24.501	20.996	109.9	42:10.062
38	B	1:02.987	17.410	24.581	20.996	109.7	43:13.049
39	B	1:02.889	17.383	24.594	20.912	109.9	44:15.938
40	B	1:02.758	17.302	24.534	20.922	110.1	45:18.696
41	B	1:03.081	17.392	24.606	21.083	109.6	46:21.777
42	B	1:03.244	17.554	24.676	21.014	109.3	47:25.021
43	B	1:03.615	17.806	24.763	21.046	108.7	48:28.636
44	B	1:03.023	17.354	24.631	21.038	109.7	49:31.659
45	B	1:03.489	17.620	24.776	21.093	108.9	50:35.148
46	B	1:05.824	17.432	26.643	21.749	105.0	51:40.972
47	B	1:03.751	17.705	25.005	21.041	108.4	52:44.723
48	B	1:03.460	17.639	24.715	21.106	108.9	53:48.183
49	B	1:11.774	17.617	25.644	28.513	96.3	54:59.957

19 Felix ROSENQVIST — SWE

Mahindra Racing — Mahindra M4Electro

Lap		Time	Sector 1	Sector 2	Sector 3	Kph	Elapsed
0	B	1:03.613	11.785	29.777	22.051	87.2	1:03.613
1	B	2:08.400	44.325	42.143	41.932	53.8	3:12.013
2	B	1:04.942	18.135	25.403	21.404	106.4	4:16.955
3	B	1:04.218	17.880	25.015	21.323	107.6	5:21.173
4	B	1:04.168	17.837	25.057	21.274	107.7	6:25.341
5	B	1:03.794	17.813	24.793	21.188	108.3	7:29.135
6	B	1:04.165	17.747	25.248	21.170	107.7	8:33.300
7	B	1:03.784	17.684	24.815	21.285	108.4	9:37.084
8	B	1:04.980	17.926	26.025	21.029	106.4	10:42.064
9	B	1:03.637	17.667	24.847	21.123	108.6	11:45.701

Title Partner Global Partner Technical Partner Official Partners

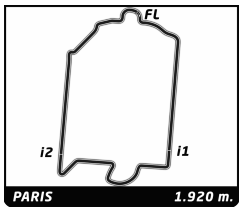

ABB FIA Formula E Championship

Round 8 - Paris ePrix

Race

Analysis

Official Timekeeper TAGHeuer

200KW | Personal Best | Session Best | **B** Crossing the finish line in pit lane

Lap		Time	Sector 1	Sector 2	Sector 3	Kph	Elapsed
10	B	1:04.131	17.934	24.921	21.276	107.8	12:49.832
11	B	1:03.849	17.764	25.013	21.072	108.3	13:53.681
12	B	1:03.905	17.676	25.072	21.157	108.2	14:57.586
13	B	1:03.740	17.641	24.942	21.157	108.4	16:01.326
14	B	1:04.375	17.718	25.355	21.302	107.4	17:05.701
15	B	1:04.409	17.666	25.593	21.150	107.3	18:10.110
16	B	1:03.612	17.586	24.919	21.107	108.7	19:13.722
17	B	1:03.608	17.608	24.970	21.030	108.7	20:17.330
18	B	1:04.031	17.620	24.988	21.423	107.9	21:21.361
19	B	1:04.117	17.691	25.255	21.171	107.8	22:25.478
20	B	1:03.765	17.572	25.032	21.161	108.4	23:29.243
21	B	1:03.512	17.632	24.743	21.137	108.8	24:32.755
22	B	1:03.494	17.579	24.872	21.043	108.9	25:36.249
23	B	1:03.197	17.476	24.789	20.932	109.4	26:39.446
24	A	1:57.580 **B**	17.598	24.859	1:15.123	58.8	28:37.026
25	A	1:05.532	19.639	24.908	20.985	105.5	29:42.558
26	A	1:03.372	17.772	24.563	21.037	109.1	30:45.930
27	A	1:03.084	17.393	24.577	21.114	109.6	31:49.014
28	A	1:03.210	17.622	24.476	21.112	109.3	32:52.224
29	A	1:03.423	17.599	24.561	21.263	109.0	33:55.647
30	A	1:03.377	17.395	24.766	21.216	109.1	34:59.024
31	A	1:03.237	17.305	25.021	20.911	109.3	36:02.261
32	A	1:03.635	17.360	25.159	21.116	108.6	37:05.896
33	A	1:03.213	17.460	24.690	21.063	109.3	38:09.109
34	A	1:03.072	17.530	24.638	20.904	109.6	39:12.181
35	A	1:03.533	17.832	24.750	20.951	108.8	40:15.714
36	A	1:03.484	17.727	24.745	21.012	108.9	41:19.198
37	A	1:03.166	17.604	24.630	20.932	109.4	42:22.364
38	A	1:03.209	17.523	24.656	21.030	109.4	43:25.573
39	A	1:03.269	17.555	24.644	21.070	109.2	44:28.842
40	A	1:03.272	17.550	24.653	21.069	109.2	45:32.114
41	A	1:03.132	17.549	24.627	20.956	109.5	46:35.246
42	A	1:03.593	17.660	24.807	21.126	108.7	47:38.839
43	A	1:03.587	17.697	24.770	21.120	108.7	48:42.426
44	A	1:03.661	17.625	24.887	21.149	108.6	49:46.087
45	A	1:03.221	17.625	24.644	20.952	109.3	50:49.308
46	A	1:03.574	17.570	24.878	21.126	108.7	51:52.882
47	A	1:03.775	17.586	24.966	21.223	108.4	52:56.657
48	A	1:03.448	17.506	24.779	21.163	108.9	54:00.105
49	A	1:04.268	17.799	24.941	21.528	107.5	55:04.373

20 Mitch EVANS — NZL

Panasonic Jaguar Racing — Jaguar I-Type II

Lap		Time	Sector 1	Sector 2	Sector 3	Kph	Elapsed
0	B	2:30.297 **B**	13.297	32.749	1:44.251	36.9	2:30.297
1	B	1:23.806	37.262	25.302	21.242	82.5	3:54.103
2	B	1:04.237	17.878	24.975	21.384	107.6	4:58.340
3	B	1:03.913	17.715	24.958	21.240	108.1	6:02.253
4	B	1:03.813	17.754	24.987	21.072	108.3	7:06.066
5	B	1:03.122	17.563	24.601	20.958	109.5	8:09.188
6	B	1:03.562	17.641	24.727	21.194	108.7	9:12.750
7	B	1:03.590	17.640	24.791	21.159	108.7	10:16.340
8	B	1:03.240	17.530	24.672	21.038	109.3	11:19.580
9	B	1:03.619	17.626	24.817	21.176	108.6	12:23.199
10	B	1:03.829	17.728	24.825	21.276	108.3	13:27.028
11	B	1:03.366	17.561	24.769	21.036	109.1	14:30.394
12	B	1:03.841	17.696	24.832	21.313	108.3	15:34.235
13	B	1:03.544	17.586	24.875	21.083	108.8	16:37.779
14	B	1:03.419	17.604	24.648	21.167	109.0	17:41.198
15	B	1:03.543	17.518	24.794	21.231	108.8	18:44.741
16	B	1:03.554	17.547	24.709	21.298	108.8	19:48.295
17	B	1:03.578	17.540	24.789	21.249	108.7	20:51.873
18	B	1:03.596	17.692	24.892	21.012	108.7	21:55.469
19	B	1:03.305	17.635	24.605	21.065	109.2	22:58.774
20	B	1:03.349	17.551	24.742	21.056	109.1	24:02.123
21	B	1:03.626	17.748	24.717	21.161	108.6	25:05.749
22	B	1:03.345	17.616	24.666	21.063	109.1	26:09.094
23	B	1:03.201	17.476	24.627	21.098	109.4	27:12.295
24	A	1:56.130 **B**	17.549	24.708	1:13.873	59.5	29:08.425
25	A	1:05.333	19.524	24.825	20.984	105.8	30:13.758
26	A	1:03.405	17.797	24.512	21.096	109.0	31:17.163
27	A	1:03.489	17.397	24.838	21.254	108.9	32:20.652
28	A	1:03.029	17.514	24.412	21.103	109.7	33:23.681
29	A	1:03.055	17.597	24.432	21.026	109.6	34:26.736
30	A	1:03.087	17.540	24.524	21.023	109.6	35:29.823
31	A	1:03.182	17.459	24.503	21.220	109.4	36:33.005
32	A	1:03.143	17.535	24.570	21.038	109.5	37:36.148
33	A	1:02.977	17.506	24.445	21.026	109.8	38:39.125
34	A	1:03.366	17.556	24.763	21.047	109.1	39:42.491
35	A	1:02.844	17.457	24.427	20.960	110.0	40:45.335
36	A	1:03.449	17.638	24.603	21.208	108.9	41:48.784
37	A	1:03.452	17.576	24.653	21.223	108.9	42:52.236
38	A	1:03.359	17.643	24.571	21.145	109.1	43:55.595
39	A	1:03.369	17.680	24.615	21.074	109.1	44:58.964
40	A	1:03.534	17.633	24.714	21.187	108.8	46:02.498
41	A	1:03.371	17.725	24.687	20.959	109.1	47:05.869
42	A	1:03.487	17.753	24.597	21.137	108.9	48:09.356
43	A	1:03.306	17.693	24.545	21.068	109.2	49:12.662
44	A	1:03.229	17.624	24.550	21.055	109.3	50:15.891
45	A	1:03.356	17.629	24.546	21.181	109.1	51:19.247
46	A	1:03.146	17.564	24.476	21.106	109.5	52:22.393
47	A	1:03.150	17.564	24.559	21.027	109.5	53:25.543
48	A	1:03.254	17.585	24.511	21.158	109.3	54:28.797
49	A	1:04.294	17.970	24.882	21.442	107.5	55:33.091

23 Nick HEIDFELD — DEU

Mahindra Racing — Mahindra M4Electro

Lap		Time	Sector 1	Sector 2	Sector 3	Kph	Elapsed
0	A	1:06.250	12.291	30.890	23.069	83.7	1:06.250
1	A	2:07.181	45.124	41.542	40.515	54.3	3:13.431
2	A	1:05.785	18.134	26.092	21.559	105.1	4:19.216
3	A	1:04.441	18.047	25.048	21.346	107.3	5:23.657
4	A	1:04.285	18.018	24.879	21.388	107.5	6:27.942
5	A	1:03.960	17.636	25.090	21.234	108.1	7:31.902
6	A	1:03.953	17.894	24.783	21.276	108.1	8:35.855
7	A	1:03.769	17.757	24.801	21.211	108.4	9:39.624
8	A	1:04.166	17.753	25.080	21.333	107.7	10:43.790
9	A	1:03.813	17.707	24.908	21.198	108.3	11:47.603
10	A	1:03.771	17.723	24.894	21.154	108.4	12:51.374
11	A	1:03.991	17.701	25.052	21.238	108.0	13:55.365
12	A	1:03.877	17.763	24.874	21.240	108.2	14:59.242
13	A	1:03.953	17.762	25.086	21.105	108.1	16:03.195
14	A	1:04.200	17.696	25.129	21.375	107.7	17:07.395
15	A	1:04.261	17.745	25.187	21.329	107.6	18:11.656
16	A	1:03.819	17.796	24.922	21.101	108.3	19:15.475
17	A	1:03.843	17.720	24.895	21.228	108.3	20:19.318
18	A	1:03.561	17.690	24.811	21.060	108.7	21:22.879
19	A	1:03.888	17.692	25.045	21.151	108.2	22:26.767

Title Partner Global Partner Technical Partner Official Partners
ABB Julius Bär MICHELIN TAGHeuer Qualcomm DHL VISA G.H.MUMM enel Allianz BOSS

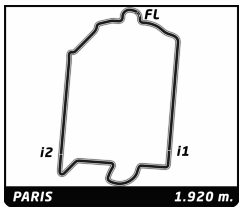

ABB FIA Formula E Championship

Round 8 - Paris ePrix

Race

Analysis

Official Timekeeper TAGHeuer

200KW | Personal Best | Session Best | **B** Crossing the finish line in pit lane

Lap		Time	Sector 1	Sector 2	Sector 3	Kph	Elapsed
20	A	1:03.828	17.648	25.031	21.149	108.3	23:30.595
21	A	1:03.825	17.744	24.879	21.202	108.3	24:34.420
22	A	1:04.103	17.711	25.055	21.337	107.8	25:38.523
23	A	1:03.525	17.664	24.683	21.178	108.8	26:42.048
24	A	1:04.103	17.615	25.116	21.372	107.8	27:46.151
25	B	1:57.404 **B**	17.592	24.770	1:15.042	58.9	29:43.555
26	B	1:06.843	20.070	25.321	21.452	103.4	30:50.398
27	B	1:04.139	17.883	24.822	21.434	107.8	31:54.537
28	B	1:03.548	17.799	24.653	21.096	108.8	32:58.085
29	B	1:02.992	17.637	24.372	20.983	109.7	34:01.077
30	B	1:02.813	17.536	24.268	21.009	110.0	35:03.890
31	B	1:02.875	17.402	24.557	20.916	109.9	36:06.765
32	B	1:03.028	17.513	24.559	20.956	109.7	37:09.793
33	B	1:02.993	17.436	24.601	20.956	109.7	38:12.786
34	B	1:03.323	17.422	24.715	21.186	109.2	39:16.109
35	B	1:03.443	17.519	24.888	21.036	108.9	40:19.552
36	B	1:03.575	17.470	24.910	21.195	108.7	41:23.127
37	B	1:03.554	17.605	24.969	20.980	108.8	42:26.681
38	B	1:03.363	17.539	24.820	21.004	109.1	43:30.044
39	B	1:05.387	17.555	26.605	21.227	105.7	44:35.431
40	B	1:04.503	17.562	24.727	22.214	107.2	45:39.934
41	B	1:03.691	17.825	24.776	21.090	108.5	46:43.625
42	B	1:03.081	17.544	24.565	20.972	109.6	47:46.706
43	B	1:03.123	17.594	24.620	20.909	109.5	48:49.829
44	B	1:03.177	17.546	24.688	20.943	109.4	49:53.006
45	B	1:03.085	17.569	24.489	21.027	109.6	50:56.091
46	B	1:03.382	17.609	24.839	20.934	109.1	51:59.473
47	B	1:03.177	17.585	24.605	20.987	109.4	53:02.650
48	B	1:03.911	17.575	24.904	21.432	108.2	54:06.561
49	B	1:04.239	17.759	24.894	21.586	107.6	55:10.800

25 Jean-Eric VERGNE — FRA

TECHEETAH — Renault Z.E. 17

Lap		Time	Sector 1	Sector 2	Sector 3	Kph	Elapsed
0	A	57.612	9.874	26.248	21.490	96.2	57.612
1	A	2:07.015	38.275	41.478	47.262	54.4	3:04.627
2	A	1:04.524	18.339	24.888	21.297	107.1	4:09.151
3	A	1:03.961	17.698	25.087	21.176	108.1	5:13.112
4	A	1:03.905	17.698	24.928	21.279	108.2	6:17.017
5	A	1:03.663	17.568	24.782	21.313	108.6	7:20.680
6	A	1:03.741	17.538	25.045	21.158	108.4	8:24.421
7	A	1:03.412	17.505	24.799	21.108	109.0	9:27.833
8	A	1:03.410	17.585	24.744	21.081	109.0	10:31.243
9	A	1:03.435	17.458	24.797	21.180	109.0	11:34.678
10	A	1:03.450	17.588	24.624	21.238	108.9	12:38.128
11	A	1:03.564	17.645	24.628	21.291	108.7	13:41.692
12	A	1:03.375	17.420	24.663	21.292	109.1	14:45.067
13	A	1:03.513	17.484	24.731	21.298	108.8	15:48.580
14	A	1:03.377	17.392	24.606	21.379	109.1	16:51.957
15	A	1:03.379	17.505	24.649	21.225	109.1	17:55.336
16	A	1:04.141	17.428	25.227	21.486	107.8	18:59.477
17	A	1:03.314	17.468	24.705	21.141	109.2	20:02.791
18	A	1:03.288	17.403	24.692	21.193	109.2	21:06.079
19	A	1:03.220	17.489	24.635	21.096	109.3	22:09.299
20	A	1:03.997	17.405	25.016	21.576	108.0	23:13.296
21	A	1:03.470	17.494	24.760	21.216	108.9	24:16.766
22	A	1:03.169	17.436	24.652	21.081	109.4	25:19.935
23	A	1:03.182	17.386	24.754	21.042	109.4	26:23.117
24	B	1:56.651 **B**	17.712	25.006	1:13.933	59.3	28:19.768
25	B	1:06.153	19.886	25.174	21.093	104.5	29:25.921
26	B	1:03.203	17.639	24.534	21.030	109.4	30:29.124
27	B	1:03.082	17.428	24.514	21.140	109.6	31:32.206
28	B	1:03.376	17.647	24.622	21.107	109.1	32:35.582
29	B	1:03.404	17.420	24.869	21.115	109.0	33:38.986
30	B	1:03.179	17.488	24.622	21.069	109.4	34:42.165
31	B	1:03.362	17.570	24.585	21.207	109.1	35:45.527
32	B	1:03.531	17.464	24.680	21.387	108.8	36:49.058
33	B	1:03.434	17.829	24.505	21.100	109.0	37:52.492
34	B	1:03.448	17.357	24.811	21.280	108.9	38:55.940
35	B	1:03.169	17.424	24.659	21.086	109.4	39:59.109
36	B	1:03.326	17.485	24.644	21.197	109.1	41:02.435
37	B	1:03.440	17.567	24.670	21.203	109.0	42:05.875
38	B	1:03.374	17.474	24.568	21.332	109.1	43:09.249
39	B	1:03.340	17.496	24.538	21.306	109.1	44:12.589
40	B	1:03.289	17.465	24.610	21.214	109.2	45:15.878
41	B	1:03.356	17.644	24.582	21.130	109.1	46:19.234
42	B	1:03.343	17.586	24.563	21.194	109.1	47:22.577
43	B	1:03.465	17.459	24.689	21.317	108.9	48:26.042
44	B	1:03.496	17.518	24.663	21.315	108.9	49:29.538
45	B	1:03.595	17.643	24.678	21.274	108.7	50:33.133
46	B	1:03.230	17.424	24.568	21.238	109.3	51:36.363
47	B	1:03.781	17.736	24.684	21.361	108.4	52:40.144
48	B	1:03.846	17.490	24.818	21.538	108.3	53:43.990
49	B	1:05.112	17.945	25.136	22.031	106.2	54:49.102

27 Tom BLOMQVIST — GBR

Andretti Formula E — Andretti ATEC-03

Lap		Time	Sector 1	Sector 2	Sector 3	Kph	Elapsed
0	A	2:37.389 **B**	13.107	32.399	1:51.883	35.2	2:37.389
1	A	1:20.305	33.159	25.675	21.471	86.1	3:57.694
2	A	1:04.659	18.310	25.105	21.244	106.9	5:02.353
3	A	1:04.484	18.108	25.066	21.310	107.2	6:06.837
4	A	1:04.366	17.838	25.175	21.353	107.4	7:11.203
5	A	1:03.869	17.783	24.932	21.154	108.2	8:15.072
6	A	1:03.897	17.810	24.846	21.241	108.2	9:18.969
7	A	1:04.195	17.832	25.117	21.246	107.7	10:23.164
8	A	1:03.716	17.668	24.864	21.184	108.5	11:26.880
9	A	1:03.921	17.773	25.028	21.120	108.1	12:30.801
10	A	1:03.875	17.666	24.960	21.249	108.2	13:34.676
11	A	1:03.762	17.798	24.799	21.165	108.4	14:38.438
12	A	1:03.731	17.701	24.700	21.330	108.5	15:42.169
13	A	1:04.417	18.164	25.024	21.229	107.3	16:46.586
14	A	1:03.671	17.723	24.850	21.098	108.6	17:50.257
15	A	1:03.516	17.626	24.806	21.084	108.8	18:53.773
16	A	1:04.194	17.722	24.792	21.680	107.7	19:57.967
17	A	1:03.679	17.719	24.725	21.235	108.5	21:01.646
18	A	1:03.709	17.712	24.691	21.306	108.5	22:05.355
19	A	1:03.569	17.621	24.712	21.236	108.7	23:08.924
20	A	1:03.616	17.613	24.747	21.256	108.7	24:12.540
21	A	1:04.009	17.762	25.104	21.143	108.0	25:16.549
22	B	1:58.759 **B**	17.919	24.799	1:16.041	58.2	27:15.308
23	B	1:07.987	20.695	25.813	21.479	101.7	28:23.295
24	B	1:05.243	18.122	25.694	21.427	105.9	29:28.538
25	B	1:05.877	17.829	24.786	23.262	104.9	30:34.415
26	B	1:04.102	17.772	24.935	21.395	107.8	31:38.517
27	B	1:04.271	18.039	24.846	21.386	107.5	32:42.788
28	B	1:04.158	18.022	24.939	21.197	107.7	33:46.946
29	B	1:08.536	18.905	25.371	24.260	100.9	34:55.482

Title Partner Global Partner Technical Partner Official Partners

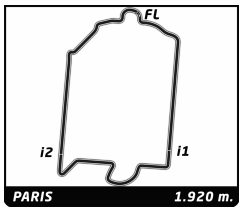

ABB FIA Formula E Championship

Round 8 - Paris ePrix

Race

Analysis

Official Timekeeper TAGHeuer

200KW | Personal Best | Session Best | **B** Crossing the finish line in pit lane

28 Antonio Felix DA COSTA — PRT

Andretti Formula E — Andretti ATEC-03

Lap		Time	Sector 1	Sector 2	Sector 3	Kph	Elapsed
0	A	1:02.017	10.805	29.033	22.179	89.4	1:02.017
1	A	2:07.623	41.909	41.428	44.286	54.2	3:09.640
2	A	1:38.730	18.496	25.174	55.060	70.0	4:48.370
30	B	1:04.709	18.117	25.089	21.503	106.8	36:00.191
31	B	1:04.045	18.055	24.696	21.294	107.9	37:04.236
32	B	1:04.156	17.834	24.728	21.594	107.7	38:08.392

36 Alex LYNN — GBR

DS Virgin Racing — DS Virgin DSV-03

Lap		Time	Sector 1	Sector 2	Sector 3	Kph	Elapsed
0	A	1:08.629	12.892	31.022	24.715	80.8	1:08.629
1	A	2:06.183	44.378	41.910	39.895	54.8	3:14.812
2	A	1:05.695	18.386	25.649	21.660	105.2	4:20.507
3	A	1:04.753	18.143	25.252	21.358	106.7	5:25.260
4	A	1:04.504	17.854	25.166	21.484	107.2	6:29.764
5	A	1:05.078	17.682	25.316	22.080	106.2	7:34.842
6	A	1:04.202	17.775	25.234	21.193	107.7	8:39.044
7	A	1:03.788	17.736	24.772	21.280	108.4	9:42.832
8	A	1:03.820	17.731	24.849	21.240	108.3	10:46.652
9	A	1:03.967	17.768	24.956	21.243	108.1	11:50.619
10	A	1:03.978	17.732	24.949	21.297	108.0	12:54.597
11	A	1:04.165	17.815	25.151	21.199	107.7	13:58.762
12	A	1:03.892	17.712	24.828	21.352	108.2	15:02.654
13	A	1:03.804	17.795	24.911	21.098	108.3	16:06.458
14	A	1:03.741	17.627	24.869	21.245	108.4	17:10.199
15	A	1:03.784	17.692	24.874	21.218	108.4	18:13.983
16	A	1:03.743	17.665	24.894	21.184	108.4	19:17.726
17	A	1:03.365	17.634	24.724	21.007	109.1	20:21.091
18	A	1:03.585	17.629	24.827	21.129	108.7	21:24.676
19	A	1:03.695	17.662	24.901	21.132	108.5	22:28.371
20	A	1:03.561	17.621	24.871	21.069	108.7	23:31.932
21	A	1:03.775	17.630	24.905	21.240	108.4	24:35.707
22	A	1:03.681	17.722	24.877	21.082	108.5	25:39.388
23	A	1:03.725	17.748	24.798	21.179	108.5	26:43.113
24	B	1:58.252 **B**	17.632	24.932	1:15.688	58.5	28:41.365
25	B	1:07.924	20.540	25.612	21.772	101.8	29:49.289
26	B	1:05.007	18.346	25.391	21.270	106.3	30:54.296
27	B	1:03.918	17.794	24.846	21.278	108.1	31:58.214
28	B	1:04.172	17.888	24.887	21.397	107.7	33:02.386
29	B	1:03.884	17.797	24.747	21.340	108.2	34:06.270
30	B	1:03.702	17.764	24.643	21.295	108.5	35:09.972
31	B	1:04.106	17.919	24.713	21.474	107.8	36:14.078
32	B	1:04.127	17.908	24.729	21.490	107.8	37:18.205
33	B	1:04.027	17.848	24.825	21.354	108.0	38:22.232
34	B	1:03.629	17.604	24.646	21.379	108.6	39:25.861
35	B	1:03.903	17.846	24.757	21.300	108.2	40:29.764
36	B	1:03.708	17.965	24.548	21.195	108.5	41:33.472
37	B	1:04.005	17.975	24.790	21.240	108.0	42:37.477
38	B	1:03.703	17.787	24.718	21.198	108.5	43:41.180
39	B	1:03.793	17.716	24.847	21.230	108.4	44:44.973
40	B	1:12.964	17.632	24.668	30.664	94.7	45:57.937
41	B	1:04.499	18.202	24.951	21.346	107.2	47:02.436
42	B	1:03.499	17.606	24.629	21.264	108.9	48:05.935
43	B	1:03.216	17.594	24.477	21.145	109.3	49:09.151
44	B	1:03.336	17.585	24.553	21.198	109.1	50:12.487
45	B	1:03.174	17.532	24.532	21.110	109.4	51:15.661
46	B	1:03.634	17.525	24.926	21.183	108.6	52:19.295
47	B	1:03.420	17.465	24.833	21.122	109.0	53:22.715
48	B	1:03.911	17.787	24.670	21.454	108.2	54:26.626
49	B	1:05.588	17.904	24.951	22.733	105.4	55:32.214

66 Daniel ABT — DEU

Audi Sport ABT Schaeffler — Audi e-tron FE04

Lap		Time	Sector 1	Sector 2	Sector 3	Kph	Elapsed
0	B	1:05.515	12.284	30.466	22.765	84.6	1:05.515
1	B	2:08.270	44.826	41.757	41.687	53.9	3:13.785
2	B	1:04.374	17.795	25.242	21.337	107.4	4:18.159
3	B	1:03.683	17.544	25.122	21.017	108.5	5:21.842
4	B	1:04.135	17.810	24.986	21.339	107.8	6:25.977
5	B	1:03.727	17.669	24.914	21.144	108.5	7:29.704
6	B	1:04.084	17.653	25.220	21.211	107.9	8:33.788
7	B	1:03.760	17.568	24.977	21.215	108.4	9:37.548
8	B	1:03.579	17.571	25.033	20.975	108.7	10:41.127
9	B	1:03.628	17.620	24.768	21.240	108.6	11:44.755
10	B	1:03.729	17.481	25.107	21.141	108.5	12:48.484
11	B	1:03.727	17.682	24.720	21.325	108.5	13:52.211
12	B	1:03.705	17.694	24.883	21.128	108.5	14:55.916
13	B	1:04.204	17.611	25.241	21.352	107.7	16:00.120
14	B	1:03.769	17.313	25.417	21.039	108.4	17:03.889
15	B	1:03.334	17.806	24.563	20.965	109.1	18:07.223
16	B	1:03.115	17.534	24.532	21.049	109.5	19:10.338
17	B	1:03.415	17.826	24.533	21.056	109.0	20:13.753
18	B	1:03.231	17.606	24.689	20.936	109.3	21:16.984
19	B	1:03.160	17.649	24.583	20.928	109.4	22:20.144
20	B	1:03.434	17.829	24.561	21.044	109.0	23:23.578
21	B	1:03.256	17.678	24.535	21.043	109.3	24:26.834
22	B	1:03.293	17.654	24.589	21.050	109.2	25:30.127
23	B	1:03.349	17.575	24.684	21.090	109.1	26:33.476
24	B	1:03.438	17.722	24.620	21.096	109.0	27:36.914
25	A	1:56.012 **B**	17.878	24.659	1:13.475	59.6	29:32.926
26	A	1:06.485	19.911	25.299	21.275	104.0	30:39.411
27	A	1:04.699	17.911	25.417	21.371	106.8	31:44.110
28	A	1:03.574	17.762	24.844	20.968	108.7	32:47.684
29	A	1:03.050	17.520	24.507	21.023	109.6	33:50.734
30	A	1:03.481	17.500	25.147	20.834	108.9	34:54.215
31	A	1:02.849	17.415	24.545	20.889	110.0	35:57.064
32	A	1:03.093	17.669	24.410	21.014	109.6	37:00.157
33	A	1:02.939	17.438	24.507	20.994	109.8	38:03.096
34	A	1:03.328	17.507	24.717	21.104	109.1	39:06.424
35	A	1:03.261	17.579	24.738	20.944	109.3	40:09.685
36	A	1:03.355	17.423	24.810	21.122	109.1	41:13.040
37	A	1:03.071	17.398	24.817	20.856	109.6	42:16.111
38	A	1:03.128	17.497	24.658	20.973	109.5	43:19.239
39	A	1:03.350	17.473	24.701	21.176	109.1	44:22.589
40	A	1:03.220	17.404	24.657	21.159	109.3	45:25.809
41	A	1:03.255	17.447	24.682	21.126	109.3	46:29.064
42	A	1:03.263	17.496	24.768	20.999	109.3	47:32.327
43	A	1:03.456	17.483	24.895	21.078	108.9	48:35.783
44	A	1:03.952	17.147	25.851	20.954	108.1	49:39.735
45	A	1:02.753	17.400	24.427	20.926	110.1	50:42.488
46	A	1:03.703	17.548	25.045	21.110	108.5	51:46.191
47	A	1:03.604	17.626	24.922	21.056	108.7	52:49.795
48	A	1:03.761	17.617	25.007	21.137	108.4	53:53.556
49	A	1:09.464	17.722	29.010	22.732	99.5	55:03.020

Title Partner | Global Partner | Technical Partner | Official Partners
ABB | Julius Bär | MICHELIN | TAGHeuer | Qualcomm | DHL | VISA | G.H.MUMM | enel | Allianz | BOSS

FIA FORMULA E CHAMPIONSHIP 2017-18

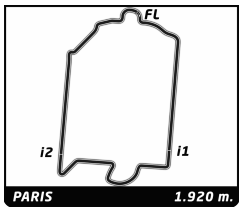

ABB FIA Formula E Championship

Round 8 - Paris ePrix

Race

Analysis

Official Timekeeper TAGHeuer

200KW | Personal Best | Session Best | **B** Crossing the finish line in pit lane

68 **MA Qing Hua** CHN

NIO Formula E Team — NextEV NIO Sport 003

Lap		Time	Sector 1	Sector 2	Sector 3	Kph	Elapsed
0	A	3:19.624	2:01.475	42.684	35.465	27.8	3:19.624
1	A	1:05.897	18.416	25.471	22.010	104.9	4:25.521
2	A	1:04.793	18.143	25.011	21.639	106.7	5:30.314
3	A	1:05.679	18.235	25.508	21.936	105.2	6:35.993
4	A	1:05.490	18.182	25.267	22.041	105.5	7:41.483
5	A	1:05.137	18.254	24.940	21.943	106.1	8:46.620
6	A	1:04.968	17.887	25.182	21.899	106.4	9:51.588
7	A	1:04.403	17.986	24.882	21.535	107.3	10:55.991
8	A	1:05.216	18.231	25.164	21.821	106.0	12:01.207
9	A	1:04.773	18.027	25.075	21.671	106.7	13:05.980
10	A	1:04.662	18.035	25.154	21.473	106.9	14:10.642
11	A	1:04.414	17.871	24.998	21.545	107.3	15:15.056
12	A	1:04.786	17.930	25.000	21.856	106.7	16:19.842
13	A	1:04.847	18.140	24.955	21.752	106.6	17:24.689
14	A	1:04.605	18.067	24.979	21.559	107.0	18:29.294
15	A	1:04.499	17.981	25.059	21.459	107.2	19:33.793
16	A	1:04.360	18.019	24.888	21.453	107.4	20:38.153
17	A	1:04.686	18.056	25.039	21.591	106.9	21:42.839
18	A	1:04.319	17.851	24.873	21.595	107.5	22:47.158
19	A	1:04.539	18.021	24.901	21.617	107.1	23:51.697
20	A	1:04.444	17.965	24.932	21.547	107.3	24:56.141
21	A	1:04.386	17.837	25.045	21.504	107.4	26:00.527
22	A	1:04.556	17.894	24.977	21.685	107.1	27:05.083
23	A	1:04.469	17.977	24.829	21.663	107.2	28:09.552
24	A	1:04.409	17.941	24.781	21.687	107.3	29:13.961
25	B	2:06.777 B	18.055	25.188	1:23.534	54.5	31:20.738
26	B	1:08.544	20.334	26.229	21.981	100.8	32:29.282
27	B	1:04.651	18.086	25.070	21.495	106.9	33:33.933
28	B	1:04.716	17.821	25.042	21.853	106.8	34:38.649
29	B	1:04.472	17.862	25.079	21.531	107.2	35:43.121
30	B	1:06.267	17.876	25.638	22.753	104.3	36:49.388
31	B	1:10.632	19.827	27.453	23.352	97.9	38:00.020
32	B	1:08.419	18.195	25.555	24.669	101.0	39:08.439
33	B	1:04.999	18.093	25.270	21.636	106.3	40:13.438
34	B	1:07.418	17.850	26.007	23.561	102.5	41:20.856
35	B	1:13.053	20.923	27.542	24.588	94.6	42:33.909
36	B	1:05.986	18.112	25.989	21.885	104.7	43:39.895
37	B	1:08.450	18.157	28.275	22.018	101.0	44:48.345
38	B	1:07.624	18.276	26.909	22.439	102.2	45:55.969
39	B	1:08.742	18.296	26.191	24.255	100.5	47:04.711
40	B	1:09.413	21.036	26.477	21.900	99.6	48:14.124
41	B	1:09.415	17.972	27.424	24.019	99.6	49:23.539
42	B	1:05.939	18.111	26.179	21.649	104.8	50:29.478
43	B	1:05.643	18.006	25.998	21.639	105.3	51:35.121
44	B	1:08.561	19.933	26.784	21.844	100.8	52:43.682
45	B	1:13.166	20.073	26.907	26.186	94.5	53:56.848
46	B	1:06.917	18.118	26.525	22.274	103.3	55:03.765

Title Partner Global Partner Technical Partner Official Partners

FIA FORMULA E CHAMPIONSHIP 2017-18

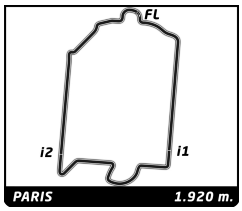

Round 8 - Paris ePrix

ABB FIA Formula E Championship

Race

Weather Report

Official Timekeeper TAGHeuer

Air Temperature

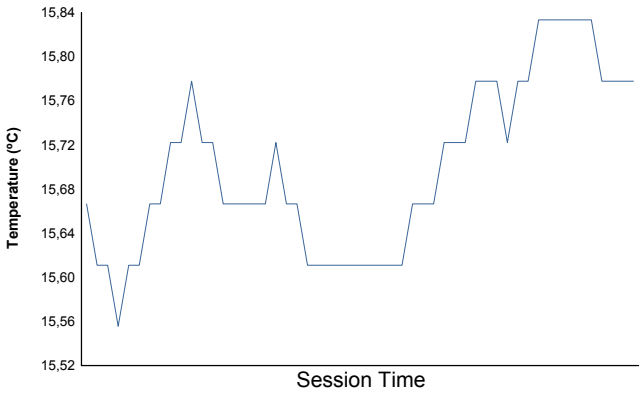

Track Temperature



Humidity

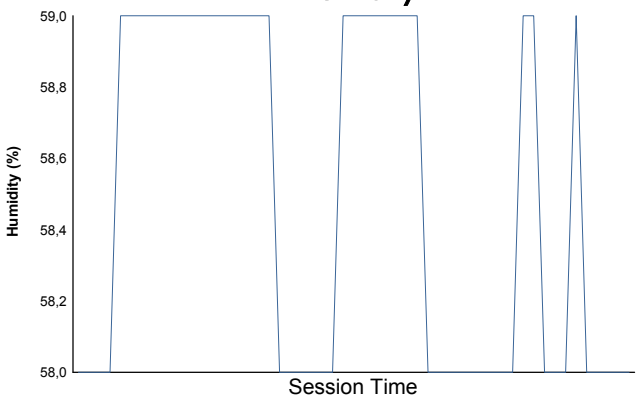

Pressure

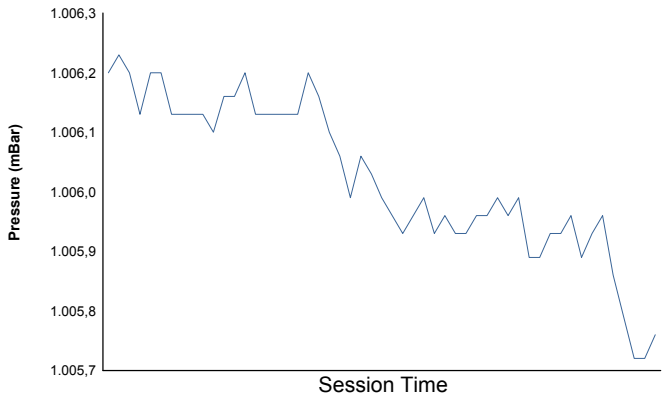

Wind Speed

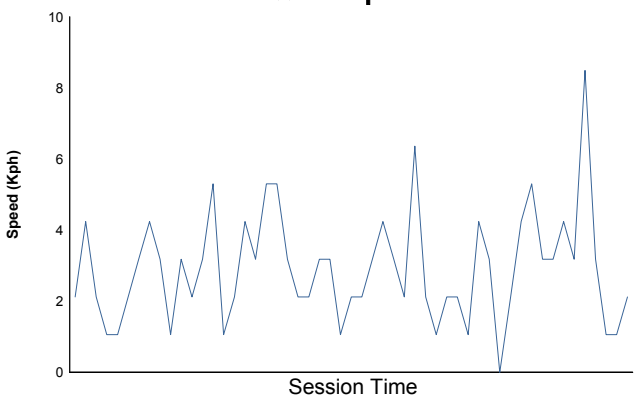

Wind direction

North = 0º/360º Est = 90º South = 180º West= 270º

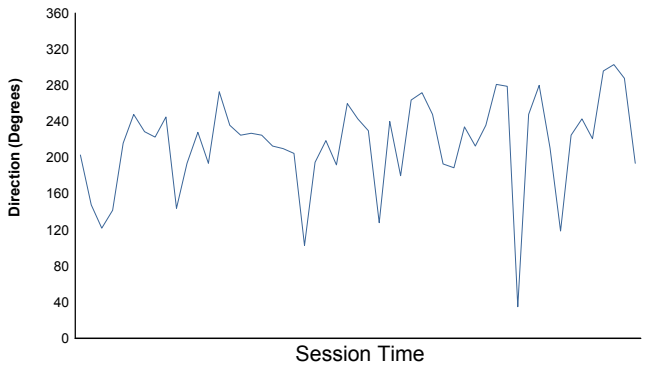

Track Status: **DRY**

Title Partner Global Partner Technical Partner Official Partners