



FIA FORMULA E
CHAMPIONSHIP
2017-18

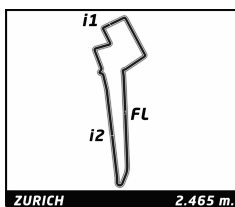


ABB FIA Formula E Championship

Round 10 - Zurich ePrix

Non Qualifying Practice 1

Analysis

Official Timekeeper TAG Heuer

Lap	Time	Sector 1	Sector 2	Sector 3	Kph	Elapsed	Lap	Time	Sector 1	Sector 2	Sector 3	Kph	Elapsed	
1	Lucas DI GRASSI	Audi Sport ABT Schaeffler					Audi e-tron FE04			BRA				
1	A	1:32.736	38.612	33.006	21.118	95.7	1:32.736							
2	A	1:19.217	26.506	31.951	20.760	112.0	2:51.953							
3	A	1:50.476	26.653	56.327	27.496	80.3	4:42.429							
4	A	1:18.493	26.489	31.629	20.375	113.1	6:00.922							
5	A	1:17.349	26.015	31.001	20.333	114.7	7:18.271							
6	A	1:17.374	25.910	31.160	20.304	114.7	8:35.645							
7	A	1:16.967	25.789	30.909	20.269	115.3	9:52.612							
8	A	1:16.663	25.691	30.735	20.237	115.8	11:09.275							
9	A	1:17.390	26.424	31.074	19.892	114.7	12:26.665							
10	A	1:15.393	25.251	30.570	19.572	117.7	13:42.058							
11	A	4:46.635	25.047	30.433	3:51.155	31.0	18:28.693							
12	A	1:26.392	31.370	33.685	21.337	102.7	19:55.085							
13	A	1:14.211	24.480	30.110	19.621	119.6	21:09.296							
14	A	1:27.294	28.209	35.964	23.121	101.7	22:36.590							
15	A	1:13.703	24.257	29.956	19.490	120.4	23:50.293							
16	A	1:23.689	27.689	34.481	21.519	106.0	25:13.982							
17	A	1:13.433	24.071	29.770	19.592	120.8	26:27.415							
18	A	1:25.424	28.212	36.269	20.943	103.9	27:52.839							
19	B	6:05.518	24.054	30.508	5:10.956	24.3	33:58.357							
20	B	1:31.087	34.853	34.568	21.666	97.4	35:29.444							
21	B	1:28.705	27.977	38.314	22.414	100.0	36:58.149							
22	B	1:11.995	23.695	29.342	18.958	123.3	38:10.144							
23	B	3:26.802	27.308	32.886	2:26.608	42.9	41:36.946							
24	B	1:21.791	29.951	31.731	20.109	108.5	42:58.737							
25	B	1:17.593	25.985	30.714	20.894	114.4	44:16.330							
26	B	1:21.468	29.866	32.161	19.441	108.9	45:37.798							
2	Sam BIRD	DS Virgin Racing					DS Virgin DSV-03			GBR				
1	B	1:38.858	42.824	32.769	23.265	89.8	1:38.858							
2	B	1:20.418	26.905	32.203	21.310	110.3	2:59.276							
3	B	1:46.875	26.099	57.736	23.040	83.0	4:46.151							
4	B	1:18.127	26.195	30.980	20.952	113.6	6:04.278							
5	B	1:16.364	25.469	30.546	20.349	116.2	7:20.642							
6	B	1:16.380	25.311	30.654	20.415	116.2	8:37.022							
7	B	2:05.582	26.216	32.437	1:06.929	70.7	10:42.604							
8	B	1:23.193	30.892	31.333	20.968	106.7	12:05.797							
9	B	1:16.214	25.602	30.318	20.294	116.4	13:22.011							
10	B	1:15.829	25.226	30.247	20.356	117.0	14:37.840							
11	A	7:24.020	25.521	30.544	6:27.955	20.0	22:01.860							
12	A	1:33.174	33.426	36.135	23.613	95.2	23:35.034							
13	A	1:23.040	28.122	34.524	20.394	106.9	24:58.074							
14	A	1:13.571	24.088	29.781	19.702	120.6	26:11.645							
15	A	1:35.067	29.176	42.815	23.076	93.3	27:46.712							
16	A	1:46.540	23.978	45.000	37.562	83.3	29:33.252							
17	A	1:13.615	23.779	29.786	20.050	120.5	30:46.867							
18	B	8:09.362	44.969	46.570	6:37.823	18.1	38:56.229							
19	B	1:36.088	36.883	37.091	22.114	92.4	40:32.317							
20	B	1:27.489	30.538	33.573	23.378	101.4	41:59.806							
21	B	1:23.917	27.998	34.442	21.477	105.7	43:23.723							
22	B	1:22.731	26.567	32.234	23.930	107.3	44:46.454							
23	B	1:14.559	24.977	29.892	19.690	119.0	46:01.013							
3	Nelson PIQUET	Panasonic Jaguar Racing					Jaguar I-Type II			BRA				
1	A	2:40.808	1:43.452	35.294	22.062	55.2	2:40.808							
2	A	1:52.131	26.224	50.918	34.989	79.1	4:32.939							
3	A	1:19.655	24.894	34.584	20.177	111.4	5:52.594							
4	A	1:14.179	24.186	30.135	19.858	119.6	7:06.773							
5	A	1:13.903	24.216	30.075	19.612	120.1	8:20.676							
6	A	1:27.701	32.813	33.435	21.453	101.2	9:48.377							
7	A	1:20.227	27.581	31.337	21.309	110.6	11:08.604							
8	A	1:19.194	26.638	31.027	21.529	112.1	12:27.798							
9	A	1:18.600	26.594	30.975	21.031	112.9	13:46.398							
10	A	1:17.796	25.934	31.010	20.852	114.1	15:04.194							
11	A	1:17.680	26.184	30.815	20.681	114.2	16:21.874							
12	A	1:17.628	25.843	30.878	20.907	114.3	17:39.502							
13	A	1:17.070	25.668	30.772	20.630	115.1	18:56.572							
14	B	12:42.827	25.862	37.377	...	11.6	31:39.399							
15	B	1:36.081	39.332	34.962	21.787	92.4	33:15.480							
16	B	1:13.740	23.995	29.688	20.057	120.3	34:29.220							
17	B	1:13.406	24.012	29.824	19.570	120.9	35:42.626							
18	B	1:48.482	37.396	46.263	24.823	81.8	37:31.108							
19	B	1:30.653	34.447	35.716	20.490	97.9	39:01.761							
20	B	1:13.398	23.916	29.891	19.591	120.9	40:15.159							
21	B	1:27.396	34.745	31.679	20.972	101.5	41:42.555							
22	B	1:49.826	36.496	43.644	29.686	80.8	43:32.381							
23	B	1:32.260	26.740	30.119	35.401	96.2	45:04.641							
4	Edoardo MORTARA	Venturi Formula E Team					Venturi VM200-FE-03			CHE				
1	A	1:50.100	54.088	34.159	21.853	80.6	1:50.100							
2	A	1:19.244	26.564	32.081	20.599	112.0	3:09.344							
3	A	1:48.008	30.805	50.284	26.919	82.2	4:57.352							
4	A	1:17.795	26.037	31.282	20.476	114.1	6:15.147							
5	A	1:17.453	25.911	31.128	20.414	114.6	7:32.600							
6	A	1:16.440	25.359	30.807	20.274	116.1	8:49.040							
7	A	1:17.424	25.491	31.599	20.334	114.6	10:06.464							
8	A	1:17.314	25.373	30.779	21.162	114.8	11:23.778							
9	A	1:16.786	25.629	30.761	20.396	115.6	12:40.564							
10	A	1:16.146	25.220	30.598	20.328	116.5	13:56.710							
11	A	1:16.746	25.493	30.755	20.498	115.6	15:13.456							
12	A	1:16.312	25.500	30.460	20.352	116.3	16:29.768							
13	A	1:36.916	33.048	40.614	23.254	91.6	18:06.684							
14	A	1:18.948	25.080	32.397	21.471	112.4	19:25.632							
15	A	1:14.224	24.418	30.063	19.743	119.6	20:39.856							
16	A	1:34.651	30.849	39.055	24.747	93.8	22:14.507							
17	A	1:14.453	24.287	30.275	19.891	119.2	23:28.960							
18	B	4:08.360	26.846	33.063	3:08.451	35.7	27:37.320							
19	B	1:47.115	36.069	43.952	27.094	82.8	29:24.435							
20	B	1:35.911	34.869	39.017	22.025	92.5	31:00.346							
21	B	1:26.260	28.708	33.993	23.559	102.9	32:26.606							
22	B	1:14.122	24.213	30.060	19.849	119.7	33:40.728							
23	B	1:38.478	32.776	40.554	25.148	90.1	35:19.206							
24	B	1:14.067	24.315	30.002	19.750	119.8	36:33.273							
25	B	3:07.674	24.280	30.581	2:12.813	47.3	39:40.947							
26	B	1:43.395	36.405	41.308	25.682	85.8	41:24.342							
27	B	1:40.027	32.128	43.732	24.167	88.7	43:04.369							
28	B	1:37.436	32.934	39.427	25.075	91.1	44:41.805							



FIA FORMULA E CHAMPIONSHIP 2017-18

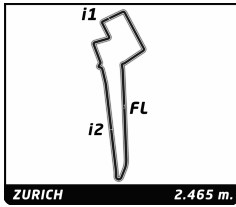


ABB FIA Formula E Championship

Round 10 - Zurich ePrix

Non Qualifying Practice 1

Analysis

Official Timekeeper TAGHeuer

Lap	Time	Sector 1	Sector 2	Sector 3	Kph	Elapsed
29 B	1:16.025	25.958	30.125	19.942	116.7	45:57.830
5	Maro ENGEL					DEU
Venturi Formula E Team Venturi VM200-FE-03						
1 A	2:02.022	1:03.039	36.993	21.990	72.7	2:02.022
2 A	1:16.951	25.466	31.338	20.147	115.3	3:18.973
3 A	1:48.348	44.633	38.268	25.447	81.9	5:07.321
4 A	1:16.132	25.027	31.053	20.052	116.6	6:23.453
5 A	1:28.049	32.081	35.478	20.490	100.8	7:51.502
6 A	1:16.082	24.738	30.813	20.531	116.6	9:07.584
7 A	1:22.912	27.879	34.184	20.849	107.0	10:30.496
8 A	1:15.304	24.741	30.693	19.870	117.8	11:45.800
9 B	2:55.381 B	24.735	31.434	1:59.212	50.6	14:41.181
10 B	1:28.939	32.092	35.243	21.604	99.8	16:10.120
11 B	1:31.591	35.476	34.782	21.333	96.9	17:41.711
12 B	1:21.037	28.432	32.361	20.244	109.5	19:02.748
13 B	1:14.764	24.495	30.345	19.924	118.7	20:17.512
14 B	1:23.644	27.907	35.191	20.546	106.1	21:41.156
15 B	1:14.456	24.441	30.259	19.756	119.2	22:55.612
16 B	1:31.588	29.895	40.034	21.659	96.9	24:27.200
17 B	1:18.009	26.210	31.465	20.334	113.8	25:45.209
18 B	1:19.834	26.940	32.401	20.493	111.2	27:05.043
19 B	1:17.268	25.779	31.267	20.222	114.8	28:22.311
20 B	1:17.006	25.646	31.161	20.199	115.2	29:39.317
21 B	1:16.525	25.361	30.924	20.240	116.0	30:55.842
22 B	1:23.713	27.518	33.733	22.462	106.0	32:19.555
23 B	1:17.113	25.522	30.922	20.669	115.1	33:36.668
24 A	4:07.392 B	25.661	31.536	3:10.195	35.9	37:44.060
25 A	1:38.134	38.345	36.776	23.013	90.4	39:22.194
26 A	1:27.742	29.720	36.667	21.355	101.1	40:49.936
27 A	1:20.604	25.646	33.601	21.357	110.1	42:10.540
28 A	1:14.528	24.627	30.153	19.748	119.1	43:25.068
29 A	1:19.311	27.555	31.287	20.469	111.9	44:44.379
30 A	1:14.269	24.693	29.928	19.648	119.5	45:58.648

Lap	Time	Sector 1	Sector 2	Sector 3	Kph	Elapsed
6	José Maria LOPEZ					ARG
DRAGON PENSKE EV-2						
1 B	1:46.806	51.868	33.446	21.492	83.1	1:46.806
2 B	1:19.052	26.573	31.767	20.712	112.3	3:05.858
3 B	1:49.218	30.327	53.202	25.689	81.3	4:55.076
4 B	1:17.359	25.711	31.118	20.530	114.7	6:12.435
5 B	1:16.883	25.449	30.884	20.550	115.4	7:29.318
6 B	1:16.594	25.368	30.871	20.355	115.9	8:45.912
7 B	1:30.674	25.329	40.872	24.473	97.9	10:16.586
8 B	1:16.252	25.322	30.753	20.177	116.4	11:32.838
9 B	1:15.906	24.989	30.510	20.407	116.9	12:48.744
10 B	1:34.078	31.001	40.808	22.269	94.3	14:22.822
11 B	1:14.369	24.298	30.378	19.693	119.3	15:37.191
12 B	1:13.764	24.055	29.994	19.715	120.3	16:50.955
13 A	6:50.730 B	38.331	41.440	5:30.959	21.6	23:41.685
14 A	1:48.088	38.499	40.770	28.819	82.1	25:29.773
15 A	1:25.878	28.417	36.603	20.858	103.3	26:55.651
16 A	1:17.310	25.708	31.113	20.489	114.8	28:12.961
17 A	1:16.694	25.012	30.930	20.752	115.7	29:29.655
18 A	1:16.742	25.401	30.597	20.744	115.6	30:46.397
19 A	1:35.131	31.320	37.479	26.332	93.3	32:21.528
20 A	1:14.890	24.062	30.843	19.985	118.5	33:36.418

■ 200KW ■ Personal Best ■ Session Best B Crossing the finish line in pit lane

Lap	Time	Sector 1	Sector 2	Sector 3	Kph	Elapsed
21 A	6:58.531 B	24.426	30.127	6:03.978	21.2	40:34.949
22 A	1:32.795	■ 35.421	36.847	20.527	95.6	42:07.744
23 A	1:27.814	24.053	36.146	27.615	101.1	43:35.558
24 A	1:39.364	49.059	30.518	19.787	89.3	45:14.922

Lap	Time	Sector 1	Sector 2	Sector 3	Kph	Elapsed
7	Jérôme D'AMBROSIO					BEL
DRAGON PENSKE EV-2						
1 B	1:54.078	56.204	35.267	22.607	77.8	1:54.078
2 B	1:18.445	26.342	31.356	20.747	113.1	3:12.523
3 B	1:45.719	39.867	42.469	23.383	83.9	4:58.242
4 B	1:18.664	26.455	31.404	20.805	112.8	6:16.906
5 B	1:18.095	26.288	31.252	20.555	113.6	7:35.001
6 B	1:17.197	25.858	30.943	20.396	115.0	8:52.198
7 B	1:18.887	25.775	31.096	22.016	112.5	10:11.085
8 B	1:17.268	25.716	30.727	20.825	114.8	11:28.353
9 A	7:10.763 B	34.603	33.510	6:02.650	20.6	18:39.116
10 A	1:27.118	30.871	32.151	24.096	101.9	20:06.234
11 A	1:17.390	25.848	30.957	20.585	114.7	21:23.624
12 A	1:16.842	25.777	30.729	20.336	115.5	22:40.466
13 A	1:16.667	25.415	30.666	20.586	115.7	23:57.133
14 A	1:24.002	28.196	33.759	22.047	105.6	25:21.135
15 A	1:18.201	25.996	32.260	19.945	113.5	26:39.336
16 A	1:14.161	24.153	30.196	19.812	119.7	27:53.497
17 A	1:23.579	28.692	34.027	20.860	106.2	29:17.076
18 A	1:13.800	24.139	29.994	19.667	120.2	30:30.876
19 B	8:21.233 B	26.588	31.856	7:22.789	17.7	38:52.109
20 B	1:28.092	31.337	34.910	21.845	100.7	40:20.201
21 B	1:18.096	25.796	32.190	20.110	113.6	41:38.297
22 B	1:19.677	26.280	32.381	21.016	111.4	42:57.974
23 B	1:16.306	26.181	30.470	19.655	116.3	44:14.280
24 B	1:17.668	25.994	29.995	21.679	114.3	45:31.948

Lap	Time	Sector 1	Sector 2	Sector 3	Kph	Elapsed
8	Nicolas PROST					FRA
Renault e.dams Renault Z.E. 17						
1 A	1:31.332	37.104	32.940	21.288	97.2	1:31.332
2 A	1:21.389	26.783	32.531	22.075	109.0	2:52.721
3 A	2:12.767 B	26.585	57.828	48.354	66.8	5:05.488
4 A	1:21.726	29.908	31.398	20.420	108.6	6:27.214
5 A	1:16.918	25.574	31.056	20.288	115.4	7:44.132
6 A	1:16.704	25.597	30.757	20.350	115.7	9:00.836
7 A	1:17.626	25.638	30.672	21.316	114.3	10:18.462
8 A	1:16.265	25.565	30.767	19.933	116.4	11:34.727
9 A	1:16.324	25.435	30.764	20.125	116.3	12:51.051
10 A	1:15.941	25.242	30.512	20.187	116.9	14:06.992
11 A	1:16.278	25.256	30.846	20.176	116.3	15:23.270
12 A	1:16.408	25.393	30.723	20.292	116.1	16:39.678
13 B	6:50.984 B	25.542	31.325	5:54.117	21.6	23:30.662
14 B	1:30.357	36.170	32.298	21.889	98.2	25:01.019
15 B	1:22.823	26.026	35.683	21.114	107.1	26:23.842
16 B	1:14.946	24.684	30.281	19.981	118.4	27:38.788
17 B	1:25.007	25.563	36.935	22.509	104.4	29:03.795
18 B	1:14.487	24.423	30.080	19.984	119.1	30:18.282
19 B	1:24.326	26.656	36.011	21.659	105.2	31:42.608
20 B	1:19.636	■ 25.645	31.129	22.862	111.4	33:02.244
21 A	4:47.675 B	24.490	30.403	3:52.782	30.8	37:49.919
22 A	1:25.435	31.722	32.781	20.932	103.9	39:15.354
23 A	1:20.051	25.556	33.994	20.501	110.9	40:35.405



FIA FORMULA E
CHAMPIONSHIP
2017-18

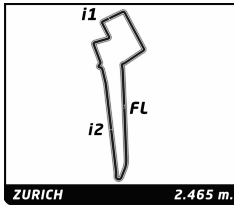


ABB FIA Formula E Championship

Round 10 - Zurich ePrix

Non Qualifying Practice 1

Analysis

Official Timekeeper TAG Heuer

■ 200KW ■ Personal Best ■ Session Best ■ Crossing the finish line in pit lane

Lap	Time	Sector 1	Sector 2	Sector 3	Kph	Elapsed
24 A	1:13.935	24.203	30.007	19.725	120.0	41:49.340
25 A	1:18.928	27.091	31.916	19.921	112.4	43:08.268
26 A	1:30.620	29.748	40.168	20.704	97.9	44:38.888
27 A	1:15.304	25.043	30.486	19.775	117.8	45:54.192

9 Sébastien BUEMI CHE						
Renault e.dams			Renault Z.E. 17			
1 A	1:29.322	35.663	32.723	20.936	99.3	1:29.322
2 A	1:18.786	26.624	31.512	20.650	112.6	2:48.108
3 A	2:12.661 B	25.990	53.899	52.772	66.9	5:00.769
4 A	1:21.771	30.429	31.066	20.276	108.5	6:22.540
5 A	1:17.533	26.433	30.910	20.190	114.5	7:40.073
6 A	1:16.494	25.686	30.667	20.141	116.0	8:56.567
7 A	1:17.458	25.872	31.226	20.360	114.6	10:14.025
8 A	1:16.547	25.750	30.727	20.070	115.9	11:30.572
9 A	1:16.441	25.705	30.556	20.180	116.1	12:47.013
10 A	1:16.113	25.414	30.574	20.125	116.6	14:03.126
11 A	1:16.001	25.299	30.484	20.218	116.8	15:19.127
12 A	1:15.770	25.309	30.357	20.104	117.1	16:34.897
13 A	1:16.203	25.239	30.845	20.119	116.5	17:51.100
14 B	4:08.050 B	25.695	30.799	3:11.556	35.8	21:59.150
15 B	1:22.793	31.095	31.428	20.270	107.2	23:21.943
16 B	1:24.855	27.294	36.909	20.652	104.6	24:46.798
17 B	1:14.117	24.301	30.087	19.729	119.7	26:00.915
18 B	1:25.942	29.589	36.198	20.155	103.3	27:26.857
19 B	1:13.728	24.049	29.974	19.705	120.4	28:40.585
20 B	1:25.798	29.549	34.367	21.882	103.4	30:06.383
21 B	7:27.954 B	24.407	30.955	6:32.592	19.8	37:34.337
22 B	1:37.001	34.958	39.433	22.610	91.5	39:11.338
23 B	1:13.728	24.176	29.814	19.738	120.4	40:25.066
24 A	3:30.225 B	25.958	31.949	2:32.318	42.2	43:55.291
25 A	1:32.279	34.088	36.947	21.244	96.2	45:27.570

16 Oliver TURVEY GBR						
NIO Formula E Team			NextEV NIO Sport 003			
1 B	2:30.447	1:28.517	38.220	23.710	59.0	2:30.447
2 B	1:56.342	26.896	41.720	47.726	76.3	4:26.789
3 B	1:18.495	27.277	31.135	20.083	113.1	5:45.284
4 B	1:15.030	24.651	30.484	19.895	118.3	7:00.314
5 B	1:14.652	24.491	30.296	19.865	118.9	8:14.966
6 B	1:16.435	24.885	31.182	20.368	116.1	9:31.401
7 B	1:17.397	25.805	30.971	20.621	114.7	10:48.798
8 B	1:14.603	24.519	30.280	19.804	118.9	12:03.401
9 B	1:14.412	24.231	30.227	19.954	119.3	13:17.813
10 B	1:35.354	34.461	39.444	21.449	93.1	14:53.167
11 B	1:18.119	26.206	31.202	20.711	113.6	16:11.286
12 B	1:17.888	26.201	30.951	20.736	113.9	17:29.174
13 B	1:17.625	26.097	30.907	20.621	114.3	18:46.799
14 B	1:18.018	25.825	31.136	21.057	113.7	20:04.817
15 A	9:33.161 B	26.063	30.930	8:36.168	15.5	29:37.978
16 A	1:29.656	32.619	34.572	22.465	99.0	31:07.634
17 A	1:24.601	27.537	34.893	22.171	104.9	32:32.235
18 A	1:13.728	24.116	29.856	19.756	120.4	33:45.963
19 A	1:13.401	23.920	29.822	19.659	120.9	34:59.364
20 A	9:42.862 B	23.981	31.352	8:47.529	15.2	44:42.226
21 A	1:29.443	35.605	32.848	20.990	99.2	46:11.669

18 André LOTTERER DEU						
TECHEETAH			Renault Z.E. 17			
1 A	1:44.858	48.556	34.768	21.534	84.6	1:44.858
2 A	1:19.756	27.077	31.662	21.017	111.3	3:04.614
3 A	1:43.809	28.810	52.677	22.322	85.5	4:48.423
4 A	1:18.536	26.279	31.542	20.715	113.0	6:06.959
5 A	1:17.399	25.839	30.926	20.634	114.7	7:24.358
6 A	1:16.802	25.695	30.722	20.385	115.5	8:41.160
7 A	1:41.688	32.627	42.287	26.774	87.3	10:22.848
8 A	1:17.827	26.152	31.022	20.653	114.0	11:40.675
9 A	1:16.735	25.588	30.648	20.499	115.6	12:57.410
10 A	1:17.168	25.635	30.576	20.957	115.0	14:14.578
11 B	5:09.846 B	25.448	30.979	4:13.419	28.6	19:24.424
12 B	1:31.995	32.237	34.870	24.888	96.5	20:56.419
13 B	1:15.079	24.819	30.392	19.868	118.2	22:11.498
14 B	1:14.440	24.400	30.313	19.727	119.2	23:25.938
15 B	1:14.137	24.300	30.221	19.616	119.7	24:40.075
16 B	1:30.663	24.238	44.926	21.499	97.9	26:10.738
17 B	1:18.896	24.784	32.041	22.071	112.5	27:29.634
18 B	1:13.778	24.121	29.920	19.737	120.3	28:43.412
19 B	1:31.061	29.854	40.183	21.024	97.5	30:14.473
20 B	1:14.129	24.255	30.075	19.799	119.7	31:28.602
21 A	5:00.547 B	26.349	31.379	4:02.819	29.5	36:29.149
22 A	1:26.654	32.298	34.028	20.328	102.4	37:55.803
23 A	1:18.582	25.194	32.776	20.612	112.9	39:14.385
24 A	1:13.975	24.122	29.923	19.930	120.0	40:28.360
25 A	1:25.911	26.169	39.095	20.647	103.3	41:54.271
26 A	1:14.481	24.383	30.423	19.675	119.1	43:08.752
27 A	1:25.276	27.277	34.758	23.241	104.1	44:34.028
28 A	1:13.911	24.424	29.842	19.645	120.1	45:47.939

19 Felix ROSENQVIST SWE						
Mahindra Racing			Mahindra M4Electro			
1 B	1:36.020	39.589	34.088	22.343	92.4	1:36.020
2 B	1:19.722	24.883	30.800	24.039	111.3	2:55.742
3 B	1:51.707	25.105	1:00.365	26.237	79.4	4:47.449
4 B	1:18.397	26.603	31.317	20.477	113.2	6:05.846
5 B	1:17.663	26.258	30.866	20.539	114.3	7:23.509
6 B	1:16.950	25.716	30.857	20.377	115.3	8:40.459
7 B	1:17.578	26.077	31.455	20.046	114.4	9:58.037
8 B	1:17.579	26.322	31.206	20.051	114.4	11:15.616
9 B	1:16.638	25.438	30.700	20.500	115.8	12:32.254
10 B	1:16.749	25.688	30.700	20.361	115.6	13:49.003
11 B	3:31.693 B	26.112	36.481	2:29.100	41.9	17:20.696
12 B	1:37.920	40.786	35.215	21.919	90.6	18:58.616
13 B	1:26.971	24.431	36.515	26.025	102.0	20:25.587
14 B	1:21.071	24.681	36.599	19.791	109.5	21:46.658
15 B	1:20.913	26.221	35.130	19.562	109.7	23:07.571
16 B	1:13.600	24.000	29.898	19.702	120.6	24:21.171
17 A	6:04.022 B	29.213	36.242	4:58.567	24.4	30:25.193
18 A	1:32.137	35.591	33.672	22.874	96.3	31:57.330
19 A	1:24.260	26.795	37.341	20.124	105.3	33:21.590
20 A	1:19.517	23.784	33.734	21.999	111.6	34:41.107
21 A	1:13.734	23.999	29.913	19.822	120.4	35:54.841
22 A	1:13.796	23.927	29.920	19.949	120.3	37:08.637
23 A	2:14.662	1:05.063	41.792	27.807	65.9	39:23.299



FIA FORMULA E
CHAMPIONSHIP
2017-18

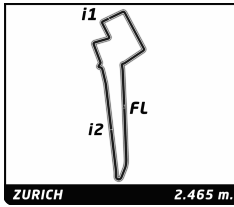


ABB FIA Formula E Championship

Round 10 - Zurich ePrix

Non Qualifying Practice 1

ZURICH 2.465 m. Analysis

Official Timekeeper TAGHeuer

Lap	Time	Sector 1	Sector 2	Sector 3	Kph	Elapsed
24	A 1:36.651	33.924	38.301	24.426	91.8	40:59.950
25	A 1:29.919	32.697	35.442	21.780	98.7	42:29.869
26	A 1:22.445	28.746	30.579	23.120	107.6	43:52.314
27	A 1:16.495	26.711	30.178	19.606	116.0	45:08.809

20 Mitch EVANS		NZL				
Panasonic Jaguar Racing		Jaguar I-Type II				
Lap	Time	Sector 1	Sector 2	Sector 3	Kph	Elapsed
1	A 2:22.335	1:21.063	39.467	21.805	62.3	2:22.335
2	A 1:47.284	24.894	30.563	51.827	82.7	4:09.619
3	A 1:28.153	36.820	31.542	19.791	100.7	5:37.772
4	A 1:14.347	24.481	30.141	19.725	119.4	6:52.119
5	A 1:19.879	27.157	31.727	20.995	111.1	8:11.998
6	A 1:18.517	26.258	31.413	20.846	113.0	9:30.515
7	A 1:19.640	27.242	31.529	20.869	111.4	10:50.155
8	A 1:18.282	25.803	31.235	21.244	113.4	12:08.437
9	A 1:18.983	27.138	30.982	20.863	112.4	13:27.420
10	A 1:34.869	34.412	39.330	21.127	93.5	15:02.289
11	A 1:13.803	24.289	29.913	19.601	120.2	16:16.092
12	A 6:46.958	28.350	32.578	5:46.030	21.8	23:03.050
13	A 1:34.561	36.497	37.071	20.993	93.8	24:37.611
14	A 1:13.138	23.823	29.672	19.643	121.3	25:50.749
15	B 11:15.401	27.217	32.719	...	13.1	37:06.150
16	B 1:36.519	36.827	38.993	20.699	91.9	38:42.669
17	B 1:13.244	24.093	29.638	19.513	121.2	39:55.913
18	B 1:22.817	28.600	33.948	20.269	107.2	41:18.730
19	B 1:24.572	29.093	35.403	20.076	104.9	42:43.302
20	B 1:13.291	24.148	29.617	19.526	121.1	43:56.593
21	B 1:20.235	26.399	33.896	19.940	110.6	45:16.828

23 Nick HEIDFELD		DEU				
Mahindra Racing		Mahindra M4Electro				
Lap	Time	Sector 1	Sector 2	Sector 3	Kph	Elapsed
1	A 1:37.547	40.834	33.508	23.205	91.0	1:37.547
2	A 1:16.776	25.382	30.757	20.637	115.6	2:54.323
3	A 1:50.599	25.484	59.337	25.778	80.2	4:44.922
4	A 1:20.428	24.844	31.502	24.082	110.3	6:05.350
5	A 1:34.082	34.089	38.713	21.280	94.3	7:39.432
6	A 1:14.905	24.617	30.503	19.785	118.5	8:54.337
7	B 4:31.775	25.679	34.418	3:31.678	32.7	13:26.112
8	B 1:29.408	34.361	33.432	21.615	99.3	14:55.520
9	B 1:19.190	26.457	32.022	20.711	112.1	16:14.710
10	B 1:18.721	26.568	31.476	20.677	112.7	17:33.431
11	B 1:17.677	26.105	31.125	20.447	114.2	18:51.108
12	B 1:16.507	25.638	30.660	20.209	116.0	20:07.615
13	B 1:16.643	25.617	30.807	20.219	115.8	21:24.258
14	B 1:20.117	25.818	31.236	23.063	110.8	22:44.375
15	B 1:18.524	25.668	31.387	21.469	113.0	24:02.899
16	B 1:23.147	26.614	...	106.7	25:26.046	
17	B 1:18.823	26.754	31.761	20.308	112.6	26:44.869
18	B 1:16.465	25.477	30.845	20.143	116.1	28:01.334
19	A 6:05.946	25.195	...	24.2	34:07.280	
20	A 1:28.233	30.895	34.639	22.699	100.6	35:35.513
21	A 1:17.658	24.595	32.128	20.935	114.3	36:53.171
22	A 1:14.129	24.172	30.091	19.866	119.7	38:07.300
23	A 1:29.625	27.017	37.607	25.001	99.0	39:36.925
24	A 1:14.246	24.216	30.413	19.617	119.5	40:51.171
25	A 1:24.559	25.911	35.725	22.923	104.9	42:15.730
26	A 1:26.425	25.420	36.215	24.790	102.7	43:42.155

Lap	Time	Sector 1	Sector 2	Sector 3	Kph	Elapsed
27	A 1:16.393	25.783	30.713	19.897	116.2	44:58.548
28	A 1:15.115	25.084	30.395	19.636	118.1	46:13.663

25 Jean-ERIC VERGNE		FRA				
TECHEETAH		Renault Z.E. 17				
Lap	Time	Sector 1	Sector 2	Sector 3	Kph	Elapsed
1	A 1:44.032	47.099	34.080	22.853	85.3	1:44.032
2	A 1:18.611	26.349	31.398	20.864	112.9	3:02.643
3	A 1:50.880	29.331	53.670	27.879	80.0	4:53.523
4	A 1:17.372	25.916	30.869	20.587	114.7	6:10.895
5	A 1:16.893	25.272	30.942	20.679	115.4	7:27.788
6	A 1:16.887	25.438	30.777	20.672	115.4	8:44.675
7	A 1:35.860	27.270	41.862	26.728	92.6	10:20.535
8	A 1:16.347	25.498	30.487	20.362	116.2	11:36.882
9	A 1:16.185	25.235	30.565	20.385	116.5	12:53.067
10	A 1:36.723	43.021	32.272	21.430	91.7	14:29.790
11	A 1:17.432	25.967	31.039	20.426	114.6	15:47.222
12	B 2:03.280	26.928	32.979	1:03.373	72.0	17:50.502
13	B 1:56.509	49.918	42.083	24.508	76.2	19:47.011
14	B 1:18.790	24.649	30.384	23.757	112.6	21:05.801
15	B 1:14.130	24.295	30.039	19.796	119.7	22:19.931
16	B 1:25.576	29.326	33.579	22.671	103.7	23:45.507
17	B 1:13.711	24.175	29.834	19.702	120.4	24:59.218
18	A 2:20.171	25.547	31.599	1:23.025	63.3	27:19.389
19	A 1:36.457	38.771	34.981	22.705	92.0	28:55.846
20	A 1:13.651	24.154	29.795	19.702	120.5	30:09.497
21	A 1:26.271	30.311	33.980	21.980	102.9	31:35.768
22	A 1:13.685	24.090	29.838	19.757	120.4	32:49.453
23	A 1:13.579	23.950	29.846	19.783	120.6	34:03.032
24	B 2:19.520	26.366	32.251	1:20.903	63.6	36:22.552
25	B 1:38.718	35.958	41.886	20.874	89.9	38:01.270
26	B 1:28.182	24.152	32.333	31.697	100.6	39:29.452
27	B 1:17.903	24.483	31.370	22.050	113.9	40:47.355
28	B 1:13.585	23.992	29.944	19.649	120.6	42:00.940
29	B 2:01.650	28.158	1:01.022	32.470	72.9	44:02.590
30	B 1:21.611	29.007	32.425	20.179	108.7	45:24.201

27 Stéphane SARRAZIN		FRA				
Andretti Formula E		Andretti ATEC-03				
Lap	Time	Sector 1	Sector 2	Sector 3	Kph	Elapsed
1	A 1:45.692	49.857	34.365	21.470	84.0	1:45.692
2	A 1:19.606	27.164	31.665	20.777	111.5	3:05.298
3	A 1:44.058	30.232	51.243	22.583	85.3	4:49.356
4	A 1:18.722	26.365	31.654	20.703	112.7	6:08.078
5	A 1:17.800	26.029	31.264	20.507	114.1	7:25.878
6	A 1:17.726	25.885	31.270	20.571	114.2	8:43.604
7	A 1:17.554	26.033	31.130	20.391	114.4	10:01.158
8	A 1:17.662	25.873	31.241	20.548	114.3	11:18.820
9	A 1:17.437	25.772	31.226	20.439	114.6	12:36.257
10	A 1:16.991	25.637	31.053	20.301	115.3	13:53.248
11	A 1:17.932	25.895	31.207	20.830	113.9	15:11.180
12	A 1:32.130	31.201	37.691	23.238	96.3	16:43.310
13	A 1:16.541	25.428	30.984	20.129	115.9	17:59.851
14	A 1:29.760	33.043	35.931	20.786	98.9	19:29.611
15	A 1:15.865	25.295	30.667	19.903	117.0	20:45.476
16	A 1:33.035	32.135	39.786	21.114	95.4	22:18.511
17	A 1:15.422	24.950	30.444	20.028	117.7	23:33.933
18	B 5:21.524	25.793	32.137	4:23.594	27.6	28:55.457
19	B 1:29.574	33.278	34.187	22.109	99.1	30:25.031



FIA FORMULA E
CHAMPIONSHIP
2017-18

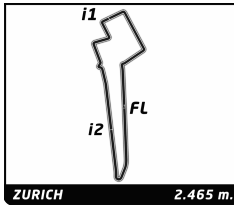


ABB FIA Formula E Championship

Round 10 - Zurich ePrix

Non Qualifying Practice 1

Analysis

Official Timekeeper TAG Heuer

■ 200KW ■ Personal Best ■ Session Best B Crossing the finish line in pit lane

Lap	Time	Sector 1	Sector 2	Sector 3	Kph	Elapsed	Lap	Time	Sector 1	Sector 2	Sector 3	Kph	Elapsed
20	B 1:20.485	27.432	32.809	20.244	110.3	31:45.516	15	B 1:14.240	■ 24.187	29.899	20.154	119.5	28:07.156
21	B 1:25.344	31.779	33.530	20.035	104.0	33:10.860	16	B 1:30.754	27.826	39.964	22.964	97.8	29:37.910
22	B 1:14.750	24.547	■ 30.309	19.894	118.7	34:25.610	17	B 1:14.145	■ 24.120	29.994	20.031	119.7	30:52.055
23	B 1:24.827	28.792	36.034	20.001	104.6	35:50.437	18	B 1:25.619	30.525	33.554	21.540	103.6	32:17.674
24	B 1:29.675	■ 24.494	37.093	28.088	99.0	37:20.112	19	B 1:14.033	24.163	30.027	19.843	119.9	33:31.707
25	B 1:14.824	■ 24.586	30.422	■ 19.816	118.6	38:34.936	20	A 7:15.082 B	26.302	30.663	6:18.117	20.4	40:46.789
26	B 1:39.210	24.644	48.379	26.187	89.4	40:14.146	21	A 1:34.404	36.737	34.460	23.207	94.0	42:21.193
27	B 1:38.977	24.671	43.975	30.331	89.7	41:53.123	22	A 1:26.918	29.546	35.435	21.937	102.1	43:48.111
28	B 1:28.932	33.823	34.622	20.487	99.8	43:22.055	23	A 1:15.409	■ 25.913	■ 29.770	■ 19.726	117.7	45:03.520

28 Antonio Felix DA COSTA		PRT				
Andretti Formula E		Andretti ATEC-03				
1	B 1:42.738	48.787	33.043	20.908	86.4	1:42.738
2	B 1:19.054	26.136	32.045	20.873	112.3	3:01.792
3	B 1:44.960	26.223	56.325	22.412	84.5	4:46.752
4	B 1:18.143	26.393	31.223	20.527	113.6	6:04.895
5	B 1:17.414	25.736	31.118	20.560	114.6	7:22.309
6	B 1:17.708	25.950	31.356	20.402	114.2	8:40.017
7	B 1:17.837	25.835	31.307	20.695	114.0	9:57.854
8	B 1:19.436	27.495	31.490	20.451	111.7	11:17.290
9	B 1:17.343	25.813	31.070	20.460	114.7	12:34.633
10	A 4:09.262 B	25.966	31.175	3:12.121	35.6	16:43.895
11	A 1:33.608	34.068	37.727	21.813	94.8	18:17.503
12	A 1:16.208	25.170	30.996	20.042	116.4	19:33.711
13	A 1:15.531	24.761	30.892	19.878	117.5	20:49.242
14	A 1:34.425	26.217	45.944	22.264	94.0	22:23.667
15	A 1:14.839	24.484	30.411	19.944	118.6	23:38.506
16	A 1:38.900	31.817	45.784	21.299	89.7	25:17.406
17	A 1:14.473	■ 24.464	30.112	19.897	119.2	26:31.879
18	A 1:39.670	33.176	45.743	20.751	89.0	28:11.549
19	A 1:14.528	24.387	30.377	19.764	119.1	29:26.077
20	A 1:43.297	33.673	45.666	23.958	85.9	31:09.374
21	A 1:30.554	32.267	37.402	20.885	98.0	32:39.928
22	A 1:14.411	24.256	30.189	19.966	119.3	33:54.339
23	B 3:38.331 B	25.422	31.640	2:41.269	40.6	37:32.670
24	B 1:34.385	34.495	37.957	21.933	94.0	39:07.055
25	B 1:35.725	32.080	42.526	21.119	92.7	40:42.780
26	B 1:13.787	■ 24.147	■ 30.000	■ 19.640	120.3	41:56.567
27	B 1:33.587	35.475	37.172	20.940	94.8	43:30.154
28	B 1:15.014	24.613	30.421	19.980	118.3	44:45.168

66 Daniel ABT		DEU				
Audi Sport ABT Schaeffler		Audi e-tron FE04				
1	A 1:31.921	37.860	33.157	20.904	96.5	1:31.921
2	A 1:19.523	26.775	32.087	20.661	111.6	2:51.444
3	A 1:49.585	26.184	56.492	26.909	81.0	4:41.029
4	A 1:17.531	26.130	31.090	20.311	114.5	5:58.560
5	A 1:17.262	25.535	31.232	20.495	114.9	7:15.822
6	A 1:16.308	25.548	30.716	20.044	116.3	8:32.130
7	A 1:16.650	25.482	30.914	20.254	115.8	9:48.780
8	A 1:17.707	25.867	32.059	19.781	114.2	11:06.487
9	A 1:14.130	24.424	30.215	19.491	119.7	12:20.617
10	B 5:40.838 B	24.251	31.345	4:45.242	26.0	18:01.455
11	B 1:37.869	36.462	38.251	23.156	90.7	19:39.324
12	B 1:22.592	27.614	34.188	20.790	107.4	21:01.916
13	B 1:13.684	■ 24.040	30.227	19.417	120.4	22:15.600
14	B 1:33.790	26.387	41.473	25.930	94.6	23:49.390
15	B 1:20.749	26.895	33.911	19.943	109.9	25:10.139
16	B 1:53.991	56.954	36.508	20.529	77.8	27:04.130
17	B 1:13.696	24.155	30.109	19.432	120.4	28:17.826
18	B 1:13.392	24.065	■ 29.912	19.415	120.9	29:31.218
19	B 1:49.317	35.799	50.078	23.440	81.2	31:20.535
20	B 1:36.450	29.587	41.614	25.249	92.0	32:56.985
21	A 4:17.904 B	26.893	31.991	3:19.020	34.4	37:14.889
22	A 1:38.837	36.153	37.251	25.433	89.8	38:53.726
23	A 1:13.674	24.115	30.093	19.466	120.4	40:07.400
24	A 1:24.233	26.742	35.300	22.191	105.4	41:31.633
25	A 1:24.345	29.212	35.157	19.976	105.2	42:55.978
26	A 1:14.183	■ 24.779	29.995	■ 19.409	119.6	44:10.161
27	A 1:20.509	■ 27.174	31.342	21.993	110.2	45:30.670

36 Alex LYNN		GBR				
DS Virgin Racing		DS Virgin DSV-03				
1	A 1:38.245	42.040	33.077	23.128	90.3	1:38.245
2	A 1:19.385	26.813	31.568	21.004	111.8	2:57.630
3	A 1:47.765	26.362	58.664	22.739	82.3	4:45.395
4	A 1:17.726	26.275	31.036	20.415	114.2	6:03.121
5	A 1:16.765	25.434	31.003	20.328	115.6	7:19.886
6	A 1:16.755	25.513	30.719	20.523	115.6	8:36.641
7	A 1:18.920	25.646	31.465	21.809	112.4	9:55.561
8	A 1:16.235	25.353	30.578	20.304	116.4	11:11.796
9	A 1:16.469	25.361	30.662	20.446	116.0	12:28.265
10	A 1:20.116	26.729	32.539	20.848	110.8	13:48.381
11	B 8:39.178 B	25.196	30.684	7:43.298	17.1	22:27.559
12	B 1:36.009	35.992	35.918	24.099	92.4	24:03.568
13	B 1:30.316	30.665	36.435	23.216	98.3	25:33.884
14	B 1:19.032	26.774	32.015	20.243	112.3	26:52.916

68 Luca FILIPPI		ITA				
NIO Formula E Team		NextEV NIO Sport 003				
1	A 2:33.335	1:32.903	37.730	22.702	57.9	2:33.335
2	A 1:55.086	25.876	44.310	44.900	77.1	4:28.421
3	A 1:19.037	26.494	31.717	20.826	112.3	5:47.458
4	A 1:15.872	24.989	30.830	20.053	117.0	7:03.330
5	A 1:15.310	24.583	30.791	■ 19.936	117.8	8:18.640
6	A 1:15.648	24.811	30.770	20.067	117.3	9:34.288
7	A 1:16.677	24.660	31.279	20.738	115.7	10:50.965
8	A 1:21.083	27.886	32.121	21.076	109.4	12:12.048
9	A 1:19.193	26.706	31.618	20.869	112.1	13:31.241
10	A 1:18.163	26.330	31.203	20.630	113.5	14:49.404
11	A 1:17.807	25.971	31.279	20.557	114.1	16:07.211
12	A 1:20.526	26.147	34.065	20.314	110.2	17:27.737
13	A 1:22.558	29.062	32.950	20.546	107.5	18:50.295
14	A 1:15.350	■ 24.823	30.467	20.060	117.8	20:05.645
15	B 9:39.327 B	29.335	32.835	8:37.157	15.3	29:44.972



FIA FORMULA E
CHAMPIONSHIP
2017-18

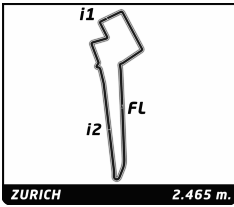


ABB FIA Formula E Championship

Round 10 - Zurich ePrix

Non Qualifying Practice 1

Analysis

Official Timekeeper TAG Heuer

■ 200KW ■ Personal Best ■ Session Best ■ B Crossing the finish line in pit lane

Lap		Time	Sector 1	Sector 2	Sector 3	Kph	Elapsed	Lap	Time	Sector 1	Sector 2	Sector 3	Kph	Elapsed
16	B	1:30.078	30.088	35.346	24.644	98.5	31:15.050							
17	B	1:20.407	26.764	32.792	20.851	110.4	32:35.457							
18	B	1:19.370	26.751	31.002	21.617	111.8	33:54.827							
19	B	1:19.034	26.288	31.605	21.141	112.3	35:13.861							
20	B	1:17.814	26.185	31.138	20.491	114.0	36:31.675							
21	B	1:33.635	31.132	38.962	23.541	94.8	38:05.310							
22	B	1:15.771	24.886	30.558	20.327	117.1	39:21.081							
23	B	1:14.942	24.405	30.463	20.074	118.4	40:36.023							