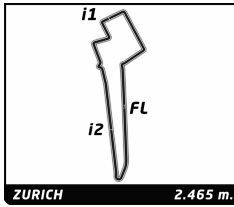




FIA FORMULA E  
CHAMPIONSHIP  
2017-18



# ABB FIA Formula E Championship

## Round 10 - Zurich ePrix

### Race

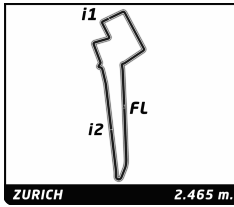
### Analysis

Official Timekeeper TAG Heuer

Lap	Time	Sector 1	Sector 2	Sector 3	Kph	Elapsed	Lap	Time	Sector 1	Sector 2	Sector 3	Kph	Elapsed		
<b>1 Lucas DI GRASSI</b> BRA Audi Sport ABT Schaeffler Audi e-tron FE04							<b>3 Nelson PIQUET</b> BRA Panasonic Jaguar Racing Jaguar I-Type II								
1	B	1:25.446	33.018	31.675	20.753	103.9	1:25.446	1	A	1:29.590	34.871	34.091	20.628	99.1	1:29.590
2	B	1:17.279	26.282	30.953	20.044	114.8	2:42.725	2	A	1:17.440	25.942	31.202	20.296	114.6	2:47.030
3	B	1:16.314	25.515	30.601	20.198	116.3	3:59.039	3	A	1:16.904	25.727	30.921	20.256	115.4	4:03.934
4	B	1:15.942	25.507	30.412	20.023	116.9	5:14.981	4	A	1:16.946	25.803	30.763	20.380	115.3	5:20.880
5	B	1:15.910	25.208	30.618	20.084	116.9	6:30.891	5	A	1:54.164	25.709	30.765	57.690	77.7	7:15.044
6	B	1:15.744	25.317	30.439	19.988	117.2	7:46.635	6	A	1:19.674	28.627	30.859	20.188	111.4	8:34.718
7	B	1:16.168	25.431	30.470	20.267	116.5	9:02.803	7	A	1:15.745	25.237	30.485	20.023	117.2	9:50.463
8	B	1:16.216	25.431	30.420	20.365	116.4	10:19.019	8	A	1:16.560	25.441	30.865	20.254	115.9	11:07.023
9	B	1:15.793	25.233	30.427	20.133	117.1	11:34.812	9	A	1:16.213	25.329	30.674	20.210	116.4	12:23.236
10	B	1:15.883	25.381	30.325	20.177	116.9	12:50.695	10	A	1:15.903	25.234	30.565	20.104	116.9	13:39.139
11	B	1:15.931	25.368	30.356	20.207	116.9	14:06.626	11	A	1:16.511	25.619	30.677	20.215	116.0	14:55.650
12	B	1:15.860	25.272	30.429	20.159	117.0	15:22.486	12	A	1:16.703	25.548	30.606	20.549	115.7	16:12.353
13	B	1:15.536	25.392	30.428	19.716	117.5	16:38.022	13	A	1:16.469	25.524	30.582	20.363	116.0	17:28.822
14	B	1:16.047	25.255	30.428	20.364	116.7	17:54.069	14	B	2:27.537	25.568	45.093	1:16.876	60.1	19:56.359
15	B	1:16.657	25.869	30.677	20.111	115.8	19:10.726	15	B	1:24.195	31.484	31.885	20.826	105.4	21:20.554
16	B	1:15.603	25.111	30.499	19.993	117.4	20:26.329	16	B	1:19.689	26.515	31.970	21.204	111.4	22:40.243
17	B	1:15.832	25.370	30.269	20.193	117.0	21:42.161	17	B	1:42.403	26.730	31.862	43.811	86.7	24:22.646
18	B	1:15.643	25.066	30.391	20.186	117.3	22:57.804	18	B	2:33.481	59.568	1:01.892	32.021	57.8	26:56.127
19	A	2:24.978	25.487	41.765	1:17.726	61.2	25:22.782	19	B	1:18.621	26.468	31.323	20.830	112.9	28:14.748
20	A	1:55.791	58.681	36.808	20.302	76.6	27:18.573	20	B	1:18.162	25.817	31.282	21.063	113.5	29:32.910
21	A	1:16.939	25.983	30.733	20.223	115.3	28:35.512								
22	A	1:15.857	25.325	30.459	20.073	117.0	29:51.369								
23	A	1:15.730	25.444	30.176	20.110	117.2	31:07.099								
24	A	1:15.660	25.252	30.277	20.131	117.3	32:22.759								
25	A	1:15.269	25.162	30.019	20.088	117.9	33:38.028								
26	A	1:15.127	25.124	29.983	20.020	118.1	34:53.155								
27	A	1:15.017	25.087	30.033	19.897	118.3	36:08.172								
28	A	1:15.193	25.094	30.067	20.032	118.0	37:23.365								
29	A	1:15.257	25.138	30.088	20.031	117.9	38:38.622								
30	A	1:15.665	25.410	30.140	20.115	117.3	39:54.287								
31	A	1:15.671	25.381	30.189	20.101	117.3	41:09.958								
32	A	1:16.055	25.581	30.419	20.055	116.7	42:26.013								
33	A	1:16.372	25.612	30.545	20.215	116.2	43:42.385								
34	A	1:16.128	25.661	30.418	20.049	116.6	44:58.513								
35	A	1:15.954	25.707	30.430	19.817	116.8	46:14.467								
36	A	1:15.873	25.485	30.328	20.060	117.0	47:30.340								
37	A	1:16.058	25.521	30.537	20.000	116.7	48:46.398								
38	A	1:16.444	25.821	30.655	19.968	116.1	50:02.842								
39	A	1:16.969	25.867	30.797	20.305	115.3	51:19.811								
<b>2 Sam BIRD</b> GBR DS Virgin Racing DS Virgin DSV-03							<b>4 Edoardo MORTARA</b> CHE Venturi Formula E Team Venturi VM200-FE-03								
1	A	1:24.140	31.789	31.677	20.674	105.5	1:24.140	1	A	1:30.414	35.407	34.118	20.889	98.1	1:30.414
2	A	1:17.296	25.597	30.984	20.715	114.8	2:41.436	2	A	1:17.455	25.559	31.776	20.120	114.6	2:47.869
3	A	1:16.763	25.710	30.526	20.527	115.6	3:58.199	3	A	1:17.268	25.999	31.028	20.241	114.8	4:05.137
4	A	1:15.990	25.436	30.482	20.072	116.8	5:14.189	4	A	1:16.648	25.645	30.946	20.057	115.8	5:21.785
5	A	1:16.178	25.278	30.526	20.374	116.5	6:30.367								
6	A	1:16.001	25.053	30.667	20.281	116.8	7:46.368								
7	A	1:16.005	25.107	30.517	20.381	116.8	9:02.373								
8	A	1:16.098	25.272	30.457	20.369	116.6	10:18.471								
9	A	1:15.973	25.176	30.474	20.323	116.8	11:34.444								
10	A	1:15.886	25.102	30.406	20.378	116.9	12:50.330								
11	A	1:15.906	25.096	30.479	20.331	116.9	14:06.236								
12	A	1:15.872	25.105	30.430	20.337	117.0	15:22.108								



FIA FORMULA E  
CHAMPIONSHIP  
2017-18



# ABB FIA Formula E Championship

## Round 10 - Zurich ePrix

### Race

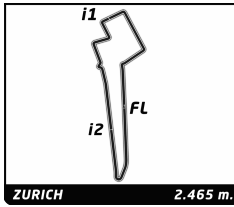
### Analysis

Official Timekeeper TAG Heuer

Lap	Time	Sector 1	Sector 2	Sector 3	Kph	Elapsed	Lap	Time	Sector 1	Sector 2	Sector 3	Kph	Elapsed
5	A 1:16.985	25.819	30.879	20.287	115.3	6:38.770	11	B 1:16.199	25.172	30.680	20.347	116.5	14:10.304
6	A <b>1:15.814</b>	25.237	<b>30.544</b>	<b>20.033</b>	117.0	7:54.584	12	B 1:15.997	25.042	30.632	20.323	116.8	15:26.301
<b>5</b> <b>Maro ENGEL</b> DEU Venturi Formula E Team Venturi VM200-FE-03							<b>13</b> B 1:15.537 24.881 30.325 20.331 117.5 16:41.838 <b>14</b> B 1:15.652 24.952 30.273 20.427 117.3 17:57.490 <b>15</b> B 1:15.513 24.819 30.330 20.364 117.5 19:13.003 <b>16</b> B 1:16.074 25.095 30.619 20.360 116.6 20:29.077 <b>17</b> B 1:16.374 25.224 30.747 20.403 116.2 21:45.451 <b>18</b> B 1:16.446 25.431 30.562 20.453 116.1 23:01.897 <b>19</b> A 2:34.369 <b>B</b> 26.258 48.581 1:19.530 57.5 25:36.266 <b>20</b> A 1:52.363 59.281 32.602 20.480 79.0 27:28.629 <b>21</b> A 1:17.354 25.595 31.203 20.556 114.7 28:45.983 <b>22</b> A 1:16.203 25.206 30.655 20.342 116.5 30:02.186 <b>23</b> A 1:15.919 25.185 30.361 20.373 116.9 31:18.105 <b>24</b> A 1:15.116 24.807 30.123 20.186 118.1 32:33.221 <b>25</b> A 1:15.182 24.817 30.064 20.301 118.0 33:48.403 <b>26</b> A <b>1:14.879</b> 24.707 <b>29.914</b> 20.258 118.5 35:03.282 <b>27</b> A 1:14.935 24.762 29.937 20.236 118.4 36:18.217 <b>28</b> A 1:15.136 24.891 30.030 20.215 118.1 37:33.353 <b>29</b> A 1:14.975 24.801 29.915 20.259 118.4 38:48.328 <b>30</b> A 1:15.090 24.862 30.014 20.214 118.2 40:03.418 <b>31</b> A 1:15.165 25.109 29.942 <b>20.114</b> 118.1 41:18.583 <b>32</b> A 1:34.806 <b>B</b> 24.762 29.981 40.063 93.6 42:53.389 <b>33</b> A 1:18.395 27.935 30.132 20.328 113.2 44:11.784 <b>34</b> A 1:15.419 25.012 30.103 20.304 117.7 45:27.203 <b>35</b> A 1:16.132 25.307 30.607 20.218 116.6 46:43.335 <b>36</b> A 1:25.069 34.606 30.294 20.169 104.3 48:08.404 <b>37</b> A 1:15.080 <b>24.678</b> 30.163 20.239 118.2 49:23.484 <b>38</b> A 1:15.522 24.910 30.282 20.330 117.5 50:39.006 <b>39</b> A 1:16.011 25.151 30.265 20.595 116.7 51:55.017						
<b>6</b> <b>José Maria LOPEZ</b> ARG DRAGON PENSKE EV-2							<b>7</b> <b>Jérôme D'AMBROSIO</b> BEL DRAGON PENSKE EV-2						
1	B 1:27.665	34.292	32.531	20.842	101.2	1:27.665	1	B 1:25.104	32.279	32.021	20.804	104.3	1:25.104
2	B 1:17.356	25.536	31.202	20.618	114.7	2:45.021	2	B 1:18.204	26.112	31.261	20.831	113.5	2:43.308
3	B 1:16.674	25.583	30.708	20.383	115.7	4:01.695	3	B 1:17.876	26.742	30.812	20.322	114.0	4:01.184
4	B 1:16.546	25.355	30.815	20.376	115.9	5:18.241	4	B 1:16.474	25.488	30.754	20.232	116.0	5:17.658
5	B 1:16.315	25.219	30.656	20.440	116.3	6:34.556	5	B 1:16.116	25.216	30.634	20.266	116.6	6:33.774
6	B 1:15.822	25.008	30.501	20.313	117.0	7:50.378	6	B 1:15.793	25.117	30.441	20.235	117.1	7:49.567
7	B 1:15.968	25.025	30.541	20.402	116.8	9:06.346	7	B 1:16.118	25.199	30.691	20.228	116.6	9:05.685
8	B 1:16.098	25.041	30.559	20.498	116.6	10:22.444	8	B 1:16.224	25.244	30.588	20.392	116.4	10:21.909
9	B 1:15.853	25.044	30.446	20.363	117.0	11:38.297	9	B 1:15.895	25.036	30.667	20.192	116.9	11:37.804
10	B 1:15.808	24.984	30.525	20.299	117.1	12:54.105	10	B 1:15.850	25.121	30.407	20.322	117.0	12:53.654
							<b>11</b> B 1:16.018 25.292 30.543 20.183 116.7 14:09.672 <b>12</b> B 1:15.873 25.197 30.529 <b>20.147</b> 117.0 15:25.545 <b>13</b> B 1:15.522 25.092 30.220 20.210 117.5 16:41.067 <b>14</b> B 1:16.493 <b>25.013</b> 30.497 20.983 116.0 17:57.560 <b>15</b> B 1:16.559 25.502 30.574 20.483 115.9 19:14.119 <b>16</b> B 1:16.019 25.242 30.402 20.375 116.7 20:30.138 <b>17</b> B 1:16.332 25.262 30.686 20.384 116.3 21:46.470 <b>18</b> B 1:16.557 25.503 30.674 20.380 115.9 23:03.027 <b>19</b> A 2:35.768 <b>B</b> 26.884 50.086 1:18.798 57.0 25:38.795 <b>20</b> A 1:51.973 59.093 32.229 20.651 79.3 27:30.768 <b>21</b> A 1:16.531 25.683 30.410 20.438 116.0 28:47.299 <b>22</b> A 1:16.225 25.639 30.216 20.370 116.4 30:03.524 <b>23</b> A 1:15.817 25.331 30.179 20.307 117.0 31:19.341 <b>24</b> A 1:15.551 25.166 30.068 20.317 117.5 32:34.892 <b>25</b> A <b>1:15.384</b> 25.120 <b>30.025</b> 20.239 117.7 33:50.276 <b>26</b> A 1:15.648 25.165 30.093 20.390 117.3 35:05.924						



FIA FORMULA E  
CHAMPIONSHIP  
2017-18



# ABB FIA Formula E Championship

## Round 10 - Zurich ePrix

### Race

### Analysis

Official Timekeeper TAG Heuer

■ 200KW ■ Personal Best ■ Session Best ■ B Crossing the finish line in pit lane

Lap	Time	Sector 1	Sector 2	Sector 3	Kph	Elapsed	Lap	Time	Sector 1	Sector 2	Sector 3	Kph	Elapsed
27	A 1:15.642	25.183	30.139	20.320	117.3	36:21.566	8	B 1:16.056	25.207	30.383	20.466	116.7	10:21.093
28	A 1:15.585	25.254	30.164	20.167	117.4	37:37.151	9	B 1:15.873	25.123	30.479	20.271	117.0	11:36.966
29	A 1:15.811	25.312	30.159	20.340	117.1	38:52.962	10	B 1:16.028	25.266	30.430	20.332	116.7	12:52.994
30	A 1:15.817	25.306	30.055	20.456	117.0	40:08.779	11	B 1:15.817	25.478	30.330	20.009	117.0	14:08.811
31	A 1:16.513	25.685	30.324	20.504	116.0	41:25.292	12	B 1:15.575	25.149	30.276	20.150	117.4	15:24.386
32	A 1:15.870	25.224	30.314	20.332	117.0	42:41.162	13	B 1:15.752	25.196	30.396	20.160	117.1	16:40.138
33	A 1:16.347	25.368	30.471	20.508	116.2	43:57.509	14	B 1:15.460	25.180	30.262	20.018	117.6	17:55.598
34	A 1:16.408	25.308	30.456	20.644	116.1	45:13.917	15	B 1:16.414	25.492	30.615	20.307	116.1	19:12.012
35	A 1:16.402	25.463	30.315	20.624	116.1	46:30.319	16	B 1:16.330	25.568	30.398	20.364	116.3	20:28.342
36	A 1:16.561	25.529	30.314	20.718	115.9	47:46.880	17	B 1:16.300	25.578	30.542	20.180	116.3	21:44.642
37	A 1:16.512	25.579	30.368	20.565	116.0	49:03.392	18	B 1:16.320	25.713	30.418	20.189	116.3	23:00.962
38	A 1:16.334	25.478	30.384	20.472	116.3	50:19.726	19	A 2:30.958 B	26.240	47.642	1:17.076	58.8	25:31.920
39	A 1:16.907	25.644	30.616	20.647	115.4	51:36.633	20	A 1:53.746	59.295	34.108	20.343	78.0	27:25.666

**8** **Nicolas PROST** FRA  
Renault e.dams Renault Z.E. 17

1	A 1:27.311	33.962	32.524	20.825	101.6	1:27.311
2	A 1:18.586	26.268	31.524	20.794	112.9	2:45.897
3	A 1:17.189	25.531	30.895	20.763	115.0	4:03.086
4	A 1:16.749	25.254	30.841	20.654	115.6	5:19.835
5	A 1:16.108	25.238	30.395	20.475	116.6	6:35.943
6	A 1:16.305	25.134	30.625	20.546	116.3	7:52.248
7	A 1:16.143	25.180	30.558	20.405	116.5	9:08.391
8	A 1:15.845	<b>25.045</b>	30.337	20.463	117.0	10:24.236
9	A 1:16.157	25.134	30.498	20.525	116.5	11:40.393
10	A 1:15.886	25.286	30.268	20.332	116.9	12:56.279
11	A 1:17.258	25.850	30.883	20.525	114.9	14:13.537
12	A 1:16.423	25.418	30.585	20.420	116.1	15:29.960
13	A 1:15.985	25.076	30.549	20.360	116.8	16:45.945
14	A 1:16.042	25.202	30.417	20.423	116.7	18:01.987
15	A 1:16.509	25.129	30.521	20.859	116.0	19:18.496
16	A 1:16.498	25.455	30.599	20.444	116.0	20:34.994
17	A 1:16.398	25.588	30.390	20.420	116.2	21:51.392
18	A 1:16.180	25.337	30.481	20.362	116.5	23:07.572
19	B 2:34.843 B	25.558	51.274	1:18.011	57.3	25:42.415
20	B 1:50.012	57.564	31.602	20.846	80.7	27:32.427
21	B 1:16.887	25.792	30.683	20.412	115.4	28:49.314
22	B 1:16.097	25.250	30.502	20.345	116.6	30:05.411
23	B 1:15.697	25.143	30.397	20.157	117.2	31:21.108
24	B 1:16.877	26.347	30.396	20.134	115.4	32:37.985
25	B <b>1:15.582</b>	25.080	30.376	<b>20.126</b>	117.4	33:53.567
26	B 1:15.924	25.045	30.424	20.455	116.9	35:09.491
27	B 1:16.240	25.193	30.398	20.649	116.4	36:25.731
28	B 1:15.793	25.171	<b>30.236</b>	20.386	117.1	37:41.524
29	B 1:16.385	25.171	30.505	20.709	116.2	38:57.909
30	B 1:16.179	25.333	30.245	20.601	116.5	40:14.088
31	B 1:16.170	25.137	30.278	20.755	116.5	41:30.258

**9** **Sébastien BUEMI** CHE  
Renault e.dams Renault Z.E. 17

1	B 1:26.096	33.494	32.040	20.562	103.1	1:26.096
2	B 1:17.466	26.266	31.121	20.079	114.6	2:43.562
3	B 1:16.951	26.017	30.718	20.216	115.3	4:00.513
4	B 1:16.273	25.437	30.513	20.323	116.3	5:16.786
5	B 1:16.194	25.319	30.493	20.382	116.5	6:32.980
6	B 1:16.026	25.334	30.278	20.414	116.7	7:49.006
7	B 1:16.031	25.168	30.396	20.467	116.7	9:05.037

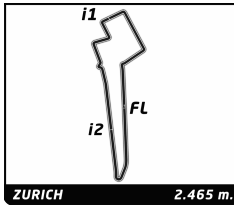
21	A 1:15.978	25.368	30.333	20.277	116.8	28:41.644
22	A 1:16.178	25.448	30.330	20.400	116.5	29:57.822
23	A 1:15.733	25.207	30.308	20.218	117.2	31:13.555
24	A 1:15.576	25.063	30.193	20.320	117.4	32:29.131
25	A 1:15.319	24.992	30.246	20.081	117.8	33:44.450
26	A 1:15.164	<b>24.908</b>	30.219	20.037	118.1	34:59.614
27	A 1:15.314	25.038	30.300	19.976	117.8	36:14.928
28	A 1:15.566	25.090	30.434	20.042	117.4	37:30.494
29	A <b>1:15.075</b>	25.045	30.163	19.867	118.2	38:45.569
30	A 1:15.192	25.160	30.171	19.861	118.0	40:00.761
31	A 1:15.461	25.270	30.381	<b>19.810</b>	117.6	41:16.222
32	A 1:35.381 B	25.011	30.129	40.241	93.0	42:51.603
33	A 1:18.878	28.241	30.309	20.328	112.5	44:10.481
34	A 1:15.542	25.105	30.239	20.198	117.5	45:26.023
35	A 1:15.539	25.347	30.218	19.974	117.5	46:41.562
36	A 1:16.519	25.597	30.417	20.505	116.0	47:58.081
37	A 1:15.910	25.498	30.233	20.179	116.9	49:13.991
38	A 1:15.867	25.254	<b>30.125</b>	20.488	117.0	50:29.858
39	A 1:16.645	25.622	30.459	20.564	115.8	51:46.503

**16** **Oliver TURVEY** GBR  
NIO Formula E Team NextEV NIO Sport 003

1	B 1:36.485	39.802	35.304	21.379	92.0	1:36.485
2	B 1:18.795	26.600	31.550	20.645	112.6	2:55.280
3	B 1:17.973	26.383	30.887	20.703	113.8	4:13.253
4	B 1:17.488	26.001	30.794	20.693	114.5	5:30.741
5	B 1:17.021	25.929	30.613	20.479	115.2	6:47.762
6	B 1:16.942	25.763	30.538	20.641	115.3	8:04.704
7	B 1:16.449	25.582	30.419	20.448	116.1	9:21.153
8	B 1:16.811	25.579	30.605	20.627	115.5	10:37.964
9	B 1:16.601	25.616	30.581	20.404	115.8	11:54.565
10	B 1:16.542	25.589	30.546	20.407	115.9	13:11.107
11	B 1:16.344	25.512	30.578	20.254	116.2	14:27.451
12	B 1:16.857	25.950	30.538	20.369	115.5	15:44.308
13	B 1:16.539	25.520	30.587	20.432	115.9	17:00.847
14	B 1:16.041	<b>25.062</b>	30.565	20.414	116.7	18:16.888
15	B 1:17.208	25.634	30.724	20.850	114.9	19:34.096
16	B 1:17.070	25.861	30.547	20.662	115.1	20:51.166
17	B 1:17.261	26.010	30.628	20.623	114.9	22:08.427
18	B 1:17.364	25.839	30.711	20.814	114.7	23:25.791
19	A 2:47.656 B	28.957	1:00.689	1:18.010	52.9	26:13.447
20	A 1:33.304	41.994	30.615	20.695	95.1	27:46.751
21	A 1:16.262	25.450	30.381	20.431	116.4	29:03.013
22	A 1:16.338	25.574	30.330	20.434	116.2	30:19.351
23	A 1:17.296	25.637	30.724	20.935	114.8	31:36.647



FIA FORMULA E  
CHAMPIONSHIP  
2017-18



# ABB FIA Formula E Championship

## Round 10 - Zurich ePrix

### Race

### Analysis

Official Timekeeper TAG Heuer

■ 200KW ■ Personal Best ■ Session Best ■ B Crossing the finish line in pit lane

Lap	Time	Sector 1	Sector 2	Sector 3	Kph	Elapsed
24	A 1:16.036	25.405	30.270	20.361	116.7	32:52.683
25	A 1:16.337	25.690	30.376	20.271	116.2	34:09.020
26	A <span style="background-color:green">1:15.497</span>	25.133	30.289	20.075	117.5	35:24.517
27	A 1:16.090	25.375	30.393	20.322	116.6	36:40.607
28	A 1:16.150	25.447	30.352	20.351	116.5	37:56.757
29	A 1:15.896	25.353	30.227	20.316	116.9	39:12.653
30	A 1:15.812	25.173	30.347	20.292	117.1	40:28.465
31	A 1:15.658	25.233	<span style="background-color:green">30.166</span>	20.259	117.3	41:44.123
32	A 1:15.757	25.124	30.275	20.358	117.1	42:59.880
33	A 1:16.033	25.315	30.295	20.423	116.7	44:15.913
34	A 1:15.964	25.248	30.349	20.367	116.8	45:31.877
35	A 1:15.849	25.338	30.229	20.282	117.0	46:47.726
36	A 1:16.020	25.314	30.362	20.344	116.7	48:03.746
37	A 1:16.135	25.441	30.436	20.258	116.6	49:19.881
38	A 1:16.042	25.457	30.450	20.135	116.7	50:35.923
39	A 1:16.068	25.379	30.702	<span style="background-color:green">19.987</span>	116.7	51:51.991

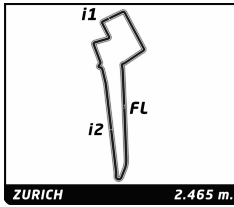
Lap	Time	Sector 1	Sector 2	Sector 3	Kph	Elapsed
1	A 1:23.489	31.426	31.492	20.571	106.3	1:23.489
2	A 1:17.344	25.695	31.138	20.511	114.7	2:40.833
3	A 1:16.838	25.671	30.706	20.461	115.5	3:57.671
4	A 1:16.096	25.521	30.335	20.240	116.6	5:13.767
5	A 1:16.131	25.340	30.422	20.369	116.6	6:29.898
6	A 1:15.766	25.113	30.447	20.206	117.1	7:45.664
7	A 1:16.033	25.194	30.617	20.222	116.7	9:01.697
8	A 1:16.182	25.403	30.431	20.348	116.5	10:17.879
9	A 1:16.035	25.221	30.545	20.269	116.7	11:33.914
10	A 1:15.803	25.191	30.337	20.275	117.1	12:49.717
11	A 1:16.047	25.288	30.392	20.367	116.7	14:05.764
12	A 1:15.874	25.133	30.421	20.320	117.0	15:21.638
13	A 1:15.903	25.253	30.395	20.255	116.9	16:37.541
14	A 1:16.359	25.354	30.459	20.546	116.2	17:53.900
15	A 1:16.644	25.733	30.572	20.339	115.8	19:10.544
16	A 1:16.605	25.992	30.420	20.193	115.8	20:27.149
17	A 1:16.233	25.412	30.425	20.396	116.4	21:43.382
18	A 1:16.353	25.431	30.594	20.328	116.2	22:59.735
19	B 2:30.132 B	25.578	44.945	1:19.609	59.1	25:29.867
20	B 1:53.292	58.517	34.943	<span style="background-color:green">19.832</span>	78.3	27:23.159
21	B 1:15.822	25.060	30.459	20.303	117.0	28:38.981
22	B 1:16.357	25.451	30.506	20.400	116.2	29:55.338
23	B 1:15.869	25.342	30.333	20.194	117.0	31:11.207
24	B 1:15.877	25.197	30.333	20.347	117.0	32:27.084
25	B 1:15.458	25.229	30.076	20.153	117.6	33:42.542
26	B 1:15.148	25.288	29.892	19.968	118.1	34:57.690
27	B 1:15.456	25.110	30.213	20.133	117.6	36:13.146
28	B 1:15.391	25.028	30.180	20.183	117.7	37:28.537
29	B 1:15.520	25.048	30.162	20.310	117.5	38:44.057
30	B 1:15.181	25.273	29.987	19.921	118.0	39:59.238
31	B 1:35.906 B	24.948	30.344	40.614	92.5	41:35.144
32	B 1:18.093	28.126	30.069	19.898	113.6	42:53.237
33	B 1:15.388	24.958	30.046	20.384	117.7	44:08.625
34	B 1:15.272	25.156	30.082	20.034	117.9	45:23.897
35	B 1:15.015	24.984	<span style="background-color:green">29.827</span>	20.204	118.3	46:38.912
36	B <span style="background-color:purple">1:14.730</span>	<span style="background-color:green">24.797</span>	29.895	20.038	118.7	47:53.642
37	B 1:14.789	24.806	29.848	20.135	118.7	49:08.431
38	B 1:15.252	25.014	29.929	20.309	117.9	50:23.683
39	B 1:16.423	25.972	30.240	20.211	116.1	51:40.106

Lap	Time	Sector 1	Sector 2	Sector 3	Kph	Elapsed
1	B 1:28.293	34.697	32.823	20.773	100.5	1:28.293
2	B 1:18.094	25.900	31.542	20.652	113.6	2:46.387
3	B 1:17.169	25.560	31.219	20.390	115.0	4:03.556
4	B 1:16.869	25.508	30.876	20.485	115.4	5:20.425
5	B 1:16.214	25.395	30.405	20.414	116.4	6:36.639
6	B 1:16.152	25.427	30.491	20.234	116.5	7:52.791
7	B 1:16.085	25.400	30.505	20.180	116.6	9:08.876
8	B 1:15.957	25.298	30.329	20.330	116.8	10:24.833
9	B 1:16.317	25.432	30.456	20.429	116.3	11:41.150
10	B 1:15.548	25.356	30.180	20.012	117.5	12:56.698
11	B 1:16.061	24.998	30.557	20.506	116.7	14:12.759
12	B 1:16.009	25.360	30.248	20.401	116.7	15:28.768
13	B 1:15.895	25.243	30.427	20.225	116.9	16:44.663
14	B 1:16.138	25.341	30.447	20.350	116.6	18:00.801
15	B 1:15.949	25.240	30.389	20.320	116.8	19:16.750
16	B 1:15.761	25.303	30.247	20.211	117.1	20:32.511
17	A 2:24.639 B	1:01.922	31.268	51.449	61.4	22:57.150
18	A 2:20.283	33.335	50.681	56.267	63.3	25:17.433
19	A 1:58.705	58.545	39.234	20.926	74.8	27:16.138
20	A 1:18.358	26.580	31.165	20.613	113.2	28:34.496
21	A 1:15.774	25.247	30.292	20.235	117.1	29:50.270
22	A 1:15.521	25.113	30.125	20.283	117.5	31:05.791
23	A 1:15.409	25.134	30.054	20.221	117.7	32:21.200
24	A 1:15.626	25.156	30.168	20.302	117.3	33:36.826
25	A 1:15.064	24.895	30.116	20.053	118.2	34:51.890
26	A <span style="background-color:green">1:14.732</span>	24.922	29.950	<span style="background-color:green">19.860</span>	118.7	36:06.622
27	A 1:14.825	<span style="background-color:green">24.861</span>	29.879	20.085	118.6	37:21.447
28	A 1:15.136	25.016	29.958	20.162	118.1	38:36.583
29	A 1:14.918	24.917	<span style="background-color:green">29.871</span>	20.130	118.4	39:51.501
30	A 1:15.146	25.103	29.903	20.140	118.1	41:06.647
31	A 1:15.736	25.108	30.201	20.427	117.2	42:22.383
32	A 1:16.679	25.654	30.406	20.619	115.7	43:39.062
33	A 1:16.688	25.732	30.383	20.573	115.7	44:55.750
34	A 1:19.231	26.059	30.847	22.325	112.0	46:14.981
35	A 1:19.348	26.632	30.977	21.739	111.8	47:34.329
36	A 1:19.935	26.698	31.837	21.400	111.0	48:54.264
37	A 1:18.152	27.073	30.954	20.125	113.5	50:12.416
38	A 1:16.434	25.258	30.779	20.397	116.1	51:28.850

Lap	Time	Sector 1	Sector 2	Sector 3	Kph	Elapsed
1	B 1:21.489	29.958	30.976	20.555	108.9	1:21.489
2	B 1:17.763	25.984	31.033	20.746	114.1	2:39.252
3	B 1:17.024	25.820	30.664	20.540	115.2	3:56.276
4	B 1:16.049	25.375	30.372	20.302	116.7	5:12.325
5	B 1:16.393	25.507	30.503	20.383	116.2	6:28.718
6	B 1:15.974	25.202	30.418	20.354	116.8	7:44.692
7	B 1:16.108	25.233	30.515	20.360	116.6	9:00.800
8	B 1:15.859	25.230	30.255	20.374	117.0	10:16.659
9	B 1:16.070	25.354	30.379	20.337	116.7	11:32.729
10	B 1:16.085	25.417	30.292	20.376	116.6	12:48.814
11	B 1:16.083	25.212	30.403	20.468	116.6	14:04.897
12	B 1:15.864	25.137	30.258	20.469	117.0	15:20.761
13	B 1:16.099	25.360	30.280	20.459	116.6	16:36.860



FIA FORMULA E  
CHAMPIONSHIP  
2017-18



# ABB FIA Formula E Championship

## Round 10 - Zurich ePrix

### Race

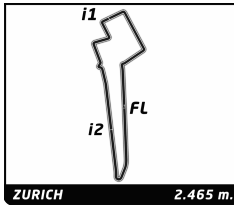
### Analysis

Official Timekeeper TAG Heuer

Lap	Time	Sector 1	Sector 2	Sector 3	Kph	Elapsed	Lap	Time	Sector 1	Sector 2	Sector 3	Kph	Elapsed	
14	B 1:16.029	25.249	30.336	20.444	116.7	17:52.889	30	B 1:15.428	25.123	30.100	20.205	117.6	40:23.447	
15	B 1:16.179	25.180	30.399	20.600	116.5	19:09.068	31	B 1:15.569	25.275	30.216	20.078	117.4	41:39.016	
16	B 1:16.784	25.676	30.394	20.714	115.6	20:25.852	32	B 1:16.025	25.552	30.373	20.100	116.7	42:55.041	
17	B 1:16.173	25.348	30.485	20.340	116.5	21:42.025	33	B 1:15.998	25.261	30.538	20.199	116.8	44:11.039	
18	B 1:17.149	25.977	30.522	20.650	115.0	22:59.174	34	B 1:15.662	25.110			117.3	45:26.701	
19	A 2:29.424 B	25.649	43.747	1:20.028	59.4	25:28.598	35	B 1:15.735	25.426	30.322	19.987	117.2	46:42.436	
20	A 1:53.958	59.111	34.967	19.880	77.9	27:22.556	36	B 1:16.748	25.468	31.064	20.216	115.6	47:59.184	
21	A 1:15.526	25.100	30.090	20.336	117.5	28:38.082	37	B 1:15.730	25.459	30.215	20.056	117.2	49:14.914	
22	A 1:16.006	25.429	30.279	20.298	116.8	29:54.088	38	B 1:15.865	25.217	30.353	20.295	117.0	50:30.779	
23	A 1:15.516	25.288	30.208	20.020	117.5	31:09.604	39	B 1:17.091	25.612	30.901	20.578	115.1	51:47.870	
24	A 1:15.306	25.122	30.150	20.034	117.8	32:24.910							<b>25</b> Jean-Eric VERGNE FRA	
25	A 1:15.608	25.104	30.195	20.309	117.4	33:40.518							TECHEETAH Renault Z.E. 17	
26	A 1:15.948	25.279	30.443	20.226	116.8	34:55.689	1	A 1:33.436	37.371	34.811	21.254	95.0	1:33.436	
27	A 1:15.948	25.279	30.443	20.226	116.8	36:11.637	2	A 1:18.353	26.373	31.235	20.745	113.3	2:51.789	
28	A 1:16.025	25.259	30.299	20.467	116.7	37:27.662	3	A 1:17.202	25.630	30.992	20.580	114.9	4:08.991	
29	A 1:15.727	25.214	30.107	20.406	117.2	38:43.389	4	A 1:16.588	25.340	30.745	20.503	115.9	5:25.579	
30	A 1:16.161	25.081	30.204	20.876	116.5	39:59.550	5	A 1:16.284	25.356	30.615	20.313	116.3	6:41.863	
31	A 1:36.583 B	25.339	30.357	40.887	91.9	41:36.133	6	A 1:15.992	25.158	30.647	20.187	116.8	7:57.855	
32	A 1:17.884	27.811	30.014	20.059	113.9	42:54.017	7	A 1:15.993	25.567	30.321	20.105	116.8	9:13.848	
33	A 1:15.402	24.823	30.110	20.469	117.7	44:09.419	8	A 1:16.205	25.522	30.499	20.184	116.4	10:30.053	
34	A 1:16.066	25.484	30.256	20.326	116.7	45:25.485	9	A 1:15.608	25.065	30.357	20.186	117.4	11:45.661	
35	A 1:15.859	25.183	30.287	20.389	117.0	46:41.344	10	A 1:15.503	25.046	30.259	20.198	117.5	13:01.164	
36	A 1:17.456	26.294	30.822	20.340	114.6	47:58.800	11	A 1:15.313	24.998	30.144	20.171	117.8	14:16.477	
37	A 1:17.728	26.286	30.879	20.563	114.2	49:16.528	12	A 1:15.722	25.086	30.318	20.318	117.2	15:32.199	
38	A 1:16.659	25.740	30.475	20.444	115.8	50:33.187	13	A 1:15.484	25.023	30.285	20.176	117.6	16:47.683	
39	A 1:17.255	25.533	30.829	20.893	114.9	51:50.442	14	A 1:14.937	24.741	30.176	20.020	118.4	18:02.620	
<b>23</b> Nick HEIDFELD DEU							<b>25</b> Jean-Eric VERGNE FRA							
Mahindra Racing Mahindra M4Electro							TECHEETAH Renault Z.E. 17							
1	A 1:31.129	35.506	34.834	20.789	97.4	1:31.129	15	A 1:15.400	25.000	30.317	20.083	117.7	19:18.020	
2	A 1:18.233	26.116	31.478	20.639	113.4	2:49.362	16	A 1:14.890	24.948	30.050	19.892	118.5	20:32.910	
3	A 1:17.378	25.829	31.211	20.338	114.7	4:06.740	17	A 1:15.535	25.181	30.104	20.250	117.5	21:48.445	
4	A 1:16.800	25.745	30.847	20.208	115.5	5:23.540	18	A 1:15.360	25.223	30.047	20.090	117.8	23:03.805	
5	A 1:16.662	25.439	31.002	20.221	115.8	6:40.202	19	B 2:46.401 B	25.686	48.681	1:32.034	53.3	25:50.206	
6	A 1:16.728	25.687	30.665	20.376	115.7	7:56.930	20	B 1:45.163	54.149	30.859	20.155	84.4	27:35.369	
7	A 1:16.216	25.395	30.671	20.150	116.4	9:13.146	21	B 1:15.867	25.217	30.300	20.350	117.0	28:51.236	
8	A 1:16.489	25.690	30.567	20.232	116.0	10:29.635	22	B 1:15.530	25.462	29.935	20.133	117.5	30:06.766	
9	A 1:17.398	26.305	30.706	20.387	114.7	11:47.033	23	B 1:14.815	24.934	29.775	20.106	118.6	31:21.581	
10	A 1:16.646	25.676	30.589	20.381	115.8	13:03.679	24	B 1:15.369	25.112	30.159	20.098	117.7	32:36.950	
11	A 1:16.492	25.483	30.546	20.463	116.0	14:20.171	25	B 1:15.119	25.003	29.883	20.233	118.1	33:52.069	
12	A 1:16.490	25.714	30.520	20.256	116.0	15:36.661	26	B 1:15.625	25.012	30.273	20.340	117.3	35:07.694	
13	A 1:16.507	25.414	30.699	20.394	116.0	16:53.168	27	B 1:15.479	25.061	30.176	20.242	117.6	36:23.173	
14	A 1:16.567	25.500	30.608	20.459	115.9	18:09.735	28	B 1:15.232	24.956	30.062	20.214	118.0	37:38.405	
15	A 1:16.517	25.439	30.668	20.410	116.0	19:26.252	29	B 1:15.025	24.895	30.078	20.052	118.3	38:53.430	
16	A 1:16.422	25.473	30.581	20.368	116.1	20:42.674	30	B 1:15.554	25.274	30.090	20.190	117.5	40:08.984	
17	A 1:17.462	25.891	30.612	20.959	114.6	22:00.136	31	B 1:15.010	24.784	30.061	20.165	118.3	41:23.994	
18	A 1:17.054	25.760	30.921	20.373	115.2	23:17.190	32	B 1:14.876	24.872	29.997	20.007	118.5	42:38.870	
19	B 2:38.996 B	25.360	56.648	1:16.988	55.8	25:56.186	33	B 1:35.593 B	24.853	29.919	40.821	92.8	44:14.463	
20	B 1:43.880	51.580	31.694	20.606	85.4	27:40.066	34	B 1:18.189	27.926	30.215	20.048	113.5	45:32.652	
21	B 1:17.064	25.932	30.767	20.365	115.2	28:57.130	35	B 1:15.362	25.119	30.060	20.183	117.8	46:48.014	
22	B 1:17.135	25.751	30.837	20.547	115.0	30:14.265	36	B 1:16.255	25.521	30.434	20.300	116.4	48:04.269	
23	B 1:16.496	25.644	30.594	20.258	116.0	31:30.761	37	B 1:16.151	25.385	30.507	20.259	116.5	49:20.420	
24	B 1:16.133	25.434	30.424	20.275	116.6	32:46.894	38	B 1:15.868	25.400	30.392	20.076	117.0	50:36.288	
25	B 1:16.094	25.433	30.382	20.279	116.6	34:02.988	39	B 1:16.356	25.607	30.516	20.233	116.2	51:52.644	
26	B 1:16.190	25.352	30.484	20.354	116.5	35:19.178							<b>27</b> Stéphane SARRAZIN FRA	
27	B 1:16.349	25.675	30.295	20.379	116.2	36:35.527							Andretti Formula E Andretti ATEC-03	
28	B 1:16.354	25.350	30.489	20.515	116.2	37:51.881	1	B 1:34.299	38.222	34.913	21.164	94.1	1:34.299	
29	B 1:16.138	25.183	30.508	20.447	116.6	39:08.019	2	B 1:19.395	26.856	31.614	20.925	111.8	2:53.694	



FIA FORMULA E  
CHAMPIONSHIP  
2017-18



# ABB FIA Formula E Championship

## Round 10 - Zurich ePrix

### Race

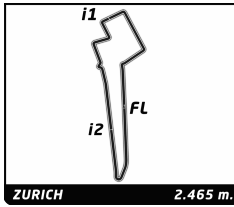
### Analysis

Official Timekeeper TAG Heuer

							<span style="color:red">■</span> 200KW <span style="color:green">■</span> Personal Best <span style="color:purple">■</span> Session Best <span style="color:blue">■</span> Crossing the finish line in pit lane								
Lap		Time	Sector 1	Sector 2	Sector 3	Kph	Elapsed	Lap		Time	Sector 1	Sector 2	Sector 3	Kph	Elapsed
3	B	1:17.805	26.043	31.152	20.610	114.1	4:11.499	19	B	2:42.963	25.495	59.439	1:18.029	54.5	26:05.316
4	B	1:17.178	25.656	30.959	20.563	115.0	5:28.677	20	B	1:36.423	45.236	31.031	20.156	92.0	27:41.739
5	B	1:16.864	25.531	30.850	20.483	115.5	6:45.541	21	B	1:16.819	25.475	30.803	20.541	115.5	28:58.558
6	B	1:17.125	25.653	30.936	20.536	115.1	8:02.666	22	B	1:16.901	25.739	30.854	20.308	115.4	30:15.459
7	B	1:16.983	25.604	30.985	20.394	115.3	9:19.649	23	B	1:16.620	25.684	30.633	20.303	115.8	31:32.079
8	B	1:17.344	25.579	30.946	20.819	114.7	10:36.993	24	B	1:16.463	25.515	30.647	20.301	116.1	32:48.542
9	B	1:16.831	25.611	30.647	20.573	115.5	11:53.824	25	B	1:16.746	25.546	30.762	20.438	115.6	34:05.288
10	B	1:16.566	25.425	30.704	20.437	115.9	13:10.390	26	B	1:16.206	25.220	30.634	20.352	116.4	35:21.494
11	B	1:16.850	25.394	30.817	20.639	115.5	14:27.240	27	B	1:16.075	25.318	30.452	20.305	116.6	36:37.569
12	B	1:16.797	25.496	30.733	20.568	115.6	15:44.037	28	B	1:16.325	25.507	30.497	20.321	116.3	37:53.894
13	B	1:17.492	26.287	30.714	20.491	114.5	17:01.529	29	B	1:15.942	25.228	30.503	20.211	116.9	39:09.836
14	B	1:17.061	25.642	30.964	20.455	115.2	18:18.590	30	B	1:15.938	25.129	30.605	20.204	116.9	40:25.774
15	B	1:16.919	25.625	30.801	20.493	115.4	19:35.509	31	B	1:15.442	24.871	30.329	20.242	117.6	41:41.216
16	B	1:17.015	25.592	30.847	20.576	115.2	20:52.524	32	B	1:16.319	25.521	30.475	20.323	116.3	42:57.535
17	B	1:17.296	25.976	30.695	20.625	114.8	22:09.820	33	B	1:16.603	25.711	30.582	20.310	115.8	44:14.138
18	B	1:17.597	25.913	30.976	20.708	114.4	23:27.417	34	B	1:16.389	25.581	30.610	20.198	116.2	45:30.527
19	A	2:48.470	30.215	1:00.483	1:17.772	52.7	26:15.887	35	B	1:16.132	25.190	30.781	20.161	116.6	46:46.659
20	A	1:32.504	40.666	31.237	20.601	95.9	27:48.391	36	B	1:16.062	25.424	30.431	20.207	116.7	48:02.721
21	A	1:17.769	26.408	30.873	20.488	114.1	29:06.160	37	B	1:16.273	25.308	30.675	20.290	116.3	49:18.994
22	A	1:16.532	25.449	30.681	20.402	116.0	30:22.692	38	B	1:15.936	25.353	30.401	20.182	116.9	50:34.930
23	A	1:16.504	25.321	30.616	20.567	116.0	31:39.196	39	B	1:16.182	25.089	30.910	20.183	116.5	51:51.112
24	A	1:16.415	25.395	30.610	20.410	116.1	32:55.611	<div style="border: 1px solid black; padding: 5px;"> <b>36</b> Alex LYNN <span style="float:right">GBR</span>            DS Virgin Racing <span style="float:right">DS Virgin DSV-03</span> </div>							
25	A	1:16.193	25.113	30.564	20.516	116.5	34:11.804								
26	A	1:16.569	25.465	30.615	20.489	115.9	35:28.373								
27	A	1:16.337	25.293	30.500	20.544	116.2	36:44.710								
28	A	1:16.126	25.015	30.568	20.543	116.6	38:00.836								
29	A	1:16.769	25.522	30.769	20.478	115.6	39:17.605								
30	A	1:16.544	25.310	30.708	20.526	115.9	40:34.149								
31	A	1:16.789	25.534	30.619	20.636	115.6	41:50.938								
32	A	1:16.510	25.394	30.627	20.489	116.0	43:07.448								
33	A	1:16.840	25.588	30.691	20.561	115.5	44:24.288								
34	A	1:16.359	25.370	30.590	20.399	116.2	45:40.647								
35	A	1:16.644	25.582	30.688	20.374	115.8	46:57.291								
36	A	1:16.723	25.673	30.563	20.487	115.7	48:14.014								
37	A	1:16.914	25.521	30.915	20.478	115.4	49:30.928								
38	A	1:16.600	25.393	30.942	20.265	115.8	50:47.528								
39	A	1:19.788	25.625	31.747	22.416	111.2	52:07.316								
<b>28</b> Antonio Felix DA COSTA <span style="float:right">PRT</span>															
Andretti Formula E <span style="float:right">Andretti ATEC-03</span>															
1	A	1:32.652	36.732	34.521	21.399	95.8	1:32.652								
2	A	1:18.142	26.103	31.337	20.702	113.6	2:50.794								
3	A	1:17.548	25.699	31.066	20.783	114.4	4:08.342								
4	A	1:16.723	25.412	30.802	20.509	115.7	5:25.065								
5	A	1:17.399	26.197	30.944	20.258	114.7	6:42.464								
6	A	1:16.425	25.224	30.846	20.355	116.1	7:58.889								
7	A	1:16.847	25.435	30.829	20.583	115.5	9:15.736								
8	A	1:16.790	25.703	30.696	20.391	115.6	10:32.526								
9	A	1:16.805	25.497	30.780	20.528	115.5	11:49.331								
10	A	1:16.831	25.714	30.692	20.425	115.5	13:06.162								
11	A	1:16.776	25.613	30.741	20.422	115.6	14:22.938								
12	A	1:16.370	25.397	30.439	20.534	116.2	15:39.308								
13	A	1:16.818	25.545	30.792	20.481	115.5	16:56.126								
14	A	1:17.698	26.011	31.172	20.515	114.2	18:13.824								
15	A	1:17.246	25.636	30.973	20.637	114.9	19:31.070								
16	A	1:16.799	25.620	30.737	20.442	115.5	20:47.869								
17	A	1:17.379	26.042	30.791	20.546	114.7	22:05.248								
18	A	1:17.105	25.830	30.788	20.487	115.1	23:22.353								
19	A	1:31.830	36.107	34.553	21.170	96.6	1:31.830								
20	A	1:18.226	26.341	31.219	20.666	113.4	2:50.056								
21	A	1:17.336	25.890	30.818	20.628	114.7	4:07.392								
22	A	1:16.574	25.796	30.457	20.321	115.9	5:23.966								
23	A	1:16.864	25.652	30.709	20.503	115.5	6:40.830								
24	A	1:16.560	25.517	30.620	20.423	115.9	7:57.390								
25	A	1:16.276	25.393	30.418	20.465	116.3	9:13.666								
26	A	1:17.451	26.136	30.660	20.655	114.6	10:31.117								
27	A	1:16.914	25.439	30.869	20.606	115.4	11:48.031								
28	A	1:16.917	25.606	30.658	20.653	115.4	13:04.948								
29	A	1:16.565	25.450	30.499	20.616	115.9	14:21.513								
30	A	1:16.512	25.467	30.329	20.716	116.0	15:38.025								
31	A	1:17.381	25.920	30.632	20.829	114.7	16:55.406								
32	A	1:18.850	26.352	31.018	21.480	112.5	18:14.256								
33	B	2:02.233	31.949	32.794	57.490	72.6	20:16.489								
34	B	1:35.357	31.752	40.773	22.832	93.1	21:51.846								
35	B	1:20.083	27.722	31.027	21.334	110.8	23:11.929								
36	B	2:19.766	27.082	56.149	56.535	63.5	25:31.695								
37	B	2:00.018	58.825	38.584	22.609	73.9	27:31.713								
38	B	1:21.221	27.685	32.729	20.807	109.3	28:52.934								
39	B	1:18.318	26.292	30.869	21.157	113.3	30:11.252								
40	B	1:18.022	26.336	30.776	20.910	113.7	31:29.274								
41	B	1:21.153	27.082	33.122	20.949	109.3	32:50.427								
42	B	1:18.203	26.377	30.889	20.937	113.5	34:08.630								
43	B	1:21.833	29.193	31.668	20.972	108.4	35:30.463								
44	B	1:17.731	26.164	30.684	20.883	114.2	36:48.194								
45	B	1:17.582	25.997	30.713	20.872	114.4	38:05.776								
46	B	1:17.899	26.130	30.799	20.970	113.9	39:23.675								
47	B	1:17.868	26.114	30.780	20.974	114.0	40:41.543								
48	B	1:17.557	26.187	30.596	20.774	114.4	41:59.100								
49	B	1:18.059	26.204	30.746	21.109	113.7	43:17.159								
50	B	1:19.743	26.433	32.157	21.153	111.3	44:36.902								
51	B	1:17.677	26.027	30.699	20.951	114.2	45:54.579								
52	B	1:17.856	26.418	30.676	20.762	114.0	47:12.435								



FIA FORMULA E  
CHAMPIONSHIP  
2017-18



# ABB FIA Formula E Championship

## Round 10 - Zurich ePrix

### Race

### Analysis

Official Timekeeper TAGHeuer

■ 200KW ■ Personal Best ■ Session Best ■ B Crossing the finish line in pit lane

Lap	Time	Sector 1	Sector 2	Sector 3	Kph	Elapsed	Lap	Time	Sector 1	Sector 2	Sector 3	Kph	Elapsed
35	B 1:16.871	25.659	30.565	20.647	115.4	48:29.306	9	A 1:16.991	25.769	30.797	20.425	115.3	11:56.128
36	B 1:17.110	25.790	30.568	20.752	115.1	49:46.416	10	A 1:16.834	25.518	30.856	20.460	115.5	13:12.962
37	B 1:16.513	25.583	30.459	20.471	116.0	51:02.929	11	A 1:16.647	25.547	30.777	<b>20.323</b>	115.8	14:29.609
38	B 1:17.763	26.273	30.829	20.661	114.1	52:20.692	12	A 1:16.450	25.325	30.737	20.388	116.1	15:46.059

**66** Daniel ABT DEU  
Audi Sport ABT Schaeffler Audi e-tron FE04

1	B 1:29.023	34.435	33.928	20.660	99.7	1:29.023
2	B 1:18.382	25.899	31.200	21.283	113.2	2:47.405
3	B 1:17.016	25.872	30.855	20.289	115.2	4:04.421
4	B 1:16.981	25.740	30.851	20.390	115.3	5:21.402
5	B 1:51.979 <b>B</b>	25.709	30.672	55.598	79.2	7:13.381
6	B 1:19.810	28.792	30.712	20.306	111.2	8:33.191
7	B 1:16.498	25.780	30.373	20.345	116.0	9:49.689
8	B 1:16.447	25.653	30.434	20.360	116.1	11:06.136
9	B 1:16.261	25.601	30.269	20.391	116.4	12:22.397
10	B 1:16.072	25.440	30.299	20.333	116.7	13:38.469
11	B 1:16.319	25.456	30.472	20.391	116.3	14:54.788
12	B 1:16.516	25.720	30.478	20.318	116.0	16:11.304
13	B 1:16.487	25.629	30.423	20.435	116.0	17:27.791
14	B 1:16.159	25.389	30.407	20.363	116.5	18:43.950
15	B 1:16.319	25.649	30.312	20.358	116.3	20:00.269
16	B 1:16.860	26.218	30.353	20.289	115.5	21:17.129
17	B 1:16.631	25.565	30.477	20.589	115.8	22:33.760
18	A 1:49.504 <b>B</b>	25.817	30.453	53.234	81.0	24:23.264
19	A 2:32.610	59.753	1:01.513	31.344	58.1	26:55.874
20	A 1:17.392	25.995	31.021	20.376	114.7	28:13.266
21	A 1:16.672	25.532	30.507	20.633	115.7	29:29.938
22	A 1:15.544	25.264	30.216	20.064	117.5	30:45.482
23	A 1:15.675	25.339	30.194	20.142	117.3	32:01.157
24	A 1:15.530	25.445	30.111	19.974	117.5	33:16.687
25	A 1:15.475	25.203	30.247	20.025	117.6	34:32.162
26	A 1:15.484	25.184	30.258	20.042	117.6	35:47.646
27	A 1:15.234	25.082	30.204	19.948	118.0	37:02.880
28	A 1:15.093	25.011	30.078	20.004	118.2	38:17.973
29	A 1:15.236	25.123	30.075	20.038	117.9	39:33.209
30	A 1:15.246	24.975	30.333	<b>19.938</b>	117.9	40:48.455
31	A 1:15.131	25.069	30.061	20.001	118.1	42:03.586
32	A 1:15.387	25.047	30.020	20.320	117.7	43:18.973
33	A 1:15.710	25.266	30.236	20.208	117.2	44:34.683
34	A <b>1:14.935</b>	<b>24.949</b>	30.048	19.938	118.4	45:49.618
35	A 1:14.985	24.964	<b>29.978</b>	20.043	118.3	47:04.603
36	A 1:15.236	25.164	30.059	20.013	117.9	48:19.839
37	A 1:15.212	25.117	30.099	19.996	118.0	49:35.051
38	A 1:15.267	25.264	30.035	19.968	117.9	50:50.318
39	A 1:15.715	25.147	30.274	20.294	117.2	52:06.033

**68** Luca FILIPPI ITA  
NIO Formula E Team NextEV NIO Sport 003

1	A 1:35.079	38.977	34.812	21.290	93.3	1:35.079
2	A 1:19.467	27.535	31.431	20.501	111.7	2:54.546
3	A 1:18.290	26.417	31.296	20.577	113.3	4:12.836
4	A 1:17.372	25.733	31.048	20.591	114.7	5:30.208
5	A 1:18.403	25.480	31.415	21.508	113.2	6:48.611
6	A 1:17.148	25.962	30.854	20.332	115.0	8:05.759
7	A 1:16.574	25.511	30.722	20.341	115.9	9:22.333
8	A 1:16.804	25.479	30.798	20.527	115.5	10:39.137