



FIA FORMULA E CHAMPIONSHIP 2017-18

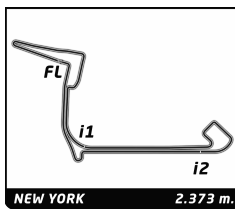


ABB FIA Formula E Championship Round 12 - New York City ePrix Non Qualifying Practice 3

Analysis

Official Timekeeper TAGHeuer

Table with columns: Lap, Time, Sector 1, Sector 2, Sector 3, Kph, Elapsed. Rows are grouped by driver: Lucas DI GRASSI, Sam BIRD, Nelson PIQUET, Tom DILLMANN, Maro ENGEL. Includes color-coded performance indicators (red, green, purple) and 'B' for pit lane crossings.

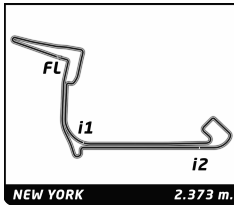


ABB FIA Formula E Championship Round 12 - New York City ePrix Non Qualifying Practice 3

Analysis

Official Timekeeper TAGHeuer

Table with 14 columns: Lap, Time, Sector 1, Sector 2, Sector 3, Kph, Elapsed. Rows 6-27 showing driver performance data.

Driver profile for José Maria LOPEZ (ARG) in PENSKE EV-2. Includes lap times and sector data for laps 1-20.

Driver profile for Jérôme D'AMBROSIO (BEL) in PENSKE EV-2. Includes lap times and sector data for laps 1-9.

Driver profile for Nicolas PROST (FRA) in Renault e.dams Renault Z.E. 17. Includes lap times and sector data for laps 1-21.

Driver profile for Sébastien BUEMI (CHE) in Renault e.dams Renault Z.E. 17. Includes lap times and sector data for laps 1-16.



FIA FORMULA E CHAMPIONSHIP 2017-18

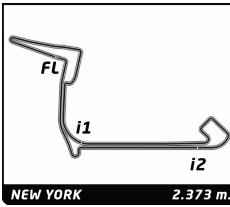


ABB FIA Formula E Championship Round 12 - New York City ePrix Non Qualifying Practice 3

Analysis

Official Timekeeper TAGHeuer

Table with 7 columns: Lap, Time, Sector 1, Sector 2, Sector 3, Kph, Elapsed. Rows 17-23.

16 MA Qing Hua CHN NIO Formula E Team NextEV NIO Sport 003

Table with 7 columns: Lap, Time, Sector 1, Sector 2, Sector 3, Kph, Elapsed. Rows 1-21.

18 André LOTTERER DEU TECHEETAH Renault Z.E. 17

Table with 7 columns: Lap, Time, Sector 1, Sector 2, Sector 3, Kph, Elapsed. Rows 1-23.

200KW Personal Best Session Best B Crossing the finish line in pit lane

19 Felix ROSENQVIST SWE Mahindra Racing Mahindra M4Electro. Table with 7 columns: Lap, Time, Sector 1, Sector 2, Sector 3, Kph, Elapsed. Rows 1-19.

20 Mitch EVANS NZL Panasonic Jaguar Racing Jaguar I-Type II

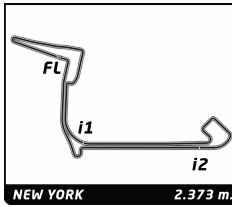
Table with 7 columns: Lap, Time, Sector 1, Sector 2, Sector 3, Kph, Elapsed. Rows 1-24.

23 Nick HEIDFELD DEU Mahindra Racing Mahindra M4Electro

Table with 7 columns: Lap, Time, Sector 1, Sector 2, Sector 3, Kph, Elapsed. Rows 1-5.



FIA FORMULA E  
CHAMPIONSHIP  
2017-18



# ABB FIA Formula E Championship

## Round 12 - New York City ePrix

### Non Qualifying Practice 3

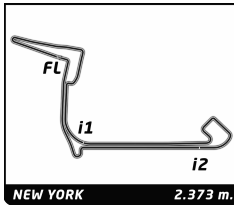
### Analysis

Official Timekeeper TAG Heuer

Lap	Time	Sector 1	Sector 2	Sector 3	Kph	Elapsed	Lap	Time	Sector 1	Sector 2	Sector 3	Kph	Elapsed
6	A 1:31.514	30.231	29.309	31.974	93.3	11:05.148	13	A 1:21.012	29.894	25.703	25.415	105.5	23:33.588
7	A <b>1:20.680</b>	<b>29.699</b>	<b>25.669</b>	<b>25.312</b>	105.9	12:25.828	14	A 1:20.294	29.703	25.390	25.201	106.4	24:53.882
8	B 7:37.866 <b>B</b>	31.788	27.047	6:39.031	18.7	20:03.694	15	B 4:28.980 <b>B</b>	29.968	25.666	3:33.346	31.8	29:22.862
9	B 1:39.975	39.657	29.682	30.636	85.4	21:43.669	16	B 1:28.124	35.083	26.698	26.343	96.9	30:50.986
10	B 1:29.808	33.105	27.066	29.637	95.1	23:13.477	17	B 1:21.686	■ 30.216	25.733	25.737	104.6	32:12.672
11	B 1:25.964	31.153	26.827	27.984	99.4	24:39.441	18	B <b>1:19.472</b>	■ 29.398	<b>25.189</b>	<b>24.885</b>	107.5	33:32.144
12	B 9:35.981 <b>B</b>	30.432	29.158	8:36.391	14.8	34:15.422	19	B 1:21.549	■ 30.208	25.710	25.631	104.8	34:53.693
13	B 1:36.624	38.047	27.148	31.429	88.4	35:52.046	20	B 1:19.625	■ <b>29.328</b>	25.306	24.991	107.3	36:13.318
14	B 1:27.191	31.059	26.821	29.311	98.0	37:19.237	<b>28 Antonio Felix DA COSTA</b> PRT Andretti Formula E Andretti ATEC-03						
15	B 1:26.253	32.250	27.125	26.878	99.0	38:45.490	1	B 4:12.076	3:14.634	28.215	29.227	19.9	4:12.076
16	B 1:27.916	31.411	27.725	28.780	97.2	40:13.406	2	B 1:23.564	31.357	26.775	25.432	102.2	5:35.640
17	B 1:30.243	34.010	28.207	28.026	94.7	41:43.649	3	B 1:21.543	30.102	26.118	25.323	104.8	6:57.183
18	B 1:24.969	31.604	26.925	26.440	100.5	43:08.618	4	B 3:38.494 <b>B</b>	30.110	26.291	2:42.093	39.1	10:35.677
19	B 1:26.029	30.867	26.680	28.482	99.3	44:34.647	5	B 1:28.852	35.327	27.322	26.203	96.1	12:04.529
20	B 1:26.942	31.195	27.635	28.112	98.3	46:01.589	6	B 1:21.526	30.261	25.778	25.487	104.8	13:26.055
<b>25 Jean-Eric VERGNE</b> FRA TECHEETAH Renault Z.E. 17						<b>28 Antonio Felix DA COSTA</b> PRT Andretti Formula E Andretti ATEC-03							
1	A 3:41.258	2:38.703	30.259	32.296	22.7	3:41.258	7	B 1:20.923	29.693	26.263	24.967	105.6	14:46.978
2	A 1:30.256	33.812	29.779	26.665	94.7	5:11.514	8	B 1:20.264	29.701	25.603	24.960	106.4	16:07.242
3	A 1:22.898	30.673	26.503	25.722	103.1	6:34.412	9	A 4:54.550 <b>B</b>	29.696	28.259	3:56.595	29.0	21:01.792
4	A 1:21.843	30.194	26.171	25.478	104.4	7:56.255	10	A 1:30.202	35.442	27.618	27.142	94.7	22:31.994
5	A 5:01.224 <b>B</b>	32.150	27.572	4:01.502	28.4	12:57.479	11	A 1:20.123	■ 29.679	25.545	24.899	106.6	23:52.117
6	A 1:33.218	38.288	26.676	28.254	91.6	14:30.697	12	A 1:19.165	■ 29.180	25.484	24.501	107.9	25:11.282
7	A 1:24.208	30.064	27.453	26.691	101.4	15:54.905	13	A 1:25.212	■ 31.669	28.440	25.103	100.3	26:36.494
8	A 1:20.932	29.488	26.082	25.362	105.6	17:15.837	14	A <b>1:18.970</b>	■ <b>29.131</b>	<b>25.389</b>	<b>24.450</b>	108.2	27:55.464
9	A 1:28.084	35.186	26.991	25.907	97.0	18:43.921	<b>36 Alex LYNN</b> GBR DS Virgin Racing DS Virgin DSV-03						
10	A 1:20.645	29.717	25.695	25.233	105.9	20:04.566	1	B 1:59.708	56.997	31.448	31.263	42.0	1:59.708
11	A 1:20.045	<b>29.294</b>	25.634	25.117	106.7	21:24.611	2	B 1:26.767	33.155	26.656	26.956	98.5	3:26.475
12	A 1:23.047	30.545	26.085	26.417	102.9	22:47.658	3	B 1:23.053	31.115	26.211	25.727	102.9	4:49.528
13	A 1:27.675	29.476	25.417	32.782	97.4	24:15.333	4	B 1:42.058	36.584	34.022	31.452	83.7	6:31.586
14	A 1:19.799	29.336	25.364	25.099	107.1	25:35.132	5	B 1:28.881	30.456	31.143	27.282	96.1	8:00.467
15	A 1:34.538	32.093	32.910	29.535	90.4	27:09.670	6	B 1:30.386	33.113	30.068	27.205	94.5	9:30.853
16	A <b>1:19.590</b>	29.343	<b>25.325</b>	<b>24.922</b>	107.3	28:29.260	7	B 1:21.887	30.204	26.075	25.608	104.3	10:52.740
17	B 6:01.351 <b>B</b>	31.620	27.642	5:02.089	23.6	34:30.611	8	B 7:42.248 <b>B</b>	32.822	26.410	6:43.016	18.5	18:34.988
18	B 1:34.069	38.478	27.649	27.942	90.8	36:04.680	9	B 1:36.104	38.014	29.484	28.606	88.9	20:11.092
19	B 1:56.423 <b>B</b>	30.996	28.389	57.038	73.4	38:01.103	10	B 1:27.462	31.486	27.851	28.125	97.7	21:38.554
20	B 1:31.840	35.489	30.420	25.931	93.0	39:32.943	11	B 1:21.210	■ 30.230	25.653	25.327	105.2	22:59.764
21	B 1:22.127	■ 30.095	25.911	26.121	104.0	40:55.070	12	B <b>1:20.480</b>	29.876	<b>25.459</b>	<b>25.145</b>	106.1	24:20.244
22	B 1:23.497	■ 30.519	27.467	25.511	102.3	42:18.567	13	B 1:28.761	34.334	27.910	26.517	96.2	25:49.005
23	B 2:10.309 <b>B</b>	■ 29.935	33.939	1:06.435	65.6	44:28.876	14	A 10:27.370 <b>B</b>	<b>29.758</b>	28.507	9:29.105	13.6	36:16.375
24	B 1:29.448	35.871	26.563	27.014	95.5	45:58.324	15	A 1:33.530	37.434	27.469	28.627	91.3	37:49.905
<b>27 Stéphane SARRAZIN</b> FRA Andretti Formula E Andretti ATEC-03						<b>36 Alex LYNN</b> GBR DS Virgin Racing DS Virgin DSV-03							
1	A 3:28.814	2:27.748	29.787	31.279	24.1	3:28.814	16	A 1:24.276	■ 30.144	28.027	26.105	101.4	39:14.181
2	A 1:27.130	32.042	27.714	27.374	98.0	4:55.944	17	A 1:21.431	■ 29.789	25.975	25.667	104.9	40:35.612
3	A 1:27.403	32.486	28.077	26.840	97.7	6:23.347	18	A 1:29.104	■ 34.996	27.686	26.422	95.9	42:04.716
4	A 1:23.189	30.419	26.604	26.166	102.7	7:46.536	19	A 1:23.519	■ 29.788	27.243	26.488	102.3	43:28.235
5	A 1:22.071	30.278	26.010	25.783	104.1	9:08.607	20	A 1:21.791	30.166	25.907	25.718	104.4	44:50.026
6	A 1:21.862	30.087	26.076	25.699	104.4	10:30.469	21	A 1:31.318	32.098	29.942	29.278	93.6	46:21.344
7	A 1:21.334	■ 30.050	25.795	25.489	105.0	11:51.803	<b>66 Daniel ABT</b> DEU Audi Sport ABT Schaeffler Audi e-tron FE04						
8	A 4:38.954 <b>B</b>	29.875	25.889	3:43.190	30.6	16:30.757	1	B 1:47.731	47.598	28.364	31.769	46.6	1:47.731
9	A 1:36.527	39.303	28.416	28.808	88.5	18:07.284	2	B 1:23.950	31.501	26.618	25.831	101.8	3:11.681
10	A 1:22.286	30.518	26.031	25.737	103.8	19:29.570	3	A 4:36.051 <b>B</b>	30.935	27.506	3:37.610	30.9	7:47.732
11	A 1:21.954	30.034	26.078	25.842	104.2	20:51.524	4	A 1:40.066	43.600	28.532	27.934	85.4	9:27.798
12	A 1:21.052	29.762	25.708	25.582	105.4	22:12.576	5	A 1:23.533	31.204	26.572	25.757	102.3	10:51.331



FIA FORMULA E  
CHAMPIONSHIP  
2017-18



# ABB FIA Formula E Championship

## Round 12 - New York City ePrix

### Non Qualifying Practice 3

### Analysis

Official Timekeeper TAG Heuer

■ 200KW ■ Personal Best ■ Session Best ■ Crossing the finish line in pit lane

Lap	Time	Sector 1	Sector 2	Sector 3	Kph	Elapsed	Lap	Time	Sector 1	Sector 2	Sector 3	Kph	Elapsed
6	A 1:21.255	30.111	25.901	25.243	105.1	12:12.586							
7	A 1:20.402	29.720	25.720	24.962	106.3	13:32.988							
8	A 1:25.927	29.888	25.682	30.357	99.4	14:58.915							
9	A 1:19.853	29.626	25.392	24.835	107.0	16:18.768							
10	A 1:19.687	29.602	25.331	24.754	107.2	17:38.455							
11	A 6:53.029 <b>B</b>	30.127	25.903	5:56.999	20.7	24:31.484							
12	A 1:30.428	35.062	26.450	28.916	94.5	26:01.912							
13	A 1:21.639	29.555	25.722	26.362	104.6	27:23.551							
14	A 1:19.252	29.295	25.406	24.551	107.8	28:42.803							
15	A 1:26.816	30.914	26.644	29.258	98.4	30:09.619							
16	A <b>1:18.699</b>	<b>29.032</b>	<b>25.134</b>	<b>24.533</b>	108.6	31:28.318							
17	B 4:50.695 <b>B</b>	29.920	26.207	3:54.568	29.4	36:19.013							
18	B 1:36.044	37.791	29.474	28.779	88.9	37:55.057							
19	B 1:24.984	■ 30.272	26.535	28.177	100.5	39:20.041							
20	B 1:19.899	■ 29.300	25.478	25.121	106.9	40:39.940							
21	B 1:31.816	■ 34.180	28.963	28.673	93.0	42:11.756							
22	B 2:35.706 <b>B</b>	■ 30.037	31.966	1:33.703	54.9	44:47.462							
23	B 1:36.390	39.736	28.398	28.256	88.6	46:23.852							

**68** **Luca FILIPPI** ITA  
 NIO Formula E Team NextEV NIO Sport 003

1	A 4:17.506	3:16.742	29.067	31.697	19.5	4:17.506							
2	A 1:26.701	32.314	27.676	26.711	98.5	5:44.207							
3	A 1:23.830	31.249	26.624	25.957	101.9	7:08.037							
4	B 7:09.508 <b>B</b>	32.295	26.726	6:10.487	19.9	14:17.545							
5	B 1:33.445	34.831	28.389	30.225	91.4	15:50.990							
6	B 1:23.159	■ 30.917	26.303	25.939	102.7	17:14.149							
7	B <b>1:21.120</b>	■ <b>29.954</b>	25.877	<b>25.289</b>	105.3	18:35.269							
8	B 1:22.058	■ 30.020	26.055	25.983	104.1	19:57.327							
9	B 1:21.969	30.303	25.871	25.795	104.2	21:19.296							
10	B 1:21.809	30.304	25.757	25.748	104.4	22:41.105							
11	B 1:26.549	32.379	27.007	27.163	98.7	24:07.654							
12	B 1:26.963	31.518	28.496	26.949	98.2	25:34.617							
13	B 1:23.312	30.818	26.220	26.274	102.5	26:57.929							
14	B 1:23.629	31.071	26.155	26.403	102.2	28:21.558							
15	A 5:48.241 <b>B</b>	31.768	26.461	4:50.012	24.5	34:09.799							
16	A 1:31.938	36.453	27.944	27.541	92.9	35:41.737							
17	A 1:23.665	■ 31.143	26.140	26.382	102.1	37:05.402							
18	A 1:21.659	■ 30.496	<b>25.708</b>	25.455	104.6	38:27.061							
19	A 1:23.494	■ 30.607	26.295	26.592	102.3	39:50.555							
20	A 1:29.935	31.378	28.537	30.020	95.0	41:20.490							
21	A 1:26.319	33.577	26.464	26.278	99.0	42:46.809							
22	A 1:22.802	30.673	26.272	25.857	103.2	44:09.611							
23	A 1:22.874	30.633	26.162	26.079	103.1	45:32.485							