



FIA FORMULA E CHAMPIONSHIP 2017-18

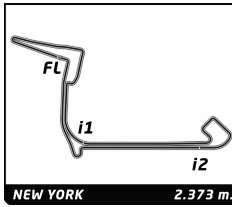


ABB FIA Formula E Championship Round 12 - New York City ePrix Race 2

Analysis

Official Timekeeper TAGHeuer

Table with columns: Lap, Time, Sector 1, Sector 2, Sector 3, Kph, Elapsed. Includes driver details for Lucas Di Grassi (Audi Sport ABT Schaeffler) and Nelson Piquet (Panasonic Jaguar Racing).



FIA FORMULA E
CHAMPIONSHIP
2017-18

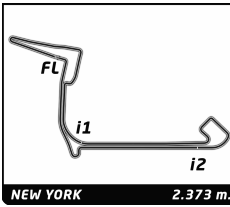


ABB FIA Formula E Championship

Round 12 - New York City ePrix

Race 2

Analysis

Official Timekeeper TAG Heuer

Lap	Time	Sector 1	Sector 2	Sector 3	Kph	Elapsed	Lap	Time	Sector 1	Sector 2	Sector 3	Kph	Elapsed
18	A 1:16.584	28.200	23.906	24.478	111.5	29:11.100	1	B 1:20.638	30.279	25.101	25.258	105.9	2:16.034
19	A 1:16.878	28.244	24.208	24.426	111.1	30:27.978	2	B 1:18.968	29.005	24.988	24.975	108.2	3:35.002
20	A 1:16.910	28.267	24.103	24.540	111.1	31:44.888	3	B 1:19.156	29.265	24.829	25.062	107.9	4:54.158
21	A 1:18.833	28.427	24.271	26.135	108.4	33:03.721	4	B 1:19.809	28.772	25.718	25.319	107.0	6:13.967
22	A 1:17.895	28.962	24.214	24.719	109.7	34:21.616	5	B 1:20.939	29.201	25.609	26.129	105.5	7:34.906
23	B 1:47.873 B	28.810	25.203	53.860	79.2	36:09.489	7 Jérôme D'AMBROSIO BEL						
24	B 1:17.994	29.643	23.896	24.455	109.5	37:27.483	DRAGON PENSKE EV-2						
25	B 1:16.746	28.396	23.924	24.426	111.3	38:44.229	0	B 56.931			27.219	88.3	56.931
26	B 1:17.859	28.373	23.975	25.511	109.7	40:02.088	1	B 1:21.598	30.716	25.619	25.263	104.7	2:18.529
27	B 1:16.546	28.337	23.820	24.389	111.6	41:18.634	2	B 1:18.924	28.986	24.920	25.018	108.2	3:37.453
28	B 1:16.888	28.257	24.023	24.608	111.1	42:35.522	3	B 1:20.102	29.040	25.751	25.311	106.6	4:57.555
29	B 1:16.755	28.260	23.886	24.609	111.3	43:52.277	4	B 1:18.873	28.861	24.933	25.079	108.3	6:16.428
30	B 1:17.166	28.529	23.984	24.653	110.7	45:09.443	5	B 1:19.332	29.134	24.951	25.247	107.7	7:35.760
31	B 1:16.854	28.410	23.952	24.492	111.2	46:26.297	6	B 1:19.349	29.566	24.825	24.958	107.7	8:55.109
32	B 1:16.707	28.282	23.880	24.545	111.4	47:43.004	8 Nicolas PROST FRA						
33	B 1:16.856	28.359	23.831	24.666	111.2	48:59.860	Renault e.dams Renault Z.E. 17						
34	B 1:17.102	28.390	24.047	24.665	110.8	50:16.962	0	A 58.732			27.413	85.6	58.732
35	B 1:18.432	28.624	24.107	25.701	108.9	51:35.394	1	A 1:21.649	30.736	25.573	25.340	104.6	2:20.381
36	B 1:18.218	29.333	24.035	24.850	109.2	52:53.612	2	A 1:19.407	29.280	24.819	25.308	107.6	3:39.788
37	B 1:17.813	28.539	24.516	24.758	109.8	54:11.425	3	A 1:18.967	28.820	24.693	25.454	108.2	4:58.755
38	B 1:17.526	28.585	24.166	24.775	110.2	55:28.951	4	A 1:18.999	28.980	24.957	25.062	108.1	6:17.754
39	B 1:17.987	28.821	24.224	24.942	109.5	56:46.938	5	A 1:19.235	28.976	24.968	25.291	107.8	7:36.989
40	B 1:17.799	28.693	24.170	24.936	109.8	58:04.737	6	A 1:19.168	29.583	24.874	24.711	107.9	8:56.157
41	B 1:17.852	28.747	24.159	24.946	109.7	59:22.589	7	A 1:19.963	29.127	24.371	26.465	106.8	10:16.120
42	B 1:17.409	28.589	24.003	24.817	110.4	1:00:39.998	8	A 2:46.145	55.721	53.950	56.474	51.4	13:02.265
43	B 1:18.683	28.761	24.023	25.899	108.6	1:01:58.681	9	A 2:46.180	55.753	53.991	56.436	51.4	15:48.445
4 Tom DILLMANN FRA													
Venturi Formula E Team Venturi VM200-FE-03													
0	A 56.125			26.870	89.5	56.125	10	A 2:46.185	55.754	53.950	56.481	51.4	18:34.630
1	A 1:21.007	30.810	24.876	25.321	105.5	2:17.132	11	A 1:49.257	55.773	28.427	25.057	78.2	20:23.887
2	A 1:18.958	29.063	24.870	25.025	108.2	3:36.090	12	A 1:17.359	28.516	24.262	24.581	110.4	21:41.246
3	A 1:19.035	29.155	24.825	25.055	108.1	4:55.125	13	A 1:17.279	28.526	24.429	24.324	110.5	22:58.525
4	A 1:19.222	28.921	24.795	25.506	107.8	6:14.347	14	A 1:16.917	28.473	24.219	24.225	111.1	24:15.442
5 Maro ENGEL DEU													
Venturi Formula E Team Venturi VM200-FE-03													
0	A 57.396			27.150	87.6	57.396	15	A 1:16.948	28.480	24.229	24.239	111.0	25:32.390
1	A 1:20.415	30.556	24.750	25.109	106.2	2:17.811	16	A 1:17.000	28.396	24.301	24.303	110.9	26:49.390
2	A 1:19.178	29.078	24.902	25.198	107.9	3:36.989	17	A 1:17.487	28.903	24.345	24.239	110.2	28:06.877
3	A 1:18.627	28.868	24.635	25.124	108.6	4:55.616	18	A 1:16.931	28.429	24.055	24.447	111.0	29:23.808
4	A 1:19.130	28.947	24.743	25.440	108.0	6:14.746	19	A 1:16.932	28.366	24.085	24.481	111.0	30:40.740
5	A 1:19.636	29.268	24.937	25.431	107.3	7:34.382	20	A 1:17.245	28.467	24.215	24.563	110.6	31:57.985
6	A 1:18.417	28.850	24.690	24.877	108.9	8:52.799	21	A 1:17.492	28.561	24.178	24.753	110.2	33:15.477
7	A 1:17.671	28.718	24.462	24.491	110.0	10:10.470	22	A 1:17.460	28.355	24.387	24.718	110.3	34:32.937
8	A 2:40.127	49.887	53.786	56.454	53.4	12:50.597	23	B 1:48.679 B	28.498	24.423	55.758	78.6	36:21.616
9	A 2:46.471	55.803	54.146	56.522	51.3	15:37.068	24	B 1:20.789	31.287	24.242	25.260	105.7	37:42.405
10	A 2:46.612	55.978	54.006	56.628	51.3	18:23.680	25	B 1:17.430	28.341	24.175	24.914	110.3	38:59.835
11	A 1:56.906	55.795	36.057	25.054	73.1	20:20.586	26	B 1:17.639	28.076	24.436	25.127	110.0	40:17.474
12	A 1:17.360	28.679	24.167	24.514	110.4	21:37.946	27	B 1:17.282	28.069	24.176	25.037	110.5	41:34.756
13	A 1:17.465	28.431	24.221	24.813	110.3	22:55.411	28	B 1:17.198	28.305	24.409	24.484	110.7	42:51.954
14	B 1:50.691 B	28.947	24.954	56.790	77.2	24:46.102	29	B 1:17.130	28.337	24.228	24.565	110.8	44:09.084
15	B 1:21.391	31.256	24.937	25.198	105.0	26:07.493	30	B 1:17.206	28.334	24.211	24.661	110.6	45:26.290
6 José Maria LOPEZ ARG													
DRAGON PENSKE EV-2													
0	B 55.396			26.432	90.7	55.396	31	B 1:17.055	28.252	24.399	24.404	110.9	46:43.345
							32	B 1:17.181	28.318	24.408	24.455	110.7	48:00.526
							33	B 1:17.058	28.280	24.371	24.407	110.9	49:17.584
							34	B 1:17.102	28.218	24.517	24.367	110.8	50:34.686
							35	B 1:17.137	28.420	24.248	24.469	110.7	51:51.823
							36	B 1:17.116	28.260	24.341	24.515	110.8	53:08.939
							37	B 1:18.351	28.367	25.236	24.748	109.0	54:27.290
							38	B 1:16.941	28.348	24.168	24.425	111.0	55:44.231



FIA FORMULA E
CHAMPIONSHIP
2017-18

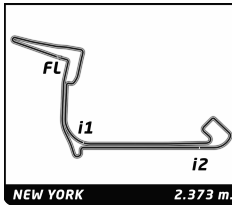


ABB FIA Formula E Championship

Round 12 - New York City ePrix

Race 2

Analysis

Official Timekeeper TAG Heuer

Lap	Time	Sector 1	Sector 2	Sector 3	Kph	Elapsed	Lap	Time	Sector 1	Sector 2	Sector 3	Kph	Elapsed
39	B 1:16.962	28.341	24.179	24.442	111.0	57:01.193	2	B 1:20.847	29.744	25.707	25.396	105.7	3:41.965
40	B 1:17.524	28.259	24.356	24.909	110.2	58:18.717	3	B 1:19.603	29.375	25.125	25.103	107.3	5:01.568
41	B 1:17.367	28.471	24.212	24.684	110.4	59:36.084	4	B 1:19.465	29.271	24.894	25.300	107.5	6:21.033
42	B 1:17.846	28.736	24.461	24.649	109.7	1:00:53.930	5	B 1:19.572	29.149	25.025	25.398	107.4	7:40.605
43	B 1:18.259	28.739	24.531	24.989	109.2	1:02:12.189	6	B 1:19.321	29.404	24.573	25.344	107.7	8:59.926
9 Sébastien BUEMI CHE Renault e.dams Renault Z.E. 17							7 B 1:26.153 28.916 24.619 32.618 99.2 10:26.079 8 B 2:46.334 55.797 53.925 56.612 51.4 13:12.413 9 B 2:46.080 55.683 53.918 56.479 51.4 15:58.493 10 B 2:46.255 55.889 53.921 56.445 51.4 18:44.748 11 B 1:43.664 51.705 25.900 26.059 82.4 20:28.412 12 B 1:19.166 29.427 24.642 25.097 107.9 21:47.578 13 B 1:17.952 28.705 24.452 24.795 109.6 23:05.530 14 B 1:17.619 28.583 24.378 24.658 110.1 24:23.149 15 B 1:17.744 28.827 24.246 24.671 109.9 25:40.893 16 B 1:17.294 28.634 24.193 24.467 110.5 26:58.187 17 B 1:18.294 29.631 24.123 24.540 109.1 28:16.481 18 B 1:17.466 28.665 24.462 24.339 110.3 29:33.947 19 B 1:17.617 28.604 24.610 24.403 110.1 30:51.564 20 B 1:17.515 28.816 24.158 24.541 110.2 32:09.079 21 B 1:17.079 28.409 24.133 24.537 110.8 33:26.158 22 B 1:18.313 28.984 24.472 24.857 109.1 34:44.471 23 A 2:00.085 B 28.760 25.662 1:05.663 71.1 36:44.556 24 A 1:25.510 34.579 25.058 25.873 99.9 38:10.066 25 A 1:19.182 29.640 24.523 25.019 107.9 39:29.248 26 A 1:17.398 28.567 24.216 24.615 110.4 40:46.646 27 A 1:17.583 28.679 24.284 24.620 110.1 42:04.229 28 A 1:18.352 29.357 24.229 24.766 109.0 43:22.581 29 A 1:20.022 28.458 24.078 27.486 106.8 44:42.603 30 A 1:17.221 28.471 24.167 24.583 110.6 45:59.824 31 A 1:18.633 29.604 24.355 24.674 108.6 47:18.457 32 A 1:17.501 28.614 24.203 24.684 110.2 48:35.958 33 A 1:17.491 28.432 24.434 24.625 110.2 49:53.449 34 A 1:20.197 28.594 26.808 24.795 106.5 51:13.646 35 A 1:17.805 28.904 24.039 24.862 109.8 52:31.451 36 A 1:17.843 28.838 24.296 24.709 109.7 53:49.294 37 A 1:17.539 28.795 24.305 24.439 110.2 55:06.833 38 A 1:17.543 28.926 24.056 24.561 110.2 56:24.376 39 A 1:17.165 28.620 24.025 24.520 110.7 57:41.541 40 A 1:19.202 28.737 25.521 24.944 107.9 59:00.743 41 A 1:22.573 29.158 24.330 29.085 103.5 1:00:23.316 42 A 1:18.106 29.172 24.236 24.698 109.4 1:01:41.422						
16 MA Qing Hua CHN NIO Formula E Team NextEV NIO Sport 003							18 André LOTTERER DEU TECHEETAH Renault Z.E. 17						
0	B 59.246			27.771	84.8	59.246	0	A 51.557			25.160	97.5	51.557
1	B 1:21.872	30.626	26.042	25.204	104.3	2:21.118	1	A 1:19.643	28.858	24.774	26.011	107.3	2:11.200
							2	A 1:18.179	28.724	24.699	24.756	109.3	3:29.379
							3	A 1:17.903	28.747	24.396	24.760	109.7	4:47.282
							4	A 1:17.568	28.508	24.364	24.696	110.1	6:04.850
							5	A 1:17.900	28.356	24.547	24.997	109.7	7:22.750
							6	A 1:18.161	28.618	24.518	25.025	109.3	8:40.911
							7	A 1:17.909	28.449	24.533	24.927	109.7	9:58.820
							8	A 2:31.577	41.495	53.556	56.526	56.4	12:30.397
							9	A 2:45.700	55.702	53.485	56.513	51.6	15:16.097
							10	A 2:45.795	55.727	53.552	56.516	51.5	18:01.892
							11	A 2:34.988 B	55.706	45.738	53.544	55.1	20:36.880
							12	A 1:18.580	29.492	24.310	24.778	108.7	21:55.460
							13	A 1:16.999	28.199	24.207	24.593	110.9	23:12.459



FIA FORMULA E
CHAMPIONSHIP
2017-18

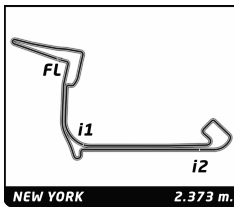


ABB FIA Formula E Championship
Round 12 - New York City ePrix
Race 2

Analysis

Official Timekeeper TAG Heuer

200KW							Personal Best		Session Best		B Crossing the finish line in pit lane		
Lap	Time	Sector 1	Sector 2	Sector 3	Kph	Elapsed	Lap	Time	Sector 1	Sector 2	Sector 3	Kph	Elapsed
14	A 1:16.821	28.088	24.164	24.569	111.2	24:29.280	25	A 1:17.344	28.531	24.218	24.595	110.5	38:39.569
15	A 1:16.787	28.056	24.297	24.434	111.3	25:46.067	26	A 1:16.989	28.417	24.079	24.493	111.0	39:56.558
16	A 1:16.715	28.129	23.991	24.595	111.4	27:02.782	27	A 1:16.582	28.321	23.894	24.367	111.6	41:13.140
17	A 1:16.446	28.196	24.015	24.235	111.7	28:19.228	28	A 1:16.741	28.372	23.904	24.465	111.3	42:29.881
18	A 1:16.488	28.121	23.969	24.398	111.7	29:35.716	29	A 1:17.287	28.419	24.440	24.428	110.5	43:47.168
19	A 1:16.821	28.190	24.067	24.564	111.2	30:52.537	30	A 1:16.776	28.394	23.937	24.445	111.3	45:03.944
20	A 1:17.709	28.478	24.272	24.959	109.9	32:10.246	31	A 1:16.762	28.391	23.907	24.464	111.3	46:20.706
21	A 1:17.232	28.441	24.034	24.757	110.6	33:27.478	32	A 1:17.049	28.501	24.082	24.466	110.9	47:37.755
22	A 1:17.784	28.552	24.364	24.868	109.8	34:45.262	33	A 1:16.810	28.349	23.932	24.529	111.2	48:54.565
23	B 1:49.300 B	28.282	24.775	56.243	78.2	36:34.562	34	A 1:17.163	28.441	24.171	24.551	110.7	50:11.728
24	B 1:18.615	29.955	23.991	24.669	108.7	37:53.177	35	A 1:16.928	28.382	24.075	24.471	111.0	51:28.656
25	B 1:15.766	27.908	23.800	24.058	112.8	39:08.943	36	A 1:17.126	28.491	24.129	24.506	110.8	52:45.782
26	B 1:15.990	27.871	23.655	24.464	112.4	40:24.933	37	A 1:17.362	28.555	24.181	24.626	110.4	54:03.144
27	B 1:16.214	28.113	23.789	24.312	112.1	41:41.147	38	A 1:17.450	28.613	24.114	24.723	110.3	55:20.594
28	B 1:16.354	28.281	23.707	24.366	111.9	42:57.501	39	A 1:17.786	28.747	24.204	24.835	109.8	56:38.380
29	B 1:16.478	27.991	23.731	24.756	111.7	44:13.979	40	A 1:17.674	28.610	24.144	24.920	110.0	57:56.054
30	B 1:16.365	28.350	23.876	24.139	111.9	45:30.344	41	A 1:17.676	28.732	24.250	24.694	110.0	59:13.730
31	B 1:16.419	28.276	23.836	24.307	111.8	46:46.763	42	A 1:17.918	28.665	24.364	24.889	109.6	1:00:31.648
32	B 1:16.282	28.142	23.835	24.305	112.0	48:03.045	43	A 1:18.587	28.958	24.428	25.201	108.7	1:01:50.235
33	B 1:16.651	28.335	24.084	24.232	111.5	49:19.696							
34	B 1:16.670	28.359	23.712	24.599	111.4	50:36.366							
35	B 1:16.429	28.251	23.857	24.321	111.8	51:52.795							
36	B 1:16.856	28.266	23.841	24.749	111.2	53:09.651							
37	B 1:16.665	28.216	23.890	24.559	111.4	54:26.316							
38	B 1:16.410	28.046	23.879	24.485	111.8	55:42.726							
39	B 1:17.002	28.147	24.034	24.821	110.9	56:59.728							
40	B 1:16.847	28.418	23.823	24.606	111.2	58:16.575							
41	B 1:17.105	28.551	24.168	24.386	110.8	59:33.680							
42	B 1:16.149	27.957	23.684	24.508	112.2	1:00:49.829							
43	B 1:17.081	27.947	23.884	25.250	110.8	1:02:06.910							

20	Mitch EVANS	NZL
Panasonic Jaguar Racing		Jaguar I-Type II
0	B 54.006	26.152 93.1 54.006
1	B 1:19.955	29.670 24.812 25.473 106.8 2:13.961
2	B 1:19.110	29.040 24.893 25.177 108.0 3:33.071
3	B 1:18.477	28.684 24.623 25.170 108.9 4:51.548
4	B 1:18.292	28.915 24.632 24.745 109.1 6:09.840
5	B 1:18.031	28.658 24.507 24.866 109.5 7:27.871
6	B 1:18.167	28.837 24.524 24.806 109.3 8:46.038
7	B 1:18.401	28.868 24.650 24.883 109.0 10:04.439
8	B 2:37.891	47.968 53.631 56.292 54.1 12:42.330
9	B 2:45.601	55.551 53.504 56.546 51.6 15:27.931
10	B 2:45.465	55.575 53.543 56.347 51.6 18:13.396
11	B 2:02.879	55.640 42.687 24.552 69.5 20:16.275
12	B 1:16.636	28.195 23.906 24.535 111.5 21:32.911
13	B 1:16.610	28.262 23.936 24.412 111.5 22:49.521
14	B 1:16.407	28.094 23.924 24.389 111.8 24:05.928
15	B 1:16.757	28.023 24.058 24.676 111.3 25:22.685
16	B 1:16.613	28.114 23.974 24.525 111.5 26:39.298
17	B 1:16.483	28.084 23.909 24.490 111.7 27:55.781
18	B 1:16.810	28.311 24.017 24.482 111.2 29:12.591
19	B 1:16.929	28.289 24.016 24.624 111.0 30:29.520
20	B 1:16.175	28.154 23.819 24.202 112.1 31:45.695
21	B 1:16.277	28.161 24.026 24.090 112.0 33:01.972
22	A 1:45.875 B	28.020 23.758 54.097 80.7 34:47.847
23	A 1:17.944	29.892 23.578 24.474 109.6 36:05.791
24	A 1:18.587	28.404 25.464 24.719 108.7 37:24.378
25	A 1:17.069	28.270 23.840 24.959 110.8 38:41.447
26	A 1:16.813	28.319 23.784 24.710 111.2 39:58.260
27	A 1:16.980	28.465 23.983 24.532 111.0 41:15.240
28	A 1:17.122	28.324 24.182 24.616 110.8 42:32.362
29	A 1:17.127	28.328 24.163 24.636 110.8 43:49.489
30	A 1:17.241	28.557 24.207 24.477 110.6 45:06.730
31	A 1:17.104	28.395 24.180 24.529 110.8 46:23.834
32	A 1:17.574	28.497 24.366 24.711 110.1 47:41.408
33	A 1:16.940	28.238 24.138 24.564 111.0 48:58.348
34	A 1:17.323	28.533 24.129 24.661 110.5 50:15.671
35	A 1:19.006	28.653 24.361 25.992 108.1 51:34.677

19	Felix ROSENQVIST	SWE
Mahindra Racing		Mahindra M4Electro
0	B 53.710	26.010 93.6 53.710
1	B 1:19.861	29.512 24.853 25.496 107.0 2:13.571
2	B 1:19.097	29.132 24.649 25.316 108.0 3:32.668
3	B 1:18.453	28.679 24.498 25.276 108.9 4:51.121
4	B 1:18.150	28.925 24.466 24.759 109.3 6:09.271
5	B 1:17.927	28.613 24.292 25.022 109.6 7:27.198
6	B 1:18.379	28.693 24.665 25.021 109.0 8:45.577
7	B 1:18.307	28.752 24.672 24.883 109.1 10:03.884
8	B 2:37.379	46.963 54.024 56.392 54.3 12:41.263
9	B 2:45.731	55.654 53.734 56.343 51.5 15:26.994
10	B 2:45.727	55.762 53.618 56.347 51.5 18:12.721
11	B 2:04.670	55.708 44.048 24.914 68.5 20:17.391
12	B 1:16.392	28.270 23.879 24.243 111.8 21:33.783
13	B 1:16.379	28.173 23.840 24.366 111.8 22:50.162
14	B 1:16.379	28.168 23.973 24.238 111.8 24:06.541
15	B 1:16.712	28.106 23.800 24.806 111.4 25:23.253
16	B 1:16.400	28.194 23.819 24.387 111.8 26:39.653
17	B 1:16.465	28.241 23.854 24.370 111.7 27:56.118
18	B 1:16.844	28.537 23.985 24.322 111.2 29:12.962
19	B 1:17.068	28.749 23.920 24.399 110.8 30:30.030
20	B 1:16.251	28.426 23.818 24.007 112.0 31:46.281
21	B 1:17.024	28.252 23.833 24.939 110.9 33:03.305
22	A 1:43.842 B	28.180 23.886 51.776 82.3 34:47.147
23	A 1:17.870	29.218 23.842 24.810 109.7 36:05.017
24	A 1:17.208	28.172 23.920 25.116 110.6 37:22.225





FIA FORMULA E CHAMPIONSHIP 2017-18

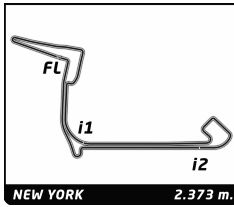


ABB FIA Formula E Championship Round 12 - New York City ePrix Race 2

Analysis

Official Timekeeper TAGHeuer

Table with 7 columns: Lap, Time, Sector 1, Sector 2, Sector 3, Kph, Elapsed. Rows 36-43.

Table for driver 23 Nick Heidfeld. Includes driver name, team (Mahindra Racing), car (Mahindra M4Electro), and lap data (0-43).

Legend: 200KW, Personal Best, Session Best, Crossing the finish line in pit lane

Table for driver 25 Jean-Eric Vergne. Includes driver name, team (TECHEETAH), car (Renault Z.E. 17), and lap data (0-43).

Table for driver 27 Stéphane Sarrazin. Includes driver name, team (Andretti Formula E), car (Andretti ATEC-03), and lap data (0-6).



FIA FORMULA E CHAMPIONSHIP 2017-18

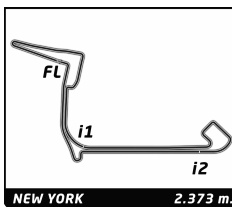


ABB FIA Formula E Championship Round 12 - New York City ePrix Race 2

Analysis

Official Timekeeper TAGHeuer

Lap	Time	Sector 1	Sector 2	Sector 3	Kph	Elapsed	Lap	Time	Sector 1	Sector 2	Sector 3	Kph	Elapsed					
7	A 1:19.204	29.101	24.954	25.149	107.9	10:09.692	18	A 1:17.408	28.769	24.141	24.498	110.4	29:21.972					
8	A 2:40.220	49.934	53.857	56.429	53.3	12:49.912	19	A 1:46.391	28.335	24.104	53.952	80.3	31:08.363					
9	A 2:46.593	55.781	54.304	56.508	51.3	15:36.505	20	A 1:20.100	30.351	24.416	25.333	106.7	32:28.463					
10	A 2:46.508	55.766	54.125	56.617	51.3	18:23.013	21	A 1:16.918	28.454	24.048	24.416	111.1	33:45.381					
11	A 1:57.087	55.676	36.586	24.825	73.0	20:20.100	22	B 1:56.399	28.428	24.391	1:03.580	73.4	35:41.780					
12	A 1:17.312	28.481	24.490	24.341	110.5	21:37.412	23	B 1:19.490	30.359	24.551	24.580	107.5	37:01.270					
13	A 1:17.386	28.466	24.428	24.492	110.4	22:54.798	24	B 1:17.351	28.416	24.284	24.651	110.4	38:18.621					
14	A 1:17.257	28.535	24.395	24.327	110.6	24:12.055	25	B 1:17.319	28.376	24.218	24.725	110.5	39:35.940					
15	A 1:17.349	28.471	24.311	24.567	110.4	25:29.404	26	B 1:17.325	28.457	24.198	24.670	110.5	40:53.265					
16	A 1:18.255	28.417	24.509	25.329	109.2	26:47.659	27	B 1:17.967	28.635	24.452	24.880	109.6	42:11.232					
17	A 1:17.604	28.607	24.574	24.423	110.1	28:05.263	28	B 1:17.800	28.418	24.365	25.017	109.8	43:29.032					
18	A 1:17.612	28.810	24.537	24.265	110.1	29:22.875	29	B 1:18.119	28.611	24.329	25.179	109.4	44:47.151					
19	A 1:17.069	28.292	24.300	24.477	110.8	30:39.944	30	B 1:18.608	28.779	24.611	25.218	108.7	46:05.759					
20	A 1:17.438	28.456	24.306	24.676	110.3	31:57.382	31	B 1:18.471	28.927	24.349	25.195	108.9	47:24.230					
21	A 1:17.099	28.294	24.338	24.467	110.8	33:14.481	32	B 1:18.556	28.722	24.863	24.971	108.7	48:42.786					
22	A 1:17.604	28.584	24.392	24.628	110.1	34:32.085	33	B 1:20.455	28.738	24.837	26.880	106.2	50:03.241					
23	B 1:47.026	28.605	24.663	53.758	79.8	36:19.111	34	B 1:20.890	29.545	24.397	26.948	105.6	51:24.131					
24	B 1:20.151	30.098	24.918	25.135	106.6	37:39.262	35	B 1:18.511	29.139	24.535	24.837	108.8	52:42.642					
25	B 1:17.165	28.479	24.167	24.519	110.7	38:56.427	36	B 1:18.408	28.968	24.582	24.858	109.0	54:01.050					
26	B 1:17.670	28.307	24.274	25.089	110.0	40:14.097	37	B 1:18.416	28.910	24.468	25.038	108.9	55:19.466					
27	B 1:17.648	28.555	24.289	24.804	110.0	41:31.745	38	B 1:20.917	28.780	24.374	27.763	105.6	56:40.383					
28	B 1:17.374	28.431	24.240	24.703	110.4	42:49.119	39	B 1:18.463	29.008	25.039	24.416	108.9	57:58.846					
29	B 1:17.199	28.333	24.247	24.619	110.7	44:06.318	40	B 1:17.013	28.472	24.095	24.446	110.9	59:15.859					
30	B 1:17.210	28.492	24.223	24.495	110.6	45:23.528	<div style="border: 1px solid black; padding: 5px; display: inline-block;"> 36 Alex LYNN GBR DS Virgin Racing DS Virgin DSV-03 </div>						0	A 1:30.987	B	58.827	55.2	1:30.987
31	B 1:17.125	28.360	24.256	24.509	110.8	46:40.653							1	A 1:22.934	31.654	25.545	25.735	103.0
32	B 1:17.042	28.321	24.157	24.564	110.9	47:57.695	2	A 1:20.892	29.576	25.554	25.762	105.6	4:14.813					
33	B 1:17.651	28.439	24.665	24.547	110.0	49:15.346	3	A 1:19.295	29.003	25.017	25.275	107.7	5:34.108					
34	B 1:17.050	28.330	24.149	24.571	110.9	50:32.396	4	A 1:19.137	28.965	24.958	25.214	107.9	6:53.245					
35	B 1:17.163	28.542	24.119	24.502	110.7	51:49.559	5	A 1:19.262	28.960	25.027	25.275	107.8	8:12.507					
36	B 1:17.335	28.467	24.360	24.508	110.5	53:06.894	6	A 1:19.653	29.069	25.034	25.550	107.3	9:32.160					
37	B 1:17.222	28.350	24.121	24.751	110.6	54:24.116	7	A 1:59.469	29.022	33.815	56.632	71.5	11:31.629					
38	B 1:17.640	28.938	24.110	24.592	110.0	55:41.756	8	A 2:47.015	56.026	54.272	56.717	51.1	14:18.644					
39	B 1:17.527	28.579	24.135	24.813	110.2	56:59.283	9	A 2:47.147	56.159	54.241	56.747	51.1	17:05.791					
40	B 1:18.244	28.620	24.956	24.668	109.2	58:17.527	10	A 2:37.062	56.016	54.263	46.783	54.4	19:42.853					
41	B 1:17.476	28.580	24.229	24.667	110.3	59:35.003	11	A 1:19.248	29.499	24.771	24.978	107.8	21:02.101					
42	B 1:18.409	29.401	24.349	24.659	109.0	1:00:53.412	12	A 1:18.079	28.747	24.501	24.831	109.4	22:20.180					
43	B 1:19.271	28.835	24.516	25.920	107.8	1:02:12.683	13	A 1:18.125	28.863	24.569	24.693	109.3	23:38.305					
<div style="border: 1px solid black; padding: 5px; display: inline-block;"> 28 Antonio Felix DA COSTA PRT Andretti Formula E Andretti ATEC-03 </div>							14	A 1:17.796	28.616	24.418	24.762	109.8	24:56.101					
0	A 57.842			26.738	86.9	57.842	15	A 1:17.854	28.801	24.410	24.643	109.7	26:13.955					
1	A 1:21.140	30.542	25.558	25.040	105.3	2:18.982	16	A 1:17.838	28.792	24.345	24.701	109.8	27:31.793					
2	A 1:19.102	29.210	24.909	24.983	108.0	3:38.084	17	A 1:17.967	28.851	24.434	24.682	109.6	28:49.760					
3	A 1:18.802	28.897	24.892	25.013	108.4	4:56.886	18	A 1:17.896	28.704	24.442	24.750	109.7	30:07.656					
4	A 1:18.678	28.881	24.957	24.840	108.6	6:15.564	19	A 1:17.735	28.673	24.498	24.564	109.9	31:25.391					
5	A 1:19.653	29.089	24.991	25.573	107.3	7:35.217	20	A 1:17.580	28.654	24.273	24.653	110.1	32:42.971					
6	A 1:18.951	29.559	24.562	24.830	108.2	8:54.168	21	A 1:18.025	28.902	24.262	24.861	109.5	34:00.996					
7	A 1:19.054	28.935	25.074	25.045	108.1	10:13.222	22	A 1:18.187	28.739	24.425	25.023	109.3	35:19.183					
8	A 2:42.796	52.956	53.534	56.306	52.5	12:56.018	23	A 1:18.168	28.830	24.305	25.033	109.3	36:37.351					
9	A 2:45.103	55.457	53.391	56.255	51.7	15:41.121	24	B 1:48.445	29.121	24.326	54.998	78.8	38:25.796					
10	A 2:45.143	55.543	53.354	56.246	51.7	18:26.264	25	B 1:20.407	31.301	24.144	24.962	106.2	39:46.203					
11	A 1:54.671	55.473	34.540	24.658	74.5	20:20.935	26	B 1:17.755	28.567	24.083	25.105	109.9	41:03.958					
12	A 1:17.826	28.986	24.466	24.374	109.8	21:38.761	27	B 1:24.288	35.027	24.333	24.928	101.4	42:28.246					
13	A 1:17.089	28.429	24.108	24.552	110.8	22:55.850	28	B 1:17.300	28.426	24.319	24.555	110.5	43:45.546					
14	A 1:17.170	28.821	24.005	24.344	110.7	24:13.020	29	B 1:17.112	28.540	24.018	24.554	110.8	45:02.658					
15	A 1:16.971	28.536	24.083	24.352	111.0	25:29.991	30	B 1:16.985	28.440	24.071	24.474	111.0	46:19.643					
16	A 1:17.132	28.442	24.372	24.318	110.8	26:47.123	31	B 1:16.951	28.418	24.070	24.463	111.0	47:36.594					
17	A 1:17.441	28.527	24.339	24.575	110.3	28:04.564												



FIA FORMULA E
CHAMPIONSHIP
2017-18

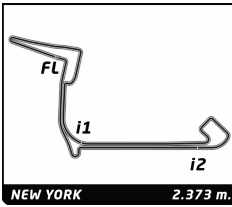


ABB FIA Formula E Championship

Round 12 - New York City ePrix

Race 2

Analysis

Official Timekeeper TAG Heuer

■ 200KW ■ Personal Best ■ Session Best ■ Crossing the finish line in pit lane

Lap	Time	Sector 1	Sector 2	Sector 3	Kph	Elapsed	Lap	Time	Sector 1	Sector 2	Sector 3	Kph	Elapsed
32	B 1:19.116	28.583	23.954	26.579	108.0	48:55.710							
33	B 1:17.578	28.959	24.195	24.424	110.1	50:13.288							
34	B 1:17.147	28.598	23.958	24.591	110.7	51:30.435							
35	B 1:17.198	28.746	23.915	24.537	110.7	52:47.633							
36	B 1:17.301	28.608	24.262	24.431	110.5	54:04.934							
37	B 1:17.017	28.597	23.941	24.479	110.9	55:21.951							
38	B 1:17.488	28.737	23.939	24.812	110.2	56:39.439							
39	B 1:17.842	29.023	24.117	24.702	109.7	57:57.281							
40	B 1:17.852	28.874	24.228	24.750	109.7	59:15.133							
41	B 1:17.797	28.754	24.048	24.995	109.8	1:00:32.930							
42	B 1:20.133	29.771	24.527	25.835	106.6	1:01:53.063							

66 Daniel ABT		Audi Sport ABT Schaeffler		Audi e-tron FE04		DEU	
0	B 53.363			25.854	94.2	53.363	
1	B 1:19.503	29.132	24.510	25.861	107.5	2:12.866	
2	B 1:18.278	29.133	24.269	24.876	109.1	3:31.144	
3	B 1:17.970	28.741	24.451	24.778	109.6	4:49.114	
4	B 1:17.860	28.665	24.455	24.740	109.7	6:06.974	
5	B 1:17.923	28.710	24.482	24.731	109.6	7:24.897	
6	B 1:18.489	28.886	24.910	24.693	108.8	8:43.386	
7	B 1:18.094	28.844	24.603	24.647	109.4	10:01.480	
8	B 2:33.649	43.322	53.838	56.489	55.6	12:35.129	
9	B 2:46.758	55.958	54.204	56.596	51.2	15:21.887	
10	B 2:47.352	55.794	54.359	57.199	51.0	18:09.239	
11	B 2:05.294	55.949	44.402	24.943	68.2	20:14.533	
12	B 1:16.953	28.559	23.922	24.472	111.0	21:31.486	
13	B 1:16.148	28.323	23.893	23.932	112.2	22:47.634	
14	B 1:15.749	28.072	23.676	24.001	112.8	24:03.383	
15	B 1:15.552	28.016	23.691	23.845	113.1	25:18.935	
16	B 1:15.792	28.174	23.851	23.767	112.7	26:34.727	
17	B 1:15.689	28.080	23.609	24.000	112.9	27:50.416	
18	B 1:16.110	28.072	23.771	24.267	112.2	29:06.526	
19	B 1:16.926	28.355	24.310	24.261	111.1	30:23.452	
20	B 1:15.952	28.179	23.751	24.022	112.5	31:39.404	
21	B 1:17.100	28.201	24.811	24.088	110.8	32:56.504	
22	A 1:45.044 B	28.305	23.892	52.847	81.3	34:41.548	
23	A 1:18.656	30.252	24.346	24.058	108.6	36:00.204	
24	A 1:17.684	28.965	24.060	24.659	110.0	37:17.888	
25	A 1:16.597	28.393	23.855	24.349	111.5	38:34.485	
26	A 1:17.548	28.258	23.709	25.581	110.2	39:52.033	
27	A 1:16.527	28.357	23.824	24.346	111.6	41:08.560	
28	A 1:16.338	28.203	23.804	24.331	111.9	42:24.898	
29	A 1:17.015	28.525	23.949	24.541	110.9	43:41.913	
30	A 1:16.740	28.365	23.969	24.406	111.3	44:58.653	
31	A 1:16.811	28.442	23.953	24.416	111.2	46:15.464	
32	A 1:16.808	28.387	24.048	24.373	111.2	47:32.272	
33	A 1:17.065	28.679	23.945	24.441	110.9	48:49.337	
34	A 1:16.842	28.393	24.048	24.401	111.2	50:06.179	
35	A 1:16.695	28.324	23.879	24.492	111.4	51:22.874	
36	A 1:16.864	28.484	23.974	24.406	111.1	52:39.738	
37	A 1:16.930	28.440	23.959	24.531	111.0	53:56.668	
38	A 1:16.937	28.498	23.982	24.457	111.0	55:13.605	
39	A 1:17.065	28.459	24.098	24.508	110.9	56:30.670	
40	A 1:16.703	28.429	23.808	24.466	111.4	57:47.373	
41	A 1:17.112	28.464	24.149	24.499	110.8	59:04.485	
42	A 1:17.234	28.345	23.920	24.969	110.6	1:00:21.719	
43	A 1:17.657	28.535	24.299	24.823	110.0	1:01:39.376	

68 Luca FILIPPI		NIO Formula E Team		NextEV NIO Sport 003		ITA	
0	A 58.189			27.496	86.4	58.189	
1	A 1:21.473	30.879	25.418	25.176	104.9	2:19.662	
2	A 1:19.406	29.578	24.695	25.133	107.6	3:39.068	
3	A 1:19.002	28.943	24.709	25.350	108.1	4:58.070	
4	A 1:19.143	29.257	24.622	25.264	107.9	6:17.213	
5	A 1:19.175	29.044	24.757	25.374	107.9	7:36.388	
6	A 1:19.261	29.617	24.745	24.899	107.8	8:55.649	
7	A 1:47.124	28.971	24.114	54.039	79.7	10:42.773	