

ABB FIA Formula E Championship

Valencia Testing

Test session 1

Analysis

Official Timekeeper TAGHeuer

250KW 225KW Personal Best Session Best B Crossing the finish line in pit lane

Lap	Time	Sector 1	Sector 2	Sector 3	Kph	Elapsed	Lap	Time	Sector 1	Sector 2	Sector 3	Kph	Elapsed
2	Sam Bird						GBR						
Envision Virgin Racing							Audi e-tron FE05						
1	1:42.286	40.694	29.257	32.335	108.9	1:42.286	24	1:28.736	32.261	27.065	29.410	125.5	2:34:26.557
2	1:38.412 B	33.279	26.609	38.524	113.2	3:20.698	25	1:28.392	32.333	26.530	29.529	126.0	2:35:54.949
3	23:28.485	...	30.219	32.644	7.9	26:49.183	26	1:25.892	30.461	26.171	29.260	129.7	2:37:20.841
4	1:35.421	32.882	30.916	31.623	116.7	28:24.604	27	1:25.858	30.799	26.216	28.843	129.7	2:38:46.699
5	1:21.125	28.534	25.004	27.587	137.3	29:45.729	28	1:25.432	30.344	26.146	28.942	130.4	2:40:12.131
6	1:20.927	28.279	24.998	27.650	137.6	31:06.656	29	1:25.353	30.133	26.182	29.038	130.5	2:41:37.484
7	1:54.279	44.435	34.662	35.182	97.5	33:00.935	30	1:25.599	30.247	26.326	29.026	130.1	2:43:03.083
8	1:20.887	28.217	24.911	27.759	137.7	34:21.822	31	1:25.451	30.530	26.148	28.773	130.3	2:44:28.534
9	1:48.780	39.760	36.453	32.567	102.4	36:10.602	32	1:25.803	30.780	26.221	28.802	129.8	2:45:54.337
10	1:29.609 B	28.336	27.358	33.915	124.3	37:40.211	33	1:25.340	30.372	26.184	28.784	130.5	2:47:19.677
11	32:56.699	...	28.487	31.511	5.6	1:10:36.910	34	1:26.414	30.546	26.565	29.303	128.9	2:48:46.091
12	1:38.048	32.743	31.852	33.453	113.6	1:12:14.958	35	1:25.277	30.241	26.330	28.706	130.6	2:50:11.368
13	1:20.714	27.963	24.891	27.860	138.0	1:13:35.672	36	1:24.934	30.197	26.137	28.600	131.1	2:51:36.302
14	1:44.405	38.898	34.267	31.240	106.7	1:15:20.077	37	1:26.047	30.228	26.139	29.680	129.4	2:53:02.349
15	1:28.090	28.045	29.310	30.735	126.4	1:16:48.167	38	1:25.165	30.161	26.180	28.824	130.8	2:54:27.514
16	1:30.700 B	29.464	26.710	34.526	122.8	1:18:18.867	39	1:25.654	30.296	26.889	28.469	130.0	2:55:53.168
17	45:42.036 B	...	30.471	39.902	4.1	2:04:00.903	40	1:23.768	29.663	26.010	28.095	133.0	2:57:16.936
18	6:06.242	5:04.037	30.016	32.189	30.4	2:10:07.145	41	1:22.710	29.080	25.697	27.933	134.7	2:58:39.646
19	1:34.968	35.159	29.234	30.575	117.3	2:11:42.113	42	1:22.875	29.089	25.779	28.007	134.4	3:00:02.521
20	1:18.732	27.337	24.433	26.962	141.5	2:13:00.845							
21	1:35.826 B	35.080	26.917	33.829	116.2	2:14:36.671							
22	36:15.395	...	30.039	30.410	5.1	2:50:52.066							
23	1:46.945	27.777	33.951	45.217	104.2	2:52:39.011							
24	1:30.798	29.705	29.474	31.619	122.7	2:54:09.809							
25	1:20.632	28.176	24.889	27.567	138.1	2:55:30.441							
26	1:54.221	40.364	34.944	38.913	97.5	2:57:24.662							
27	1:20.851	28.242	24.897	27.712	137.8	2:58:45.513							
28	1:54.538 B	36.277	32.072	46.189	97.2	3:00:40.051							
3	Nelson Piquet						BRA						
Panasonic Jaguar Racing							Jaguar I-Type III						
1	2:48.527 B	1:29.333	34.139	45.055	66.1	2:48.527	1	1:44.884	40.301	30.081	34.502	106.2	1:44.884
2	13:52.560	...	33.847	32.584	13.4	16:41.087	2	1:43.448 B	34.445	26.682	42.321	107.7	3:28.332
3	1:28.121	31.506	27.638	28.977	126.4	18:09.208	3	23:26.358	...	27.723	30.805	7.9	26:54.690
4	1:24.926	30.468	26.239	28.219	131.2	19:34.134	4	1:34.063	32.330	26.678	35.055	118.4	28:28.753
5	1:23.541	29.685	25.729	28.127	133.3	20:57.675	5	1:22.317	29.124	25.233	27.960	135.3	29:51.070
6	1:22.952	29.269	25.727	27.956	134.3	22:20.627	6	1:21.053	28.197	25.269	27.587	137.4	31:12.123
7	1:22.766	29.192	25.527	28.047	134.6	23:43.393	7	1:25.717	37.254	28.733	29.730	116.4	32:47.840
8	1:22.545	28.970	25.586	27.989	134.9	25:05.938	8	1:22.460	29.307	25.469	27.684	135.1	34:10.300
9	1:22.098	28.930	25.474	27.694	135.7	26:28.036	9	1:38.304	36.770	30.553	30.981	113.3	35:48.604
10	1:21.803	28.601	25.386	27.816	136.2	27:49.839	10	1:21.794	28.510	25.585	27.699	136.2	37:10.398
11	1:37.700	34.174	32.411	31.115	114.0	29:27.539	11	1:40.817 B	31.943	27.643	41.231	110.5	38:51.215
12	1:21.629	28.478	25.337	27.814	136.5	30:49.168	12	31:40.392	...	26.337	29.829	5.9	1:10:31.607
13	1:36.711 B	33.847	26.593	36.271	115.2	32:25.879	13	1:27.138	30.917	26.905	29.316	127.8	1:11:58.745
14	47:34.807	...	26.953	28.957	1.7	2:20:00.686	14	1:21.492	28.557	25.045	27.890	136.7	1:13:20.237
15	1:25.901	31.382	25.849	28.670	129.7	2:21:26.587	15	1:42.520	32.694	35.847	33.979	108.6	1:15:02.757
16	1:25.948	30.224	26.426	29.298	129.6	2:22:52.535	16	1:20.873	28.196	25.024	27.653	137.7	1:16:23.630
17	1:26.598	31.042	26.369	29.187	128.6	2:24:19.133	17	1:49.020 B	33.344	33.963	41.713	102.2	1:18:12.650
18	1:25.986	30.598	26.335	29.053	129.5	2:25:45.119	18	43:49.791	...	27.810	30.221	4.2	2:02:02.441
19	1:26.503	30.479	26.511	29.513	128.8	2:27:11.622	19	1:32.025	32.148	30.082	29.795	121.0	2:03:34.466
20	1:26.185	30.751	26.266	29.168	129.2	2:28:37.807	20	1:19.275	27.785	24.535	26.955	140.5	2:04:53.741
21	1:26.260	30.723	26.382	29.155	129.1	2:30:04.067	21	1:57.472	39.089	38.697	39.686	94.8	2:06:51.213
22	1:26.305	30.809	26.359	29.137	129.1	2:31:30.372	22	1:37.361 B	27.939	28.823	40.599	114.4	2:08:28.574
23	1:27.449	31.446	26.448	29.555	127.4	2:32:57.821	23	44:46.410	...	34.102	33.353	4.1	2:53:14.984
							24	1:19.594	28.021	24.799	26.774	139.9	2:54:34.578
							25	1:45.029	39.734	35.977	29.318	106.1	2:56:19.607
							26	1:19.812	27.855	24.616	27.341	139.6	2:57:39.419
							27	1:55.981 B	35.649	37.618	42.714	96.0	2:59:35.400
5	Stoffel Vandoorne						BEL						
HWA RACELAB							Venturi VFE05						
1	2:52.467 B	1:25.611	34.710	52.146	64.6	2:52.467	1	2:52.467 B	1:25.611	34.710	52.146	64.6	2:52.467
2	19:58.501	...	29.368	32.421	9.3	22:50.968	2	19:58.501	...	29.368	32.421	9.3	22:50.968
3	1:34.733	35.525	27.826	31.382	117.6	24:25.701	3	1:34.733	35.525	27.826	31.382	117.6	24:25.701
4	1:37.178 B	33.045	27.501	36.632	114.6	26:02.879	4	1:37.178 B	33.045	27.501	36.632	114.6	26:02.879
5	:59:58.853	...	27.024	28.047	1.5	2:26:01.732	5	:59:58.853	...	27.024	28.047	1.5	2:26:01.732



FIA FORMULA E CHAMPIONSHIP 2018-19




ABB FIA Formula E Championship

Valencia Testing

Test session 1

Analysis

Official Timekeeper TAGHeuer

■ 250KW ■ 225KW ■ Personal Best ■ Session Best ■ B Crossing the finish line in pit lane

Lap	Time	Sector 1	Sector 2	Sector 3	Kph	Elapsed	Lap	Time	Sector 1	Sector 2	Sector 3	Kph	Elapsed
6	1:22.908	29.960	25.297	27.651	134.3	2:27:24.640	9	1:28.897	28.528	29.190	31.179	125.3	1:40:37.001
7	1:51.808	42.257	31.834	37.717	99.6	2:29:16.448	10	1:20.434	28.065	24.952	27.417	138.5	1:41:57.435
8	1:21.511	28.552	25.252	27.707	136.6	2:30:37.959	11	1:28.635 B	28.873	25.361	34.401	125.7	1:43:26.070
9	1:43.838	41.914	31.049	30.875	107.3	2:32:21.797	12	21:55.558	...	34.269	34.601	8.5	2:05:21.628
10	1:21.023	28.415	25.075	27.533	137.5	2:33:42.820	13	1:19.781	27.734	24.764	27.283	139.6	2:06:41.409
11	1:46.520	43.557	32.425	30.538	104.6	2:35:29.340	14	1:48.328	37.846	34.272	36.210	102.8	2:08:29.737
12	1:22.808	28.220	25.145	29.443	134.5	2:36:52.148	15	1:19.964	27.953	24.804	27.207	139.3	2:09:49.701
13	1:29.520 B	28.538	25.372	35.610	124.4	2:38:21.668	16	1:35.429 B	31.723	27.600	36.106	116.7	2:11:25.130


6	Max Gunther	DEU					
	GEOX DRAGON	Penske EV-3					
	1	3:42.048	2:37.260	31.712	33.076	50.2	3:42.048
	2	1:32.242	35.645	26.950	29.647	120.8	5:14.290

7	Jose Maria Lopez	ARG					
	GEOX DRAGON	Penske EV-3					
	1	2:50.332	1:37.887	37.349	35.096	65.4	2:50.332
	2	1:41.015 B	35.939	28.797	36.279	110.3	4:31.347
	3	17:52.612	...	31.195	29.423	10.4	22:23.959
	4	1:27.600	33.768	25.702	28.130	127.2	23:51.559
	5	1:34.648 B	30.280	26.861	37.507	117.7	25:26.207
	6	38:50.264	...	29.122	30.478	4.8	1:04:16.471
	7	1:33.332	28.378	25.167	39.787	119.3	1:05:49.803
	8	1:33.542	32.734	29.853	30.955	119.1	1:07:23.345
	9	1:21.179	28.140	25.205	27.834	137.2	1:08:44.524
	10	1:41.341	37.748	33.590	30.003	109.9	1:10:25.865
	11	1:21.077	28.289	25.082	27.706	137.4	1:11:46.942
	12	1:50.373	39.595	33.187	37.591	100.9	1:13:37.315
13	1:33.305	35.863	27.986	29.456	119.4	1:15:10.620	
14	1:20.631	27.972	25.030	27.629	138.1	1:16:31.251	
15	1:36.080 B	33.682	25.116	37.282	115.9	1:18:07.331	
16	50:08.080	...	28.255	28.949	3.7	2:08:15.411	
17	1:24.397	29.751	25.851	28.795	132.0	2:09:39.808	
18	1:24.346	29.898	25.793	28.655	132.1	2:11:04.154	
19	1:25.379	30.379	26.124	28.876	130.5	2:12:29.533	
20	1:37.703 B	32.030	26.852	38.821	114.0	2:14:07.236	
21	13:38.233	...	26.226	28.805	13.6	2:27:45.469	
22	1:24.580	30.012	25.888	28.680	131.7	2:29:10.049	
23	1:24.103	29.605	25.692	28.806	132.4	2:30:34.152	
24	1:24.291	29.898	25.618	28.775	132.1	2:31:58.443	
25	1:25.611	30.324	26.226	29.061	130.1	2:33:24.054	
26	1:25.123	30.136	25.809	29.178	130.9	2:34:49.177	
27	1:24.994	30.170	25.738	29.086	131.0	2:36:14.171	
28	1:32.487 B	32.122	25.203	35.162	120.4	2:37:46.658	
29	23:27.194	...	27.333	28.373	7.9	3:01:13.852	

8	Tom Dillmann	FRA					
	NIO Formula E Team	NIO Sport 004					
	1	4:18.380 B	3:07.407	29.237	41.736	43.1	4:18.380
	2	24:53.908	...	27.936	32.654	7.5	29:12.288
	3	1:23.349	30.105	25.345	27.899	133.6	30:35.637
	4	1:21.427	28.744	25.167	27.516	136.8	31:57.064
	5	1:20.657	28.207	24.922	27.528	138.1	33:17.721
	6	1:28.376 B	28.757	25.396	34.223	126.0	34:46.097
	7	:03:01.967	...	29.703	30.514	2.9	1:37:48.064
8	1:20.040	28.168	24.894	26.978	139.2	1:39:08.104	

11	Lucas Di Grassi	BRA					
	Audi Sport Abt Schaeffler	Audi e-tron FE05					
	1	3:34.825 B	2:19.744	33.707	41.374	51.8	3:34.825
	2	7:26.848	6:24.546	29.964	32.338	24.9	11:01.673
	3	1:34.779	35.713	27.694	31.372	117.5	12:36.452
	4	1:30.774	32.923	27.186	30.665	122.7	14:07.226
	5	1:34.145 B	32.232	26.981	34.932	118.3	15:41.371
	6	11:42.573	...	25.377	28.626	15.9	27:23.944
	7	1:22.356	29.292	25.550	27.514	135.2	28:46.300
	8	1:39.136	35.144	32.093	31.899	112.4	30:25.436
	9	1:21.054	28.252	25.253	27.549	137.4	31:46.490
	10	1:37.303 B	34.608	30.101	32.594	114.5	33:23.793
	11	16:35.335	...	28.427	31.234	11.2	49:59.128
	12	1:20.482	27.912	25.038	27.532	138.4	51:19.610
13	1:41.863	36.511	31.779	33.573	109.3	53:01.473	
14	1:20.584	27.952	24.912	27.720	138.2	54:22.057	
15	1:31.105 B	32.641	25.241	33.223	122.3	55:53.162	
16	17:31.733	...	31.043	34.893	10.6	1:13:24.895	
17	1:20.003	27.670	24.901	27.432	139.2	1:14:44.898	
18	1:34.307 B	34.775	27.030	32.502	118.1	1:16:19.205	
19	21:54.663	...	30.473	33.943	8.5	1:38:13.868	
20	1:29.705	27.966	30.229	31.510	124.2	1:39:43.573	
21	1:19.791	27.638	24.853	27.300	139.6	1:41:03.364	
22	1:32.708 B	31.809	28.225	32.674	120.1	1:42:36.072	
23	21:06.035	...	30.102	35.809	8.8	2:03:42.107	
24	1:26.022	29.226	28.521	28.275	129.5	2:05:08.129	
25	1:27.002 B	27.742	26.380	32.880	128.0	2:06:35.131	
26	8:06.400	7:07.610	27.047	31.743	22.9	2:14:41.531	
27	1:19.894	27.821	24.813	27.260	139.4	2:16:01.425	
28	1:45.092	31.657	40.123	33.312	106.0	2:17:46.517	
29	1:32.120 B	30.774	27.831	33.515	120.9	2:19:18.637	
30	20:38.628	...	31.135	35.203	9.0	2:39:57.265	
31	1:17.874	26.957	24.384	26.533	143.0	2:41:15.139	
32	1:33.365 B	30.289	27.848	35.228	119.3	2:42:48.504	
33	4:36.047	3:39.501	26.144	30.402	40.3	2:47:24.551	
34	1:20.240	27.030	24.546	28.664	138.8	2:48:44.791	
35	1:34.943 B	28.523	30.887	35.533	117.3	2:50:19.734	
36	6:24.255	5:26.050	27.244	30.961	29.0	2:56:43.989	
37	1:17.739	26.813	24.283	26.643	143.3	2:58:01.728	
38	1:29.560 B	29.189	26.923	33.448	124.4	2:59:31.288	

16	Oliver Turvey	GBR
	NIO Formula E Team	NIO Sport 004


ABB FIA Formula E Championship
Valencia Testing
Test session 1
Analysis

Official Timekeeper

Lap	Time	Sector 1	Sector 2	Sector 3	Kph	Elapsed	Lap	Time	Sector 1	Sector 2	Sector 3	Kph	Elapsed
1	13:24.030 B	...	32.773	42.436	13.9	13:24.030	27	1:43.445	38.115	33.429	31.901	107.7	2:12:25.469
2	30:08.174	...	32.105	33.433	6.2	43:32.204	28	1:19.909	28.129	24.695	27.085	139.4	2:13:45.378
3	1:31.669	35.634	26.778	29.257	121.5	45:03.873	29	1:44.076	36.547	35.154	32.375	107.0	2:15:29.454
4	1:25.307	31.718	25.598	27.991	130.6	46:29.180	30	1:38.811	35.449	30.536	32.826	112.7	2:17:08.265
5	1:23.303	30.072	25.420	27.811	133.7	47:52.483	31	1:19.431	27.785	24.567	27.079	140.2	2:18:27.696
6	1:22.621	29.566	25.297	27.758	134.8	49:15.104	32	1:35.404 B	34.299	27.142	33.963	116.7	2:20:03.100
7	1:21.818	29.061	25.260	27.497	136.1	50:36.922	33	27:28.665	...	32.112	33.703	6.8	2:47:31.765
8	1:32.077 B	28.648	24.997	38.432	121.0	52:08.999	34	1:19.140	28.030	24.457	26.653	140.7	2:48:50.905
9	55:08.846 B	...	42.319	1:20.567	3.4	1:47:17.845	35	1:45.449	37.074	34.895	33.480	105.6	2:50:36.354
10	12:16.964	...	28.056	30.682	15.1	1:59:34.809	36	1:40.081	34.498	30.962	34.621	111.3	2:52:16.435
11	1:22.388	29.495	25.199	27.694	135.2	2:00:57.197	37	1:36.817	30.122	32.972	33.723	115.0	2:53:53.252
12	1:21.536	28.748	25.149	27.639	136.6	2:02:18.733	38	1:41.085	38.283	32.434	30.368	110.2	2:55:34.337
13	1:29.794	29.866	29.210	30.718	124.0	2:03:48.527	39	1:31.919 B	27.852	24.613	39.454	121.2	2:57:06.256
14	1:20.865	28.533	24.992	27.340	137.7	2:05:09.392	20 Mitch Evans NZL						
15	1:37.484	31.486	30.401	35.597	114.3	2:06:46.876	Panasonic Jaguar Racing Jaguar I-Type III						
16	1:38.817	30.213	32.849	35.755	112.7	2:08:25.693	1	:59:27.564 B	...	34.932	42.003	1.6	1:59:27.564
17	1:20.960	28.680	24.983	27.297	137.6	2:09:46.653	2	10:44.395	9:39.263	33.005	32.127	17.3	2:10:11.959
18	1:35.306 B	32.530	26.002	36.774	116.9	2:11:21.959	3	1:22.299	28.950	25.450	27.899	135.3	2:11:34.258
17 Gary Paffett GBR							HWA RACELAB Venturi VFE05						
1	8:42.235	7:36.441	31.330	34.464	21.3	8:42.235	4	1:38.684	37.169	30.907	30.608	112.9	2:13:12.942
2	1:47.502 B	37.642	28.547	41.313	103.6	10:29.737	5	1:21.297	28.296	25.255	27.746	137.0	2:14:34.239
3	:28:30.698	...	26.516	29.389	2.1	1:39:00.435	6	1:37.285	31.495	31.641	34.149	114.5	2:16:11.524
4	1:23.395	29.711	25.326	28.358	133.6	1:40:23.830	7	1:19.746	27.764	24.800	27.182	139.7	2:17:31.270
5	1:23.270	29.725	25.176	28.369	133.8	1:41:47.100	8	1:38.977 B	34.052	27.887	37.038	112.5	2:19:10.247
6	1:22.879	28.955	25.480	28.444	134.4	1:43:09.979	9	32:58.913	...	35.932	31.566	5.6	2:52:09.160
7	1:22.083	28.689	25.247	28.147	135.7	1:44:32.062	10	1:21.521	28.662	25.201	27.658	136.6	2:53:30.681
19 Felipe Massa BRA							Venturi Formula E Team Venturi VFE05						
1	3:05.039	2:01.692	30.423	32.924	60.2	3:05.039	11	1:39.590	34.929	31.944	32.717	111.8	2:55:10.271
2	1:41.579 B	34.183	27.768	39.628	109.7	4:46.618	12	1:45.346	37.104	33.353	34.889	105.7	2:56:55.617
3	15:15.536	...	25.846	28.397	12.2	20:02.154	13	1:39.213	29.732	35.729	33.752	112.3	2:58:34.830
4	1:24.695	30.870	25.647	28.178	131.5	21:26.849	14	1:18.747	27.409	24.651	26.687	141.4	2:59:53.577
5	1:24.756	30.520	25.596	28.640	131.4	22:51.605	15	1:25.205	29.969	26.704	28.532	130.7	3:01:18.782
6	1:27.895	33.617	25.341	28.937	126.7	24:19.500	23 Sebastien Buemi CHE						
7	1:24.591	30.398	25.738	28.455	131.7	25:44.091	Nissan e.dams Nissan IM01						
8	1:23.382	29.946	25.356	28.080	133.6	27:07.473	1	5:43.552 B	4:18.336	35.772	49.444	32.4	5:43.552
9	1:23.085	29.942	25.355	27.788	134.1	28:30.558	2	43:56.636	...	31.723	34.802	4.2	49:40.188
10	1:22.763	29.639	25.286	27.838	134.6	29:53.321	3	1:44.736 B	37.006	29.034	38.696	106.3	51:24.924
11	1:21.701	28.769	25.244	27.688	136.3	31:15.022	4	28:52.521	...	29.006	31.623	6.4	1:20:17.445
12	1:34.764 B	30.738	26.818	37.208	117.5	32:49.786	5	1:37.506	34.676	31.028	31.802	114.2	1:21:54.951
13	18:42.572	...	25.478	30.485	9.9	51:32.358	6	1:44.051 B	33.973	30.414	39.664	107.0	1:23:39.002
14	1:20.633	28.528	24.659	27.446	138.1	52:52.991	7	51:18.929	...	29.453	30.411	3.6	2:14:57.931
15	1:36.564	32.171	30.451	33.942	115.3	54:29.555	8	1:22.270	29.187	25.387	27.696	135.4	2:16:20.201
16	1:19.784	27.998	24.725	27.061	139.6	55:49.339	9	1:39.628	35.817	33.422	30.389	111.8	2:17:59.829
17	1:44.508	36.252	32.114	36.142	106.6	57:33.847	10	1:21.581	28.280	25.443	27.858	136.5	2:19:21.410
18	1:31.904	31.619	28.507	31.778	121.2	59:05.751	11	1:39.461	34.776	32.433	32.252	112.0	2:21:00.871
19	1:19.743	28.096	24.600	27.047	139.7	1:00:25.494	12	1:21.235	28.175	25.326	27.734	137.1	2:22:22.106
20	1:45.180	36.734	33.159	35.287	105.9	1:02:10.674	13	1:44.290 B	33.684	32.880	37.726	106.8	2:24:06.396
21	1:40.281	30.504	31.850	37.927	111.1	1:03:50.955	14	17:25.585	...	29.672	29.644	10.7	2:41:31.981
22	1:28.992 B	29.153	25.389	34.450	125.2	1:05:19.947	15	1:20.790	28.119	25.071	27.600	137.9	2:42:52.771
23	:00:34.764	...	31.029	33.386	3.1	2:05:54.711	16	1:39.799 B	31.721	30.603	37.475	111.6	2:44:32.570
24	1:20.273	28.301	24.581	27.391	138.8	2:07:14.984	17	6:57.757	5:55.947	32.212	29.598	26.7	2:51:30.327
25	1:45.772	37.491	33.783	34.498	105.3	2:09:00.756	18	1:18.902	27.314	24.672	26.916	141.2	2:52:49.229
26	1:41.268	34.985	32.777	33.506	110.0	2:10:42.024	19	1:53.020	35.578	41.231	36.211	98.6	2:54:42.249
							20	1:18.912	27.299	24.568	27.045	141.1	2:56:01.161
							21	1:43.423 B	36.188	30.403	36.832	107.7	2:57:44.584




ABB FIA Formula E Championship

Valencia Testing

Test session 1

Analysis

Official Timekeeper TAGHeuer

■ 250KW
 ■ 225KW
 ■ Personal Best
 ■ Session Best
 ■ B Crossing the finish line in pit lane

Lap	Time	Sector 1	Sector 2	Sector 3	Kph	Elapsed	Lap	Time	Sector 1	Sector 2	Sector 3	Kph	Elapsed
12	1:22.881	28.869	25.681	28.331	134.4	54:33.077	34	1:23.944	29.760	25.538	28.646	132.7	2:47:34.697
13	1:50.946 B	33.299	34.814	42.833	100.4	56:24.023	35	1:23.480	29.496	25.598	28.386	133.4	2:48:58.177
14	:02:42.913	...	27.291	31.783	3.0	1:59:06.936	36	1:23.293	29.425	25.616	28.252	133.7	2:50:21.470
15	1:21.685	28.728	25.344	27.613	136.4	2:00:28.621	37	1:23.316	29.432	25.514	28.370	133.7	2:51:44.786
16	1:48.449	37.855	37.870	32.724	102.7	2:02:17.070	38	1:24.003	29.746	25.806	28.451	132.6	2:53:08.789
17	1:21.457	28.062	25.235	28.160	136.7	2:03:38.527	39	1:23.358	29.582	25.611	28.165	133.6	2:54:32.147
18	1:44.658 B	31.378	33.636	39.644	106.4	2:05:23.185	40	1:23.260	29.382	25.552	28.326	133.8	2:55:55.407
19	27:51.812	...	26.224	30.801	6.7	2:33:14.997	41	1:23.401	29.579	25.576	28.246	133.6	2:57:18.808
20	1:20.400	28.127	24.882	27.391	138.5	2:34:35.397	42	1:23.191	29.539	25.426	28.226	133.9	2:58:41.999
21	1:53.840	39.158	43.576	31.106	97.8	2:36:29.237	43	1:38.763 B	29.473	27.216	42.074	112.8	3:00:20.762
22	1:20.549	28.225	24.907	27.417	138.3	2:37:49.786							
23	1:54.024 B	39.038	35.035	39.951	97.7	2:39:43.810							
24	4:54.966	4:00.720	25.693	28.553	37.8	2:44:38.776							
25	1:18.941	27.325	24.654	26.962	141.1	2:45:57.717							
26	1:51.339	40.755	40.504	30.080	100.0	2:47:49.056							
27	1:18.305	27.044	24.435	26.826	142.2	2:49:07.361							
28	1:59.397 B	37.447	36.278	45.672	93.3	2:51:06.758							
29	3:11.548	2:12.369	28.423	30.756	58.1	2:54:18.306							
30	1:27.137	27.516	25.426	34.195	127.8	2:55:45.443							
31	1:46.820	39.952	36.598	30.270	104.3	2:57:32.263							
32	1:18.227	27.150	24.456	26.621	142.4	2:58:50.490							
33	1:54.784 B	35.757	35.028	43.999	97.0	3:00:45.274							

48	Edoardo Mortara	CHE
Venturi Formula E Team		Venturi VFE05
1	12:45.361	...
2	1:33.857	35.122
3	1:36.510 B	32.487
4	34:08.371	...
5	1:21.485	28.962
6	1:31.788 B	28.325
7	20:43.763	...
8	1:24.005	29.907
9	1:23.618	29.586
10	1:23.352	29.673
11	1:23.140	29.491
12	1:23.663	29.968
13	1:33.224	31.668
14	1:23.746	29.426
15	1:23.399	29.406
16	1:36.154 B	31.406
17	14:46.362	...
18	1:21.129	28.642
19	1:42.317	36.070
20	2:06.013 B	28.276
21	41:48.989	...
22	1:19.219	28.025
23	2:00.751	37.546
24	1:25.054	33.980
25	1:50.285	40.434
26	1:23.526	29.287
27	1:23.420	29.434
28	1:23.475	29.493
29	1:23.843	29.832
30	1:23.717	29.826
31	1:23.379	29.286
32	1:30.690	34.357
33	1:23.148	29.372

64	Jerome d'Ambrosio	BEL
MAHINDRA RACING		Mahindra M5Electro
1	11:25.714 B	...
2	33:06.497	...
3	1:34.411 B	32.317
4	25:32.397	...
5	1:21.113	28.790
6	1:51.555	42.855
7	1:19.535	27.669
8	1:32.773 B	32.657
9	13:23.700	...
10	1:21.625	28.498
11	1:46.886	41.216
12	1:20.958	28.233
13	1:33.981 B	32.666
14	42:39.012	...
15	1:19.578	27.722
16	1:22.838	29.715
17	1:21.504	28.516
18	1:21.162	28.235
19	1:21.211	28.434
20	1:21.718	28.054
21	1:30.930 B	30.638
22	17:43.945	...
23	1:19.858	27.665
24	1:25.208	30.214
25	1:24.331	29.875
26	1:24.537	30.211
27	1:25.243	30.280
28	1:25.246	30.268
29	1:24.707	30.067
30	1:31.937 B	32.392

66	Daniel Abt	DEU
Audi Sport Abt Schaeffler		Audi e-tron FE05
1	4:26.273	3:15.203
2	1:45.962	39.089
3	1:39.802 B	34.480
4	6:50.008	5:43.963
5	1:36.354	34.922
6	1:37.374 B	33.039
7	6:40.159	5:32.778
8	1:22.779	29.525
9	1:21.493	28.625
10	1:28.476 B	28.746
11	15:53.541	...



FIA FORMULA E
CHAMPIONSHIP
2018-19




ABB FIA Formula E Championship

Valencia Testing

Test session 1

Analysis

Official Timekeeper TAGHeuer

250KW 225KW Personal Best Session Best **B** Crossing the finish line in pit lane

Lap	Time	Sector 1	Sector 2	Sector 3	Kph	Elapsed	Lap	Time	Sector 1	Sector 2	Sector 3	Kph	Elapsed
12	1:21.169	28.419	25.234	27.516	137.2	46:03.390							
13	1:40.163	28.439	34.792	36.932	111.2	47:43.553							
14	1:21.017	28.178	25.225	27.614	137.5	49:04.570							
15	1:31.699 B	32.133	25.732	33.834	121.5	50:36.269							
16	16:56.787	...	37.753	36.454	11.0	1:07:33.056							
17	1:20.708	28.289	24.956	27.463	138.0	1:08:53.764							
18	1:51.819	36.520	36.034	39.265	99.6	1:10:45.583							
19	1:24.956	28.165	25.123	31.668	131.1	1:12:10.539							
20	1:27.891 B	28.196	25.137	34.558	126.7	1:13:38.430							
21	30:39.598	...	31.085	35.296	6.1	1:44:18.028							
22	2:15.023 B	36.035	31.857	1:07.131	82.5	1:46:33.051							
23	12:26.780	...	31.870	30.173	14.9	1:58:59.831							
24	1:20.462	27.993	24.960	27.509	138.4	2:00:20.293							
25	1:49.596	38.074	34.378	37.144	101.6	2:02:09.889							
26	1:27.663 B	27.871	25.294	34.498	127.1	2:03:37.552							
27	11:10.294	...	30.651	30.819	16.6	2:14:47.846							
28	1:20.389	27.908	24.953	27.528	138.6	2:16:08.235							
29	1:20.371	27.866	25.057	27.448	138.6	2:17:28.606							
30	1:33.998 B	34.699	26.550	32.749	118.5	2:19:02.604							
31	8:19.014	7:18.793	30.872	29.349	22.3	2:27:21.618							
32	1:20.004	27.744	24.897	27.363	139.2	2:28:41.622							
33	1:32.053 B	31.397	27.715	32.941	121.0	2:30:13.675							
34	6:30.343	5:25.016	33.030	32.297	28.5	2:36:44.018							
35	1:35.347	31.624	33.545	30.178	116.8	2:38:19.365							
36	1:18.513	27.234	24.521	26.758	141.9	2:39:37.878							
37	1:31.474 B	30.806	27.718	32.950	121.8	2:41:09.352							
38	17:15.964	...	28.674	29.566	10.8	2:58:25.316							
39	1:33.192	27.169	33.424	32.599	119.5	2:59:58.508							
40	1:18.527	27.102	24.589	26.836	141.8	3:01:17.035							

94	Pascal Wehrlein	DEU				
	MAHINDRA RACING	Mahindra M5Electro				
1	:29:39.774 B	...	29.686	37.891	2.1	1:29:39.774
2	37:58.784 B	...	27.601	41.719	4.9	2:07:38.558
3	12:35.042	...	26.206	28.375	14.8	2:20:13.600
4	1:23.305	30.516	25.263	27.526	133.7	2:21:36.905
5	1:28.119 B	29.245	25.289	33.585	126.4	2:23:05.024
6	11:57.450	...	38.375	33.400	15.5	2:35:02.474
7	1:20.915	28.833	24.815	27.267	137.7	2:36:23.389
8	1:27.688 B	29.089	25.878	32.721	127.0	2:37:51.077