

ABB FIA Formula E Championship

Valencia Testing

Test session 2

Analysis

Official Timekeeper TAGHeuer

| Lap | Time | Sector 1 | Sector 2 | Sector 3 | Kph | Elapsed | Lap | Time | Sector 1 | Sector 2 | Sector 3 | Kph | Elapsed | | |
|------------------------|-----------------------------|----------|----------|----------|--------|------------------|-------------|----------|----------|----------|----------|--------|-------------|-------------|-------------|
| 2 | Sam Bird GBR | | | | | | | | | | | | | | |
| Envision Virgin Racing | | | | | | Audi e-tron FE05 | | | | | | | | | |
| 1 | 36:03.126 | ... | 31.076 | 32.411 | 5.1 | 36:03.126 | 31 | 1:25.941 | 30.538 | 26.305 | 29.098 | 129.6 | 2:32:05.697 | | |
| 2 | 1:18.838 | ■ | 27.342 | 24.680 | 26.816 | 141.3 | 37:21.964 | 32 | 1:25.710 | 30.212 | 26.265 | 29.233 | 130.0 | 2:33:31.407 | |
| 3 | 1:53.051 | ■ | 38.876 | 37.975 | 36.200 | 98.5 | 39:15.015 | 33 | 1:25.685 | 30.661 | 26.081 | 28.943 | 130.0 | 2:34:57.092 | |
| 4 | 1:19.162 | ■ | 27.513 | 24.603 | 27.046 | 140.7 | 40:34.177 | 34 | 1:27.744 | 32.749 | 26.325 | 28.670 | 126.9 | 2:36:24.836 | |
| 5 | 1:37.731 | B | 34.731 | 26.930 | 36.070 | 114.0 | 42:11.908 | 35 | 1:26.864 | ■ | 31.892 | 26.481 | 28.491 | 128.2 | 2:37:51.700 |
| 6 | 23:52.357 | ■ | ... | 31.412 | 30.901 | 7.8 | 1:06:04.265 | 36 | 1:25.806 | 30.500 | 26.319 | 28.987 | 129.8 | 2:39:17.506 | |
| 7 | 1:18.854 | ■ | 27.443 | 24.546 | 26.865 | 141.3 | 1:07:23.119 | 37 | 1:25.567 | 30.492 | 26.187 | 28.888 | 130.2 | 2:40:43.073 | |
| 8 | 1:36.840 | B | 34.783 | 27.409 | 34.648 | 115.0 | 1:08:59.959 | 38 | 1:25.137 | 30.293 | 26.186 | 28.658 | 130.8 | 2:42:08.210 | |
| 9 | 29:39.861 | ... | 32.507 | 33.113 | 6.3 | 1:38:39.820 | 39 | 1:23.889 | 29.813 | 25.786 | 28.290 | 132.8 | 2:43:32.099 | | |
| 10 | 1:20.770 | 28.167 | 24.910 | 27.693 | 137.9 | 1:40:00.590 | 40 | 1:23.618 | 29.604 | 25.831 | 28.183 | 133.2 | 2:44:55.717 | | |
| 11 | 1:50.488 | 39.024 | 36.417 | 35.047 | 100.8 | 1:41:51.078 | 41 | 1:24.016 | 29.720 | 25.866 | 28.430 | 132.6 | 2:46:19.733 | | |
| 12 | 1:20.551 | 28.089 | 24.886 | 27.576 | 138.3 | 1:43:11.629 | 42 | 1:23.873 | 29.619 | 25.954 | 28.300 | 132.8 | 2:47:43.606 | | |
| 13 | 1:32.462 | B | 32.758 | 27.341 | 32.363 | 120.5 | 1:44:44.091 | 43 | 1:23.702 | 29.585 | 25.771 | 28.346 | 133.1 | 2:49:07.308 | |
| 14 | 44:52.739 | ... | 29.529 | 31.307 | 4.1 | 2:29:36.830 | 44 | 1:23.682 | 29.625 | 25.788 | 28.269 | 133.1 | 2:50:30.990 | | |
| 15 | 2:08.779 | B | 29.455 | 47.385 | 51.939 | 86.5 | 2:31:45.609 | 45 | 1:23.410 | 29.466 | 25.837 | 28.107 | 133.5 | 2:51:54.400 | |
| 16 | 14:04.559 | ... | 28.616 | 31.256 | 13.2 | 2:45:50.168 | 46 | 1:24.085 | 29.688 | 26.200 | 28.197 | 132.5 | 2:53:18.485 | | |
| 17 | 1:20.036 | 27.988 | 24.697 | 27.351 | 139.2 | 2:47:10.204 | 47 | 1:23.286 | 29.301 | 25.783 | 28.202 | 133.7 | 2:54:41.771 | | |
| 18 | 1:30.265 | B | 30.673 | 25.222 | 34.370 | 123.4 | 2:48:40.469 | 48 | 1:24.209 | 29.597 | 25.979 | 28.633 | 132.3 | 2:56:05.980 | |
| 19 | 6:23.167 | ■ | 5:21.426 | 29.586 | 32.155 | 29.1 | 2:55:03.636 | 49 | 1:23.655 | 29.510 | 25.935 | 28.210 | 133.1 | 2:57:29.635 | |
| 20 | 1:18.456 | ■ | 27.410 | 24.250 | 26.796 | 142.0 | 2:56:22.092 | 50 | 1:24.085 | ■ | 29.153 | 26.140 | 28.792 | 132.5 | 2:58:53.720 |
| 21 | 1:28.464 | B | 30.501 | 25.351 | 32.612 | 125.9 | 2:57:50.556 | 51 | 1:38.642 | B | 31.509 | 26.055 | 41.078 | 112.9 | 3:00:32.362 |
| 4 | Robin Frijns NLD | | | | | | | | | | | | | | |
| Envision Virgin Racing | | | | | | Audi e-tron FE05 | | | | | | | | | |
| 1 | 35:05.867 | ... | 28.823 | 31.745 | 5.3 | 35:05.867 | 1 | 2:35.697 | 1:20.503 | 36.319 | 38.875 | 71.5 | 2:35.697 | | |
| 2 | 1:19.570 | ■ | 27.713 | 24.941 | 26.916 | 140.0 | 36:25.437 | 2 | 1:53.489 | B | 38.505 | 33.550 | 41.434 | 98.1 | 4:29.186 |
| 3 | 1:50.842 | ■ | 38.497 | 40.267 | 32.078 | 100.5 | 38:16.279 | 3 | 7:22.248 | 6:10.220 | 35.848 | 36.180 | 25.2 | 11:51.434 | |
| 4 | 1:20.093 | ■ | 28.263 | 24.743 | 27.087 | 139.1 | 39:36.372 | 4 | 1:20.806 | 28.190 | 25.087 | 27.529 | 137.8 | 13:12.240 | |
| 5 | 1:42.572 | B | 32.656 | 30.703 | 39.213 | 108.6 | 41:18.944 | 5 | 1:52.506 | 42.243 | 37.474 | 32.789 | 99.0 | 15:04.746 | |
| 6 | 39:10.943 | ... | 31.233 | 33.667 | 4.7 | 1:20:29.887 | 6 | 1:20.821 | 28.230 | 25.026 | 27.565 | 137.8 | 16:25.567 | | |
| 7 | 1:32.614 | ■ | 32.604 | 28.079 | 31.931 | 120.3 | 1:22:02.501 | 7 | 2:19.603 | 41.692 | 58.772 | 39.139 | 79.8 | 18:45.170 | |
| 8 | 1:21.524 | 28.818 | 25.181 | 27.525 | 136.6 | 1:23:24.025 | 8 | 1:20.788 | 28.086 | 25.034 | 27.668 | 137.9 | 20:05.958 | | |
| 9 | 1:29.607 | 32.005 | 28.144 | 29.458 | 124.3 | 1:24:53.632 | 9 | 1:59.153 | 43.816 | 41.735 | 33.602 | 93.5 | 22:05.111 | | |
| 10 | 1:22.526 | 28.678 | 25.683 | 28.165 | 135.0 | 1:26:16.158 | 10 | 1:20.912 | 28.222 | 24.929 | 27.761 | 137.7 | 23:26.023 | | |
| 11 | 1:49.151 | B | 36.603 | 32.700 | 39.848 | 102.0 | 1:28:05.309 | | | | | | | | |
| 12 | 32:14.054 | ... | 29.914 | 34.679 | 5.8 | 2:00:19.363 | | | | | | | | | |
| 13 | 1:18.976 | ■ | 27.723 | 24.446 | 26.807 | 141.0 | 2:01:38.339 | | | | | | | | |
| 14 | 1:48.877 | B | 33.221 | 31.131 | 44.525 | 102.3 | 2:03:27.216 | | | | | | | | |
| 15 | 49:15.970 | ... | 30.600 | 32.751 | 3.8 | 2:52:43.186 | | | | | | | | | |
| 16 | 1:18.690 | ■ | 27.437 | 24.417 | 26.836 | 141.5 | 2:54:01.876 | | | | | | | | |
| 17 | 1:52.718 | ■ | 30.549 | 32.465 | 49.704 | 98.8 | 2:55:54.594 | | | | | | | | |
| 18 | 1:22.052 | 29.194 | 25.144 | 27.714 | 135.7 | 2:57:16.646 | | | | | | | | | |
| 19 | 1:44.475 | 30.634 | 36.957 | 36.884 | 106.6 | 2:59:01.121 | | | | | | | | | |
| 20 | 1:21.251 | 28.260 | 25.307 | 27.684 | 137.1 | 3:00:22.372 | | | | | | | | | |
| 7 | Jose Maria Lopez ARG | | | | | | | | | | | | | | |
| GEOX DRAGON | | | | | | Penske EV-3 | | | | | | | | | |
| 1 | 2:35.697 | 1:20.503 | 36.319 | 38.875 | 71.5 | 2:35.697 | | | | | | | | | |
| 2 | 1:53.489 | B | 38.505 | 33.550 | 41.434 | 98.1 | 4:29.186 | | | | | | | | |
| 3 | 7:22.248 | 6:10.220 | 35.848 | 36.180 | 25.2 | 11:51.434 | | | | | | | | | |
| 4 | 1:20.806 | 28.190 | 25.087 | 27.529 | 137.8 | 13:12.240 | | | | | | | | | |
| 5 | 1:52.506 | 42.243 | 37.474 | 32.789 | 99.0 | 15:04.746 | | | | | | | | | |
| 6 | 1:20.821 | 28.230 | 25.026 | 27.565 | 137.8 | 16:25.567 | | | | | | | | | |
| 7 | 2:19.603 | 41.692 | 58.772 | 39.139 | 79.8 | 18:45.170 | | | | | | | | | |
| 8 | 1:20.788 | 28.086 | 25.034 | 27.668 | 137.9 | 20:05.958 | | | | | | | | | |
| 9 | 1:59.153 | 43.816 | 41.735 | 33.602 | 93.5 | 22:05.111 | | | | | | | | | |
| 10 | 1:20.912 | 28.222 | 24.929 | 27.761 | 137.7 | 23:26.023 | | | | | | | | | |




ABB FIA Formula E Championship

Valencia Testing

Test session 2

Analysis

Official Timekeeper

| Lap | Time | Sector 1 | Sector 2 | Sector 3 | Kph | Elapsed | Lap | Time | Sector 1 | Sector 2 | Sector 3 | Kph | Elapsed |
|---|------------|----------|----------|----------|-------|-------------|---|------------|----------|----------|----------|-----------|-------------|
| 11 | 2:07.727 | 42.075 | 41.968 | 43.684 | 87.2 | 25:33.750 | 33 | 1:21.885 | 28.477 | 26.076 | 27.332 | 136.0 | 2:03:25.254 |
| 12 | 1:21.608 | 28.835 | 25.064 | 27.709 | 136.5 | 26:55.358 | 34 | 2:53.751 B | 28.704 | 1:04.554 | 1:20.493 | 64.1 | 2:06:19.005 |
| 13 | 2:39.222 | 34.704 | 1:03.035 | 1:01.483 | 70.0 | 29:34.580 | 35 | 10:36.210 | 9:35.386 | 28.099 | 32.725 | 17.5 | 2:16:55.215 |
| 14 | 2:10.625 | 49.438 | 45.748 | 35.439 | 85.3 | 31:45.205 | 36 | 1:35.058 | 32.769 | 32.034 | 30.255 | 117.2 | 2:18:30.273 |
| 15 | 1:20.746 | 28.121 | 24.996 | 27.629 | 137.9 | 33:05.951 | 37 | 1:18.790 | 27.559 | 24.356 | 26.875 | 141.4 | 2:19:49.063 |
| 16 | 1:48.253 B | 34.069 | 32.656 | 41.528 | 102.9 | 34:54.204 | 38 | 1:44.343 | 35.421 | 36.147 | 32.775 | 106.7 | 2:21:33.406 |
| 17 | 54:52.420 | ... | 41.759 | 45.788 | 3.4 | 1:29:46.624 | 39 | 1:19.467 | 27.696 | 24.650 | 27.121 | 140.2 | 2:22:52.873 |
| 18 | 1:58.663 | 46.984 | 36.707 | 34.972 | 93.9 | 1:31:45.287 | 40 | 1:47.154 B | 29.696 | 31.823 | 45.635 | 103.9 | 2:24:40.027 |
| 19 | 1:20.302 | 28.087 | 24.673 | 27.542 | 138.7 | 1:33:05.589 | 41 | 30:36.349 | ... | 28.685 | 31.943 | 6.1 | 2:55:16.376 |
| 20 | 1:59.054 B | 35.970 | 30.488 | 52.596 | 93.6 | 1:35:04.643 | 42 | 1:31.527 | 31.702 | 28.328 | 31.497 | 121.7 | 2:56:47.903 |
| 21 | 10:22.946 | 9:08.265 | 38.978 | 35.703 | 17.9 | 1:45:27.589 | 43 | 1:18.504 | 27.530 | 24.207 | 26.767 | 141.9 | 2:58:06.407 |
| 22 | 3:51.305 B | 50.427 | 1:20.635 | 1:40.243 | 48.2 | 1:49:18.894 | 44 | 1:29.553 | 29.384 | 30.562 | 29.607 | 124.4 | 2:59:35.960 |
| 23 | 10:32.919 | 9:29.418 | 30.446 | 33.055 | 17.6 | 1:59:51.813 | 45 | 1:31.259 B | 28.046 | 24.761 | 38.452 | 122.1 | 3:01:07.219 |
| 24 | 1:18.524 | 27.386 | 24.527 | 26.611 | 141.8 | 2:01:10.337 | 11 Lucas Di Grassi BRA Audi Sport Abt Schaeffler Audi e-tron FE05 | | | | | | |
| 25 | 1:31.441 B | 32.306 | 25.778 | 33.357 | 121.8 | 2:02:41.778 | 1 | 7:57.892 | 7:01.530 | 27.244 | 29.118 | 23.3 | 7:57.892 |
| 26 | 11:21.633 | ... | 33.234 | 32.425 | 16.3 | 2:14:03.411 | 2 | 1:24.688 | 29.626 | 25.620 | 29.442 | 131.5 | 9:22.580 |
| 27 | 1:29.552 B | 27.155 | 24.378 | 38.019 | 124.4 | 2:15:32.963 | 3 | 1:23.436 | 29.118 | 25.742 | 28.576 | 133.5 | 10:46.016 |
| 28 | 14:28.886 | ... | 37.901 | 35.370 | 12.8 | 2:30:01.849 | 4 | 1:23.005 | 29.221 | 25.528 | 28.256 | 134.2 | 12:09.021 |
| 29 | 1:18.306 | 27.124 | 24.335 | 26.847 | 142.2 | 2:31:20.155 | 5 | 1:22.032 | 28.720 | 25.365 | 27.947 | 135.8 | 13:31.053 |
| 30 | 1:45.769 B | 32.422 | 32.882 | 40.465 | 105.3 | 2:33:05.924 | 6 | 1:23.002 | 29.285 | 25.635 | 28.082 | 134.2 | 14:54.055 |
| 31 | 24:50.798 | ... | 42.727 | 42.373 | 7.5 | 2:57:56.722 | 7 | 1:22.574 | 28.914 | 25.632 | 28.028 | 134.9 | 16:16.629 |
| 32 | 1:18.154 | 26.976 | 24.377 | 26.801 | 142.5 | 2:59:14.876 | 8 | 1:23.068 | 29.099 | 25.576 | 28.393 | 134.1 | 17:39.697 |
| 33 | 1:34.351 B | 33.326 | 26.310 | 34.715 | 118.1 | 3:00:49.227 | 9 | 1:23.374 | 29.396 | 25.984 | 27.994 | 133.6 | 19:03.071 |
| 8 Tom Dillmann FRA NIO Formula E Team NIO Sport 004 | | | | | | 10 | 1:28.364 B | 29.372 | 25.599 | 33.393 | 126.1 | 20:31.435 | |
| 1 | 15:24.242 | ... | 25.732 | 28.028 | 12.1 | 15:24.242 | 11 | 16:28.473 | ... | 30.435 | 30.750 | 11.3 | 36:59.908 |
| 2 | 1:23.480 | 29.529 | 25.677 | 28.274 | 133.4 | 16:47.722 | 12 | 1:18.664 | 27.250 | 24.606 | 26.808 | 141.6 | 38:18.572 |
| 3 | 1:23.954 | 29.709 | 25.500 | 28.745 | 132.7 | 18:11.676 | 13 | 1:32.412 B | 32.173 | 26.886 | 33.353 | 120.5 | 39:50.984 |
| 4 | 1:23.610 | 29.630 | 25.596 | 28.384 | 133.2 | 19:35.286 | 14 | 17:46.873 | ... | 29.733 | 34.997 | 10.4 | 57:37.857 |
| 5 | 1:24.042 | 30.125 | 25.664 | 28.253 | 132.5 | 20:59.328 | 15 | 1:18.659 | 27.321 | 24.553 | 26.785 | 141.6 | 58:56.516 |
| 6 | 1:23.408 | 29.468 | 25.594 | 28.346 | 133.5 | 22:22.736 | 16 | 1:28.197 B | 29.888 | 26.764 | 31.545 | 126.3 | 1:00:24.713 |
| 7 | 1:22.873 | 29.317 | 25.485 | 28.071 | 134.4 | 23:45.609 | 17 | 34:22.893 | ... | 25.821 | 28.402 | 5.4 | 1:34:47.606 |
| 8 | 1:23.915 | 30.176 | 25.737 | 28.002 | 132.7 | 25:09.524 | 18 | 1:22.528 | 29.191 | 25.173 | 28.164 | 135.0 | 1:36:10.134 |
| 9 | 1:22.936 | 29.512 | 25.365 | 28.059 | 134.3 | 26:32.460 | 19 | 1:22.055 | 28.909 | 25.155 | 27.991 | 135.7 | 1:37:32.189 |
| 10 | 1:23.157 | 29.697 | 25.401 | 28.059 | 133.9 | 27:55.617 | 20 | 1:21.343 | 28.438 | 25.351 | 27.554 | 136.9 | 1:38:53.532 |
| 11 | 1:22.893 | 29.388 | 25.417 | 28.088 | 134.4 | 29:18.510 | 21 | 1:21.944 | 28.981 | 25.315 | 27.648 | 135.9 | 1:40:15.476 |
| 12 | 1:23.231 | 29.433 | 25.686 | 28.112 | 133.8 | 30:41.741 | 22 | 1:23.055 | 29.193 | 25.885 | 27.977 | 134.1 | 1:41:38.531 |
| 13 | 1:23.076 | 29.589 | 25.420 | 28.067 | 134.1 | 32:04.817 | 23 | 1:22.376 | 28.925 | 25.334 | 28.117 | 135.2 | 1:43:00.907 |
| 14 | 1:23.190 | 29.622 | 25.586 | 27.982 | 133.9 | 33:28.007 | 24 | 1:22.369 | 29.085 | 25.233 | 28.051 | 135.2 | 1:44:23.276 |
| 15 | 1:23.853 | 29.775 | 25.522 | 28.556 | 132.8 | 34:51.860 | 25 | 1:30.515 B | 30.037 | 26.721 | 33.757 | 123.1 | 1:45:53.791 |
| 16 | 1:23.895 | 29.810 | 25.710 | 28.375 | 132.8 | 36:15.755 | 26 | 14:39.317 | ... | 27.696 | 31.073 | 12.7 | 2:00:33.108 |
| 17 | 1:23.849 | 29.757 | 25.783 | 28.309 | 132.8 | 37:39.604 | 27 | 1:21.204 | 27.354 | 24.658 | 29.192 | 137.2 | 2:01:54.312 |
| 18 | 1:23.514 | 29.563 | 25.552 | 28.399 | 133.4 | 39:03.118 | 28 | 1:19.215 | 27.410 | 24.756 | 27.049 | 140.6 | 2:03:13.527 |
| 19 | 1:23.604 | 29.493 | 25.535 | 28.576 | 133.2 | 40:26.722 | 29 | 1:31.064 B | 30.674 | 26.101 | 34.289 | 122.3 | 2:04:44.591 |
| 20 | 1:23.360 | 29.473 | 25.441 | 28.446 | 133.6 | 41:50.082 | 30 | 12:53.691 | ... | 26.980 | 30.284 | 14.4 | 2:17:38.282 |
| 21 | 1:23.566 | 29.682 | 25.461 | 28.423 | 133.3 | 43:13.648 | 31 | 1:25.631 | 28.414 | 28.459 | 28.758 | 130.1 | 2:19:03.913 |
| 22 | 1:23.911 | 29.824 | 25.563 | 28.524 | 132.7 | 44:37.559 | 32 | 1:39.969 | 33.922 | 33.138 | 32.909 | 111.4 | 2:20:43.882 |
| 23 | 1:23.603 | 29.627 | 25.463 | 28.513 | 133.2 | 46:01.162 | 33 | 1:19.322 | 27.520 | 24.618 | 27.184 | 140.4 | 2:22:03.204 |
| 24 | 1:23.559 | 29.545 | 25.523 | 28.491 | 133.3 | 47:24.721 | 34 | 1:28.486 B | 26.796 | 26.512 | 35.178 | 125.9 | 2:23:31.690 |
| 25 | 1:23.711 | 29.681 | 25.581 | 28.449 | 133.1 | 48:48.432 | 35 | 21:47.670 | ... | 26.546 | 32.314 | 8.5 | 2:45:19.360 |
| 26 | 1:23.340 | 29.514 | 25.546 | 28.280 | 133.7 | 50:11.772 | 36 | 1:17.962 | 27.038 | 24.281 | 26.643 | 142.9 | 2:46:37.322 |
| 27 | 1:23.378 | 29.675 | 25.450 | 28.253 | 133.6 | 51:35.150 | 37 | 1:36.533 B | 32.852 | 28.235 | 35.446 | 115.4 | 2:48:13.855 |
| 28 | 1:23.560 | 29.575 | 25.680 | 28.305 | 133.3 | 52:58.710 | 38 | 9:39.708 | 8:29.127 | 35.568 | 35.013 | 19.2 | 2:57:53.563 |
| 29 | 2:31.881 B | 29.503 | 41.732 | 1:20.646 | 73.3 | 55:30.591 | 39 | 1:17.732 | 26.915 | 24.268 | 26.549 | 143.3 | 2:59:11.295 |
| 30 | :03:53.034 | ... | 30.354 | 32.502 | 2.9 | 1:59:23.625 | 40 | 1:29.621 B | 29.955 | 24.956 | 34.710 | 124.3 | 3:00:40.916 |
| 31 | 1:19.550 | 28.177 | 24.526 | 26.847 | 140.0 | 2:00:43.175 | | | | | | | |
| 32 | 1:20.194 | 28.296 | 24.649 | 27.249 | 138.9 | 2:02:03.369 | | | | | | | |




ABB FIA Formula E Championship

Valencia Testing

Test session 2

Analysis

Official Timekeeper

■ 250KW ▣ 225KW ■ Personal Best ■ Session Best ■ Crossing the finish line in pit lane

| Lap | Time | Sector 1 | Sector 2 | Sector 3 | Kph | Elapsed | Lap | Time | Sector 1 | Sector 2 | Sector 3 | Kph | Elapsed | | |
|-----------|----------------------|---------------|----------|----------|-------|-------------|-----|-------------------|------------------------|---------------|----------|--------|-------------|-------------|--|
| 16 | Oliver Turvey | GBR | | | | | | 16 | 1:36.340 B | 33.437 | 27.226 | 35.677 | 115.6 | 28:19.987 | |
| | NIO Formula E Team | NIO Sport 004 | | | | | | 17 | 48:26.466 | ... | 25.969 | 29.058 | 3.8 | 1:16:46.453 | |
| 1 | 1:10:05.686 | ... | 27.132 | 29.496 | 2.6 | 1:10:05.686 | 18 | 1:25.440 | 30.776 | 25.899 | 28.765 | 130.4 | 1:18:11.893 | | |
| 2 | 1:26.738 | 32.070 | 25.894 | 28.774 | 128.4 | 1:11:32.424 | 19 | 1:25.789 | 30.355 | 26.297 | 29.137 | 129.8 | 1:19:37.682 | | |
| 3 | 1:26.329 | 31.413 | 25.942 | 28.974 | 129.0 | 1:12:58.753 | 20 | 1:26.852 | 31.293 | 26.479 | 29.080 | 128.2 | 1:21:04.534 | | |
| 4 | 1:25.678 | 31.225 | 25.770 | 28.683 | 130.0 | 1:14:24.431 | 21 | 1:25.409 | 29.696 | 26.496 | 29.217 | 130.4 | 1:22:29.943 | | |
| 5 | 1:25.199 | 30.574 | 25.694 | 28.931 | 130.7 | 1:15:49.630 | 22 | 1:27.923 | 31.956 | 26.730 | 29.237 | 126.7 | 1:23:57.866 | | |
| 6 | 1:25.009 | 30.751 | 25.575 | 28.683 | 131.0 | 1:17:14.639 | 23 | 1:26.692 | 31.299 | 26.025 | 29.368 | 128.5 | 1:25:24.558 | | |
| 7 | 1:24.741 | 30.527 | 25.458 | 28.756 | 131.4 | 1:18:39.380 | 24 | 1:34.002 B | 31.560 | 25.752 | 36.690 | 118.5 | 1:26:58.560 | | |
| 8 | 1:25.009 | 30.326 | 25.802 | 28.881 | 131.0 | 1:20:04.389 | 25 | 1:33.563 | ... | 30.855 | 31.261 | 16.1 | 1:38:32.123 | | |
| 9 | 1:24.650 | 30.410 | 25.580 | 28.660 | 131.6 | 1:21:29.039 | 26 | 1:20.103 | 28.281 | 24.802 | 27.020 | 139.1 | 1:39:52.226 | | |
| 10 | 1:24.507 | 30.278 | 25.363 | 28.866 | 131.8 | 1:22:53.546 | 27 | 1:53.422 | 39.445 | 40.288 | 33.689 | 98.2 | 1:41:45.648 | | |
| 11 | 1:25.349 | 30.619 | 25.763 | 28.967 | 130.5 | 1:24:18.895 | 28 | 1:20.214 | 28.144 | 24.554 | 27.516 | 138.9 | 1:43:05.862 | | |
| 12 | 1:24.738 | 30.582 | 25.634 | 28.522 | 131.4 | 1:25:43.633 | 29 | 1:37.115 B | 34.632 | 27.137 | 35.346 | 114.7 | 1:44:42.977 | | |
| 13 | 1:26.343 | 31.648 | 25.957 | 28.738 | 129.0 | 1:27:09.976 | 30 | 44:06.763 | ... | 25.645 | 29.040 | 4.2 | 2:28:49.740 | | |
| 14 | 1:24.541 | 30.404 | 25.583 | 28.554 | 131.8 | 1:28:34.517 | 31 | 1:24.904 | 30.976 | 25.712 | 28.216 | 131.2 | 2:30:14.644 | | |
| 15 | 1:24.482 | 30.291 | 25.435 | 28.756 | 131.8 | 1:29:58.999 | 32 | 1:25.219 | 30.665 | 25.989 | 28.565 | 130.7 | 2:31:39.863 | | |
| 16 | 1:24.412 | 30.375 | 25.503 | 28.534 | 132.0 | 1:31:23.411 | 33 | 1:24.784 | 30.733 | 25.588 | 28.463 | 131.4 | 2:33:04.647 | | |
| 17 | 1:24.512 | 30.488 | 25.567 | 28.457 | 131.8 | 1:32:47.923 | 34 | 1:24.049 | 30.077 | 25.615 | 28.357 | 132.5 | 2:34:28.696 | | |
| 18 | 1:23.428 | 29.898 | 25.343 | 28.187 | 133.5 | 1:34:11.351 | 35 | 1:23.110 | 28.761 | 25.753 | 28.596 | 134.0 | 2:35:51.806 | | |
| 19 | 1:23.471 | 29.816 | 25.385 | 28.270 | 133.4 | 1:35:34.822 | 36 | 1:24.823 | 30.191 | 25.842 | 28.790 | 131.3 | 2:37:16.629 | | |
| 20 | 1:23.789 | 30.041 | 25.444 | 28.304 | 132.9 | 1:36:58.611 | 37 | 1:25.437 | 30.416 | 26.041 | 28.980 | 130.4 | 2:38:42.066 | | |
| 21 | 1:24.966 | 30.709 | 25.887 | 28.370 | 131.1 | 1:38:23.577 | 38 | 1:25.851 | 30.300 | 26.028 | 29.523 | 129.7 | 2:40:07.917 | | |
| 22 | 1:24.093 | 29.798 | 25.421 | 28.874 | 132.5 | 1:39:47.670 | 39 | 1:33.095 B | 31.287 | 25.754 | 36.054 | 119.6 | 2:41:41.012 | | |
| 23 | 1:23.447 | 29.716 | 25.498 | 28.233 | 133.5 | 1:41:11.117 | 40 | 6:17.603 | 5:17.512 | 29.514 | 30.577 | 29.5 | 2:47:58.615 | | |
| 24 | 1:31.463 B | 29.983 | 26.222 | 35.258 | 121.8 | 1:42:42.580 | 41 | 1:34.086 | 30.362 | 29.518 | 34.206 | 118.4 | 2:49:32.701 | | |
| 25 | 53:58.343 | ... | 30.475 | 32.083 | 3.4 | 2:36:40.923 | 42 | 1:19.144 | 27.897 | 24.368 | 26.879 | 140.7 | 2:50:51.845 | | |
| 26 | 1:20.155 | 28.376 | 24.688 | 27.091 | 139.0 | 2:38:01.078 | 43 | 1:49.067 | 33.120 | 35.376 | 40.571 | 102.1 | 2:52:40.912 | | |
| 27 | 1:20.070 | 28.297 | 24.678 | 27.095 | 139.1 | 2:39:21.148 | 44 | 1:40.032 | 37.330 | 26.964 | 35.738 | 111.3 | 2:54:20.944 | | |
| 28 | 1:37.416 | 34.189 | 31.970 | 31.257 | 114.3 | 2:40:58.564 | 45 | 1:20.533 | 28.578 | 24.658 | 27.297 | 138.3 | 2:55:41.477 | | |
| 29 | 1:19.818 | 28.277 | 24.595 | 26.946 | 139.5 | 2:42:18.382 | 46 | 1:42.597 | 29.849 | 35.057 | 37.691 | 108.6 | 2:57:24.074 | | |
| 30 | 1:33.062 B | 30.705 | 26.654 | 35.703 | 119.7 | 2:43:51.444 | 47 | 1:20.628 | 28.531 | 24.839 | 27.258 | 138.1 | 2:58:44.702 | | |
| 31 | 8:44.899 | 7:45.186 | 28.878 | 30.835 | 21.2 | 2:52:36.343 | 48 | 1:39.461 B | 29.177 | 25.763 | 44.521 | 112.0 | 3:00:24.163 | | |
| 32 | 1:38.827 | 36.775 | 29.230 | 32.822 | 112.7 | 2:54:15.170 | | | | | | | | | |
| 33 | 1:19.053 | 27.800 | 24.589 | 26.664 | 140.9 | 2:55:34.223 | | | | | | | | | |
| 34 | 1:35.500 | 31.419 | 33.396 | 30.685 | 116.6 | 2:57:09.723 | | | | | | | | | |
| 35 | 1:19.286 | 27.775 | 24.567 | 26.944 | 140.5 | 2:58:29.009 | | | | | | | | | |
| 36 | 1:35.354 B | 30.712 | 28.289 | 36.353 | 116.8 | 3:00:04.363 | | | | | | | | | |
| 17 | Gary Paffett | GBR | | | | | | 19 | Felipe Massa | BRA | | | | | |
| | HWA RACELAB | Venturi VFE05 | | | | | | | Venturi Formula E Team | Venturi VFE05 | | | | | |
| 1 | 6:28.223 | 5:26.339 | 28.324 | 33.560 | 28.7 | 6:28.223 | 1 | 4:41.973 | 3:46.927 | 26.340 | 28.706 | 39.5 | 4:41.973 | | |
| 2 | 1:22.795 | 29.670 | 25.202 | 27.923 | 134.5 | 7:51.018 | 2 | 1:23.490 | 29.707 | 25.614 | 28.169 | 133.4 | 6:05.463 | | |
| 3 | 1:40.898 | 36.711 | 34.514 | 29.673 | 110.4 | 9:31.916 | 3 | 1:22.960 | 29.077 | 25.432 | 28.451 | 134.3 | 7:28.423 | | |
| 4 | 1:22.171 | 28.793 | 25.315 | 28.063 | 135.6 | 10:54.087 | 4 | 1:24.825 | 30.578 | 25.497 | 28.750 | 131.3 | 8:53.248 | | |
| 5 | 1:36.623 | 34.884 | 30.833 | 30.906 | 115.3 | 12:30.710 | 5 | 1:23.641 | 29.478 | 25.641 | 28.522 | 133.2 | 10:16.889 | | |
| 6 | 1:24.311 | 29.393 | 25.969 | 28.949 | 132.1 | 13:55.021 | 6 | 1:23.890 | 29.558 | 25.649 | 28.683 | 132.8 | 11:40.779 | | |
| 7 | 1:25.426 | 30.204 | 26.342 | 28.880 | 130.4 | 15:20.447 | 7 | 1:41.175 | 32.207 | 36.010 | 32.958 | 110.1 | 13:21.954 | | |
| 8 | 1:25.144 | 29.877 | 26.269 | 28.998 | 130.8 | 16:45.591 | 8 | 1:20.273 | 28.404 | 24.728 | 27.141 | 138.8 | 14:42.227 | | |
| 9 | 1:25.321 | 30.209 | 26.142 | 28.970 | 130.5 | 18:10.912 | 9 | 1:52.591 | 36.534 | 37.240 | 38.817 | 98.9 | 16:34.818 | | |
| 10 | 1:25.226 | 29.995 | 26.631 | 28.600 | 130.7 | 19:36.138 | 10 | 1:32.941 | 30.302 | 30.477 | 32.162 | 119.8 | 18:07.759 | | |
| 11 | 1:25.567 | 30.190 | 26.404 | 28.973 | 130.2 | 21:01.705 | 11 | 1:28.814 B | 27.685 | 24.824 | 36.305 | 125.4 | 19:36.573 | | |
| 12 | 1:25.051 | 30.141 | 26.148 | 28.762 | 131.0 | 22:26.756 | 12 | 32:47.956 | ... | 34.517 | 30.331 | 5.7 | 52:24.529 | | |
| 13 | 1:26.464 | 31.273 | 26.357 | 28.834 | 128.8 | 23:53.220 | 13 | 1:58.760 B | 27.743 | 24.633 | 1:06.384 | 93.8 | 54:23.289 | | |
| 14 | 1:24.486 | 29.456 | 26.427 | 28.603 | 131.8 | 25:17.706 | 14 | 3:44.244 | 2:34.305 | 35.196 | 34.743 | 49.7 | 58:07.533 | | |
| 15 | 1:25.941 | 30.300 | 26.744 | 28.897 | 129.6 | 26:43.647 | 15 | 1:19.166 | 27.521 | 24.625 | 27.020 | 140.7 | 59:26.699 | | |
| | | | | | | | 16 | 1:45.820 | 38.216 | 34.162 | 33.442 | 105.3 | 1:01:12.519 | | |
| | | | | | | | 17 | 1:19.740 | 27.473 | 25.063 | 27.204 | 139.7 | 1:02:32.259 | | |
| | | | | | | | 18 | 1:48.161 | 38.491 | 34.663 | 35.007 | 103.0 | 1:04:20.420 | | |
| | | | | | | | 19 | 1:19.209 | 27.541 | 24.604 | 27.064 | 140.6 | 1:05:39.629 | | |
| | | | | | | | 20 | 1:42.487 | 36.710 | 33.972 | 31.805 | 108.7 | 1:07:22.116 | | |
| | | | | | | | 21 | 1:19.575 | 27.485 | 24.889 | 27.201 | 140.0 | 1:08:41.691 | | |
| | | | | | | | 22 | 1:33.049 B | 32.877 | 26.666 | 33.506 | 119.7 | 1:10:14.740 | | |




ABB FIA Formula E Championship Valencia Testing Test session 2

Analysis

Official Timekeeper

■ 250KW
 ▣ 225KW
 ■ Personal Best
 ■ Session Best
 ■ Crossing the finish line in pit lane

| Lap | Time | Sector 1 | Sector 2 | Sector 3 | Kph | Elapsed | Lap | Time | Sector 1 | Sector 2 | Sector 3 | Kph | Elapsed | | |
|-----|-------------------|----------|---------------|---------------|---------------|-------------|-------------|----------|----------|----------|----------|--------|-------------|-------------|-------------|
| 23 | :36:21.540 | ... | 30.825 | 29.638 | 1.9 | 2:46:36.280 | 46 | 1:23.959 | 29.895 | 25.613 | 28.451 | 132.7 | 2:45:43.095 | | |
| 24 | 1:41.300 | ■ | 36.154 | 33.084 | 32.062 | 110.0 | 2:48:17.580 | 47 | 1:25.573 | 30.905 | 26.100 | 28.568 | 130.2 | 2:47:08.668 | |
| 25 | 1:18.176 | ■ | 27.440 | 24.230 | 26.506 | 142.5 | 2:49:35.756 | 48 | 1:24.759 | ▣ | 29.875 | 26.055 | 28.829 | 131.4 | 2:48:33.427 |
| 26 | 1:51.358 | ■ | 42.562 | 34.792 | 34.004 | 100.0 | 2:51:27.114 | 49 | 1:24.104 | ▣ | 29.962 | 25.612 | 28.530 | 132.4 | 2:49:57.531 |
| 27 | 1:18.292 | ■ | 27.259 | 24.440 | 26.593 | 142.3 | 2:52:45.406 | 50 | 1:23.908 | ▣ | 29.559 | 25.759 | 28.590 | 132.7 | 2:51:21.439 |
| 28 | 1:40.858 | ■ | 35.137 | 32.977 | 32.744 | 110.4 | 2:54:26.264 | 51 | 1:25.125 | 30.150 | 25.790 | 29.185 | 130.8 | 2:52:46.564 | |
| 29 | 1:20.433 | ■ | 27.344 | 24.506 | 28.583 | 138.5 | 2:55:46.697 | 52 | 1:23.869 | 29.787 | 25.789 | 28.293 | 132.8 | 2:54:10.433 | |
| 30 | 1:48.034 | ■ | 41.730 | 35.550 | 30.754 | 103.1 | 2:57:34.731 | 53 | 1:23.832 | 29.726 | 25.687 | 28.419 | 132.9 | 2:55:34.265 | |
| 31 | 1:19.179 | ■ | 27.460 | 24.485 | 27.234 | 140.7 | 2:58:53.910 | 54 | 1:23.205 | 29.079 | 25.764 | 28.362 | 133.9 | 2:56:57.470 | |
| 32 | 1:35.939 B | ■ | 35.254 | 26.594 | 34.091 | 116.1 | 3:00:29.849 | 55 | 1:24.992 | 30.329 | 26.031 | 28.632 | 131.1 | 2:58:22.462 | |
| | | | | | | | | 56 | 1:24.946 | 30.379 | 25.834 | 28.733 | 131.1 | 2:59:47.408 | |
| | | | | | | | | 57 | 1:24.786 | 30.303 | 25.817 | 28.666 | 131.4 | 3:01:12.194 | |

| | | | | | | | |
|-------------------------|--------------------|-------------------|---------------|---------------|--------|-------------|-------------|
| 20 | Mitch Evans | NZL | | | | | |
| Panasonic Jaguar Racing | | Jaguar I-Type III | | | | | |
| 1 | 16:49.972 | ... | 26.872 | 28.843 | 11.0 | 16:49.972 | |
| 2 | 1:24.570 | 29.560 | 26.275 | 28.735 | 131.7 | 18:14.542 | |
| 3 | 1:24.565 | 30.222 | 25.947 | 28.396 | 131.7 | 19:39.107 | |
| 4 | 1:23.981 | 29.745 | 25.853 | 28.383 | 132.6 | 21:03.088 | |
| 5 | 1:23.828 | 29.659 | 25.765 | 28.404 | 132.9 | 22:26.916 | |
| 6 | 1:25.170 | 30.735 | 25.968 | 28.467 | 130.8 | 23:52.086 | |
| 7 | 1:24.165 | 29.970 | 25.727 | 28.468 | 132.3 | 25:16.251 | |
| 8 | 1:25.617 | 30.337 | 26.335 | 28.945 | 130.1 | 26:41.868 | |
| 9 | 1:25.251 | 30.339 | 26.143 | 28.769 | 130.7 | 28:07.119 | |
| 10 | 1:25.310 | 30.202 | 26.240 | 28.868 | 130.6 | 29:32.429 | |
| 11 | 1:24.055 | 30.071 | 25.644 | 28.340 | 132.5 | 30:56.484 | |
| 12 | 1:24.086 | 29.941 | 25.673 | 28.472 | 132.5 | 32:20.570 | |
| 13 | 1:24.358 | 30.141 | 25.722 | 28.495 | 132.0 | 33:44.928 | |
| 14 | 1:24.021 | 29.786 | 25.758 | 28.477 | 132.6 | 35:08.949 | |
| 15 | 1:25.166 | 30.028 | 26.106 | 29.032 | 130.8 | 36:34.115 | |
| 16 | 1:25.039 | 30.090 | 25.976 | 28.973 | 131.0 | 37:59.154 | |
| 17 | 1:25.292 | 30.194 | 26.193 | 28.905 | 130.6 | 39:24.446 | |
| 18 | 1:25.281 | 29.963 | 26.276 | 29.042 | 130.6 | 40:49.727 | |
| 19 | 1:26.247 | 31.391 | 26.154 | 28.702 | 129.1 | 42:15.974 | |
| 20 | 1:24.926 | 30.010 | 26.189 | 28.727 | 131.2 | 43:40.900 | |
| 21 | 1:27.493 | ▣ | 31.221 | 26.393 | 29.879 | 127.3 | 45:08.393 |
| 22 | 1:24.966 | ▣ | 30.136 | 26.057 | 28.773 | 131.1 | 46:33.359 |
| 23 | 1:24.715 | ▣ | 30.333 | 25.790 | 28.592 | 131.5 | 47:58.074 |
| 24 | 1:24.660 | ▣ | 29.765 | 26.097 | 28.798 | 131.6 | 49:22.734 |
| 25 | 1:23.649 | ■ | 28.932 | 26.102 | 28.615 | 133.2 | 50:46.383 |
| 26 | 1:25.273 | 30.169 | 26.241 | 28.863 | 130.6 | 52:11.656 | |
| 27 | 1:51.976 B | 29.905 | 25.870 | 56.201 | 99.5 | 54:03.632 | |
| 28 | :25:27.940 | ... | 26.631 | 29.926 | 2.2 | 2:19:31.572 | |
| 29 | 2:18.694 | 31.665 | 27.056 | 1:19.973 | 80.3 | 2:21:50.266 | |
| 30 | 1:27.776 | 31.015 | 26.806 | 29.955 | 126.9 | 2:23:18.042 | |
| 31 | 1:27.399 | 31.612 | 26.408 | 29.379 | 127.4 | 2:24:45.441 | |
| 32 | 1:25.344 | 30.626 | 25.918 | 28.800 | 130.5 | 2:26:10.785 | |
| 33 | 1:23.471 | 29.720 | 25.533 | 28.218 | 133.4 | 2:27:34.256 | |
| 34 | 1:22.711 | 29.364 | 25.297 | 28.050 | 134.7 | 2:28:56.967 | |
| 35 | 1:22.897 | 29.310 | 25.402 | 28.185 | 134.4 | 2:30:19.864 | |
| 36 | 1:23.827 | 29.840 | 25.725 | 28.262 | 132.9 | 2:31:43.691 | |
| 37 | 1:23.804 | 29.921 | 25.683 | 28.200 | 132.9 | 2:33:07.495 | |
| 38 | 1:23.422 | 29.548 | 25.658 | 28.216 | 133.5 | 2:34:30.917 | |
| 39 | 1:23.937 | 29.589 | 25.870 | 28.478 | 132.7 | 2:35:54.854 | |
| 40 | 1:24.495 | 30.010 | 25.901 | 28.584 | 131.8 | 2:37:19.349 | |
| 41 | 1:23.765 | ▣ | 29.705 | 25.659 | 28.401 | 133.0 | 2:38:43.114 |
| 42 | 1:24.561 | 30.016 | 25.761 | 28.784 | 131.7 | 2:40:07.675 | |
| 43 | 1:24.201 | 30.208 | 25.635 | 28.358 | 132.3 | 2:41:31.876 | |
| 44 | 1:23.665 | 29.675 | 25.578 | 28.412 | 133.1 | 2:42:55.541 | |
| 45 | 1:23.595 | 29.673 | 25.647 | 28.275 | 133.2 | 2:44:19.136 | |

| | | | | | | | |
|---------------|------------------------|-------------|---------------|---------------|---------------|-------------|-------------|
| 22 | Sebastien Buemi | CHE | | | | | |
| Nissan e.dams | | Nissan IM01 | | | | | |
| 1 | 24:43.372 B | ... | 30.583 | 36.819 | 7.5 | 24:43.372 | |
| 2 | 11:28.412 | ... | ... | ... | 16.2 | 36:11.784 | |
| 3 | 1:24.661 | 30.242 | 26.021 | 28.398 | 131.6 | 37:36.445 | |
| 4 | 1:24.433 | 29.764 | 26.143 | 28.526 | 131.9 | 39:00.878 | |
| 5 | 1:23.759 | 29.571 | 25.726 | 28.462 | 133.0 | 40:24.637 | |
| 6 | 1:24.077 | 29.666 | 25.888 | 28.523 | 132.5 | 41:48.714 | |
| 7 | 1:24.355 | 29.866 | 26.063 | 28.426 | 132.0 | 43:13.069 | |
| 8 | 1:25.019 | 29.626 | 25.946 | 29.447 | 131.0 | 44:38.088 | |
| 9 | 1:24.563 | 29.853 | 26.054 | 28.656 | 131.7 | 46:02.651 | |
| 10 | 1:24.239 | 29.800 | 25.881 | 28.558 | 132.2 | 47:26.890 | |
| 11 | 1:24.221 | 29.638 | 25.904 | 28.679 | 132.3 | 48:51.111 | |
| 12 | 1:24.191 | 29.702 | 25.884 | 28.605 | 132.3 | 50:15.302 | |
| 13 | 4:09.486 B | 29.594 | 36.400 | 3:03.492 | 44.6 | 54:24.788 | |
| 14 | :03:17.571 | ... | 28.196 | 35.615 | 1.5 | 2:57:42.359 | |
| 15 | 1:21.883 | ■ | 29.156 | 25.142 | 27.585 | 136.0 | 2:59:04.242 |
| 16 | 2:36.096 B | 1:13.130 | 28.142 | 54.824 | 71.4 | 3:01:40.338 | |

| | | | | | | | |
|---------------|------------------------|-------------|---------------|---------------|---------------|-------------|-------------|
| 23 | Sebastien Buemi | CHE | | | | | |
| Nissan e.dams | | Nissan IM01 | | | | | |
| 1 | :01:51.011 | ... | 30.095 | 29.717 | 3.0 | 1:01:51.011 | |
| 2 | 1:40.797 | 29.864 | 37.133 | 33.800 | 110.5 | 1:03:31.808 | |
| 3 | 1:39.902 | 35.245 | 33.084 | 31.573 | 111.5 | 1:05:11.710 | |
| 4 | 1:20.337 | 27.993 | 24.951 | 27.393 | 138.6 | 1:06:32.047 | |
| 5 | 1:40.648 B | 35.819 | 29.185 | 35.644 | 110.7 | 1:08:12.695 | |
| 6 | 35:42.922 | ... | 33.934 | 30.132 | 5.2 | 1:43:55.617 | |
| 7 | 1:37.120 B | ▣ | 27.610 | 24.709 | 44.801 | 114.7 | 1:45:32.737 |
| 8 | 48:28.890 | ... | 31.610 | 28.697 | 3.8 | 2:34:01.627 | |
| 9 | 1:18.100 | ■ | 27.174 | 24.220 | 26.706 | 142.6 | 2:35:19.727 |
| 10 | 1:37.763 B | ■ | 33.443 | 29.410 | 34.910 | 113.9 | 2:36:57.490 |
| 11 | 10:50.939 | ■ | 9:42.786 | 30.941 | 37.212 | 17.1 | 2:47:48.429 |
| 12 | 1:34.907 | ■ | 35.023 | 30.819 | 29.065 | 117.4 | 2:49:23.336 |
| 13 | 1:18.484 | ■ | 27.112 | 24.326 | 27.046 | 141.9 | 2:50:41.820 |
| 14 | 1:29.490 B | ■ | 30.357 | 25.940 | 33.193 | 124.5 | 2:52:11.310 |

| | | | | | | |
|--------------|-------------------------|------------------|--------|--------|-------|----------|
| 25 | Jean-Eric Vergne | FRA | | | | |
| DS TECHEETAH | | DS E-Tense FE 19 | | | | |
| 1 | 2:35.066 | 1:37.696 | 27.293 | 30.077 | 71.8 | 2:35.066 |
| 2 | 1:24.971 | 30.233 | 25.763 | 28.975 | 131.1 | 4:00.037 |
| 3 | 1:23.994 | 29.637 | 25.575 | 28.782 | 132.6 | 5:24.031 |
| 4 | 1:24.122 | 29.781 | 25.595 | 28.746 | 132.4 | 6:48.153 |
| 5 | 1:24.484 | 29.692 | 25.990 | 28.802 | 131.8 | 8:12.637 |
| 6 | 1:41.295 B | 29.345 | 25.670 | 46.280 | 110.0 | 9:53.932 |



FIA FORMULA E CHAMPIONSHIP 2018-19




ABB FIA Formula E Championship

Valencia Testing

Test session 2

Analysis

Official Timekeeper TAGHeuer

■ 250KW
 ■ 225KW
 ■ Personal Best
 ■ Session Best
 ■ Crossing the finish line in pit lane

| Lap | Time | Sector 1 | Sector 2 | Sector 3 | Kph | Elapsed | Lap | Time | Sector 1 | Sector 2 | Sector 3 | Kph | Elapsed |
|-----|---|---------------|---------------|---------------|-------|-------------|--------------------------------------|---|----------|----------|----------|-------|-------------|
| 7 | 1:21:16.595 | ... | 28.853 | 30.086 | 1.3 | 2:31:10.527 | 40 | 1:28.874 B ■ | 31.101 | 25.565 | 32.208 | 125.3 | 2:57:19.437 |
| 8 | 1:20.452 | 28.461 | 24.631 | 27.360 | 138.4 | 2:32:30.979 | 41 | 1:56.361 B | 57.157 | 25.317 | 33.887 | 95.7 | 2:59:15.798 |
| 9 | 1:49.536 | 29.301 | 39.655 | 40.580 | 101.7 | 2:34:20.515 | 28 Antonio Felix Da Costa PRT | | | | | | |
| 10 | 1:20.225 | 28.182 | 24.704 | 27.339 | 138.8 | 2:35:40.740 | BMW i Andretti Motorsport BMW iFE.18 | | | | | | |
| 11 | 1:37.678 B | 34.267 | 27.334 | 36.077 | 114.0 | 2:37:18.418 | 1 | 10:37.120 B | 9:19.386 | 40.591 | 37.143 | 17.5 | 10:37.120 |
| 12 | 4:07.137 ■ | 3:11.562 | 28.128 | 27.447 | 45.1 | 2:41:25.555 | 2 | 9:33.333 | 8:39.411 | 25.423 | 28.499 | 19.4 | 20:10.453 |
| 13 | 1:18.118 ■ | 27.592 | 24.112 | 26.414 | 142.6 | 2:42:43.673 | 3 | 1:25.309 | 30.386 | 25.708 | 29.215 | 130.6 | 21:35.762 |
| 14 | 2:04.992 ■ | 51.300 | 44.805 | 28.887 | 89.1 | 2:44:48.665 | 4 | 1:25.793 | 30.571 | 25.631 | 29.591 | 129.8 | 23:01.555 |
| 15 | 1:18.035 | 27.191 | 24.240 | 26.604 | 142.7 | 2:46:06.700 | 5 | 1:24.376 | 30.303 | 25.563 | 28.510 | 132.0 | 24:25.931 |
| 16 | 1:30.345 ■ | 35.354 | 25.918 | 29.073 | 123.3 | 2:47:37.045 | 6 | 1:24.379 | 29.953 | 25.583 | 28.843 | 132.0 | 25:50.310 |
| 17 | 1:24.601 | 29.740 | 25.774 | 29.087 | 131.7 | 2:49:01.646 | 7 | 1:24.589 | 30.168 | 25.641 | 28.780 | 131.7 | 27:14.899 |
| 18 | 1:24.796 | 30.554 | 25.590 | 28.652 | 131.4 | 2:50:26.442 | 8 | 1:24.422 | 30.306 | 25.582 | 28.534 | 131.9 | 28:39.321 |
| 19 | 1:24.238 | 30.196 | 25.495 | 28.547 | 132.2 | 2:51:50.680 | 9 | 1:24.807 | 30.291 | 25.662 | 28.854 | 131.3 | 30:04.128 |
| 20 | 1:23.987 | 29.660 | 25.565 | 28.762 | 132.6 | 2:53:14.667 | 10 | 1:24.584 | 30.150 | 25.808 | 28.626 | 131.7 | 31:28.712 |
| 21 | 1:25.172 | 29.954 | 25.944 | 29.274 | 130.8 | 2:54:39.839 | 11 | 1:24.427 | 30.012 | 25.609 | 28.806 | 131.9 | 32:53.139 |
| 22 | 1:30.553 B | 30.772 | 26.005 | 33.776 | 123.0 | 2:56:10.392 | 12 | 1:24.767 | 30.171 | 25.575 | 29.021 | 131.4 | 34:17.906 |

| Lap | Time | Sector 1 | Sector 2 | Sector 3 | Kph | Elapsed |
|--------------------------------------|---|---------------|---------------|---------------|-------|-------------|
| 27 Alexander Sims GBR | | | | | | |
| BMW i Andretti Motorsport BMW iFE.18 | | | | | | |
| 1 | 13:21.808 B | ... | 29.962 | 42.503 | 13.9 | 13:21.808 |
| 2 | 21:04.356 | ... | 28.065 | 28.906 | 8.8 | 34:26.164 |
| 3 | 1:25.146 | 30.638 | 25.630 | 28.878 | 130.8 | 35:51.310 |
| 4 | 1:25.003 | 30.550 | 25.686 | 28.767 | 131.0 | 37:16.313 |
| 5 | 1:24.055 | 29.642 | 25.529 | 28.884 | 132.5 | 38:40.368 |
| 6 | 1:25.031 | 30.451 | 25.646 | 28.934 | 131.0 | 40:05.399 |
| 7 | 1:25.260 | 30.231 | 25.572 | 29.457 | 130.6 | 41:30.659 |
| 8 | 1:24.868 | 30.463 | 25.596 | 28.809 | 131.2 | 42:55.527 |
| 9 | 1:24.813 | 30.652 | 25.300 | 28.861 | 131.3 | 44:20.340 |
| 10 | 1:24.908 | 30.263 | 25.462 | 29.183 | 131.2 | 45:45.248 |
| 11 | 1:24.856 | 30.522 | 25.488 | 28.846 | 131.3 | 47:10.104 |
| 12 | 1:24.322 | 30.012 | 25.418 | 28.892 | 132.1 | 48:34.426 |
| 13 | 1:26.226 | 31.385 | 25.817 | 29.024 | 129.2 | 50:00.652 |
| 14 | 1:24.841 | 30.357 | 25.532 | 28.952 | 131.3 | 51:25.493 |
| 15 | 1:25.172 | 30.471 | 25.544 | 29.157 | 130.8 | 52:50.665 |
| 16 | 1:51.256 B | 30.420 | 25.731 | 55.105 | 100.1 | 54:41.921 |
| 17 | 26:28.396 | ... | 25.732 | 29.052 | 7.0 | 1:21:10.317 |
| 18 | 1:25.867 | 31.655 | 25.582 | 28.630 | 129.7 | 1:22:36.184 |
| 19 | 1:24.708 ■ | 31.180 | 25.121 | 28.407 | 131.5 | 1:24:00.892 |
| 20 | 1:24.054 | 30.163 | 25.362 | 28.529 | 132.5 | 1:25:24.946 |
| 21 | 1:24.866 | 30.842 | 25.324 | 28.700 | 131.2 | 1:26:49.812 |
| 22 | 1:24.385 | 30.387 | 25.395 | 28.603 | 132.0 | 1:28:14.197 |
| 23 | 1:23.108 | 29.539 | 25.196 | 28.373 | 134.0 | 1:29:37.305 |
| 24 | 1:22.963 | 29.286 | 25.266 | 28.411 | 134.3 | 1:31:00.268 |
| 25 | 1:23.009 | 29.317 | 25.388 | 28.304 | 134.2 | 1:32:23.277 |
| 26 | 1:23.313 | 29.628 | 25.341 | 28.344 | 133.7 | 1:33:46.590 |
| 27 | 1:23.271 | 29.511 | 25.228 | 28.532 | 133.8 | 1:35:09.861 |
| 28 | 1:23.281 ■ | 30.048 | 25.016 | 28.217 | 133.7 | 1:36:33.142 |
| 29 | 1:22.867 | 29.328 | 25.280 | 28.259 | 134.4 | 1:37:56.009 |
| 30 | 1:22.313 | 28.942 | 25.303 | 28.068 | 135.3 | 1:39:18.322 |
| 31 | 1:23.345 | 29.180 | 25.390 | 28.775 | 133.6 | 1:40:41.667 |
| 32 | 1:23.082 | 29.517 | 25.284 | 28.281 | 134.1 | 1:42:04.749 |
| 33 | 1:23.244 | 29.554 | 25.470 | 28.220 | 133.8 | 1:43:27.993 |
| 34 | 1:27.663 B | 28.979 | 25.205 | 33.479 | 127.1 | 1:44:55.656 |
| 35 | :02:24.743 | ... | 28.464 | 30.194 | 3.0 | 2:47:20.399 |
| 36 | 1:17.553 | 27.062 | 24.123 | 26.368 | 143.6 | 2:48:37.952 |
| 37 | 1:33.618 B ■ | 34.396 | 25.423 | 33.799 | 119.0 | 2:50:11.570 |
| 38 | 4:19.043 ■ | 3:12.172 | 36.462 | 30.409 | 43.0 | 2:54:30.613 |
| 39 | 1:19.950 ■ | 27.485 | 24.397 | 28.068 | 139.3 | 2:55:50.563 |

| Lap | Time | Sector 1 | Sector 2 | Sector 3 | Kph | Elapsed |
|-------------------------------|---|---------------|---------------|---------------|-------|-------------|
| 36 Andre Lotterer DEU | | | | | | |
| DS TECHEETAH DS E-Tense FE 19 | | | | | | |
| 1 | 10:22.251 | 9:26.666 | 26.947 | 28.638 | 17.9 | 10:22.251 |
| 2 | 1:24.295 | 29.970 | 25.720 | 28.605 | 132.1 | 11:46.546 |
| 3 | 1:24.246 | 30.015 | 25.704 | 28.527 | 132.2 | 13:10.792 |
| 4 | 1:24.874 B ■ | 31.101 | 25.565 | 32.208 | 125.3 | 2:57:19.437 |
| 5 | 1:56.361 B | 57.157 | 25.317 | 33.887 | 95.7 | 2:59:15.798 |
| 6 | 10:37.120 B | 9:19.386 | 40.591 | 37.143 | 17.5 | 10:37.120 |
| 7 | 9:33.333 | 8:39.411 | 25.423 | 28.499 | 19.4 | 20:10.453 |
| 8 | 1:25.309 | 30.386 | 25.708 | 29.215 | 130.6 | 21:35.762 |
| 9 | 1:25.793 | 30.571 | 25.631 | 29.591 | 129.8 | 23:01.555 |
| 10 | 1:24.376 | 30.303 | 25.563 | 28.510 | 132.0 | 24:25.931 |
| 11 | 1:24.379 | 29.953 | 25.583 | 28.843 | 132.0 | 25:50.310 |
| 12 | 1:24.589 | 30.168 | 25.641 | 28.780 | 131.7 | 27:14.899 |
| 13 | 1:24.422 | 30.306 | 25.582 | 28.534 | 131.9 | 28:39.321 |
| 14 | 1:24.807 | 30.291 | 25.662 | 28.854 | 131.3 | 30:04.128 |
| 15 | 1:24.584 | 30.150 | 25.808 | 28.626 | 131.7 | 31:28.712 |
| 16 | 1:24.427 | 30.012 | 25.609 | 28.806 | 131.9 | 32:53.139 |
| 17 | 1:24.767 | 30.171 | 25.575 | 29.021 | 131.4 | 34:17.906 |
| 18 | 1:24.670 | 30.360 | 25.617 | 28.693 | 131.6 | 35:42.576 |
| 19 | 1:24.850 | 29.984 | 25.718 | 29.148 | 131.3 | 37:07.426 |
| 20 | 1:25.555 | 29.752 | 25.638 | 30.165 | 130.2 | 38:32.981 |
| 21 | 1:24.676 | 30.148 | 25.648 | 28.880 | 131.5 | 39:57.657 |
| 22 | 1:24.018 | 29.701 | 25.558 | 28.759 | 132.6 | 41:21.675 |
| 23 | 1:24.381 | 30.000 | 25.656 | 28.725 | 132.0 | 42:46.056 |
| 24 | 1:24.402 | 30.085 | 25.469 | 28.848 | 132.0 | 44:10.458 |
| 25 | 1:25.013 | 30.282 | 25.659 | 29.072 | 131.0 | 45:35.471 |
| 26 | 1:24.637 | 30.184 | 25.532 | 28.921 | 131.6 | 47:00.108 |
| 27 | 1:24.889 | 30.305 | 25.547 | 29.037 | 131.2 | 48:24.997 |
| 28 | 1:24.881 | 30.188 | 25.661 | 29.032 | 131.2 | 49:49.878 |
| 29 | 1:25.285 ■ | 30.789 | 25.586 | 28.910 | 130.6 | 51:15.163 |
| 30 | 1:24.767 ■ | 30.409 | 25.539 | 28.819 | 131.4 | 52:39.930 |
| 31 | 2:05.347 B | 30.031 | 25.873 | 1:09.443 | 88.9 | 54:45.277 |
| 32 | 44:18.022 | ... | 30.930 | 30.859 | 4.2 | 1:39:03.299 |
| 33 | 1:20.077 | 27.974 | 24.881 | 27.222 | 139.1 | 1:40:23.376 |
| 34 | 1:50.831 ■ | 44.712 | 35.889 | 30.230 | 100.5 | 1:42:14.207 |
| 35 | 1:19.694 ■ | 27.719 | 24.689 | 27.286 | 139.8 | 1:43:33.901 |
| 36 | 1:31.339 B | 31.705 | 26.923 | 32.711 | 121.9 | 1:45:05.240 |
| 37 | 10:20.924 ■ | 9:18.849 | 33.186 | 28.889 | 17.9 | 1:55:26.164 |
| 38 | 1:18.330 ■ | 27.188 | 24.391 | 26.751 | 142.2 | 1:56:44.494 |
| 39 | 1:38.050 B ■ | 36.077 | 29.141 | 32.832 | 113.6 | 1:58:22.544 |
| 40 | 15:18.038 ■ | ... | 33.035 | 28.834 | 12.1 | 2:13:40.582 |
| 41 | 1:17.891 ■ | 27.020 | 24.398 | 26.473 | 143.0 | 2:14:58.473 |
| 42 | 1:35.174 ■ | 36.921 | 30.313 | 27.940 | 117.0 | 2:16:33.647 |
| 43 | 1:24.700 B ■ | 27.518 | 24.705 | 32.477 | 131.5 | 2:17:58.347 |
| 44 | 25:08.053 ■ | ... | 32.086 | 28.818 | 7.4 | 2:43:06.400 |
| 45 | 1:17.727 | 27.023 | 24.276 | 26.428 | 143.3 | 2:44:24.127 |
| 46 | 1:48.671 ■ | 39.837 | 39.563 | 29.271 | 102.5 | 2:46:12.798 |
| 47 | 1:18.083 ■ | 27.160 | 24.403 | 26.520 | 142.6 | 2:47:30.881 |
| 48 | 1:33.637 B ■ | 32.786 | 25.320 | 35.531 | 119.0 | 2:49:04.518 |
| 49 | 5:23.727 | 4:07.838 | 41.683 | 34.206 | 34.4 | 2:54:28.245 |
| 50 | 1:19.975 | 27.935 | 24.765 | 27.275 | 139.3 | 2:55:48.220 |
| 51 | 1:30.202 B | 32.013 | 25.173 | 33.016 | 123.5 | 2:57:18.422 |




ABB FIA Formula E Championship
Valencia Testing
Test session 2

Analysis

Official Timekeeper TAGHeuer

■ 250KW ■ 225KW ■ Personal Best ■ Session Best ■ B Crossing the finish line in pit lane

| Lap | Time | Sector 1 | Sector 2 | Sector 3 | Kph | Elapsed | Lap | Time | Sector 1 | Sector 2 | Sector 3 | Kph | Elapsed |
|-----|------------|----------|----------|----------|-------|-------------|------------------------------------|------------|----------|----------|----------|-------|-------------|
| 4 | 1:24.300 | 30.145 | 25.546 | 28.609 | 132.1 | 14:35.092 | 23 | 9:39.346 | 8:25.622 | 39.612 | 34.112 | 19.2 | 2:44:34.262 |
| 5 | 1:23.736 | 29.286 | 25.616 | 28.834 | 133.0 | 15:58.828 | 24 | 1:52.357 | 36.470 | 33.444 | 42.443 | 99.1 | 2:46:26.619 |
| 6 | 1:24.680 | 30.128 | 25.623 | 28.929 | 131.5 | 17:23.508 | 25 | 1:31.263 B | 27.109 | 24.305 | 39.849 | 122.0 | 2:47:57.882 |
| 7 | 1:24.568 | 29.801 | 25.854 | 28.913 | 131.7 | 18:48.076 | 64 Jerome d'Ambrosio BEL | | | | | | |
| 8 | 1:24.297 | 30.025 | 25.728 | 28.544 | 132.1 | 20:12.373 | MAHINDRA RACING Mahindra M5Electro | | | | | | |
| 9 | 1:23.769 | 29.487 | 25.690 | 28.592 | 133.0 | 21:36.142 | 1 | 1:53.459 | 46.486 | 36.435 | 30.538 | 98.2 | 1:53.459 |
| 10 | 1:24.576 | 30.732 | 25.581 | 28.263 | 131.7 | 23:00.718 | 2 | 1:20.936 | 28.286 | 25.122 | 27.528 | 137.6 | 3:14.395 |
| 11 | 1:24.027 | 30.043 | 25.486 | 28.498 | 132.6 | 24:24.745 | 3 | 1:50.244 | 40.987 | 36.737 | 32.520 | 101.0 | 5:04.639 |
| 12 | 1:28.449 B | 30.095 | 25.566 | 32.788 | 125.9 | 25:53.194 | 4 | 1:20.437 | 27.998 | 24.968 | 27.471 | 138.5 | 6:25.076 |
| 13 | 25:10.178 | ... | 31.495 | 31.377 | 7.4 | 51:03.372 | 5 | 1:36.388 B | 34.670 | 26.095 | 35.623 | 115.6 | 8:01.464 |
| 14 | 1:23.268 | 28.153 | 24.784 | 30.331 | 133.8 | 52:26.640 | 6 | 15:08.839 | ... | 38.138 | 31.539 | 12.3 | 23:10.303 |
| 15 | 2:20.777 B | 42.510 | 41.449 | 56.818 | 79.1 | 54:47.417 | 7 | 1:20.434 | 28.091 | 25.024 | 27.319 | 138.5 | 24:30.737 |
| 16 | 16:02.464 | ... | 33.629 | 32.571 | 11.6 | 1:10:49.881 | 8 | 1:47.091 | 42.314 | 34.342 | 30.435 | 104.0 | 26:17.828 |
| 17 | 1:20.153 | 28.143 | 24.795 | 27.215 | 139.0 | 1:12:10.034 | 9 | 1:20.275 | 27.824 | 25.033 | 27.418 | 138.8 | 27:38.103 |
| 18 | 1:51.699 | 42.052 | 39.662 | 29.985 | 99.7 | 1:14:01.733 | 10 | 1:29.627 B | 29.773 | 25.878 | 33.976 | 124.3 | 29:07.730 |
| 19 | 1:20.244 | 28.131 | 24.798 | 27.315 | 138.8 | 1:15:21.977 | 11 | 10:14.139 | 9:13.608 | 32.249 | 28.282 | 18.1 | 39:21.869 |
| 20 | 1:46.652 B | 32.812 | 32.556 | 41.284 | 104.4 | 1:17:08.629 | 12 | 1:41.978 | 29.318 | 39.118 | 33.542 | 109.2 | 41:03.847 |
| 21 | 39:13.488 | ... | 29.079 | 29.938 | 4.7 | 1:56:22.117 | 13 | 1:18.305 | 27.223 | 24.477 | 26.605 | 142.2 | 42:22.152 |
| 22 | 2:21.359 B | 41.388 | 45.233 | 54.738 | 78.8 | 1:58:43.476 | 14 | 1:23.520 | 30.480 | 25.243 | 27.797 | 133.4 | 43:45.672 |
| 23 | 3:17.978 | 2:14.092 | 32.905 | 30.981 | 56.3 | 2:02:01.454 | 15 | 1:22.427 | 28.404 | 25.379 | 28.644 | 135.1 | 45:08.099 |
| 24 | 1:18.457 | 27.286 | 24.586 | 26.585 | 142.0 | 2:03:19.911 | 16 | 1:29.494 B | 28.567 | 25.293 | 35.634 | 124.5 | 46:37.593 |
| 25 | 2:15.851 B | 39.143 | 44.300 | 52.408 | 82.0 | 2:05:35.762 | 17 | 58:20.694 | ... | 52.543 | 28.393 | 3.2 | 1:44:58.287 |
| 26 | 12:59.884 | ... | 32.543 | 31.170 | 14.3 | 2:18:35.646 | 18 | 1:17.987 | 27.151 | 24.353 | 26.483 | 142.8 | 1:46:16.274 |
| 27 | 1:17.791 | 27.088 | 24.247 | 26.456 | 143.2 | 2:19:53.437 | 19 | 1:22.468 | 29.568 | 25.213 | 27.687 | 135.1 | 1:47:38.742 |
| 28 | 2:03.345 B | 39.423 | 38.364 | 45.558 | 90.3 | 2:21:56.782 | 20 | 1:20.962 | 28.318 | 25.000 | 27.644 | 137.6 | 1:48:59.704 |
| 29 | 27:53.716 | ... | 29.322 | 30.688 | 6.7 | 2:49:50.498 | 21 | 1:26.721 B | 28.135 | 25.147 | 33.439 | 128.4 | 1:50:26.425 |
| 30 | 1:17.654 | 26.729 | 24.473 | 26.452 | 143.4 | 2:51:08.152 | 22 | 36:46.100 | ... | 25.361 | 27.744 | 5.0 | 2:27:12.525 |
| 31 | 2:04.474 | 44.983 | 41.351 | 38.140 | 89.5 | 2:53:12.626 | 23 | 1:32.420 | 30.715 | 32.656 | 29.049 | 120.5 | 2:28:44.945 |
| 32 | 1:18.955 | 27.291 | 24.923 | 26.741 | 141.1 | 2:54:31.581 | 24 | 1:18.454 | 27.182 | 24.532 | 26.740 | 142.0 | 2:30:03.399 |
| 33 | 1:25.352 | 31.177 | 25.595 | 28.580 | 130.5 | 2:55:56.933 | 25 | 1:35.696 B | 32.302 | 27.246 | 36.148 | 116.4 | 2:31:39.095 |
| 34 | 1:23.280 | 29.262 | 25.595 | 28.423 | 133.7 | 2:57:20.213 | 26 | 21:41.855 | ... | 26.893 | 28.038 | 8.6 | 2:53:20.950 |
| 35 | 1:24.129 | 29.933 | 25.487 | 28.709 | 132.4 | 2:58:44.342 | 27 | 1:35.509 | 32.773 | 33.579 | 29.157 | 116.6 | 2:54:56.459 |
| 36 | 1:25.993 | 30.847 | 26.281 | 28.865 | 129.5 | 3:00:10.335 | 28 | 1:18.085 | 27.133 | 24.375 | 26.577 | 142.6 | 2:56:14.544 |

48 Edoardo Mortara CHE
Venturi Formula E Team Venturi VFE05

| | | | | | | |
|----|------------|--------|--------|--------|-------|-------------|
| 1 | 42:12.002 | ... | 37.883 | 34.595 | 4.4 | 42:12.002 |
| 2 | 1:20.243 | 28.358 | 24.759 | 27.126 | 138.8 | 43:32.245 |
| 3 | 1:56.994 | 45.451 | 37.097 | 34.446 | 95.2 | 45:29.239 |
| 4 | 1:19.804 | 28.089 | 24.644 | 27.071 | 139.6 | 46:49.043 |
| 5 | 1:54.245 | 35.111 | 35.962 | 43.172 | 97.5 | 48:43.288 |
| 6 | 1:20.868 | 28.398 | 24.884 | 27.586 | 137.7 | 50:04.156 |
| 7 | 1:42.945 B | 31.048 | 29.009 | 42.888 | 108.2 | 51:47.101 |
| 8 | 14:42.060 | ... | 35.330 | 32.497 | 12.6 | 1:06:29.161 |
| 9 | 1:19.581 | 27.996 | 24.615 | 26.970 | 140.0 | 1:07:48.742 |
| 10 | 1:45.019 | 32.988 | 36.828 | 35.203 | 106.1 | 1:09:33.761 |
| 11 | 1:19.241 | 27.565 | 24.596 | 27.080 | 140.6 | 1:10:53.002 |
| 12 | 1:50.528 B | 34.981 | 34.713 | 40.834 | 100.8 | 1:12:43.530 |
| 13 | 16:03.568 | ... | 37.557 | 32.509 | 11.6 | 1:28:47.098 |
| 14 | 1:19.109 | 27.734 | 24.439 | 26.936 | 140.8 | 1:30:06.207 |
| 15 | 1:51.253 | 36.824 | 39.418 | 35.011 | 100.1 | 1:31:57.460 |
| 16 | 1:21.994 | 27.513 | 24.539 | 29.942 | 135.8 | 1:33:19.454 |
| 17 | 1:37.699 B | 32.890 | 26.920 | 37.889 | 114.0 | 1:34:57.153 |
| 18 | 53:32.899 | ... | 36.936 | 33.193 | 3.5 | 2:28:30.052 |
| 19 | 1:18.707 | 27.500 | 24.306 | 26.901 | 141.5 | 2:29:48.759 |
| 20 | 2:04.970 | 40.770 | 43.537 | 40.663 | 89.1 | 2:31:53.729 |
| 21 | 1:19.208 | 27.234 | 24.399 | 27.575 | 140.6 | 2:33:12.937 |
| 22 | 1:41.979 B | 33.759 | 29.192 | 39.028 | 109.2 | 2:34:54.916 |

66 Daniel Abt DEU
Audi Sport Abt Schaeffler Audi e-tron FE05

| | | | | | | |
|----|------------|----------|--------|--------|-------|-------------|
| 1 | 8:04.946 | 7:07.850 | 26.841 | 30.255 | 23.0 | 8:04.946 |
| 2 | 1:24.424 | 29.779 | 25.750 | 28.895 | 131.9 | 9:29.370 |
| 3 | 1:23.770 | 29.602 | 25.653 | 28.515 | 133.0 | 10:53.140 |
| 4 | 1:24.381 | 29.276 | 25.694 | 29.411 | 132.0 | 12:17.521 |
| 5 | 1:22.948 | 29.600 | 25.346 | 28.002 | 134.3 | 13:40.469 |
| 6 | 1:22.518 | 29.057 | 25.435 | 28.026 | 135.0 | 15:02.987 |
| 7 | 1:22.240 | 28.725 | 25.408 | 28.107 | 135.4 | 16:25.227 |
| 8 | 1:22.596 | 29.008 | 25.471 | 28.117 | 134.9 | 17:47.823 |
| 9 | 1:28.336 B | 29.170 | 25.424 | 33.742 | 126.1 | 19:16.159 |
| 10 | 13:44.608 | ... | 29.193 | 29.407 | 13.5 | 33:00.767 |
| 11 | 1:22.159 | 28.792 | 25.350 | 28.017 | 135.6 | 34:22.926 |
| 12 | 1:21.463 | 28.522 | 25.145 | 27.796 | 136.7 | 35:44.389 |
| 13 | 1:22.456 | 28.850 | 25.573 | 28.033 | 135.1 | 37:06.845 |
| 14 | 1:26.003 | 30.746 | 26.200 | 29.057 | 129.5 | 38:32.848 |
| 15 | 1:21.212 | 28.725 | 25.012 | 26.475 | 137.2 | 39:54.060 |
| 16 | 1:21.333 | 28.491 | 25.136 | 27.706 | 136.9 | 41:15.393 |
| 17 | 1:26.742 B | 28.471 | 25.323 | 32.948 | 128.4 | 42:42.135 |
| 18 | 17:52.234 | ... | 29.346 | 29.409 | 10.4 | 1:00:34.369 |




ABB FIA Formula E Championship

Valencia Testing

Test session 2

Analysis

Official Timekeeper

■ 250KW ▣ 225KW ■ Personal Best ■ Session Best B Crossing the finish line in pit lane

| Lap | Time | Sector 1 | Sector 2 | Sector 3 | Kph | Elapsed | Lap | Time | Sector 1 | Sector 2 | Sector 3 | Kph | Elapsed |
|-----|-------------------|---------------|---------------|---------------|-------|-------------|-----|------|----------|----------|----------|-----|---------|
| 19 | 1:19.386 | 28.537 | 24.319 | 26.530 | 140.3 | 1:01:53.755 | | | | | | | |
| 20 | 1:38.296 B | 35.755 | 27.937 | 34.604 | 113.3 | 1:03:32.051 | | | | | | | |
| 21 | 38:55.174 | ... | 31.455 | 35.102 | 4.8 | 1:42:27.225 | | | | | | | |
| 22 | 1:18.257 | 27.269 | 24.357 | 26.631 | 142.3 | 1:43:45.482 | | | | | | | |
| 23 | 1:34.191 B | 32.063 | 28.061 | 34.067 | 118.3 | 1:45:19.673 | | | | | | | |
| 24 | 32:36.272 | ... | 29.335 | 28.753 | 5.7 | 2:17:55.945 | | | | | | | |
| 25 | 1:27.836 | 30.005 | 27.031 | 30.800 | 126.8 | 2:19:23.781 | | | | | | | |
| 26 | 1:28.569 | 31.239 | 26.891 | 30.439 | 125.8 | 2:20:52.350 | | | | | | | |
| 27 | 1:24.589 | 30.314 | 25.768 | 28.507 | 131.7 | 2:22:16.939 | | | | | | | |
| 28 | 1:24.612 | 29.950 | 25.696 | 28.966 | 131.6 | 2:23:41.551 | | | | | | | |
| 29 | 1:25.012 | 30.054 | 25.896 | 29.062 | 131.0 | 2:25:06.563 | | | | | | | |
| 30 | 1:25.139 | 30.054 | 25.835 | 29.250 | 130.8 | 2:26:31.702 | | | | | | | |
| 31 | 1:24.666 | 30.541 | 25.767 | 28.358 | 131.6 | 2:27:56.368 | | | | | | | |
| 32 | 1:24.959 | 30.955 | 25.617 | 28.387 | 131.1 | 2:29:21.327 | | | | | | | |
| 33 | 1:23.232 | 29.457 | 25.424 | 28.351 | 133.8 | 2:30:44.559 | | | | | | | |
| 34 | 1:23.159 | 29.399 | 25.381 | 28.379 | 133.9 | 2:32:07.718 | | | | | | | |
| 35 | 1:23.507 | 29.454 | 25.669 | 28.384 | 133.4 | 2:33:31.225 | | | | | | | |
| 36 | 1:23.113 | 29.343 | 25.529 | 28.241 | 134.0 | 2:34:54.338 | | | | | | | |
| 37 | 1:22.901 | 29.399 | 25.287 | 28.215 | 134.4 | 2:36:17.239 | | | | | | | |
| 38 | 1:22.677 | 29.353 | 25.303 | 28.021 | 134.7 | 2:37:39.916 | | | | | | | |
| 39 | 1:22.420 | 28.966 | 25.289 | 28.165 | 135.1 | 2:39:02.336 | | | | | | | |
| 40 | 1:31.356 B | 30.707 | 25.684 | 34.965 | 121.9 | 2:40:33.692 | | | | | | | |
| 41 | 6:54.519 | 5:51.320 | 30.506 | 32.693 | 26.9 | 2:47:28.211 | | | | | | | |
| 42 | 1:17.819 | 26.949 | 24.325 | 26.545 | 143.1 | 2:48:46.030 | | | | | | | |
| 43 | 1:32.210 B | 30.005 | 28.066 | 34.139 | 120.8 | 2:50:18.240 | | | | | | | |
| 44 | 6:35.952 | 5:27.576 | 36.764 | 31.612 | 28.1 | 2:56:54.192 | | | | | | | |
| 45 | 1:25.329 B | 27.531 | 25.890 | 31.908 | 130.5 | 2:58:19.521 | | | | | | | |

| 94 Pascal Wehrlein | | DEU | | | | | | | | | | | |
|--------------------|-------------------|--------------------|---------------|---------------|-------|-------------|--|--|--|--|--|--|--|
| MAHINDRA RACING | | Mahindra M5Electro | | | | | | | | | | | |
| 1 | 13:29.379 | ... | 33.444 | 35.081 | 13.8 | 13:29.379 | | | | | | | |
| 2 | 1:30.676 | 31.521 | | | 122.8 | 15:00.055 | | | | | | | |
| 3 | 1:21.815 | 28.719 | 25.385 | 27.711 | 136.1 | 16:21.870 | | | | | | | |
| 4 | 1:21.414 | 28.345 | 25.286 | 27.783 | 136.8 | 17:43.284 | | | | | | | |
| 5 | 1:21.565 | 28.252 | 25.491 | 27.822 | 136.6 | 19:04.849 | | | | | | | |
| 6 | 2:15.527 | 42.357 | 51.951 | 41.219 | 82.2 | 21:20.376 | | | | | | | |
| 7 | 1:27.298 B | 28.640 | 25.399 | 33.259 | 127.6 | 22:47.674 | | | | | | | |
| 8 | 24:27.779 | ... | 42.181 | 39.099 | 7.6 | 47:15.453 | | | | | | | |
| 9 | 1:21.111 | 28.427 | 25.012 | 27.672 | 137.3 | 48:36.564 | | | | | | | |
| 10 | 1:22.261 | 28.884 | 25.250 | 28.127 | 135.4 | 49:58.825 | | | | | | | |
| 11 | 1:30.325 B | 28.788 | 26.239 | 35.298 | 123.3 | 51:29.150 | | | | | | | |
| 12 | 27:18.479 | ... | 42.186 | 38.253 | 6.8 | 1:18:47.629 | | | | | | | |
| 13 | 1:20.854 | 28.144 | 25.007 | 27.703 | 137.8 | 1:20:08.483 | | | | | | | |
| 14 | 1:24.438 | 28.911 | 26.658 | 28.869 | 131.9 | 1:21:32.921 | | | | | | | |
| 15 | 1:30.911 B | 29.843 | 26.287 | 34.781 | 122.5 | 1:23:03.832 | | | | | | | |
| 16 | 40:55.488 | ... | 45.149 | 37.598 | 4.5 | 2:03:59.320 | | | | | | | |
| 17 | 3:08.954 B | 1:06.449 | 53.314 | 1:09.191 | 58.9 | 2:07:08.274 | | | | | | | |
| 18 | 8:09.571 | 6:37.185 | 51.664 | 40.722 | 22.8 | 2:15:17.845 | | | | | | | |
| 19 | 1:20.652 | 28.289 | 24.895 | 27.468 | 138.1 | 2:16:38.497 | | | | | | | |
| 20 | 1:20.432 | 28.070 | 24.842 | 27.520 | 138.5 | 2:17:58.929 | | | | | | | |
| 21 | 1:47.031 B | 32.458 | 33.201 | 41.372 | 104.1 | 2:19:45.960 | | | | | | | |
| 22 | 31:53.052 | ... | 54.995 | 38.690 | 5.8 | 2:51:39.012 | | | | | | | |
| 23 | 1:18.914 | 27.084 | 24.966 | 26.864 | 141.1 | 2:52:57.926 | | | | | | | |
| 24 | 2:42.135 | 56.403 | 1:02.553 | 43.179 | 68.7 | 2:55:40.061 | | | | | | | |
| 25 | 1:18.606 | 27.158 | 24.623 | 26.825 | 141.7 | 2:56:58.667 | | | | | | | |
| 26 | 2:15.014 | 40.158 | 43.096 | 51.760 | 82.5 | 2:59:13.681 | | | | | | | |
| 27 | 1:22.713 | 30.229 | 25.002 | 27.482 | 134.7 | 3:00:36.394 | | | | | | | |