

ABB FIA Formula E Championship Valencia Testing Test session 3

Analysis

Official Timekeeper

■ 250KW
 ■ 225KW
 ■ Personal Best
 ■ Session Best
 ■ B Crossing the finish line in pit lane

Lap	Time	Sector 1	Sector 2	Sector 3	Kph	Elapsed	Lap	Time	Sector 1	Sector 2	Sector 3	Kph	Elapsed	
2	Sam Bird GBR							12	1:25.537	30.462	26.161	28.914	130.2	18:27.674
	Envision Virgin Racing Audi e-tron FE05							13	1:26.005	30.732	26.175	29.098	129.5	19:53.679
1	3:25.633 B	2:19.240	29.376	37.017	54.2	3:25.633	14	1:25.739	30.499	26.224	29.016	129.9	21:19.418	
2	1:10.9.403	...	33.127	32.428	16.6	14:35.036	15	1:25.621	30.225	26.255	29.141	130.1	22:45.039	
3	1:42.048 B	34.257	29.324	38.467	109.1	16:17.084	16	1:25.972	30.642	26.151	29.179	129.6	24:11.011	
4	1:53.093	...	26.420	29.233	15.6	28:10.177	17	1:25.444	30.068	26.188	29.188	130.4	25:36.455	
5	1:23.591	29.731	25.373	28.487	133.2	29:33.768	18	1:27.060 ■	31.847	26.440	28.773	127.9	27:03.515	
6	1:22.923	29.182	25.320	28.421	134.3	30:56.691	19	1:25.125 ■	30.033	26.243	28.849	130.8	28:28.640	
7	1:21.157	28.537	24.936	27.684	137.2	32:17.848	20	1:24.905 ■	30.229	26.077	28.599	131.2	29:53.545	
8	1:21.536	28.796	24.851	27.889	136.6	33:39.384	21	1:26.539	30.813	26.524	29.202	128.7	31:20.084	
9	1:20.621	28.294	24.784	27.543	138.2	35:00.005	22	1:26.916	30.253	26.480	30.183	128.2	32:47.000	
10	1:20.439	28.069	24.855	27.515	138.5	36:20.444	23	1:46.645 B	32.346	30.689	43.610	104.4	34:33.645	
11	1:20.677	28.184	24.826	27.667	138.1	37:41.121	24	35:48.160	...	32.041	29.930	5.2	1:10:21.805	
12	1:23.124	29.264	25.269	28.591	134.0	39:04.245	25	1:20.645 ■	28.565	24.804	27.276	138.1	1:11:42.450	
13	1:23.571	29.740	25.367	28.464	133.3	40:27.816	26	1:20.235	28.199	24.802	27.234	138.8	1:13:02.685	
14	1:28.417 B	29.295	25.370	33.752	126.0	41:56.233	27	1:20.493	28.161	24.887	27.445	138.4	1:14:23.178	
15	47:53.061	...	30.664	30.947	3.9	1:29:49.294	28	1:33.997 B	32.102	26.260	35.635	118.5	1:15:57.175	
16	1:33.043	30.977	31.349	30.717	119.7	1:31:22.337	29	:08:34.154	...	26.459	29.405	2.7	2:24:31.329	
17	1:20.209	28.087	24.678	27.444	138.9	1:32:42.546	30	1:25.510	30.887	25.787	28.836	130.3	2:25:56.839	
18	1:46.358	39.262	33.749	33.347	104.7	1:34:28.904	31	1:25.223	30.244	26.171	28.808	130.7	2:27:22.062	
19	1:19.920	27.701	24.714	27.505	139.4	1:35:48.824	32	1:24.712	30.148	25.890	28.674	131.5	2:28:46.774	
20	1:54.260	37.075	37.361	39.824	97.5	1:37:43.084	33	1:26.670	30.366	25.878	30.426	128.5	2:30:13.444	
21	1:29.496 B	27.784	24.694	37.018	124.5	1:39:12.580	34	1:25.005	30.349	25.887	28.769	131.0	2:31:38.449	
22	55:49.741	...	25.952	28.927	3.3	2:35:02.321	35	1:24.104	29.976	25.727	28.401	132.4	2:33:02.553	
23	1:23.789	29.611	25.453	28.725	132.9	2:36:26.110	36	1:24.401	30.085	25.791	28.525	132.0	2:34:26.954	
24	1:23.711	29.379	25.428	28.904	133.1	2:37:49.821	37	1:24.046	29.879	25.817	28.350	132.5	2:35:51.000	
25	1:23.809	29.479	25.485	28.845	132.9	2:39:13.630	38	1:24.029	29.975	25.762	28.292	132.6	2:37:15.029	
26	1:24.314	29.579	25.503	29.232	132.1	2:40:37.944	39	1:24.921 ■	30.888	26.121	27.912	131.2	2:38:39.950	
27	1:25.216	30.131	25.641	29.444	130.7	2:42:03.160	40	1:23.593 ■	29.619	25.758	28.216	133.2	2:40:03.543	
28	1:24.972	30.240	25.580	29.152	131.1	2:43:28.132	41	1:24.107 ■	29.559	25.753	28.795	132.4	2:41:27.650	
29	1:24.678 ■	31.101	25.134	28.443	131.5	2:44:52.810	42	1:24.840 ■	30.284	26.112	28.444	131.3	2:42:52.490	
30	1:23.784 ■	29.866	25.414	28.504	132.9	2:46:16.594	43	1:24.159 ■	29.922	25.878	28.359	132.3	2:44:16.649	
31	1:23.735 ■	29.784	25.410	28.541	133.0	2:47:40.329	44	1:24.216 ■	29.939	25.771	28.506	132.3	2:45:40.865	
32	1:24.527 ■	29.458	25.718	29.351	131.8	2:49:04.856	45	1:25.339 ■	30.301	26.049	28.989	130.5	2:47:06.204	
33	1:24.579	29.855	25.443	29.281	131.7	2:50:29.435	46	1:25.258 ■	30.415	25.940	28.903	130.6	2:48:31.462	
34	1:24.362	30.006	25.591	28.765	132.0	2:51:53.797	47	1:27.365 ■	31.918	26.365	29.082	127.5	2:49:58.827	
35	1:23.937	29.506	25.618	28.813	132.7	2:53:17.734	48	1:26.188 ■	30.943	26.618	28.627	129.2	2:51:25.015	
36	1:24.642	29.563	25.873	29.206	131.6	2:54:42.376	49	1:25.183 ■	30.636	25.976	28.571	130.8	2:52:50.198	
37	1:23.965	29.521	25.611	28.833	132.7	2:56:06.341	50	1:25.820 ■	30.658	26.291	28.871	129.8	2:54:16.018	
38	1:25.020 ■	30.801	25.446	28.773	131.0	2:57:31.361	51	1:31.929 B	30.816	26.204	34.909	121.2	2:55:47.947	
39	1:23.342 ■	29.558	25.506	28.278	133.6	2:58:54.703	52	2:20.130 ■	1:24.920	26.390	28.820	79.5	2:58:08.077	
40	1:23.216 ■	29.397	25.452	28.367	133.8	3:00:17.919	53	1:25.260 ■	30.610	25.981	28.669	130.6	2:59:33.337	
							54	1:25.158 ■	30.668	25.927	28.563	130.8	3:00:58.495	
3	Nelson Piquet BRA							4	Robin Frijns NLD					
	Panasonic Jaguar Racing Jaguar I-Type III								Envision Virgin Racing Audi e-tron FE05					
1	2:40.373	1:42.287	28.282	29.804	69.5	2:40.373	1	3:01.950	1:58.426	31.046	32.478	61.2	3:01.950	
2	1:29.212	31.995	28.168	29.049	124.9	4:09.585	2	1:33.499 B	32.422	26.717	34.360	119.1	4:35.449	
3	1:27.027	31.345	26.415	29.267	128.0	5:36.612	3	26:56.962	...	32.319	30.535	6.9	31:32.411	
4	1:26.154	30.805	26.194	29.155	129.3	7:02.766	4	1:29.673 B	30.049	25.542	34.082	124.2	33:02.084	
5	1:25.243	30.501	26.225	28.517	130.7	8:28.009	5	9:43.943	8:35.021	35.478	33.444	19.1	42:46.027	
6	1:25.103	30.455	25.974	28.674	130.9	9:53.112	6	1:35.123	34.410	29.808	30.905	117.1	44:21.150	
7	1:25.282	30.585	25.913	28.784	130.6	11:18.394	7	1:28.397	32.419	27.373	28.605	126.0	45:49.547	
8	1:25.234	30.352	26.092	28.790	130.7	12:43.628	8	1:22.174	29.189	25.222	27.763	135.5	47:11.721	
9	1:25.468	30.170	25.994	29.304	130.3	14:09.096	9	1:40.683	31.939	34.146	34.598	110.6	48:52.404	
10	1:25.601	30.304	26.007	29.290	130.1	15:34.697	10	1:20.276	28.182	24.851	27.243	138.8	50:12.680	
11	1:27.440	32.440	26.218	28.782	127.4	17:02.137	11	1:40.124 B	32.877	30.751	36.496	111.2	51:52.804	
							12	26:28.422	...	29.744	31.570	7.0	1:18:21.226	




ABB FIA Formula E Championship

Valencia Testing

Test session 3

Analysis

Official Timekeeper

Lap	Time	Sector 1	Sector 2	Sector 3	Kph	Elapsed	Lap	Time	Sector 1	Sector 2	Sector 3	Kph	Elapsed
13	1:32.336	32.635	28.417	31.284	120.6	1:19:53.562	30	1:43.367	48.812	26.010	28.545	107.8	2:56:37.352
14	1:21.955	28.296	24.699	28.960	135.9	1:21:15.517	31	1:23.697	29.627	25.777	28.293	133.1	2:58:01.049
15	1:47.604	34.096	34.616	38.892	103.5	1:23:03.121	32	1:23.606	29.606	25.718	28.282	133.2	2:59:24.655
16	1:20.209	28.035	24.748	27.426	138.9	1:24:23.330	33	1:23.437	29.616	25.626	28.195	133.5	3:00:48.092
17	1:41.241 B	31.894	30.483	38.864	110.0	1:26:04.571	6 Antonio Fuoco ITA						
18	14:30.183	...	30.725	34.510	12.8	1:40:34.754	GEOX DRAGON Penske EV-3						
19	1:23.659	27.489	24.448	31.722	133.1	1:41:58.413	1	2:34.632	1:33.883	29.363	31.386	72.0	2:34.632
20	1:55.338	36.992	42.776	35.570	96.6	1:43:53.751	2	1:37.389 B	34.188	27.472	35.729	114.4	4:12.021
21	1:18.288	27.306	24.338	26.644	142.3	1:45:12.039	3	9:33.573	8:39.389	26.069	28.115	19.4	13:45.594
22	1:42.073 B	31.995	31.418	38.660	109.1	1:46:54.112	4	1:30.475 B	30.030	25.515	34.930	123.1	15:16.069
23	51:57.368	...	28.275	28.863	3.6	2:38:51.480	5	26:39.688	...	28.249	34.848	7.0	41:55.757
24	1:24.121	29.907	25.657	28.557	132.4	2:40:15.601	6	1:26.708	31.488	24.884	30.336	128.5	43:22.465
25	1:24.131	29.406	25.537	29.188	132.4	2:41:39.732	7	1:46.898	42.510	32.326	32.062	104.2	45:09.363
26	1:24.171	29.566	25.725	28.880	132.3	2:43:03.903	8	1:21.879	29.202	24.997	27.680	136.0	46:31.242
27	1:24.137	29.623	25.655	28.859	132.4	2:44:28.040	9	1:44.406	42.182	30.935	31.289	106.7	48:15.648
28	1:26.946	31.948	26.071	28.927	128.1	2:45:54.986	10	1:21.570	28.939	24.928	27.703	136.6	49:37.218
29	1:25.664	31.439	25.772	28.453	130.0	2:47:20.650	11	1:44.592	41.286	31.088	32.218	106.5	51:21.810
30	1:23.653	29.875	25.357	28.421	133.2	2:48:44.303	12	1:21.129	29.033	24.686	27.410	137.3	52:42.939
31	1:24.935	30.023	26.677	28.235	131.1	2:50:09.238	13	1:42.526	38.496	31.553	32.477	108.6	54:25.465
32	1:25.058	30.160	26.203	28.695	131.0	2:51:34.296	14	1:20.969	28.571	24.979	27.419	137.6	55:46.434
33	1:25.095	30.038	25.853	29.204	130.9	2:52:59.391	15	1:39.002	37.664	29.796	31.542	112.5	57:25.436
34	1:24.993	30.164	25.770	29.059	131.1	2:54:24.384	16	1:21.253	28.560	24.666	28.027	137.1	58:46.689
35	1:24.955	29.965	25.894	29.096	131.1	2:55:49.339	17	1:46.848	34.584	34.798	37.466	104.2	1:00:33.537
36	1:25.952	30.053	25.854	30.045	129.6	2:57:15.291	18	1:20.745	28.370	24.772	27.603	137.9	1:01:54.282
37	1:26.284	31.800	25.943	28.541	129.1	2:58:41.575	19	1:46.558 B	36.063	29.895	40.600	104.5	1:03:40.840
38	1:23.178	29.519	25.501	28.158	133.9	3:00:04.753	20	52:31.369 B	...	30.092	37.834	3.5	1:56:12.209
5 Stoffel Vandoorne BEL							7 Jose Maria Lopez ARG						
HWA RACELAB Venturi VFE05							GEOX DRAGON Penske EV-3						
1	1:53.608	52.750	29.326	31.532	98.0	1:53.608	1	2:19.419	1:11.414	31.600	36.405	79.9	2:19.419
2	1:36.000 B	32.730	27.230	36.040	116.0	3:29.608	2	1:21.114	28.565	25.055	27.494	137.3	3:40.533
3	15:29.120	...	27.605	43.332	12.0	18:58.728	3	1:19.930	27.811	24.754	27.365	139.4	5:00.463
4	1:21.631	28.783	25.190	27.658	136.4	20:20.359	4	1:35.143	36.601	29.139	29.403	117.1	6:35.606
5	1:49.502	40.192	38.548	30.762	101.7	22:09.861	5	1:35.113	34.458	30.609	30.046	117.1	8:10.719
6	1:19.645	27.870	24.712	27.063	139.9	23:29.506	6	1:19.920	27.622	24.820	27.478	139.4	9:30.639
7	1:55.832	38.707	44.761	32.364	96.2	25:25.338	7	1:32.367	35.159	28.220	28.988	120.6	11:03.006
8	1:36.600	32.992	31.200	32.408	115.3	27:01.938							
9	1:19.693	27.833	24.711	27.149	139.8	28:21.631							
10	1:29.739 B	30.739	25.542	33.458	124.1	29:51.370							
11	39:28.510 B	...	25.263	33.986	4.7	1:09:19.880							
12	14:48.614	...	28.083	31.226	12.5	1:24:08.494							
13	1:18.231	27.229	24.526	26.476	142.4	1:25:26.725							
14	2:03.091	48.975	38.549	35.567	90.5	1:27:29.816							
15	1:18.032	27.101	24.360	26.571	142.7	1:28:47.848							
16	1:41.612 B	35.380	31.768	34.464	109.6	1:30:29.460							
17	:07:35.412	...	25.661	28.061	2.7	2:38:04.872							
18	1:23.355	28.932	25.459	28.964	133.6	2:39:28.227							
19	1:23.845	29.644	25.503	28.698	132.8	2:40:52.072							
20	1:24.044	30.077	25.566	28.401	132.5	2:42:16.116							
21	1:24.353	30.019	25.700	28.634	132.0	2:43:40.469							
22	1:24.169	29.663	25.911	28.595	132.3	2:45:04.638							
23	1:25.046	30.126	25.826	29.094	131.0	2:46:29.684							
24	1:25.020	30.149	25.973	28.898	131.0	2:47:54.704							
25	1:23.145	29.675	25.383	28.087	134.0	2:49:17.849							
26	1:25.180	31.095	25.560	28.525	130.8	2:50:43.029							
27	1:23.571	29.610	25.752	28.209	133.3	2:52:06.600							
28	1:22.928	29.176	25.567	28.185	134.3	2:53:29.528							
29	1:24.457	29.334	25.684	29.439	131.9	2:54:53.985							




ABB FIA Formula E Championship

Valencia Testing

Test session 3

Analysis

Official Timekeeper TAGHeuer

■ 250KW
 ■ 225KW
 ■ Personal Best
 ■ Session Best
 ■ B Crossing the finish line in pit lane

Lap	Time	Sector 1	Sector 2	Sector 3	Kph	Elapsed	Lap	Time	Sector 1	Sector 2	Sector 3	Kph	Elapsed
8	1:23.725	29.300	25.523	28.902	133.0	12:26.731	17	1:19.134	27.532	24.347	27.255	140.8	2:10:17.246
9	1:24.908	30.142	25.729	29.037	131.2	13:51.639	18	1:35.476	34.463	31.937	29.076	116.7	2:11:52.722
10	1:24.363	29.782	25.667	28.914	132.0	15:16.002	19	1:19.148	27.560	24.584	27.004	140.7	2:13:11.870
11	1:23.231	29.068	25.439	28.724	133.8	16:39.233	20	1:38.745 B	32.287	26.917	39.541	112.8	2:14:50.615
12	1:24.608	30.126	25.555	28.927	131.6	18:03.841	21	14:19.719	...	30.337	30.557	130.0	2:29:10.334
13	1:23.837	29.596	25.549	28.692	132.9	19:27.678	22	1:18.236	27.310	24.343	26.583	142.4	2:30:28.570
14	1:47.034 B	42.411	26.179	38.444	104.1	21:14.712	23	1:35.885	32.733	32.787	30.365	116.2	2:32:04.455
15	38:51.016	...	30.062	30.393	4.8	1:00:05.728	24	1:18.722	27.684	24.458	26.580	141.5	2:33:23.177
16	1:30.000	32.238	28.535	29.227	123.8	1:01:35.728	25	1:31.100 B	29.716	25.798	35.586	122.3	2:34:54.277
17	1:35.242	34.734	31.331	29.177	116.9	1:03:10.970	26	17:11.247	...	30.126	33.558	108.2	2:52:05.524
18	1:17.830	26.779	24.315	26.736	143.1	1:04:28.800	27	1:28.707	32.560	26.924	29.223	125.6	2:53:34.231
19	1:49.835	35.275	38.326	36.234	101.4	1:06:18.635	28	1:18.996	27.296	24.428	27.272	141.0	2:54:53.227
20	1:25.076	30.371	25.738	28.967	130.9	1:07:43.711	29	1:35.197	33.138	31.203	30.856	117.0	2:56:28.424
21	1:24.878	30.097	25.780	29.001	131.2	1:09:08.589	30	1:18.626	27.230	24.647	26.749	141.7	2:57:47.050
22	1:24.751	30.054	25.688	29.009	131.4	1:10:33.340	31	1:34.946	31.648	30.977	32.321	117.3	2:59:21.996
23	1:24.048	29.756	25.568	28.724	132.5	1:11:57.388	32	1:19.015	27.544	24.533	26.938	141.0	3:00:41.011
24	1:23.972	29.748	25.537	28.687	132.6	1:13:21.360							
25	1:23.879	29.539	25.584	28.756	132.8	1:14:45.239							
26	1:23.849	29.658	25.476	28.715	132.8	1:16:09.088							
27	1:24.449	30.271	25.434	28.744	131.9	1:17:33.537							
28	1:31.073 B	29.803	25.745	35.525	122.3	1:19:04.610							
29	44:54.568	...	32.945	35.408	4.1	2:03:59.178							
30	1:33.206	34.740	28.315	30.151	119.5	2:05:32.384							
31	1:34.486 B	33.857	26.909	33.720	117.9	2:07:06.870							
32	5:14.857	4:08.065	30.913	35.879	35.4	2:12:21.727							
33	1:54.075	32.448	44.528	37.099	97.6	2:14:15.802							
34	1:18.308	27.176	24.249	26.883	142.2	2:15:34.110							
35	1:46.429	33.068	35.165	38.196	104.7	2:17:20.539							
36	1:23.152	29.879	25.079	28.194	134.0	2:18:43.691							
37	1:23.839	29.242	25.749	28.848	132.9	2:20:07.530							
38	1:23.300	29.365	25.264	28.671	133.7	2:21:30.830							
39	1:23.619	29.748	25.322	28.549	133.2	2:22:54.449							
40	1:23.746	29.609	25.483	28.654	133.0	2:24:18.195							
41	1:23.620	29.492	25.511	28.617	133.2	2:25:41.815							
42	1:36.745 B	29.743	27.026	39.976	115.1	2:27:18.560							
43	28:39.191	...	35.913	32.429	6.5	2:55:57.751							
44	1:46.836	29.048	42.915	34.873	104.3	2:57:44.587							
45	1:17.854	26.999	24.177	26.678	143.1	2:59:02.441							
46	1:33.337 B	33.664	25.098	34.575	119.3	3:00:35.778							

8 Tom Dillmann		FRA					
NIO Formula E Team		NIO Sport 004					
1	2:05.520 B	57.724	28.313	39.483	88.7	2:05.520	
2	11:29.166	...	28.030	31.014	16.2	13:34.686	
3	1:21.091	28.421	25.123	27.547	137.4	14:55.777	
4	1:20.507	28.056	24.986	27.465	138.4	16:16.284	
5	1:29.398	28.176	27.894	33.328	124.6	17:45.682	
6	1:20.319	27.986	24.853	27.480	138.7	19:06.001	
7	1:34.554 B	30.282	27.390	36.882	117.8	20:40.555	
8	27:12.721	...	28.804	31.616	6.8	47:53.276	
9	1:19.138	27.742	24.486	26.910	140.7	49:12.414	
10	1:19.962	27.957	24.615	27.390	139.3	50:32.376	
11	1:27.016 B	27.869	24.759	34.388	128.0	51:59.392	
12	22:04.711	...	30.601	30.596	8.4	1:14:04.103	
13	1:18.885	27.537	24.298	27.050	141.2	1:15:22.988	
14	1:20.083	27.761	24.880	27.442	139.1	1:16:43.071	
15	1:29.327 B	28.061	25.057	36.209	124.7	1:18:12.398	
16	50:45.714	...	30.299	31.792	3.7	2:08:58.112	

11 Lucas Di Grassi		BRA					
Audi Sport Abt Schaeffler		Audi e-tron FE05					
1	5:47.018	4:37.423	35.317	34.278	32.1	5:47.018	
2	1:42.422 B	35.776	28.515	38.131	108.8	7:29.440	
3	7:49.640 B	6:41.188	29.625	38.827	23.7	15:19.080	
4	21:35.229	...	26.580	29.258	8.6	36:54.309	
5	1:23.937	29.680	25.587	28.670	132.7	38:18.246	
6	1:22.872	28.764	25.514	28.594	134.4	39:41.118	
7	1:23.907	29.533	25.736	28.638	132.7	41:05.025	
8	1:24.182	29.442	25.733	29.007	132.3	42:29.207	
9	1:24.011	29.423	26.004	28.584	132.6	43:53.218	
10	1:24.345	29.848	25.588	28.909	132.1	45:19.563	
11	1:24.372	29.647	25.616	29.109	132.0	46:41.935	
12	1:24.628	29.929	25.576	29.123	131.6	48:06.563	
13	1:24.432	29.656	25.752	29.024	131.9	49:30.995	
14	1:24.257	29.709	25.677	28.871	132.2	50:55.252	
15	1:24.516	29.777	25.709	29.030	131.8	52:19.768	
16	1:24.473	29.784	25.569	29.120	131.9	53:44.241	
17	1:24.513	30.954	25.449	28.110	131.8	55:08.754	
18	1:23.140	29.701	25.182	28.257	134.0	56:31.894	
19	1:22.929	29.495	25.248	28.186	134.3	57:54.823	
20	1:24.003	29.513	25.643	28.847	132.6	59:18.826	
21	1:24.046	29.642	25.436	28.968	132.5	1:00:42.872	
22	1:24.365	29.692	25.437	29.236	132.0	1:02:07.237	
23	1:24.153	29.700	25.510	28.943	132.4	1:03:31.390	
24	1:24.203	30.854	25.002	28.347	132.3	1:04:55.593	
25	1:23.145	29.555	25.377	28.213	134.0	1:06:18.738	
26	1:22.679	29.371	25.097	28.211	134.7	1:07:41.417	
27	1:24.211	29.575	25.521	29.115	132.3	1:09:05.628	
28	1:24.168	29.674	25.536	28.958	132.3	1:10:29.796	
29	1:24.004	29.573	25.501	28.930	132.6	1:11:53.800	
30	1:24.413	30.054	25.423	28.936	132.0	1:13:18.213	
31	1:23.958	29.777	25.447	28.734	132.7	1:14:42.171	
32	1:23.909	29.493	25.532	28.884	132.7	1:16:06.080	
33	1:23.911	29.544	25.518	28.849	132.7	1:17:29.991	
34	1:24.307	29.624	25.440	29.243	132.1	1:18:54.298	
35	1:24.151	29.595	25.509	29.047	132.4	1:20:18.449	
36	1:24.874	29.793	25.910	29.171	131.2	1:21:43.323	
37	1:23.477	29.586	25.386	28.505	133.4	1:23:06.800	
38	1:58.619 B	39.362	34.643	44.614	93.9	1:25:05.419	
39	59:22.824	...	33.680	33.839	3.1	2:24:28.243	




ABB FIA Formula E Championship Valencia Testing Test session 3

Analysis

Official Timekeeper

■ 250KW
 ▣ 225KW
 ■ Personal Best
 ■ Session Best
 B Crossing the finish line in pit lane

Lap	Time	Sector 1	Sector 2	Sector 3	Kph	Elapsed	Lap	Time	Sector 1	Sector 2	Sector 3	Kph	Elapsed
40	1:17.718	27.027	24.392	26.299	143.3	2:25:45.961	8	1:26.328	31.348	25.958	29.022	129.0	28:34.693
41	1:23.340	30.694	24.974	27.672	133.7	2:27:09.301	9	1:26.087	30.517	26.135	29.435	129.4	30:00.780
42	1:30.920 B	30.079	26.905	33.936	122.5	2:28:40.221	10	1:26.484	31.150	25.818	29.516	128.8	31:27.264
43	7:28.457	6:21.672	29.381	37.404	24.8	2:36:08.678	11	1:26.322	30.900	26.102	29.320	129.0	32:53.586
44	1:37.545 B	30.945	32.631	33.969	114.2	2:37:46.223	12	1:28.091	32.387	26.074	29.630	126.4	34:21.677
45	5:32.767	4:32.127	27.918	32.722	33.5	2:43:18.990	13	1:26.516	31.227	25.935	29.354	128.7	35:48.193
46	1:19.893	26.970	26.301	26.622	139.4	2:44:38.883	14	1:25.600	30.662	25.829	29.109	130.1	37:13.793
47	1:30.041 B	28.257	26.360	35.424	123.7	2:46:08.924	15	1:26.112	30.179	26.688	29.245	129.3	38:39.905
48	6:20.092	5:18.747	26.439	34.906	29.3	2:52:29.016	16	1:27.204	31.881	26.208	29.115	127.7	40:07.109
49	1:17.535	26.844	24.266	26.425	143.7	2:53:46.551	17	1:27.533	31.868	26.323	29.342	127.2	41:34.642
50	1:38.174 B	31.507	30.433	36.234	113.5	2:55:24.725	18	1:32.503 B	31.394	25.739	35.370	120.4	43:07.145

16 Oliver Turvey GBR						
NIO Formula E Team			NIO Sport 004			
1	2:11.086 B	1:00.320	30.864	39.902	85.0	2:11.086
2	13:45.543	...	30.880	33.632	13.5	15:56.629
3	1:30.380	29.667	26.048	34.665	123.2	17:27.009
4	1:19.996	28.050	24.776	27.170	139.2	18:47.005
5	1:41.332	35.292	33.103	32.937	109.9	20:28.337
6	1:19.847	27.988	24.784	27.075	139.5	21:48.184
7	1:20.928	28.410	25.003	27.515	137.6	23:09.112
8	1:30.060 B	29.049	25.456	35.555	123.7	24:39.172
9	33:45.425	...	29.315	32.067	5.5	58:24.597
10	1:51.211 B	29.197	37.787	44.227	100.2	1:00:15.808
11	7:01.949	5:58.116	31.552	32.281	26.4	1:07:17.757
12	1:39.297	37.605	30.991	30.701	112.2	1:08:57.054
13	1:19.370	28.018	24.565	26.787	140.3	1:10:16.424
14	1:48.277	37.151	36.575	34.551	102.9	1:12:04.701
15	1:19.055	27.679	24.479	26.897	140.9	1:13:23.756
16	1:34.933 B	33.123	27.246	34.564	117.3	1:14:58.689
17	38:56.639	...	28.947	30.483	4.8	1:53:55.328
18	1:18.369	27.705	24.194	26.470	142.1	1:55:13.697
19	1:44.271	33.897	37.540	32.834	106.8	1:56:57.968
20	1:19.463	28.065	24.630	26.768	140.2	1:58:17.431
21	1:40.371	33.926	35.751	30.694	111.0	1:59:57.802
22	1:19.435	27.718	24.930	26.787	140.2	2:01:17.237
23	1:31.222 B	31.662	25.245	34.315	122.1	2:02:48.459
24	37:13.233	...	33.003	33.175	5.0	2:40:01.692
25	1:18.240	27.538	24.282	26.420	142.4	2:41:19.932
26	1:42.061 B	32.279	27.878	41.904	109.1	2:43:01.993
27	5:45.663	4:43.398	28.730	33.535	32.2	2:48:47.656
28	1:18.370	27.519	24.229	26.622	142.1	2:50:06.026
29	1:36.658 B	31.428	29.625	35.605	115.2	2:51:42.684
30	4:19.580	3:18.725	28.908	31.947	42.9	2:56:02.264
31	1:32.637	29.846	31.229	31.562	120.2	2:57:34.901
32	1:37.877	35.503	31.047	31.327	113.8	2:59:12.778
33	1:18.512	27.723	24.230	26.559	141.9	3:00:31.290

17 Gary Paffett GBR						
HWA RACELAB			Venturi VFE05			
1	1:55.806	54.207	29.227	32.372	96.2	1:55.806
2	1:37.969 B	33.724	27.488	36.757	113.7	3:33.775
3	17:50.381	...	25.718	28.333	10.4	21:24.156
4	1:25.650	30.380	25.890	29.380	130.0	22:49.806
5	1:26.529	30.988	26.211	29.330	128.7	24:16.335
6	1:26.045	30.856	26.045	29.144	129.4	25:42.380
7	1:25.985	30.769	25.917	29.299	129.5	27:08.365

19 Felipe Massa BRA						
Venturi Formula E Team			Venturi VFE05			
1	3:54.880 B	2:41.928	31.810	41.142	47.4	3:54.880
2	10:26.996	9:23.441	30.423	33.132	17.8	14:21.876
3	1:19.329	27.906	24.453	26.970	140.4	15:41.205
4	1:51.392	37.723	35.516	38.153	100.0	17:32.597
5	1:18.511	27.419	24.289	26.803	141.9	18:51.108
6	1:24.759	31.153	25.253	28.353	131.4	20:15.867
7	1:22.970	29.500	25.360	28.110	134.2	21:38.837
8	1:22.013	28.945	25.160	27.908	135.8	23:00.850
9	1:22.840	29.381	25.417	28.042	134.5	24:23.690
10	1:23.283	29.706	25.462	28.115	133.7	25:46.973
11	1:22.858	29.327	25.378	28.153	134.4	27:09.831
12	1:23.185	29.637	25.434	28.114	133.9	28:33.016
13	1:29.808 B	29.787	25.512	34.509	124.0	30:02.824
14	57:10.923	...	30.044	32.763	3.2	1:27:13.747
15	1:46.842	27.875	35.851	43.116	104.3	1:29:00.589
16	1:17.696	27.068	24.226	26.402	143.4	1:30:18.285
17	2:02.182 B	42.931	37.225	42.026	91.2	1:32:20.467
18	9:06.721	8:03.446	31.088	32.187	20.4	1:41:27.188
19	1:30.361	27.320	24.162	38.879	123.3	1:42:57.549
20	1:54.851 B	38.979	33.855	42.017	97.0	1:44:52.400




ABB FIA Formula E Championship

Valencia Testing

Test session 3

Analysis

Official Timekeeper TAGHeuer


■ 250KW ■ 225KW ■ Personal Best ■ Session Best ■ B Crossing the finish line in pit lane

Lap	Time	Sector 1	Sector 2	Sector 3	Kph	Elapsed	Lap	Time	Sector 1	Sector 2	Sector 3	Kph	Elapsed
21	45:29.197	...	29.276	33.581	4.1	2:30:21.597							
22	1:18.006	■	27.197	24.234	26.575	142.8	2:31:39.603						
23	1:51.631	■	40.720	38.553	32.358	99.8	2:33:31.234						
24	1:27.333	B ■	27.015	24.241	36.077	127.5	2:34:58.567						
25	10:08.503	9:15.042	25.341	28.120	18.3	2:45:07.070							
26	1:23.672	30.197	25.343	28.132	133.1	2:46:30.742							
27	1:23.335	29.980	25.249	28.106	133.7	2:47:54.077							
28	1:22.702	29.376	25.277	28.049	134.7	2:49:16.779							
29	1:22.814	29.285	25.403	28.126	134.5	2:50:39.593							
30	1:22.891	29.244	25.402	28.245	134.4	2:52:02.484							
31	1:24.300	■	31.293	24.981	28.026	132.1	2:53:26.784						
32	1:23.115	■	29.459	25.597	28.059	134.0	2:54:49.899						
33	1:22.864	■	29.393	25.312	28.159	134.4	2:56:12.763						
34	1:23.182	■	29.535	25.493	28.154	133.9	2:57:35.945						
35	1:23.998	30.163	25.649	28.186	132.6	2:58:59.943							
36	1:42.431	B	29.782	29.139	43.510	108.7	3:00:42.374						

20 Mitch Evans NZL							
Panasonic Jaguar Racing				Jaguar I-Type III			
1	1:53.814	50.501	32.203	31.110	97.9	1:53.814	
2	1:21.880	28.622	25.545	27.713	136.0	3:15.694	
3	1:41.671	36.586	31.464	33.621	109.6	4:57.365	
4	1:20.559	28.318	24.844	27.397	138.3	6:17.924	
5	1:37.741	B	34.641	27.747	35.353	114.0	7:55.665
6	12:09.116	...	33.459	30.745	15.3	20:04.781	
7	1:39.945	33.452	32.994	33.499	111.4	21:44.726	
8	1:20.811	28.331	24.957	27.523	137.8	23:05.537	
9	1:45.272	34.552	32.740	37.980	105.8	24:50.809	
10	1:20.154	28.074	24.693	27.387	139.0	26:10.963	
11	1:35.973	B	34.098	27.305	34.570	116.1	27:46.936
12	20:44.249	...	33.862	31.488	9.0	48:31.185	
13	1:32.893	32.996	30.216	29.681	119.9	50:04.078	
14	1:45.412	B	37.523	32.462	35.427	105.7	51:49.490
15	12:03.851	...	34.622	32.283	15.4	1:03:53.341	
16	1:17.975	■	27.348	24.198	26.429	142.8	1:05:11.316
17	1:53.094	■	33.666	36.726	42.702	98.5	1:07:04.410
18	1:18.551	■	27.487	24.361	26.703	141.8	1:08:22.961
19	1:40.977	B	35.615	30.581	34.781	110.3	1:10:03.938
20	01:33.118	...	33.276	31.810	3.0	2:11:37.056	
21	1:18.592	■	27.282	24.599	26.711	141.7	2:12:55.648
22	1:41.597	■	34.271	35.001	32.325	109.6	2:14:37.245
23	1:31.393	B	27.479	24.478	39.436	121.9	2:16:08.638
24	13:10.099	...	33.278	34.986	14.1	2:29:18.737	
25	1:18.560	■	27.416	24.407	26.737	141.8	2:30:37.297
26	1:41.698	■	34.962	35.113	31.623	109.5	2:32:18.995
27	1:39.156	B	35.120	30.045	33.991	112.3	2:33:58.151
28	14:27.162	...	37.864	46.565	12.8	2:48:25.313	
29	1:18.233	■	27.448	24.338	26.447	142.4	2:49:43.546
30	1:58.020	■	40.237	36.714	41.069	94.4	2:51:41.566
31	1:57.483	36.105	36.406	44.972	94.8	2:53:39.049	
32	1:35.464	■	36.495	29.986	28.983	116.7	2:55:14.513
33	1:18.288	■	27.389	24.414	26.485	142.3	2:56:32.801
34	1:44.061	■	30.086	33.058	40.917	107.0	2:58:16.862
35	1:34.954	■	37.448	28.517	28.989	117.3	2:59:51.816
36	1:40.403	B	34.283	28.464	37.656	110.9	3:01:32.219

23 Sebastien Buemi CHE							
Nissan e.dams				Nissan IM01			
1	9:05.738	8:08.896	27.441	29.401	20.4	9:05.738	
2	1:31.994	B	30.410	26.039	35.545	121.1	10:37.732
3	0:40.885	...	28.369	29.806	3.1	1:11:18.617	
4	1:28.373	B	29.286	25.409	33.678	126.0	1:12:46.990
5	45:37.951	...	26.393	28.262	4.1	1:58:24.941	
6	1:30.275	B	29.193	25.292	35.790	123.4	1:59:55.216
7	29:59.079	...	26.603	29.745	6.2	2:29:54.295	
8	1:25.652	30.781	26.124	28.747	130.0	2:31:19.947	
9	1:25.048	30.254	26.015	28.779	131.0	2:32:44.995	
10	1:24.547	30.109	25.758	28.680	131.7	2:34:09.542	
11	1:24.657	29.589	26.160	28.908	131.6	2:35:34.199	
12	1:24.453	29.968	25.857	28.628	131.9	2:36:58.652	
13	1:24.493	29.899	25.921	28.673	131.8	2:38:23.145	
14	1:24.351	29.752	25.956	28.643	132.0	2:39:47.496	
15	1:24.417	29.900	25.871	28.646	131.9	2:41:11.913	
16	1:26.141	31.118	26.296	28.727	129.3	2:42:38.054	
17	1:23.943	29.710	25.667	28.566	132.7	2:44:01.997	
18	1:24.202	29.730	25.761	28.711	132.3	2:45:26.199	
19	1:24.072	29.574	25.815	28.683	132.5	2:46:50.271	
20	1:24.071	29.748	25.732	28.591	132.5	2:48:14.342	
21	1:27.067	31.354	26.948	28.765	127.9	2:49:41.409	
22	1:25.663	30.680	26.113	28.870	130.0	2:51:07.072	
23	1:24.178	29.784	25.842	28.552	132.3	2:52:31.250	
24	1:24.272	29.659	25.892	28.721	132.2	2:53:55.522	
25	1:35.918	B	34.866	25.950	35.102	116.1	2:55:31.440

25 Jean-Eric Vergne FRA							
DS TECHEETAH				DS E-Tense FE 19			
1	1:48.528	51.554	27.099	29.875	102.6	1:48.528	
2	1:24.402	29.766	26.003	28.633	132.0	3:12.930	
3	1:23.539	29.288	25.733	28.518	133.3	4:36.469	
4	1:23.403	29.222	25.634	28.547	133.5	5:59.872	
5	1:25.389	31.190	25.857	28.342	130.4	7:25.261	
6	1:23.321	29.680	25.356	28.285	133.7	8:48.582	
7	1:22.992	29.321	25.220	28.451	134.2	10:11.574	
8	1:23.319	■	29.536	25.260	28.523	133.7	11:34.893
9	1:26.934	32.507	25.627	28.800	128.1	13:01.827	
10	1:23.724	29.787	25.366	28.571	133.0	14:25.551	
11	1:23.679	29.709	25.429	28.541	133.1	15:49.230	
12	1:36.973	B	33.377	29.302	34.294	114.9	17:26.203
13	38:12.014	...	30.795	32.798	4.9	55:38.217	
14	1:32.701	34.843	27.755	30.103	120.2	57:10.918	
15	1:20.118	28.143	24.767	27.208	139.0	58:31.036	
16	1:29.249	28.008	28.091	33.150	124.8	1:00:00.285	
17	1:26.918	B	27.901	24.823	34.194	128.1	1:01:27.203
18	31:57.702	...	38.891	37.912	5.8	1:33:24.905	
19	1:36.747	■	38.626	29.163	28.958	115.1	1:35:01.652
20	1:18.734	■	27.715	24.363	26.656	141.5	1:36:20.386
21	1:20.230	■	27.602	24.288	28.340	138.8	1:37:40.616
22	1:41.428	B	34.195	33.082	34.151	109.8	1:39:22.044
23	29:13.937	...	31.261	30.440	6.4	2:08:35.981	
24	1:17.632	■	27.139	24.225	26.268	143.5	2:09:53.613
25	2:13.911	■	48.825	49.778	35.308	83.2	2:12:07.524
26	1:17.398	■	26.933	24.170	26.295	143.9	2:13:24.922


ABB FIA Formula E Championship
Valencia Testing
Test session 3
Analysis

Official Timekeeper

■ 250KW ■ 225KW ■ Personal Best ■ Session Best ■ B Crossing the finish line in pit lane


Lap	Time	Sector 1	Sector 2	Sector 3	Kph	Elapsed	Lap	Time	Sector 1	Sector 2	Sector 3	Kph	Elapsed
27	1:37.168 B	34.254	26.509	36.405	114.6	2:15:02.090	5	1:51.985	34.812	40.899	36.274	99.5	18:50.313
28	7:08.163	6:11.057	26.682	30.424	26.0	2:22:10.253	6	1:19.738	27.749	24.795	27.194	139.7	20:10.051
29	1:19.499	27.863	24.552	27.084	140.1	2:23:29.752	7	1:43.496	39.731	32.307	31.458	107.6	21:53.547
30	1:19.416	27.684	24.556	27.176	140.3	2:24:49.168	8	1:19.738	27.855	24.749	27.134	139.7	23:13.285
31	1:44.289 B	33.370	31.430	39.489	106.8	2:26:33.457	9	1:42.577 B	33.526	27.535	41.516	108.6	24:55.862
32	25:18.285	...	26.816	29.051	7.3	2:51:51.742	10	19:07.573	...	33.276	34.217	9.7	44:03.435
33	1:18.149	27.085	24.197	26.867	142.5	2:53:09.891	11	1:28.222	32.997	26.817	28.408	126.3	45:31.657
34	2:37.243	58.169	57.234	41.840	70.8	2:55:47.134	12	1:19.171	27.691	24.523	26.957	140.7	46:50.828
35	1:17.692	26.918	24.302	26.472	143.4	2:57:04.826	13	1:45.833	37.969	34.731	33.133	105.2	48:36.661
36	1:29.622	35.424	25.929	28.269	124.3	2:58:34.448	14	1:18.496	27.456	24.354	26.686	141.9	49:55.157
37	1:30.827 B	29.826	25.953	35.048	122.6	3:00:05.275	15	1:37.211 B	37.433	27.211	32.567	114.6	51:32.368

Lap	Time	Sector 1	Sector 2	Sector 3	Kph	Elapsed
27	Alexander Sims	GBR				
	BMW i Andretti Motorsport	BMW iFE.18				
1	2:06.015	1:02.413	30.246	33.356	88.4	2:06.015
2	1:44.328 B	32.753	31.260	40.315	106.8	3:50.343
3	19:48.340	...	26.810	29.378	9.4	23:38.683
4	1:24.869	30.620	25.881	28.368	131.2	25:03.552
5	1:23.325	29.346	25.320	28.659	133.7	26:26.877
6	1:23.372	29.485	25.327	28.560	133.6	27:50.249
7	1:23.710	29.491	25.432	28.787	133.1	29:13.959
8	1:23.654	29.551	25.386	28.717	133.1	30:37.613
9	1:23.370	29.576	25.382	28.412	133.6	32:00.983
10	1:23.165	29.133	25.388	28.644	133.9	33:24.148
11	1:23.996	30.369	24.998	28.629	132.6	34:48.144
12	1:22.403	29.126	25.040	28.237	135.2	36:10.547
13	1:26.830 B	29.160	24.945	32.725	128.3	37:37.377
14	34:12.002	...	26.536	29.275	5.4	1:11:49.379
15	1:24.629	31.040	25.318	28.271	131.6	1:13:14.008
16	1:23.658	29.948	25.247	28.463	133.1	1:14:37.666
17	1:23.096	29.329	25.291	28.476	134.0	1:16:00.762
18	1:23.271	29.487	25.238	28.546	133.8	1:17:24.033
19	1:23.092	29.451	25.334	28.307	134.0	1:18:47.125
20	1:24.112	30.385	25.323	28.404	132.4	1:20:11.237
21	1:22.743	29.602	24.911	28.230	134.6	1:21:33.980
22	1:22.346	28.938	24.981	28.427	135.3	1:22:56.326
23	1:23.027	29.313	25.186	28.528	134.2	1:24:19.353
24	1:27.478 B	29.313	25.291	32.874	127.3	1:25:46.831
25	55:20.854	...	29.219	28.801	3.4	2:21:07.685
26	1:19.959	27.805	24.579	27.575	139.3	2:22:27.644
27	1:34.856 B	33.285	26.668	34.903	117.4	2:24:02.500
28	25:31.890	...	27.333	29.509	7.3	2:49:34.390
29	1:18.103	26.950	24.141	27.012	142.6	2:50:52.493
30	1:47.686	34.202	35.496	37.988	103.4	2:52:40.179
31	1:17.876	27.052	24.378	26.446	143.0	2:53:58.055
32	1:36.206	34.401	32.138	29.667	115.8	2:55:34.261
33	1:20.146	27.953	24.801	27.392	139.0	2:56:54.407
34	1:37.621	33.153	30.263	34.205	114.1	2:58:32.028
35	1:20.752	28.392	24.809	27.551	137.9	2:59:52.780
36	1:38.030 B	32.463	27.319	38.248	113.6	3:01:30.810

Lap	Time	Sector 1	Sector 2	Sector 3	Kph	Elapsed
28	Antonio Felix Da Costa	PRT				
	BMW i Andretti Motorsport	BMW iFE.18				
1	2:46.011	1:41.252	31.182	33.577	67.1	2:46.011
2	1:37.236 B	34.683	28.353	34.200	114.6	4:23.247
3	11:15.165	...	28.894	28.922	16.5	15:38.412
4	1:19.916	27.790	24.806	27.320	139.4	16:58.328

16	9:37.088	8:40.216	28.908	27.964	19.3	1:01:09.456
17	1:17.285	26.979	24.059	26.247	144.1	1:02:26.741
18	1:44.431	38.599	34.388	31.444	106.7	1:04:11.172
19	1:23.010	29.206	25.420	28.384	134.2	1:05:34.182
20	1:23.956	29.746	25.441	28.769	132.7	1:06:58.138
21	1:23.745	29.998	25.284	28.463	133.0	1:08:21.883
22	1:23.755	29.709	25.248	28.798	133.0	1:09:45.638
23	1:23.429	29.651	25.159	28.619	133.5	1:11:09.067
24	1:34.798	39.148	26.948	28.702	117.5	1:12:43.865
25	1:22.683	29.085	25.248	28.350	134.7	1:14:06.548
26	1:23.552	29.756	25.180	28.616	133.3	1:15:30.100
27	1:33.317 B	33.004	27.004	33.309	119.4	1:17:03.417
28	53:33.477	...	28.754	28.349	3.5	2:10:36.894
29	1:17.330	26.953	24.082	26.295	144.0	2:11:54.224
30	1:30.127 B	29.984	25.094	35.049	123.6	2:13:24.351
31	6:35.950	5:38.874	28.912	28.164	28.1	2:20:00.301
32	1:16.977	26.696	23.967	26.314	144.7	2:21:17.278
33	1:29.340 B	30.458	25.880	33.002	124.7	2:22:46.618
34	6:07.234	5:11.830	27.632	27.772	30.3	2:28:53.852
35	1:18.155	26.879	24.591	26.685	142.5	2:30:12.007
36	1:31.121	33.202	26.830	31.089	122.2	2:31:43.128
37	1:23.709	29.368	25.727	28.614	133.1	2:33:06.837
38	1:23.178	29.348	25.522	28.308	133.9	2:34:30.015
39	1:23.791	29.761	25.553	28.477	132.9	2:35:53.806
40	1:23.343	29.302	25.561	28.480	133.6	2:37:17.149
41	1:23.704	29.516	25.658	28.530	133.1	2:38:40.853
42	1:23.160	29.330	25.571	28.259	133.9	2:40:04.013
43	1:23.443	29.408	25.678	28.357	133.5	2:41:27.456
44	1:23.250	29.295	25.554	28.401	133.8	2:42:50.706
45	1:23.185	29.372	25.411	28.402	133.9	2:44:13.891
46	1:31.730 B	29.797	25.781	36.152	121.4	2:45:45.621
47	5:45.217	4:51.063	26.040	28.114	32.3	2:51:30.838
48	1:34.192 B	31.636	28.062	34.494	118.3	2:53:05.030

Lap	Time	Sector 1	Sector 2	Sector 3	Kph	Elapsed
36	Andre Lotterer	DEU				
	DS TECHEETAH	DS E-Tense FE 19				
1	1:44.712	48.182	27.516	29.014	106.4	1:44.712
2	1:24.589	30.154	26.093	28.342	131.7	3:09.301
3	1:24.459	29.548	25.881	29.030	131.9	4:33.760
4	1:24.129	30.350	25.404	28.375	132.4	5:57.889
5	1:23.706	29.509	25.763	28.434	133.1	7:21.595
6	1:23.509	29.774	25.432	28.303	133.4	8:45.104
7	1:23.280	29.581	25.313	28.386	133.7	10:08.384
8	1:23.104	29.720	25.107	28.277	134.0	11:31.488
9	1:35.485	41.888	25.335	28.262	116.7	13:06.973
10	1:24.825	30.836	25.491	28.498	131.3	14:31.798
11	1:23.391	29.978	25.209	28.204	133.6	15:55.189


ABB FIA Formula E Championship
Valencia Testing
Test session 3
Analysis

Official Timekeeper

■ 250KW ■ 225KW ■ Personal Best ■ Session Best ■ B Crossing the finish line in pit lane

Lap	Time	Sector 1	Sector 2	Sector 3	Kph	Elapsed	Lap	Time	Sector 1	Sector 2	Sector 3	Kph	Elapsed
12	1:23.794	29.622	25.429	28.743	132.9	17:18.983	25	1:18.575	■ 27.392	24.365	26.818	141.8	3:00:09.397
13	1:31.970 B	32.028	25.908	34.034	121.1	18:50.953	64 Jerome d'Ambrosio BEL						
14	27:17.391	...	27.384	30.042	6.8	46:08.344	MAHINDRA RACING Mahindra M5Electro						
15	1:19.435	27.590	24.730	27.115	140.2	47:27.779	1	2:44.309	■ 1:45.835	28.688	29.786	67.8	2:44.309
16	1:56.679	39.525	41.847	35.307	95.5	49:24.458	2	1:30.189 B	■ 29.957	25.471	34.761	123.5	4:14.498
17	1:20.409	28.195	24.874	27.340	138.5	50:44.867	3	21:01.343	...	29.411	29.777	8.8	25:15.841
18	1:55.262 B	33.960	36.613	44.689	96.6	52:40.129	4	1:21.158	28.320	25.312	27.526	137.2	26:36.999
19	31:22.875	...	32.680	35.881	5.9	1:24:03.004	5	1:40.817	37.875	32.417	30.525	110.5	28:17.816
20	1:37.654	37.452	30.971	29.231	114.1	1:25:40.658	6	1:20.418	28.058	25.012	27.348	138.5	29:38.234
21	1:37.755	29.880	35.973	31.902	113.9	1:27:18.413	7	1:32.207 B	■ 32.612	25.117	34.478	120.8	31:10.441
22	1:20.239	28.127	24.893	27.219	138.8	1:28:38.652	8	9:21.577	8:20.590	31.582	29.405	19.8	40:32.018
23	2:06.389	40.130	49.172	37.087	88.1	1:30:45.041	9	1:20.418	28.045	24.810	27.563	138.5	41:52.436
24	1:20.180	27.866	24.904	27.410	138.9	1:32:05.221	10	1:42.468	37.988	33.249	31.231	108.7	43:34.904
25	1:36.588 B	36.852	25.902	33.834	115.3	1:33:41.809	11	1:20.012	27.876	24.896	27.240	139.2	44:54.916
26	31:17.288	...	27.898	30.566	5.9	2:04:59.097	12	1:32.251 B	■ 31.819	26.454	33.978	120.7	46:27.167
27	1:20.096	27.832	25.048	27.216	139.1	2:06:19.193	13	6:50.856	5:50.016	31.297	29.543	27.1	53:18.023
28	1:58.906	...	29.850	30.971	93.7	2:08:18.099	14	1:19.818	27.899	24.709	27.210	139.5	54:37.841
29	1:19.886	28.068	24.677	27.141	139.4	2:09:37.985	15	1:47.713	42.554	35.368	29.791	103.4	56:25.554
30	1:43.029 B	34.575	31.097	37.357	108.1	2:11:21.014	16	1:19.798	27.771	24.763	27.264	139.6	57:45.352
31	22:16.242	...	28.143	31.898	8.3	2:33:37.256	17	1:32.059 B	32.545	26.099	33.415	121.0	59:17.411
32	1:47.791 B	27.851	32.001	47.939	103.3	2:35:25.047	18	53:34.573	...	37.799	30.568	3.5	1:52:51.984
33	7:09.964	6:09.249	31.582	29.133	25.9	2:42:35.011	19	1:18.204	27.173	24.463	26.568	142.4	1:54:10.188
34	■ 1:17.855	27.205	24.259	■ 26.391	143.1	2:43:52.866	20	1:40.160 B	36.820	29.113	34.227	111.2	1:55:50.348
35	2:13.896	46.695	49.266	37.935	83.2	2:46:06.762	21	15:34.957	...	30.067	29.450	11.9	2:11:25.305
36	1:18.490	■ 27.078	24.274	27.138	141.9	2:47:25.252	22	1:17.857	27.003	24.405	26.449	143.1	2:12:43.162
37	1:30.651 B	31.586	25.457	33.608	122.9	2:48:55.903	23	1:29.917 B	31.238	25.029	33.650	123.9	2:14:13.079
38	3:40.096	2:38.929	31.807	29.360	50.6	2:52:35.999	24	11:06.510	...	29.878	27.975	16.7	2:25:19.589
39	1:17.997	27.200	■ 24.250	26.547	142.8	2:53:53.996	25	■ 1:17.431	26.974	■ 24.133	■ 26.324	143.8	2:26:37.020
40	2:00.764	34.982	42.321	43.461	92.2	2:55:54.760	26	1:29.072 B	29.991	25.165	33.916	125.0	2:28:06.092
41	1:18.501	27.431	24.492	26.578	141.9	2:57:13.261	27	8:13.813	7:08.051	34.706	31.056	22.6	2:36:19.905
42	1:39.005 B	33.671	28.656	36.678	112.5	2:58:52.266	28	1:17.926	■ 26.928	24.518	26.480	142.9	2:37:37.831
48 Edoardo Mortara CHE							66 Daniel Abt DEU						
Venturi Formula E Team							Audi Sport Abt Schaeffler						
Venturi VFEO5							Audi e-tron FE05						
1	:43:11.577 B	...	28.921	36.592	1.8	1:43:11.577	1	5:11.555	3:58.820	35.979	36.756	35.8	5:11.555
2	10:16.215	9:14.556	30.485	31.174	18.1	1:53:27.792	2	1:38.832	35.341	30.181	33.310	112.7	6:50.387
3	1:20.818	28.321	25.008	27.489	137.8	1:54:48.610	3	1:40.800 B	34.532	29.184	37.084	110.5	8:31.187
4	1:47.132	38.507	35.662	32.963	104.0	1:56:35.742	4	6:45.726	5:29.096	34.857	41.773	27.5	15:16.913
5	1:37.671	36.299	31.058	30.314	114.0	1:58:13.413	5	1:38.190	34.979	29.758	33.453	113.4	16:55.103
6	1:20.111	28.113	24.682	27.316	139.0	1:59:33.524	6	1:43.414 B	34.520	31.850	37.044	107.7	18:38.517
7	1:50.165	36.182	34.703	39.280	101.1	2:01:23.689	7	8:07.021 B	6:32.557	28.169	1:06.295	22.9	26:45.538
8	1:23.215	29.192	25.470	28.553	133.9	2:02:46.904	8	11:21.817	...	28.160	30.176	16.3	38:07.355
9	1:22.972	29.368	25.422	28.182	134.2	2:04:09.876	9	1:20.457	27.984	25.040	27.433	138.4	39:27.812
10	1:23.378	29.448	25.511	28.419	133.6	2:05:33.254	10	1:44.324	33.749	32.991	37.584	106.8	41:12.136
11	1:23.156	29.162	25.565	28.429	133.9	2:06:56.410	11	1:20.124	27.628	24.953	27.543	139.0	42:32.260
12	1:28.422	30.269	28.965	29.188	126.0	2:08:24.832	12	1:32.500 B	30.831	28.515	33.154	120.4	44:04.760
13	1:23.161	29.372	25.511	28.278	133.9	2:09:47.993	13	14:31.233	...	33.624	47.294	12.8	58:35.993
14	1:56.012	■ 42.704	38.566	34.742	96.0	2:11:44.005	14	1:43.613	27.953	33.853	41.807	107.5	1:00:19.606
15	1:44.998	■ 33.518	34.787	36.693	106.1	2:13:29.003	15	1:27.650 B	27.854	25.051	34.745	127.1	1:01:47.256
16	1:30.894 B	■ 28.259	24.508	38.127	122.5	2:14:59.897	16	8:18.469	7:14.223	32.458	31.788	22.3	1:10:05.725
17	24:59.018	...	33.417	35.318	7.4	2:39:58.915	17	1:19.660	27.791	24.668	27.201	139.8	1:11:25.385
18	1:50.707	42.490	36.448	31.769	100.6	2:41:49.622	18	1:44.319	36.216	38.238	29.865	106.8	1:13:09.704
19	1:17.805	■ 26.873	■ 24.256	26.676	143.2	2:43:07.427							
20	1:47.339 B	38.667	31.676	36.996	103.8	2:44:54.766							
21	8:27.244	7:30.650	27.549	29.045	22.0	2:53:22.010							
22	■ 1:17.729	27.000	24.275	■ 26.454	143.3	2:54:39.739							
23	2:02.859	46.617	39.337	36.905	90.7	2:56:42.598							
24	2:08.224	47.389	43.143	37.692	86.9	2:58:50.822							




ABB FIA Formula E Championship

Valencia Testing

Test session 3

Analysis

Official Timekeeper

■ 250KW ▣ 225KW ■ Personal Best ■ Session Best **B** Crossing the finish line in pit lane

Lap	Time	Sector 1	Sector 2	Sector 3	Kph	Elapsed	Lap	Time	Sector 1	Sector 2	Sector 3	Kph	Elapsed
19	1:27.043 B	29.679	24.948	32.416	128.0	1:14:36.747							
20	34:41.386	...	29.517	32.163	5.4	1:49:18.133							
21	1:18.285	27.387	24.328	26.570	142.3	1:50:36.418							
22	1:34.326 B ▣	32.641	28.204	33.481	118.1	1:52:10.744							
23	6:54.100 ■	5:55.138	28.792	30.170	26.9	1:59:04.844							
24	■ 1:17.866 ■	■ 27.125	■ 24.266	■ 26.475	143.0	2:00:22.710							
25	1:28.681 B ▣	30.054	25.238	33.389	125.6	2:01:51.391							
26	35:03.468	...	27.206	29.069	5.3	2:36:54.859							
27	4:49.247 B	2:17.343	1:51.016	40.888	38.5	2:41:44.106							
28	10:41.679 B	9:19.138	38.683	43.858	17.4	2:52:25.785							
29	5:41.414	4:46.251	26.191	28.972	32.6	2:58:07.199							
30	1:24.681	30.210	25.572	28.899	131.5	2:59:31.880							
31	1:23.432	29.403	25.417	28.612	133.5	3:00:55.312							

94	Pascal Wehrlein	DEU											
	MAHINDRA RACING	Mahindra M5Electro											
1	2:41.726 B	1:30.078	31.553	40.095	68.9	2:41.726							
2	24:20.600 B	...	27.350	34.266	7.6	27:02.326							
3	8:52.514	7:37.270	34.240	41.004	20.9	35:54.840							
4	1:20.465	28.136	24.949	27.380	138.4	37:15.305							
5	1:22.133	29.177	25.281	27.675	135.6	38:37.438							
6	1:19.889	27.910	24.775	27.204	139.4	39:57.327							
7	1:48.216	28.930	30.511	48.775	102.9	41:45.543							
8	1:20.243	27.782	24.743	27.718	138.8	43:05.786							
9	1:45.675 B	38.532	29.048	38.095	105.4	44:51.461							
10	11:49.273 ■	...	43.049	38.130	15.7	56:40.734							
11	1:43.751 B ■	27.245	34.153	42.353	107.4	58:24.485							
12	10:48.533	9:36.316	34.574	37.643	17.2	1:09:13.018							
13	1:36.214 ■	32.982	30.693	32.539	115.8	1:10:49.232							
14	■ 1:17.781 ■	■ 27.081	24.256	26.444	143.2	1:12:07.013							
15	1:44.926 B ■	38.937	29.270	36.719	106.2	1:13:51.939							
16	39:27.613	...	42.573	34.846	4.7	1:53:19.552							
17	2:17.855 ■	52.170	50.141	35.544	80.8	1:55:37.407							
18	1:36.720 ■	37.966	29.363	29.391	115.2	1:57:14.127							
19	1:24.987 B	28.066	24.657	32.264	131.1	1:58:39.114							
20	14:58.084 ■	...	35.744	31.286	12.4	2:13:37.198							
21	1:17.922 ■	27.290	■ 24.212	■ 26.420	142.9	2:14:55.120							
22	1:49.223 ■	33.408	31.977	43.838	102.0	2:16:44.343							
23	2:08.676 ■	50.609	43.134	34.933	86.6	2:18:53.019							
24	1:17.946 ■	27.208	24.229	26.509	142.9	2:20:10.965							
25	1:32.575 B ■	30.768	24.997	36.810	120.3	2:21:43.540							
26	9:39.833	8:38.222	31.028	30.583	19.2	2:31:23.373							
27	1:29.124	32.346	25.730	31.048	125.0	2:32:52.497							
28	1:26.047	32.183	25.647	28.217	129.4	2:34:18.544							
29	1:22.833	29.374	25.339	28.120	134.5	2:35:41.377							
30	1:22.739	29.260	25.411	28.068	134.6	2:37:04.116							
31	1:23.450	29.291	25.732	28.427	133.5	2:38:27.566							
32	1:26.796	31.614	26.811	28.371	128.3	2:39:54.362							
33	1:24.029	29.938	25.636	28.455	132.6	2:41:18.391							
34	1:23.666	29.802	25.549	28.315	133.1	2:42:42.057							
35	1:23.687	29.753	25.542	28.392	133.1	2:44:05.744							
36	1:23.519	29.484	25.600	28.435	133.4	2:45:29.263							
37	1:23.088	29.385	25.416	28.287	134.1	2:46:52.351							
38	1:23.470	29.299	25.649	28.522	133.4	2:48:15.821							
39	1:29.454 B	29.334	26.115	34.005	124.5	2:49:45.275							