

# ABB FIA Formula E Championship

## Valencia Testing


### Test session 5

### Analysis

Official Timekeeper

■ 250KW ■ 225KW ■ Personal Best ■ Session Best ■ Crossing the finish line in pit lane

Lap	Time	Sector 1	Sector 2	Sector 3	Kph	Elapsed	Lap	Time	Sector 1	Sector 2	Sector 3	Kph	Elapsed
<b>2</b>	<b>Sam Bird</b> GBR												
	Envision Virgin Racing Audi e-tron FE05												
1	26:22.491 <b>B</b>	...	39.607	50.258	7.0	26:22.491	23	1:33.660	32.530	29.504	31.626	118.9	2:07:30.814
2	10:01.216	8:52.720	33.635	34.861	18.5	36:23.707	24	1:33.591	32.709	30.038	30.844	119.0	2:09:04.405
3	1:39.723	35.711	31.335	32.677	111.7	38:03.430	25	1:32.307	32.233	29.179	30.895	120.7	2:10:36.712
4	1:36.784	34.258	30.518	32.008	115.1	39:40.214	26	1:32.199	31.967	29.299	30.933	120.8	2:12:08.911
5	2:05.295 <b>B</b>	33.486	30.426	1:01.383	88.9	41:45.509	27	1:31.831	32.040	29.140	30.651	121.3	2:13:40.742
6	1:42.894	...	32.229	33.187	2.5	1:56:18.403	28	1:31.364	31.705	28.880	30.779	121.9	2:15:12.106
7	1:38.095	34.655	30.204	33.236	113.5	1:57:56.498	29	1:31.337	31.975	28.999	30.363	121.9	2:16:43.443
8	1:35.317	33.455	29.928	31.934	116.9	1:59:31.815	30	1:29.945	31.330	28.566	30.049	123.8	2:18:13.388
9	1:34.461	34.057	29.608	30.796	117.9	2:01:06.276	31	1:30.153	31.232	28.794	30.127	123.5	2:19:43.541
10	1:32.936	31.920	29.370	31.646	119.9	2:02:39.212	32	1:30.036	31.165	28.921	29.950	123.7	2:21:13.577
11	1:32.413	32.098	29.326	30.989	120.5	2:04:11.625	33	1:29.739	31.398	28.532	29.809	124.1	2:22:43.316
12	1:32.764	32.097	29.280	31.387	120.1	2:05:44.389	34	1:29.297	30.777	28.535	29.985	124.7	2:24:12.613
13	1:34.134	32.446	29.596	32.092	118.3	2:07:18.523	35	1:28.694	30.613	28.311	29.770	125.6	2:25:41.307
14	1:43.363 <b>B</b>	32.084	28.947	42.332	107.8	2:09:01.886	36	1:47.455 <b>B</b>	34.467	31.594	41.394	103.7	2:27:28.762
15	29:45.924	...	31.287	32.202	6.2	2:38:47.810	37	31:11.343	...	30.296	31.859	6.0	2:58:40.105
16	1:33.953	32.837	29.424	31.692	118.6	2:40:21.763	38	1:30.176	32.045	28.308	29.823	123.5	3:00:10.281
17	1:33.177	32.980	29.668	30.529	119.5	2:41:54.940	39	1:27.684	30.436	28.070	<b>29.178</b>	127.0	3:01:37.965
18	1:37.759	31.721	35.136	30.902	113.9	2:43:32.699	40	1:41.776	30.312	27.853	43.611	109.4	3:03:19.741
19	1:30.458	31.259	28.779	30.420	123.1	2:45:03.157	41	1:32.731	33.785	29.288	29.658	120.1	3:04:52.472
20	1:31.154	31.373	29.051	30.730	122.2	2:46:34.311	42	<b>1:26.978</b>	<b>30.033</b>	<b>27.665</b>	29.280	128.1	3:06:19.450
21	1:30.991	31.393	28.810	30.788	122.4	2:48:05.302	43	1:35.962 <b>B</b>	30.180	27.966	37.816	116.1	3:07:55.412
22	1:30.337	31.097	28.619	30.621	123.3	2:49:35.639							
23	1:30.512	32.023	28.359	30.130	123.1	2:51:06.151							
24	1:29.720	31.225	28.441	30.054	124.1	2:52:35.871							
25	1:52.619 <b>B</b>	30.948	41.861	39.810	98.9	2:54:28.490							
26	11:43.505	...	31.428	34.782	15.8	3:06:11.995							
27	1:28.496	30.439	28.407	29.650	125.9	3:07:40.491							
28	1:28.809	30.636	28.322	29.851	125.4	3:09:09.300							
29	<b>1:25.912</b>	<b>28.659</b>	<b>27.823</b>	<b>29.430</b>	129.6	3:10:35.212							
<b>3</b>	<b>Nelson Piquet</b> BRA												
	Panasonic Jaguar Racing Jaguar I-Type III												
1	:08:11.090	...	35.007	35.056	2.7	1:08:11.090							
2	1:45.516	38.655	31.495	35.366	105.6	1:09:56.606							
3	1:38.584	35.754	30.945	31.885	113.0	1:11:35.190							
4	1:38.704	34.829	30.620	33.255	112.8	1:13:13.894							
5	1:37.222	34.787	30.652	31.783	114.6	1:14:51.116							
6	1:35.007	33.159	30.254	31.594	117.2	1:16:26.123							
7	1:34.429	33.202	29.965	31.262	118.0	1:18:00.552							
8	1:34.945	33.554	30.062	31.329	117.3	1:19:35.497							
9	1:38.523	34.831	30.868	32.824	113.1	1:21:14.020							
10	1:38.779	35.526	30.845	32.408	112.8	1:22:52.799							
11	1:43.536	36.464	32.796	34.276	107.6	1:24:36.335							
12	1:38.873	35.660	30.846	32.367	112.7	1:26:15.208							
13	1:37.126	34.497	30.266	32.363	114.7	1:27:52.334							
14	1:47.244 <b>B</b>	34.408	30.724	42.112	103.9	1:29:39.578							
15	25:14.487	...	33.454	33.958	7.4	1:54:54.065							
16	1:37.901	34.275	30.845	32.781	113.8	1:56:31.966							
17	1:33.616	33.113	29.394	31.109	119.0	1:58:05.582							
18	1:32.117	32.124	29.242	30.751	120.9	1:59:37.699							
19	1:32.024	32.026	29.642	30.356	121.0	2:01:09.723							
20	1:31.266	31.907	29.038	30.321	122.0	2:02:40.989							
21	1:39.966	38.138	30.006	31.822	111.4	2:04:20.955							
22	1:36.199	34.604	29.568	32.027	115.8	2:05:57.154							
<b>4</b>	<b>Robin Frijns</b> NLD												
	Envision Virgin Racing Audi e-tron FE05												
1	41:41.618 <b>B</b>	...	36.378	1:01.661	4.5	41:41.618							
2	13:40.140	...	33.353	34.498	13.6	55:21.758							
3	1:38.572	35.931	30.740	31.901	113.0	57:00.330							
4	1:34.558	33.263	30.016	31.279	117.8	58:34.888							
5	1:32.430	32.124	29.538	30.768	120.5	1:00:07.318							
6	1:35.550	32.136	29.978	33.436	116.6	1:01:42.868							
7	1:33.529	33.276	29.931	30.322	119.1	1:03:16.397							
8	1:31.390	31.780	29.296	30.314	121.9	1:04:47.787							
9	1:38.969 <b>B</b>	32.146	29.515	37.308	112.5	1:06:26.756							
10	52:50.952 <b>B</b>	...	31.912	42.742	3.5	1:59:17.708							
11	11:54.026	...	32.067	32.528	15.6	2:11:11.734							
12	1:34.978	33.438	29.955	31.585	117.3	2:12:46.712							
13	1:33.261	32.654	29.576	31.031	119.4	2:14:19.973							
14	1:33.222	33.089	29.310	30.823	119.5	2:15:53.195							
15	1:32.305	31.653	29.163	31.489	120.7	2:17:25.500							
16	1:31.710	32.093	28.901	30.716	121.5	2:18:57.210							
17	1:32.052	32.292	29.157	30.603	121.0	2:20:29.262							
18	1:33.697	32.009	28.839	32.849	118.9	2:22:02.959							
19	1:32.683	33.471	28.894	30.318	120.2	2:23:35.642							
20	<b>1:29.887</b>	31.426	28.455	<b>30.006</b>	123.9	2:25:05.529							
21	1:30.443	31.401	28.831	30.211	123.2	2:26:35.972							
22	1:30.111	31.196	28.708	30.207	123.6	2:28:06.083							
23	1:30.130	31.344	<b>28.406</b>	30.380	123.6	2:29:36.213							
24	1:32.660	<b>30.982</b>	31.167	30.511	120.2	2:31:08.873							
25	1:36.208 <b>B</b>	31.997	28.963	35.248	115.8	2:32:45.081							
26	1:48.381	47.448	29.425	31.508	102.8	2:34:33.462							
27	1:30.455	31.464	28.697	30.294	123.1	2:36:03.917							
28	1:35.017	31.992	28.406	34.619	117.2	2:37:38.934							
29	1:31.697	31.501	29.443	30.753	121.5	2:39:10.631							
30	1:30.937	31.548	28.809	30.580	122.5	2:40:41.568							
31	1:32.114	32.196	28.858	31.060	120.9	2:42:13.682							
32	1:31.425	31.949	28.594	30.882	121.8	2:43:45.107							
33	1:30.706	31.734	28.408	30.564	122.8	2:45:15.813							
34	1:32.861	31.651	28.589	32.621	119.9	2:46:48.674							



# ABB FIA Formula E Championship

## Valencia Testing

### Test session 5

## Analysis

Official Timekeeper


■ 250KW ■ 225KW ■ Personal Best ■ Session Best ■ Crossing the finish line in pit lane

Lap	Time	Sector 1	Sector 2	Sector 3	Kph	Elapsed	Lap	Time	Sector 1	Sector 2	Sector 3	Kph	Elapsed
35	1:33.687	34.033	28.965	30.689	118.9	2:48:22.361	12	1:30.219	31.223	28.794	30.202	123.5	1:08:02.804
36	1:31.382	31.912	28.794	30.676	121.9	2:49:53.743	13	1:35.612	34.164	30.654	30.794	116.5	1:09:38.416
37	1:31.883	31.838	29.362	30.683	121.2	2:51:25.626	14	1:30.167	31.238	28.850	30.079	123.5	1:11:08.583
38	1:32.112	32.159	28.697	31.256	120.9	2:52:57.738	15	1:52.836	39.651	39.308	33.877	98.7	1:13:01.419
39	1:32.277	32.297	28.884	31.096	120.7	2:54:30.015	16	1:31.611	31.626	29.140	30.845	121.6	1:14:33.030
40	1:38.290	32.369	33.910	32.011	113.3	2:56:08.305	17	1:41.792 B	33.888	30.628	37.276	109.4	1:16:14.822
41	1:36.146	32.970	29.680	33.496	115.8	2:57:44.451	18	47:54.648	...	33.059	32.651	3.9	2:04:09.470
42	2:26.702 B	43.019	41.853	1:01.830	75.9	3:00:11.153	19	1:32.075	32.417	29.010	30.648	121.0	2:05:41.545

5 Dani Juncadella		ESP										
HWA RACELAB		Venturi VFE05										
1	56:13.065	...	34.671	37.698	3.3	56:13.065						
2	1:57.075 B	39.689	33.612	43.774	95.1	58:10.140						
3	15:20.044	...	34.032	35.161	12.1	1:13:30.184						
4	1:35.888	34.875	29.892	31.121	116.2	1:15:06.072						
5	1:32.805	33.296	29.122	30.387	120.0	1:16:38.877						
6	1:32.907	32.844	29.666	30.397	119.9	1:18:11.784						
7	1:32.208	32.689	28.887	30.632	120.8	1:19:43.992						
8	1:40.517 B	33.411	29.404	37.702	110.8	1:21:24.509						
9	36:55.128	...	31.827	32.221	5.0	1:58:19.637						
10	1:34.694	33.790	29.674	31.230	117.6	1:59:54.331						
11	1:33.095	32.727	29.220	31.148	119.6	2:01:27.426						
12	1:32.011	32.137	29.269	30.605	121.1	2:02:59.437						
13	1:32.295	32.467	28.877	30.951	120.7	2:04:31.732						
14	1:31.166	31.762	28.758	30.646	122.2	2:06:02.898						
15	1:31.563	32.071	28.851	30.641	121.6	2:07:34.461						
16	1:32.552	32.348	29.164	31.040	120.3	2:09:07.013						
17	1:40.992 B	32.541	29.172	39.279	110.3	2:10:48.005						
18	21:49.354	...	34.640	36.130	8.5	2:32:37.359						
19	1:30.992	31.925	28.562	30.505	122.4	2:34:08.351						
20	1:30.991	31.625	28.271	31.095	122.4	2:35:39.342						
21	1:29.705	31.289	28.258	30.158	124.2	2:37:09.047						
22	1:28.837	30.785	28.191	29.861	125.4	2:38:37.884						
23	1:40.957 B	32.414	29.658	38.885	110.3	2:40:18.841						
24	14:25.215	...	32.608	33.559	12.9	2:54:44.056						
25	1:32.672	33.916	28.597	30.159	120.2	2:56:16.728						
26	1:28.352	30.595	28.349	29.408	126.1	2:57:45.080						
27	1:27.694	30.922	27.593	<b>29.179</b>	127.0	2:59:12.774						
28	1:32.598	34.177	28.658	29.763	120.3	3:00:45.372						
29	1:28.651	30.636	28.143	29.872	125.6	3:02:14.023						
30	<b>1:26.655</b>	<b>30.052</b>	<b>27.336</b>	29.267	128.5	3:03:40.678						
31	1:30.952	32.825	27.997	30.130	122.5	3:05:11.630						
32	1:38.627 B	30.065	32.060	36.502	112.9	3:06:50.257						

7 Jose Maria Lopez		ARG										
GEOX DRAGON		Penske EV-3										
1	54:41.159	...	35.420	35.706	3.4	54:41.159						
2	1:45.944	37.087	34.135	34.722	105.1	56:27.103						
3	1:39.340	34.892	31.675	32.773	112.1	58:06.443						
4	1:38.289	35.006	31.057	32.226	113.3	59:44.732						
5	1:45.432	38.163	34.009	33.260	105.6	1:01:30.164						
6	1:39.493	35.141	31.201	33.151	112.0	1:03:09.657						
7	1:50.145 B	38.131	32.153	39.861	101.1	1:04:59.802						
8	14:17.657	...	32.831	35.422	13.0	1:19:17.459						
9	1:36.635	34.283	30.646	31.706	115.3	1:20:54.094						
10	1:36.400	32.993	30.450	32.957	115.5	1:22:30.494						
11	1:34.882	33.201	30.406	31.275	117.4	1:24:05.376						
12	1:33.891	33.048	29.672	31.171	118.6	1:25:39.267						
13	1:33.483	32.547	29.785	31.151	119.1	1:27:12.750						
14	1:32.962	32.163	29.711	31.088	119.8	1:28:45.712						
15	1:32.373	31.963	29.660	30.750	120.6	1:30:18.085						
16	1:39.596 B	32.434	29.370	37.792	111.8	1:31:57.681						
17	38:11.898	...	30.858	32.735	4.9	2:10:09.579						
18	1:32.253	31.925	29.130	31.198	120.7	2:11:41.832						
19	1:31.141	31.538	29.020	30.583	122.2	2:13:12.973						
20	1:30.455	31.117	28.947	30.391	123.1	2:14:43.428						
21	1:36.776	36.400	29.179	31.197	115.1	2:16:20.204						
22	1:33.384	34.138	29.021	30.225	119.3	2:17:53.588						
23	1:29.442	30.819	28.788	29.835	124.5	2:19:23.030						
24	1:33.443	31.965	30.299	31.179	119.2	2:20:56.473						
25	1:35.964	35.345	29.139	31.480	116.1	2:22:32.437						
26	1:31.625	31.054	29.093	31.478	121.6	2:24:04.062						

6 Max Gunther		DEU										
GEOX DRAGON		Penske EV-3										
1	5:30.587	4:19.046	35.780	35.761	33.7	5:30.587						
2	1:39.846	35.762	31.014	33.070	111.6	7:10.433						
3	3:00.348 B	38.159	59.120	1:23.069	61.8	10:10.781						
4	45:17.375	...	34.458	35.535	4.1	55:28.156						
5	1:35.864	34.103	30.398	31.363	116.2	57:04.020						
6	1:37.975	32.617	30.165	35.193	113.7	58:41.995						
7	1:33.329	32.565	29.665	31.099	119.3	1:00:15.324						
8	1:32.056	31.870	29.230	30.956	121.0	1:01:47.380						
9	1:36.832	35.320	30.169	31.343	115.0	1:03:24.212						
10	1:37.877	35.337	30.831	31.709	113.8	1:05:02.089						
11	1:30.496	31.433	28.716	30.347	123.1	1:06:32.585						



# ABB FIA Formula E Championship

## Valencia Testing

### Test session 5

## Analysis

Official Timekeeper

■ 250KW ■ 225KW ■ Personal Best ■ Session Best ■ Crossing the finish line in pit lane

Lap	Time	Sector 1	Sector 2	Sector 3	Kph	Elapsed	Lap	Time	Sector 1	Sector 2	Sector 3	Kph	Elapsed
27	1:29.784	30.468	28.190	31.126	124.1	2:25:33.846	9	1:31.814	31.688	29.005	31.121	121.3	1:11:14.628
28	1:34.842	35.020	29.356	30.466	117.4	2:27:08.688	10	1:30.146	31.295	28.827	30.024	123.6	1:12:44.774
29	1:44.316 <b>B</b>	31.008	28.621	44.687	106.8	2:28:53.004	11	1:35.485	34.617	30.280	30.588	116.7	1:14:20.259
30	33:56.435	...	32.147	31.355	5.5	3:02:49.439	12	1:29.608	30.724	28.981	29.903	124.3	1:15:49.867
31	1:30.419	30.740	28.856	30.823	123.2	3:04:19.858	13	1:41.338 <b>B</b>	32.642	30.744	37.952	109.9	1:17:31.205
32	1:29.538	31.161	28.421	29.956	124.4	3:05:49.396	14	56:47.540	...	30.470	32.340	3.3	2:14:18.745
33	1:27.143	30.063	27.882	29.198	127.8	3:07:16.539	15	1:35.193	33.699	29.499	31.995	117.0	2:15:53.938
34	1:38.987	33.877	29.990	35.120	112.5	3:08:55.526	16	1:32.722	32.535	29.097	31.090	120.1	2:17:26.660
35	1:26.872	30.032	27.653	29.187	128.2	3:10:22.398	17	1:31.516	32.022	28.830	30.664	121.7	2:18:58.176


8 Tom Dillmann		FRA				
NIO Formula E Team		NIO Sport 004				
1	40:41.966	...	32.941	33.891	4.6	40:41.966
2	3:22.831 <b>B</b>	53.145	1:08.910	1:20.776	54.9	44:04.797
3	18:31.489	...	33.328	35.923	10.0	1:02:36.286
4	1:37.340	34.275	31.147	31.918	114.4	1:04:13.626
5	1:34.712	33.256	30.152	31.304	117.6	1:05:48.338
6	1:33.387	33.081	29.623	30.683	119.3	1:07:21.725
7	1:31.744	31.950	29.177	30.617	121.4	1:08:53.469
8	1:39.382 <b>B</b>	32.007	28.961	38.414	112.1	1:10:32.851
9	10:38.981	9:30.502	32.719	35.760	17.4	1:21:11.832
10	1:34.899	33.843	29.819	31.237	117.4	1:22:46.731
11	1:33.652	32.938	29.825	30.889	118.9	1:24:20.383
12	1:35.826	34.476	30.027	31.323	116.2	1:25:56.209
13	1:45.003 <b>B</b>	32.698	30.035	42.270	106.1	1:27:41.212
14	43:44.819	...	32.473	33.637	4.2	2:11:26.031
15	1:37.708	33.609	30.507	33.592	114.0	2:13:03.739
16	1:35.869	34.010	29.194	32.665	116.2	2:14:39.608
17	1:34.033	32.363	29.299	32.371	118.5	2:16:13.641
18	1:32.444	32.369	29.144	30.931	120.5	2:17:46.085
19	1:31.867	31.604	29.163	31.100	121.2	2:19:17.952
20	1:32.104	32.154	29.012	30.938	120.9	2:20:50.056
21	1:40.294 <b>B</b>	31.879	29.706	38.709	111.1	2:22:30.350
22	16:35.029	...	29.784	31.510	11.2	2:39:05.379
23	1:31.323	31.849	28.854	30.620	122.0	2:40:36.702
24	1:33.141	31.016	30.268	31.857	119.6	2:42:09.843
25	1:29.791	30.853	28.267	30.671	124.0	2:43:39.634
26	1:45.719	30.783	34.498	40.438	105.4	2:45:25.353
27	1:29.194	30.798	28.246	30.150	124.9	2:46:54.547
28	1:33.099	30.774	28.370	33.955	119.6	2:48:27.646
29	1:28.693	30.408	28.549	29.736	125.6	2:49:56.339
30	1:43.244 <b>B</b>	32.444	30.221	40.579	107.9	2:51:39.583
31	15:19.091	...	30.567	32.902	12.1	3:06:58.674
32	1:30.125	31.063	27.985	31.077	123.6	3:08:28.799
33	1:27.921	30.503	27.836	29.582	126.7	3:09:56.720
34	1:51.223 <b>B</b>	30.120	32.811	48.292	100.1	3:11:47.943

11 Lucas Di Grassi		BRA				
Audi Sport Abt Schaeffler		Audi e-tron FE05				
1	4:20.028 <b>B</b>	2:55.498	37.301	47.229	42.8	4:20.028
2	12:53.559 <b>B</b>	...	34.062	44.101	14.4	17:13.587
3	10:12.643 <b>B</b>	8:49.365	35.340	47.938	18.2	27:26.230
4	10:39.385 <b>B</b>	9:24.687	33.104	41.594	17.4	38:05.615
5	22:29.480 <b>B</b>	...	31.256	39.268	8.3	1:00:35.095
6	6:01.009	4:54.300	34.087	32.622	30.9	1:06:36.104
7	1:33.438	33.048	29.610	30.780	119.2	1:08:09.542
8	1:33.272	32.449	30.347	30.476	119.4	1:09:42.814

16 Oliver Turvey		GBR				
NIO Formula E Team		NIO Sport 004				
1	38:18.953 <b>B</b>	...	36.118	46.006	4.8	38:18.953
2	18:45.324 <b>B</b>	...	34.731	44.823	9.9	57:04.277
3	2:38.160 <b>B</b>	1:21.131	34.122	42.907	70.4	59:42.437
4	34:38.361 <b>B</b>	...	54.714	1:20.811	5.4	1:34:20.798
5	29:09.135	...	32.633	35.488	6.4	2:03:29.933
6	1:41.369	36.762	30.931	33.676	109.9	2:05:11.302
7	1:38.546	35.366	30.585	32.595	113.0	2:06:49.848
8	1:35.348	33.992	29.918	31.438	116.8	2:08:25.196
9	1:33.402	33.047	29.343	31.012	119.3	2:09:58.598
10	1:32.762	32.837	29.137	30.788	120.1	2:11:31.360
11	1:32.670	32.790	29.272	30.608	120.2	2:13:04.030
12	1:32.323	32.210	29.205	30.908	120.6	2:14:36.353
13	1:40.336 <b>B</b>	33.548	29.471	37.317	111.0	2:16:16.689
14	11:40.977	...	31.530	33.118	15.9	2:27:57.666
15	1:32.258	32.650	29.119	30.489	120.7	2:29:29.924
16	1:30.730	31.873	28.644	30.213	122.8	2:31:00.654
17	1:30.730	31.826	28.765	30.139	122.8	2:32:31.384
18	1:30.010	31.661	28.491	29.858	123.7	2:34:01.394
19	1:29.710	31.317	28.556	29.837	124.2	2:35:31.104
20	1:30.026	31.212	28.379	30.435	123.7	2:37:01.130
21	1:28.880	31.162	28.075	29.643	125.3	2:38:30.010
22	1:38.437 <b>B</b>	32.270	28.793	37.374	113.2	2:40:08.447
23	23:00.196	...	30.973	33.676	8.1	3:03:08.643



FIA FORMULA E  
CHAMPIONSHIP  
2018-19



# ABB FIA Formula E Championship

## Valencia Testing

### Test session 5

### Analysis

Official Timekeeper TAGHeuer

■ 250KW ■ 225KW ■ Personal Best ■ Session Best ■ Crossing the finish line in pit lane


Lap	Time	Sector 1	Sector 2	Sector 3	Kph	Elapsed	Lap	Time	Sector 1	Sector 2	Sector 3	Kph	Elapsed
24	1:28.713	31.181	27.974	29.558	125.6	3:04:37.356	35	1:38.624 B	32.850	29.283	36.491	112.9	2:54:21.342
25	1:28.440	30.755	27.871	29.814	125.9	3:06:05.796	36	6:47.805	5:46.718	28.785	32.302	27.3	3:01:09.147
26	1:32.165	32.360	28.133	31.672	120.9	3:07:37.961	37	1:29.697	30.491	27.339	31.867	124.2	3:02:38.844
27	1:27.950	30.719	27.703	29.528	126.6	3:09:05.911	38	1:26.118	29.888	27.370	28.860	129.3	3:04:04.962
28	1:28.254	30.662	27.583	30.009	126.2	3:10:34.165	39	1:44.091 B	32.362	30.782	40.947	107.0	3:05:49.053

17 Gary Paffett		GBR	
HWA RACELAB		Venturi VFE05	
1	38:18.750	...	34.267 36.878 1.2 2:38:18.750
2	1:53.996 B	39.516	32.059 42.421 97.7 2:40:12.746
3	17:00.727	...	30.104 31.902 10.9 2:57:13.473
4	1:35.096	34.162	29.401 31.533 117.1 2:58:48.569
5	1:32.948	32.874	29.079 30.995 119.8 3:00:21.517
6	1:32.307	32.297	28.970 31.040 120.7 3:01:53.824
7	1:31.339	32.133	28.602 30.604 121.9 3:03:25.163
8	1:33.516	33.545	28.261 31.710 119.1 3:04:58.679
9	1:30.154	31.863	28.158 30.133 123.5 3:06:28.833
10	1:31.207	32.102	28.213 30.892 122.1 3:08:00.040
11	1:28.766	31.329	27.778 29.659 125.5 3:09:28.806
12	1:28.011	30.548	27.924 29.539 126.6 3:10:56.817

20 Mitch Evans		NZL	
Panasonic Jaguar Racing		Jaguar I-Type III	
1	9:01.643 B	7:01.703	42.023 1:17.917 20.6 9:01.643
2	52:51.244	...	32.165 45.819 3.5 1:01:52.887
3	1:38.565	35.419	31.014 32.132 113.0 1:03:31.452
4	1:34.872	33.965	29.503 31.404 117.4 1:05:06.324
5	1:32.694	32.618	29.063 31.013 120.2 1:06:39.018
6	1:34.252	33.656	29.569 31.027 118.2 1:08:13.270
7	1:34.394	34.663	29.090 30.641 118.0 1:09:47.664
8	1:32.139	32.697	28.905 30.537 120.9 1:11:19.803
9	1:31.710	32.306	28.930 30.474 121.5 1:12:51.513
10	1:31.881	32.172	28.895 30.814 121.2 1:14:23.394
11	1:31.694	31.846	29.219 30.629 121.5 1:15:55.088
12	1:32.648	32.470	29.283 30.895 120.2 1:17:27.736
13	1:32.817	32.502	29.450 30.865 120.0 1:19:00.553
14	1:32.779	33.008	29.102 30.669 120.1 1:20:33.332
15	1:33.243	32.442	29.330 31.471 119.5 1:22:06.575
16	1:32.530	32.389	29.202 30.939 120.4 1:23:39.105
17	1:34.960	33.972	29.793 31.195 117.3 1:25:14.065
18	1:35.382	34.287	29.728 31.367 116.8 1:26:49.447
19	1:33.266	32.687	29.706 30.873 119.4 1:28:22.713
20	1:33.287	33.009	29.268 31.010 119.4 1:29:56.000
21	1:32.349	32.461	29.097 30.791 120.6 1:31:28.349
22	2:41.214 B	32.071	47.942 1:21.201 69.1 1:34:09.563
23	51:03.771	...	30.114 31.190 3.6 2:25:13.334
24	1:32.748	32.012	29.100 31.636 120.1 2:26:46.082
25	1:31.784	32.101	28.556 31.127 121.4 2:28:17.866
26	1:30.903	31.612	28.718 30.573 122.5 2:29:48.769
27	1:32.238	33.225	28.628 30.385 120.8 2:31:21.007
28	1:29.783	31.410	28.464 29.909 124.1 2:32:50.790
29	1:37.716 B	32.673	28.591 36.452 114.0 2:34:28.506
30	6:34.912	5:33.805	30.005 31.102 28.2 2:41:03.418
31	1:31.809	31.875	28.825 31.109 121.3 2:42:35.227
32	1:32.015	32.246	29.285 30.484 121.0 2:44:07.242
33	1:37.050 B	32.772	28.486 35.792 114.8 2:45:44.292
34	11:12.476	...	31.936 31.360 16.6 2:56:56.768
35	1:30.293	31.630	28.551 30.112 123.4 2:58:27.061
36	1:29.318	30.772	28.328 30.218 124.7 2:59:56.379
37	1:28.696	31.026	28.083 29.587 125.6 3:01:25.075
38	1:30.927	31.787	28.281 30.859 122.5 3:02:56.002
39	1:33.850	31.945	28.720 33.185 118.7 3:04:29.852
40	1:29.977	31.977	28.518 29.482 123.8 3:05:59.829
41	1:28.956	30.464	28.424 30.068 125.2 3:07:28.785
42	1:28.814	30.479	28.051 30.284 125.4 3:08:57.599
43	1:27.489	30.144	28.009 29.336 127.3 3:10:25.088

19 Felipe Massa		BRA	
Venturi Formula E Team		Venturi VFE05	
1	4:15.346 B	2:57.287	34.868 43.191 43.6 4:15.346
2	37:58.190 B	...	31.833 40.127 4.9 42:13.536
3	13:20.939	...	30.749 35.672 13.9 55:34.475
4	1:36.121	34.545	29.900 31.676 115.9 57:10.596
5	1:33.315	33.206	29.271 30.838 119.4 58:43.911
6	1:38.544	36.636	30.022 31.886 113.0 1:00:22.455
7	1:32.380	32.308	29.387 30.685 120.6 1:01:54.835
8	1:43.635	34.017	30.028 39.590 107.5 1:03:38.470
9	1:31.253	32.111	28.753 30.389 122.1 1:05:09.723
10	1:39.958	34.628	30.542 34.788 111.4 1:06:49.681
11	1:32.205	32.067	29.145 30.993 120.8 1:08:21.886
12	1:32.663	31.757	28.601 32.305 120.2 1:09:54.549
13	1:31.039	31.896	29.037 30.106 122.3 1:11:25.588
14	1:29.843	31.200	28.791 29.852 124.0 1:12:55.431
15	1:35.837	31.656	30.262 33.919 116.2 1:14:31.268
16	1:30.757	31.496	28.367 30.894 122.7 1:16:02.025
17	1:39.491 B	31.794	30.286 37.411 112.0 1:17:41.516
18	12:12.176	...	29.811 31.286 15.2 1:29:53.692
19	1:32.213	32.768	28.801 30.644 120.8 1:31:25.905
20	1:42.177 B	31.835	29.521 40.821 109.0 1:33:08.082
21	52:19.173	...	29.541 30.675 3.5 2:25:27.255
22	1:30.020	31.510	28.362 30.148 123.7 2:26:57.275
23	1:28.769	31.038	28.168 29.563 125.5 2:28:26.044
24	1:27.952	30.714	27.725 29.513 126.6 2:29:53.996
25	1:33.485	31.606	29.503 32.376 119.1 2:31:27.481
26	1:34.030	30.509	29.995 33.526 118.5 2:33:01.511
27	1:27.409	30.381	27.874 29.154 127.4 2:34:28.920
28	1:37.719 B	32.515	28.708 36.496 114.0 2:36:06.639
29	9:14.409	8:12.553	29.629 32.227 20.1 2:45:21.048
30	1:28.373	30.874	27.883 29.616 126.0 2:46:49.421
31	1:28.931	31.868	27.761 29.302 125.2 2:48:18.352
32	1:26.340	30.046	27.378 28.916 129.0 2:49:44.692
33	1:31.999	32.655	28.051 31.293 121.1 2:51:16.691
34	1:26.027	29.793	27.294 28.940 129.5 2:52:42.718

22 Oliver Rowland		GBR	
Nissan e.dams		Nissan IM01	
1	2:39.680	1:24.947	36.694 38.039 69.8 2:39.680
2	1:55.378 B	39.455	32.739 43.184 96.5 4:35.058
3	8:54.639	7:45.299	33.280 36.060 20.8 13:29.697



# ABB FIA Formula E Championship

## Valencia Testing

### Test session 5

### Analysis

Official Timekeeper

■ 250KW 
 ▣ 225KW 
 ■ Personal Best 
 ■ Session Best 
 ■ B Crossing the finish line in pit lane

Lap	Time	Sector 1	Sector 2	Sector 3	Kph	Elapsed	Lap	Time	Sector 1	Sector 2	Sector 3	Kph	Elapsed
4	1:47.103	38.167	33.406	35.530	104.0	15:16.800	23	1:31.903	32.230	28.869	30.804	121.2	1:19:13.846
5	1:41.291	36.387	31.687	33.217	110.0	16:58.091	24	1:47.253	36.214	35.108	35.931	103.9	1:21:01.099
6	1:39.439	35.215	31.237	32.987	112.0	18:37.530	25	1:35.944	31.656	30.441	33.847	116.1	1:22:37.043
7	1:59.591 B	37.166	35.901	46.524	93.1	20:37.121	26	1:36.955 B	32.096	28.655	36.204	114.9	1:24:13.998
8	34:34.691	...	31.581	32.927	5.4	55:11.812	27	50:43.297	...	35.441	33.340	3.7	2:14:57.295
9	1:37.707	35.720	30.196	31.791	114.0	56:49.519	28	1:36.151	35.460	29.344	31.347	115.8	2:16:33.446
10	1:36.136	34.422	29.626	32.088	115.9	58:25.655	29	1:30.477	31.306	28.487	30.684	123.1	2:18:03.923
11	1:34.897	34.313	29.136	31.448	117.4	1:00:00.552	30	1:33.776	▣ 32.154	30.720	30.902	118.8	2:19:37.699
12	1:34.666	34.051	29.280	31.335	117.7	1:01:35.218	31	1:28.916	▣ 30.871	28.229	29.816	125.3	2:21:06.615
13	1:34.739	34.005	29.048	31.686	117.6	1:03:09.957	32	1:28.665	▣ 30.561	28.076	30.028	125.6	2:22:35.280
14	1:34.228	33.348	28.945	31.935	118.2	1:04:44.185	33	1:42.050	▣ 33.687	31.752	36.611	109.1	2:24:17.330
15	1:34.291	34.133	29.090	31.068	118.1	1:06:18.476	34	1:35.598 B	▣ 30.879	27.976	36.743	116.5	2:25:52.928
16	2:41.722 B	1:21.872	35.282	44.568	68.9	1:09:00.198	35	7:40.269	6:34.822	32.651	32.796	24.2	2:33:33.197
17	22:30.203	...	31.503	32.342	2.3	2:31:30.401	36	1:32.843	■ 32.668	29.220	30.955	120.0	2:35:06.040
18	1:39.628	33.882	32.822	32.924	111.8	2:33:10.029	37	1:28.423	■ 30.604	28.139	29.680	126.0	2:36:34.463
19	1:34.024	33.730	29.105	31.189	118.5	2:34:44.053	38	1:31.368	■ 31.276	29.243	30.849	121.9	2:38:05.831
20	1:32.808	32.570	28.798	31.440	120.0	2:36:16.861	39	1:27.399	■ 30.344	27.726	29.329	127.4	2:39:33.230
21	1:33.992	33.636	28.772	31.584	118.5	2:37:50.853	40	1:42.175 B	■ 32.164	30.959	39.052	109.0	2:41:15.405
22	1:32.885	32.509	29.150	31.226	119.9	2:39:23.738	41	21:28.554	...	29.439	31.126	8.6	3:02:43.959
23	1:35.902	33.998	29.248	32.656	116.1	2:40:59.640	42	1:30.227	■ 31.602	28.695	29.930	123.4	3:04:14.186
24	1:31.529	31.892	28.671	30.966	121.7	2:42:31.169	43	1:26.707	■ 30.104	27.465	29.138	128.5	3:05:40.893
25	1:30.879	31.568	28.601	30.710	122.6	2:44:02.048	44	1:28.392	■ 29.560	28.824	30.008	126.0	3:07:09.285
26	1:31.372	31.896	28.798	30.678	121.9	2:45:33.420	45	1:25.972	■ 29.619	27.364	28.989	129.6	3:08:35.257
27	1:31.712	32.153	28.784	30.775	121.4	2:47:05.132	46	1:39.108 B	■ 31.370	30.159	37.579	112.4	3:10:14.365
28	1:31.082	31.908	28.741	30.433	122.3	2:48:36.214							
29	1:35.246	33.624	28.673	32.949	116.9	2:50:11.460							
30	1:32.445	32.613	28.954	30.878	120.5	2:51:43.905							
31	1:32.072	32.228	28.961	30.883	121.0	2:53:15.977							
32	1:31.255	31.898	28.777	30.580	122.1	2:54:47.232							
33	1:42.507 B	32.203	28.976	41.328	108.7	2:56:29.739							
34	11:18.456	▣	...	29.627	45.152	16.4	3:07:48.195						
35	1:29.025	▣ 31.102	28.002	29.921	125.1	3:09:17.220							
36	1:27.705	▣ 30.487	▣ 27.541	▣ 29.677	127.0	3:10:44.925							


Lap	Time	Sector 1	Sector 2	Sector 3	Kph	Elapsed
1	21:24.578	...	40.099	42.036	8.7	21:24.578
2	2:18.475 B	40.963	42.520	54.992	80.4	23:43.053
3	48:47.779	...	30.518	32.460	3.8	1:12:30.832
4	1:33.221	33.344	29.239	30.638	119.5	1:14:04.053
5	1:31.923	31.981	28.789	31.153	121.2	1:15:35.976
6	1:45.226	34.818	33.793	36.615	105.9	1:17:21.202
7	1:31.857	32.194	29.265	30.398	121.3	1:18:53.059
8	1:31.615	31.839	28.819	30.957	121.6	1:20:24.674
9	1:30.572	31.529	28.951	30.092	123.0	1:21:55.246
10	1:30.440	31.471	28.890	30.079	123.2	1:23:25.686
11	1:47.272	34.908	37.518	34.846	103.8	1:25:12.958
12	1:38.944 B	31.643	29.015	38.286	112.6	1:26:51.902
13	34:46.567	...	36.196	34.570	5.3	2:01:38.469
14	1:29.856	31.492	28.470	29.894	124.0	2:03:08.325
15	1:40.399	30.495	28.203	41.701	110.9	2:04:48.724
16	1:28.524	30.640	27.990	29.894	125.8	2:06:17.248
17	1:38.868	33.373	32.760	32.735	112.7	2:07:56.116
18	1:41.512	▣ 34.017	32.163	35.332	109.7	2:09:37.628
19	1:30.239	▣ 32.148	27.782	30.309	123.4	2:11:07.867
20	1:27.815	▣ 30.119	27.643	30.053	126.8	2:12:35.682
21	1:39.760 B	32.291	30.697	36.772	111.7	2:14:15.442
22	40:50.846	...	34.599	34.487	4.5	2:55:06.288
23	1:29.291	30.834	28.200	30.257	124.7	2:56:35.579
24	1:30.629	▣ 32.072	28.366	30.191	122.9	2:58:06.208
25	1:27.013	▣ 30.081	27.568	29.364	128.0	2:59:33.221
26	1:26.058	▣ 29.552	27.385	29.121	129.4	3:00:59.279
27	1:32.476	■ 33.216	28.705	30.555	120.4	3:02:31.755
28	1:25.258	■ 29.355	27.074	28.829	130.6	3:03:57.013
29	1:33.715	■ 33.730	29.540	30.445	118.9	3:05:30.728
30	1:56.153	■ 44.320	35.901	35.932	95.9	3:07:26.881
31	1:26.705	■ 29.114	27.357	30.234	128.5	3:08:53.586

Lap	Time	Sector 1	Sector 2	Sector 3	Kph	Elapsed
1	4:30.492	3:21.506	33.936	35.050	41.2	4:30.492
2	1:48.420 B	36.901	30.807	40.712	102.7	6:18.912
3	2:00.442 B	48.132	30.649	41.661	92.5	8:19.354
4	7:41.368	6:35.466	31.560	34.342	24.1	16:00.722
5	1:39.183	35.657	30.944	32.582	112.3	17:39.905
6	1:37.784	34.725	30.563	32.496	113.9	19:17.689
7	2:00.040 B	37.620	35.728	46.692	92.8	21:17.729
8	34:40.090	...	30.889	32.146	5.4	55:57.819
9	1:35.484	34.516	29.543	31.425	116.7	57:33.303
10	1:34.291	33.260	29.349	31.682	118.1	59:07.594
11	1:35.067	34.539	29.361	31.167	117.2	1:00:42.661
12	1:32.048	32.636	28.702	30.710	121.0	1:02:14.709
13	1:32.509	32.879	28.811	30.819	120.4	1:03:47.218
14	1:32.149	32.702	28.736	30.711	120.9	1:05:19.367
15	1:32.226	32.680	28.675	30.871	120.8	1:06:51.593
16	1:31.561	32.416	28.698	30.447	121.7	1:08:23.154
17	1:32.241	32.752	28.689	30.800	120.8	1:09:55.395
18	1:31.666	32.272	28.772	30.622	121.5	1:11:27.061
19	1:39.936	35.314	29.625	34.997	111.5	1:13:06.997
20	1:31.637	32.268	28.771	30.598	121.5	1:14:38.634
21	1:31.733	32.327	28.615	30.791	121.4	1:16:10.367
22	1:31.576	32.011	28.697	30.868	121.6	1:17:41.943

Lap	Time	Sector 1	Sector 2	Sector 3	Kph	Elapsed
1	21:24.578	...	40.099	42.036	8.7	21:24.578
2	2:18.475 B	40.963	42.520	54.992	80.4	23:43.053
3	48:47.779	...	30.518	32.460	3.8	1:12:30.832
4	1:33.221	33.344	29.239	30.638	119.5	1:14:04.053
5	1:31.923	31.981	28.789	31.153	121.2	1:15:35.976
6	1:45.226	34.818	33.793	36.615	105.9	1:17:21.202
7	1:31.857	32.194	29.265	30.398	121.3	1:18:53.059
8	1:31.615	31.839	28.819	30.957	121.6	1:20:24.674
9	1:30.572	31.529	28.951	30.092	123.0	1:21:55.246
10	1:30.440	31.471	28.890	30.079	123.2	1:23:25.686
11	1:47.272	34.908	37.518	34.846	103.8	1:25:12.958
12	1:38.944 B	31.643	29.015	38.286	112.6	1:26:51.902
13	34:46.567	...	36.196	34.570	5.3	2:01:38.469
14	1:29.856	31.492	28.470	29.894	124.0	2:03:08.325
15	1:40.399	30.495	28.203	41.701	110.9	2:04:48.724
16	1:28.524	30.640	27.990	29.894	125.8	2:06:17.248
17	1:38.868	33.373	32.760	32.735	112.7	2:07:56.116
18	1:41.512	▣ 34.017	32.163	35.332	109.7	2:09:37.628
19	1:30.239	▣ 32.148	27.782	30.309	123.4	2:11:07.867
20	1:27.815	▣ 30.119	27.643	30.053	126.8	2:12:35.682
21	1:39.760 B	32.291	30.697	36.772	111.7	2:14:15.442
22	40:50.846	...	34.599	34.487	4.5	2:55:06.288
23	1:29.291	30.834	28.200	30.257	124.7	2:56:35.579
24	1:30.629	▣ 32.072	28.366	30.191	122.9	2:58:06.208
25	1:27.013	▣ 30.081	27.568	29.364	128.0	2:59:33.221
26	1:26.058	▣ 29.552	27.385	29.		



FIA FORMULA E CHAMPIONSHIP 2018-19



# ABB FIA Formula E Championship

## Valencia Testing


### Test session 5

## Analysis

Official Timekeeper TAGHeuer

250KW 225KW Personal Best Session Best B Crossing the finish line in pit lane

Lap	Time	Sector 1	Sector 2	Sector 3	Kph	Elapsed	Lap	Time	Sector 1	Sector 2	Sector 3	Kph	Elapsed	
32	1:34.722 B	29.610	28.947	36.165	117.6	3:10:28.308	24	1:26.760	29.704	27.655	29.401	128.4	2:45:48.998	
<b>27</b>	<b>Alexander Sims</b>						25	1:44.783 B	33.682	29.777	41.324	106.3	2:47:33.781	
	BMW i Andretti Motorsport						26	19:15.146	...	32.270	31.604	9.6	3:06:48.927	
							27	1:26.207	29.683	27.479	29.045	129.2	3:08:15.134	
1	15:47.943 B	...			11.8	15:47.943	28	1:30.529	32.237	29.148	29.144	123.0	3:09:45.663	
2	05:34.817	...	30.745	32.043	2.8	1:21:22.760	29	<b>1:24.870</b>	<b>29.036</b>	<b>27.386</b>	<b>28.448</b>	131.2	3:11:10.533	
3	1:35.129	34.673	29.581	30.875	117.1	1:22:57.889	<b>36</b>	<b>Andre Lotterer</b>						
4	1:42.700 B	33.343	29.643	39.714	108.5	1:24:40.589		DS TECHEETAH						DEU
5	34:44.920	...	30.942	32.229	5.3	1:59:25.509								DS E-Tense FE 19
6	1:33.746	33.343	29.673	30.730	118.8	2:00:59.255	1	24:48.833 B	...	36.728	46.694	7.5	24:48.833	
7	1:31.948	32.394	28.901	30.653	121.1	2:02:31.203	2	38:48.419 B	...	31.945	41.021	4.8	1:03:37.252	
8	1:30.962	31.723	28.793	30.446	122.5	2:04:02.165	3	2:08.808 B	59.063	30.701	39.044	86.5	1:05:46.060	
9	1:29.902	31.098	28.763	30.041	123.9	2:05:32.067	4	1:59.415	57.688	29.935	31.792	93.3	1:07:45.475	
10	1:29.930	31.253	28.614	30.063	123.9	2:07:01.997	5	1:32.329	32.608	29.561	30.160	120.6	1:09:17.804	
11	1:29.312	30.903	28.557	29.852	124.7	2:08:31.309	6	1:31.379	31.735	29.345	30.299	121.9	1:10:49.183	
12	1:30.091	31.110	28.508	30.473	123.6	2:10:01.400	7	1:29.915	31.219	28.720	29.976	123.9	1:12:19.098	
13	1:52.040 B	31.400	32.522	48.118	99.4	2:11:53.440	8	1:31.500	31.955	28.556	30.989	121.7	1:13:50.598	
14	22:20.898	...	33.067	33.812	8.3	2:34:14.338	9	1:43.302 B	34.791	29.926	38.585	107.8	1:15:33.900	
15	1:30.781	31.612	28.848	30.321	122.7	2:35:45.119	10	40:24.584	...	30.731	32.847	4.6	1:55:58.484	
16	1:29.594	31.050	28.384	30.160	124.3	2:37:14.713	11	1:30.850	31.970	28.822	30.058	122.6	1:57:29.334	
17	1:29.289	30.577	28.634	30.078	124.7	2:38:44.002	12	1:30.201	31.619	28.580	30.002	123.5	1:58:59.535	
18	1:34.755	30.640	28.595	35.520	117.5	2:40:18.757	13	1:29.470	31.669	27.997	29.804	124.5	2:00:29.005	
19	1:29.699	32.058	28.135	29.506	124.2	2:41:48.456	14	1:35.398 B	31.243	27.969	36.186	116.8	2:02:04.403	
20	1:27.262	30.240	27.841	29.181	127.6	2:43:15.718	15	6:03.742	4:56.180	33.889	33.673	30.6	2:08:08.145	
21	1:28.117	30.020	27.871	30.226	126.4	2:44:43.835	16	1:37.061	33.548	29.976	33.537	114.8	2:09:45.206	
22	1:28.137	30.468	28.093	29.576	126.4	2:46:11.972	17	1:33.294	33.585	29.155	30.554	119.4	2:11:18.500	
23	1:43.806 B	30.330	28.711	44.765	107.3	2:47:55.778	18	1:31.634	31.985	29.332	30.317	121.6	2:12:50.134	
24	18:11.759	...	29.399	33.227	10.2	3:06:07.537	19	1:30.648	31.383	28.699	30.566	122.9	2:14:20.782	
25	1:36.676	31.697	28.870	36.109	115.2	3:07:44.213	20	1:41.079 B	33.627	29.600	37.852	110.2	2:16:01.861	
26	<b>1:25.567</b>	29.593			130.2	3:09:09.780	21	34:26.365	...	31.203	32.555	5.4	2:50:28.226	
27	1:25.928	<b>29.586</b>	<b>27.744</b>	<b>28.598</b>	129.6	3:10:35.708	22	1:30.519	31.171	28.371	30.977	123.1	2:51:58.745	
<b>28</b>	<b>Antonio Felix Da Costa</b>						23	1:28.065	30.498	28.058	29.509	126.5	2:53:26.810	
	BMW i Andretti Motorsport						24	<b>1:26.571</b>	29.864	27.663	<b>29.044</b>	128.7	2:54:53.381	
							25	1:27.531	30.253	<b>27.296</b>	29.982	127.3	2:56:20.912	
1	10:06.692 B	7:38.950	1:05.847	1:21.895	18.4	10:06.692	26	1:35.565 B	30.962	28.364	36.239	116.6	2:57:56.477	
2	:01:25.169	...	33.466	33.568	3.0	1:11:31.861	27	3:25.263	2:25.238	29.142	30.883	54.3	3:01:21.740	
3	1:36.810	36.000	30.119	30.691	115.1	1:13:08.671	28	1:30.415	31.240	28.554	30.621	123.2	3:02:52.155	
4	1:34.497	33.925	28.876	31.696	117.9	1:14:43.168	29	1:34.359	31.070	28.893	34.396	118.0	3:04:26.514	
5	1:30.977	31.876	28.676	30.425	122.4	1:16:14.145	30	1:27.036	<b>29.706</b>	27.868	29.462	128.0	3:05:53.550	
6	1:35.362	32.531	29.334	33.497	116.8	1:17:49.507	31	1:39.116	31.349	30.439	37.328	112.4	3:07:32.666	
7	1:36.030	34.873	29.990	31.167	116.0	1:19:25.537	32	1:28.411	30.689	27.671	30.051	126.0	3:09:01.077	
8	1:42.814 B	35.830	29.741	37.243	108.3	1:21:08.351	33	1:37.777 B	32.384	28.733	36.660	113.9	3:10:38.854	
9	38:56.551 B	...	29.776	37.866	4.8	2:00:04.902	<b>48</b>	<b>Edoardo Mortara</b>						CHE
10	2:04.651	1:03.432	29.148	32.071	89.4	2:02:09.553		Venturi Formula E Team						Venturi VFE05
11	1:31.218	32.350	28.587	30.281	122.1	2:03:40.771	1	2:14.258 B	55.241	33.406	45.611	83.0	2:14.258	
12	1:30.365	31.531	28.541	30.293	123.3	2:05:11.136	2	52:32.018	...	31.522	32.508	3.5	54:46.276	
13	1:29.972	31.361	28.308	30.303	123.8	2:06:41.108	3	1:35.866	33.595	30.759	31.512	116.2	56:22.142	
14	1:29.205	31.003	28.257	29.945	124.9	2:08:10.313	4	1:34.214	33.410	29.936	30.868	118.2	57:56.356	
15	1:39.631 B	33.706	29.349	36.576	111.8	2:09:49.944	5	1:31.671	32.793	28.760	30.118	121.5	59:28.027	
16	23:46.382	...	32.080	31.598	7.8	2:33:36.326	6	1:31.675	32.224	29.110	30.341	121.5	1:00:59.702	
17	1:36.667	32.441	31.271	32.955	115.2	2:35:12.993	7	1:29.877	31.792	28.310	29.775	123.9	1:02:29.579	
18	1:30.548	31.280	29.158	30.110	123.0	2:36:43.541	8	1:29.201	<b>30.875</b>	28.436	29.890	124.9	1:03:58.780	
19	1:29.186	30.813	28.370	30.003	124.9	2:38:12.727	9	<b>1:29.024</b>	30.974	28.291	<b>29.759</b>	125.1	1:05:20.804	
20	1:34.022	34.698	29.119	30.205	118.5	2:39:46.749	10	1:29.143	30.951	<b>28.147</b>	30.045	124.9	1:06:56.947	
21	1:27.376	30.231	27.856	29.289	127.5	2:41:14.125	11	1:39.546	36.601	31.546	31.399	111.9	1:08:36.493	
22	1:27.362	29.997	27.835	29.530	127.5	2:42:41.487	12	1:32.446	32.511	28.981	30.954	120.5	1:10:08.939	
23	1:40.751	38.972	31.463	30.316	110.6	2:44:22.238								



# ABB FIA Formula E Championship

## Valencia Testing

### Test session 5

## Analysis

Official Timekeeper

■ 250KW ■ 225KW ■ Personal Best ■ Session Best ■ B Crossing the finish line in pit lane

Lap	Time	Sector 1	Sector 2	Sector 3	Kph	Elapsed	Lap	Time	Sector 1	Sector 2	Sector 3	Kph	Elapsed
13	1:32.369	32.301	29.113	30.955	120.6	1:11:41.308	5	1:35.095	33.808	29.897	31.390	117.1	2:33:14.449
14	1:31.449	32.220	28.830	30.399	121.8	1:13:12.757	6	1:35.754	31.986	30.293	33.475	116.3	2:34:50.203
15	1:49.988 B	34.022	34.920	41.046	101.3	1:15:02.745	7	1:36.599 B	31.541	29.053	36.005	115.3	2:36:26.802
16	2:52.176	1:51.412	29.657	31.107	64.7	1:17:54.921	8	19:47.072	...	31.466	31.868	9.4	2:56:13.874
17	1:31.563	32.045	29.318	30.200	121.6	1:19:26.484	9	1:39.071	33.141	31.857	34.073	112.4	2:57:52.945
18	1:31.812	31.372	28.892	31.548	121.3	1:20:58.296	10	1:31.031	31.612	28.919	30.500	122.4	2:59:23.976
19	1:31.246	31.493	28.829	30.924	122.1	1:22:29.542	11	1:29.787	30.923	28.456	30.408	124.1	3:00:53.763
20	1:29.461	31.092	28.437	29.932	124.5	1:23:59.003	12	1:33.393 B	30.657	28.195	34.541	119.3	3:02:27.156
21	1:43.255 B	31.478	28.748	43.029	107.9	1:25:42.258	13	4:10.744	3:09.172	29.014	32.558	44.4	3:06:37.900
							14	1:29.660	30.939	28.628	30.093	124.2	3:08:07.560
							15	1:31.006	31.568	28.850	30.588	122.4	3:09:38.566
							16	1:28.906	30.486	28.260	30.160	125.3	3:11:07.472

<b>64</b>	<b>Jerome d'Ambrosio</b>	BEL				
	MAHINDRA RACING	Mahindra M5Electro				
1	20:19.246 B	...	37.754	49.232	9.1	20:19.246
2	18:56.546	...	32.964	36.816	9.8	39:15.792
3	1:43.723	37.939	31.160	34.624	107.4	40:59.515
4	3:42.759 B	1:15.839	1:06.645	1:20.275	50.0	44:42.274
5	16:58.189 B	...	32.191	40.555	10.9	1:01:40.463
6	7:45.835	6:42.021	31.541	32.273	23.9	1:09:26.298
7	1:35.755	34.070	30.025	31.660	116.3	1:11:02.053
8	1:34.135	33.588	29.539	31.008	118.3	1:12:36.188
9	1:31.640	32.257	28.892	30.491	121.5	1:14:07.828
10	1:30.817	31.625	28.920	30.272	122.6	1:15:38.645
11	1:42.039 B	31.544	31.144	39.351	109.2	1:17:20.684
12	10:12.177	9:03.460	32.776	35.941	18.2	1:27:32.861
13	1:36.061	34.087	30.104	31.870	116.0	1:29:08.922
14	1:34.491	33.370	29.679	31.442	117.9	1:30:43.413
15	1:47.152 B	32.817	29.184	45.151	103.9	1:32:30.565
16	45:57.099	...	30.748	32.719	4.0	2:18:27.664
17	1:35.297	35.083	29.293	30.921	116.9	2:20:02.961
18	1:31.049	32.048	28.741	30.260	122.3	2:21:34.010
19	1:36.045	31.727	29.062	35.256	116.0	2:23:10.055
20	1:29.733	31.098	28.416	30.219	124.1	2:24:39.788
21	1:36.756 B	31.771	28.546	36.439	115.1	2:26:16.544
22	4:25.028	3:25.321	29.452	30.255	42.0	2:30:41.572
23	1:28.673	30.670	28.346	29.657	125.6	2:32:10.245
24	1:28.857	30.819	28.257	29.781	125.4	2:33:39.102
25	1:41.082	36.938	31.906	32.238	110.2	2:35:20.184
26	1:28.999	30.618	28.384	29.997	125.2	2:36:49.183
27	1:37.193 B	30.696	29.498	36.999	114.6	2:38:26.376
28	7:21.253	6:19.563	29.982	31.708	25.2	2:45:47.629
29	1:30.854	31.957	28.860	30.037	122.6	2:47:18.483
30	2:07.605 B	55.883	31.836	39.886	87.3	2:49:26.088
31	8:54.504	7:54.726	29.087	30.691	20.8	2:58:20.592
32	1:34.972	31.334	32.062	31.576	117.3	2:59:55.564
33	1:28.645	30.812	28.094	29.739	125.7	3:01:24.209
34	1:38.761	38.500	30.138	30.123	112.8	3:03:02.970
35	1:28.599	30.615	28.093	29.891	125.7	3:04:31.569
36	1:53.964	40.403	36.299	37.262	97.7	3:06:25.533
37	1:28.163	30.407	28.034	29.722	126.3	3:07:53.696
38	1:55.829 B	39.604	32.239	43.986	96.2	3:09:49.525

<b>66</b>	<b>Daniel Abt</b>	DEU				
	Audi Sport Abt Schaeffler	Audi e-tron FE05				
1	4:41.793	3:30.759	35.048	35.986	39.5	4:41.793
2	1:41.082	36.632	31.480	32.970	110.2	6:22.875
3	4:19.225 B	2:29.458	39.418	1:10.349	43.0	10:42.100
4	:20:57.254	...	33.519	40.660	1.3	2:31:39.354

<b>94</b>	<b>Pascal Wehrlein</b>	DEU				
	MAHINDRA RACING	Mahindra M5Electro				
1	20:56.710 B	...	37.797	49.475	8.9	20:56.710
2	15:55.432 B	...	36.350	44.616	11.7	36:52.142
3	31:23.419 B	...	37.706	46.625	5.9	1:08:15.561
4	9:33.557	8:22.988	33.786	36.783	19.4	1:17:49.118
5	1:42.644	37.692	31.730	33.222	108.5	1:19:31.762
6	1:36.247	34.857	29.928	31.462	115.7	1:21:08.009
7	1:34.037	33.446	29.490	31.101	118.4	1:22:42.046
8	1:33.206	32.779	...	...	119.5	1:24:15.252
9	1:34.845	33.193	...	...	117.4	1:25:50.097
10	1:33.625	32.816	...	...	119.0	1:27:23.722
11	1:34.042	33.815	...	...	118.4	1:28:57.764
12	1:33.007	32.949	28.934	31.124	119.8	1:30:30.771
13	1:32.064	32.049	29.197	30.818	121.0	1:32:02.835
14	3:13.688 B	45.903	1:07.217	1:20.568	57.5	1:35:16.523
15	29:40.294	...	30.948	31.697	6.3	2:04:56.817
16	1:32.427	32.177	29.519	30.731	120.5	2:06:29.244
17	1:30.806	31.674	28.983	30.149	122.7	2:08:00.050
18	1:29.708	31.225	...	...	124.2	2:09:29.758
19	1:29.097	31.275	...	...	125.0	2:10:58.855
20	1:29.035	31.014	...	...	125.1	2:12:27.890
21	1:29.952	31.150	...	...	123.8	2:13:57.842
22	1:31.380	32.964	28.502	29.914	121.9	2:15:29.222
23	1:28.193	30.886	27.897	29.410	126.3	2:16:57.415
24	1:29.901	30.911	...	...	123.9	2:18:27.316
25	1:36.274 B	30.991	28.091	37.192	115.7	2:20:03.590
26	10:21.586	9:18.313	31.378	31.895	17.9	2:30:25.176
27	1:34.454	34.320	...	...	117.9	2:31:59.630
28	1:30.336	31.364	...	...	123.3	2:33:29.966
29	1:29.271	30.942	...	...	124.8	2:34:59.237
30	1:29.190	30.932	28.357	29.901	124.9	2:36:28.427
31	1:29.708	30.804	...	...	124.2	2:37:58.135
32	1:28.354	30.417	...	...	126.1	2:39:26.489
33	1:59.265 B	30.931	28.576	59.758	93.4	2:41:25.754
34	23:53.972	...	29.258	30.723	7.8	3:05:19.726
35	1:31.710	30.929	28.257	32.524	121.5	3:06:51.436
36	1:28.085	30.707	27.703	29.675	126.5	3:08:19.521
37	1:31.431	30.289	...	...	121.8	3:09:50.952
38	1:25.519	29.574	...	...	130.2	3:11:16.471