

ABB FIA Formula E Championship

Valencia Testing

Test session 6

Analysis

Official Timekeeper

■ 250KW ▣ 225KW ■ Personal Best ■ Session Best ■ B Crossing the finish line in pit lane

Lap	Time	Sector 1	Sector 2	Sector 3	Kph	Elapsed	Lap	Time	Sector 1	Sector 2	Sector 3	Kph	Elapsed				
2	Sam Bird							7	1:28.660	30.682	28.663	29.315	125.6	12:20.885			
	Envision Virgin Racing							8	1:27.598	30.532	27.816	29.250	127.2	13:48.483			
	Audi e-tron FE05							9	1:28.041	30.958	27.953	29.130	126.5	15:16.524			
1	1:57.664 B	44.410	32.221	41.033	94.7	1:57.664	10	1:27.129	30.366	27.651	29.112	127.8	16:43.653				
2	14:43.009	...	28.717	31.401	12.6	16:40.673	11	1:28.304	▣	31.487	27.368	29.449	126.1	18:11.957			
3	1:31.740	32.540	28.430	30.770	121.4	18:12.413	12	1:27.738	▣	31.668	27.414	28.656	127.0	19:39.695			
4	1:29.787	32.141	27.761	29.885	124.1	19:42.200	13	1:25.743	▣	29.876	27.245	28.622	129.9	21:05.438			
5	1:28.706	31.112	27.464	30.130	125.6	21:10.906	14	3:03.681 B	▣	35.030	1:07.733	1:20.918	60.6	24:09.119			
6	3:23.981 B	56.968	1:06.734	1:20.279	54.6	24:34.887	15	:17:09.582	...	26.196	28.844	2.4	1:41:18.701				
7	26:20.873	...	27.954	29.475	7.0	50:55.760	16	1:23.516	29.973	25.542	28.001	133.4	1:42:42.217				
8	1:24.524	29.951	25.573	29.000	131.8	52:20.284	17	1:23.106	29.581	25.516	28.009	134.0	1:44:05.323				
9	1:24.027	29.776	25.305	28.946	132.6	53:44.311	18	1:22.847	29.338	25.595	27.914	134.4	1:45:28.170				
10	1:23.881	29.628	25.305	28.948	132.8	55:08.192	19	1:23.031	29.389	25.643	27.999	134.1	1:46:51.201				
11	1:23.564	29.472	25.197	28.895	133.3	56:31.756	20	1:23.219	29.391	25.711	28.117	133.8	1:48:14.420				
12	1:23.700	29.489	25.250	28.961	133.1	57:55.456	21	1:22.504	■	28.739	25.757	28.008	135.0	1:49:36.924			
13	1:23.785	29.444	25.139	29.202	132.9	59:19.241	22	1:23.713	29.712	26.021	27.980	133.1	1:51:00.637				
14	1:24.079	29.612	25.149	29.318	132.5	1:00:43.320	23	1:23.038	29.308	25.579	28.151	134.1	1:52:23.675				
15	1:24.810	▣	30.919	24.995	28.896	131.3	1:02:08.130	24	1:23.079	29.256	25.475	28.348	134.1	1:53:46.754			
16	1:23.774	▣	29.401	25.005	29.368	133.0	1:03:31.904	25	1:23.483	▣	30.510	■	25.274	27.699	133.4	1:55:10.237	
17	1:25.763	▣	30.961	25.346	29.456	129.9	1:04:57.667	26	1:23.660	▣	30.774	25.321	27.565	133.1	1:56:33.897		
18	1:26.362	▣	30.828	25.633	29.901	129.0	1:06:24.029	27	■	1:21.997	▣	29.232	25.352	■	27.413	135.8	1:57:55.894
19	1:27.319	31.157	25.743	30.419	127.6	1:07:51.348	28	3:03.315 B	▣	34.436	1:07.140	1:21.739	60.8	2:00:59.209			
20	1:27.166	31.593	25.832	29.741	127.8	1:09:18.514	29	12:08.882	...	27.161	29.666	15.3	2:13:08.091				
21	1:23.717	29.707	25.099	28.911	133.0	1:10:42.231	30	1:30.666	31.484	27.344	31.838	122.9	2:14:38.757				
22	1:27.343	32.339	25.190	29.814	127.5	1:12:09.574	31	1:29.608	30.824	30.126	28.658	124.3	2:16:08.365				
23	1:23.942	29.738	25.097	29.107	132.7	1:13:33.516	32	1:22.092	29.092	25.325	27.675	135.7	2:17:30.457				
24	1:24.233	29.665	25.337	29.231	132.2	1:14:57.749	33	3:04.163 B	36.532	1:06.999	1:20.632	60.5	2:20:34.620				
25	1:23.861	29.659	25.154	29.048	132.8	1:16:21.610	34	30:51.454	...	27.079	28.880	6.0	2:51:26.074				
26	1:24.342	30.019	25.039	29.284	132.1	1:17:45.952	35	1:25.703	30.527	26.338	28.838	130.0	2:52:51.777				
27	1:23.944	29.920	25.078	28.946	132.7	1:19:09.896	36	1:25.031	30.199	26.052	28.780	131.0	2:54:16.808				
28	1:23.842	29.770	25.057	29.015	132.8	1:20:33.738	37	1:24.656	30.088	25.923	28.645	131.6	2:55:41.464				
29	1:24.651	29.893	25.267	29.491	131.6	1:21:58.389	38	1:25.204	30.434	25.868	28.902	130.7	2:57:06.668				
30	1:23.663	29.741	25.187	28.735	133.1	1:23:22.052	39	1:27.590	30.361	25.877	31.352	127.2	2:58:34.258				
31	1:24.486	30.298	25.077	29.111	131.8	1:24:46.538	40	1:25.178	30.568	25.996	28.614	130.8	2:59:59.436				
32	1:24.236	30.213	25.142	28.881	132.2	1:26:10.774	41	1:25.134	30.308	26.042	28.784	130.8	3:01:24.570				
33	1:22.028	29.162	24.725	28.141	135.8	1:27:32.802											
34	1:51.769 B	34.574	36.085	41.110	99.7	1:29:24.571											
35	59:45.086	...	29.173	32.237	3.1	2:29:09.657											
36	1:20.718	28.248	24.855	27.615	138.0	2:30:30.375											
37	1:39.079	■	34.665	32.396	32.018	112.4	2:32:09.454										
38	1:18.872	■	27.372	24.293	27.207	141.2	2:33:28.326										
39	1:36.198	■	32.729	31.433	32.036	115.8	2:35:04.524										
40	1:34.560 B	■	36.144	25.199	33.217	117.8	2:36:39.084										
41	12:29.227	■	...	32.508	35.287	14.9	2:49:08.311										
42	1:18.221	■	27.306	24.202	■	26.713	142.4	2:50:26.532									
43	1:42.666	■	35.648	35.454	31.564	108.5	2:52:09.198										
44	■	1:18.219	■	27.247	■	24.195	26.777	142.4	2:53:27.417								
45	1:31.093 B	■	28.831	26.324	35.938	122.3	2:54:58.510										
4	Robin Frijns							1	5:16.511 B	4:03.535	32.623	40.353	35.2	5:16.511			
	Envision Virgin Racing							2	10:58.481	9:56.754	29.922	31.805	16.9	16:14.992			
	Audi e-tron FE05							3	1:31.999	32.840	28.323	30.836	121.1	17:46.991			
1	5:16.511 B	4:03.535	32.623	40.353	35.2	5:16.511	4	1:28.629	30.704	27.665	30.260	125.7	19:15.620				
2	10:58.481	9:56.754	29.922	31.805	16.9	16:14.992	5	1:29.568	32.244	27.296	30.028	124.4	20:45.188				
3	1:31.999	32.840	28.323	30.836	121.1	17:46.991	6	2:45.918 B	31.187	54.511	1:20.220	67.1	23:31.106				
4	1:28.629	30.704	27.665	30.260	125.7	19:15.620	7	27:08.563	...	29.137	30.063	6.8	50:39.669				
5	1:29.568	32.244	27.296	30.028	124.4	20:45.188	8	1:26.566	30.899	26.456	29.211	128.7	52:06.235				
6	2:45.918 B	31.187	54.511	1:20.220	67.1	23:31.106	9	1:26.384	▣	31.622	25.977	28.785	128.9	53:32.619			
7	27:08.563	...	29.137	30.063	6.8	50:39.669	10	1:24.703	▣	30.462	25.598	28.643	131.5	54:57.322			
8	1:26.566	30.899	26.456	29.211	128.7	52:06.235	11	1:22.845	▣	29.421	25.170	28.254	134.4	56:20.167			
9	1:26.384	▣	31.622	25.977	28.785	128.9	53:32.619	12	1:23.915	▣	29.311	25.519	29.085	132.7	57:44.082		
10	1:24.703	▣	30.462	25.598	28.643	131.5	54:57.322	13	1:24.815	28.944	26.080	29.791	131.3	59:08.897			
11	1:22.845	▣	29.421	25.170	28.254	134.4	56:20.167	14	1:25.048	30.425	25.494	29.129	131.0	1:00:33.945			
12	1:23.915	▣	29.311	25.519	29.085	132.7	57:44.082	15	1:24.233	29.700	25.437	29.096	132.2	1:01:58.178			
13	1:24.815	28.944	26.080	29.791	131.3	59:08.897	16	1:24.027	29.837	25.404	28.786	132.6	1:03:22.205				
14	1:25.048	30.425	25.494	29.129	131.0	1:00:33.945	17	1:23.950	29.808	25.153	28.989	132.7	1:04:46.155				
15	1:24.233	29.700	25.437	29.096	132.2	1:01:58.178	18	1:24.613	▣	30.833	25.340	28.440	131.6	1:06:10.768			
16	1:24.027	29.837	25.404	28.786	132.6	1:03:22.205	19	1:22.824	▣	29.708	24.884	28.232	134.5	1:07:33.592			
17	1:23.950	29.808	25.153	28.989	132.7	1:04:46.155	20	1:23.075	▣	29.668	24.955	28.452	134.1	1:08:56.667			
18	1:24.613	▣	30.833	25.340	28.440	131.6	1:06:10.768										
19	1:22.824	▣	29.708	24.884	28.232	134.5	1:07:33.592										
20	1:23.075	▣	29.668	24.955	28.452	134.1	1:08:56.667										




ABB FIA Formula E Championship Valencia Testing Test session 6

Analysis

Official Timekeeper

Lap	Time	Sector 1	Sector 2	Sector 3	Kph	Elapsed	Lap	Time	Sector 1	Sector 2	Sector 3	Kph	Elapsed
21	1:23.193	28.681	25.466	29.046	133.9	1:10:19.860	27	1:49.210 B	37.801	31.943	39.466	102.0	2:32:31.417
22	1:23.535	29.321	25.160	29.054	133.3	1:11:43.395	28	7:07.854	6:04.083	30.530	33.241	26.0	2:39:39.271
23	1:24.720	29.942	25.354	29.424	131.5	1:13:08.115	29	1:36.014	34.711	30.520	30.783	116.0	2:41:15.285
24	1:25.167	30.148	25.552	29.467	130.8	1:14:33.282	30	1:34.800	32.343	31.005	31.452	117.5	2:42:50.085
25	1:25.162	30.032	25.656	29.474	130.8	1:15:58.444	31	1:20.023	28.049	24.587	27.387	139.2	2:44:10.108
26	1:25.344	30.066	25.507	29.771	130.5	1:17:23.788	32	1:55.779	39.459	38.920	37.400	96.2	2:46:05.887
27	1:25.288	30.294	25.331	29.663	130.6	1:18:49.076	33	1:20.038	28.076	24.640	27.322	139.2	2:47:25.925
28	1:25.353	30.214	25.464	29.675	130.5	1:20:14.429	34	1:30.797	32.065	29.024	29.708	122.7	2:48:56.722
29	1:25.404	30.112	25.498	29.794	130.4	1:21:39.833	35	1:25.000	30.019	26.013	28.968	131.0	2:50:21.722
30	1:26.045	30.569	25.630	29.846	129.4	1:23:05.878	36	1:25.178	30.138	25.934	29.106	130.8	2:51:46.900
31	1:26.330	30.994	25.439	29.897	129.0	1:24:32.208	37	1:25.256	30.357	26.055	28.844	130.6	2:53:12.156
32	1:26.001	30.537	25.596	29.868	129.5	1:25:58.209	38	1:27.172	30.450	27.657	29.065	127.8	2:54:39.328
33	1:25.488	30.355	25.482	29.651	130.3	1:27:23.697	39	1:31.262 B	30.275	25.956	35.031	122.0	2:56:10.590
34	1:25.889	30.953	25.613	29.323	129.7	1:28:49.586	6 Max Gunther DEU						
35	1:26.010	30.549	25.750	29.711	129.5	1:30:15.596	GEOX DRAGON Penske EV-3						
36	1:41.049 B	33.043	31.607	36.399	110.2	1:31:56.645	1	19:27.881	...	33.067	31.860	9.5	19:27.881
37	57:20.607	...	27.685	30.400	3.2	2:29:17.252	2	1:30.581	31.756	28.680	30.145	123.0	20:58.462
38	1:20.916	28.480	25.004	27.432	137.7	2:30:38.168	3	2:35.498 B	30.848	43.678	1:20.972	71.6	23:33.960
39	1:38.048	32.855	33.045	32.148	113.6	2:32:16.216	4	9:18.805	8:17.343	29.136	32.326	19.9	32:52.765
40	1:20.394	29.178	24.461	26.755	138.5	2:33:36.610	5	1:26.711	30.240	26.869	29.602	128.5	34:19.476
41	1:49.851	34.206	37.651	37.994	101.4	2:35:26.461	6	3:32.263 B	1:02.737	1:08.475	1:21.051	52.5	37:51.739
42	1:18.444	27.384	24.398	26.662	142.0	2:36:44.905	7	9:51.433	8:52.680	27.607	31.146	18.8	47:43.172
43	1:41.937 B	32.172	30.422	39.343	109.3	2:38:26.842	8	1:25.112	29.836	25.966	29.310	130.9	49:08.284
44	10:59.841	9:56.107	29.623	34.111	16.9	2:49:26.683	9	1:29.184	32.997	27.193	28.994	124.9	50:37.468
45	1:18.674	27.874	24.211	26.589	141.6	2:50:45.357	10	1:22.617	28.732	25.473	28.412	134.8	52:00.085
46	1:56.064	41.174	34.966	39.924	96.0	2:52:41.421	11	1:22.180	28.434	25.523	28.223	135.5	53:22.265
47	1:48.844	32.606	36.781	39.457	102.3	2:54:30.265	12	1:31.825	31.343	30.361	30.121	121.3	54:54.090
48	1:18.088	27.141	24.138	26.809	142.6	2:55:48.353	13	1:25.121	30.371	26.419	28.331	130.9	56:19.211
49	1:36.794 B	31.333	30.736	34.725	115.1	2:57:25.147	14	1:21.219	28.293	24.972	27.954	137.1	57:40.430
5 Dani Juncadella ESP						7 Antonio Fuoco ITA							
HWA RACELAB Venturi VFE05						GEOX DRAGON Penske EV-3							
1	10:50.251	9:49.809	29.662	30.780	17.1	10:50.251	1	12:18.302	...	35.147	35.002	15.1	12:18.302
2	1:32.264	32.221	29.980	30.063	120.7	12:22.515	2	1:29.609	31.965	27.970	29.674	124.3	13:47.911
3	1:29.162	31.084	28.120	29.958	124.9	13:51.677	3	1:41.082	32.090	35.295	33.697	110.2	15:28.993
4	1:29.761	32.155	27.675	29.931	124.1	15:21.438	4	1:27.175	30.441	27.159	29.575	127.8	16:56.168
5	1:27.666	30.642	27.360	29.664	127.1	16:49.104	5	1:42.143	36.700	33.282	32.161	109.0	18:38.311
6	1:27.134	30.253	27.269	29.612	127.8	18:16.238	6	1:39.151	37.052	30.826	31.273	112.3	20:17.462
7	1:27.458	30.227	27.489	29.742	127.4	19:43.696							
8	1:28.477	30.899	27.367	30.211	125.9	21:12.173							
9	3:19.830 B	52.385	1:07.018	1:20.427	55.7	24:32.003							
10	33:30.271	...	36.774	35.118	5.5	58:02.274							
11	1:33.114	35.383	27.023	30.708	119.6	59:35.388							
12	1:22.688	29.292	25.291	28.105	134.7	1:00:58.076							
13	1:40.721	34.021	30.748	35.952	110.6	1:02:38.797							
14	1:21.136	28.216	24.819	28.101	137.3	1:03:59.933							
15	1:34.682 B	31.693	26.969	36.020	117.6	1:05:34.615							
16	10:59.956	9:57.513	29.296	33.147	16.9	1:16:34.571							
17	1:32.984	33.317	28.171	31.496	119.8	1:18:07.555							
18	1:21.500	28.843	24.741	27.916	136.7	1:19:29.055							
19	1:39.348	33.377	33.803	32.168	112.1	1:21:08.403							
20	1:20.346	28.220	24.567	27.559	138.6	1:22:28.749							
21	1:32.900 B	31.485	26.066	35.349	119.9	1:24:01.649							
22	51:24.502	...	30.375	32.533	3.6	2:15:26.151							
23	1:32.652	32.564	28.396	31.692	120.2	2:16:58.803							
24	1:34.547 B	27.597	24.425	42.525	117.8	2:18:33.350							
25	10:49.504	9:45.388	27.826	36.290	17.1	2:29:22.854							
26	1:19.353	28.222	24.407	26.724	140.4	2:30:42.207							




ABB FIA Formula E Championship

Valencia Testing

Test session 6

Analysis

Official Timekeeper TAG Heuer

Lap	Time	Sector 1	Sector 2	Sector 3	Kph	Elapsed	Lap	Time	Sector 1	Sector 2	Sector 3	Kph	Elapsed
7	1:49.491 B	29.614	26.864	53.013	101.7	22:06.953	27	1:35.278 B	29.930	27.911	37.437	116.9	2:14:47.570
8	11:00.806	...	28.657	29.893	16.9	33:07.759	28	35:21.369	...	29.754	31.794	5.3	2:50:08.939
9	1:43.550 B	30.399	26.713	46.438	107.6	34:51.309	29	1:18.778	27.770	24.235	26.773	141.4	2:51:27.717
10	13:34.586	...	28.812	34.797	13.7	48:25.895	30	1:38.777	34.290	30.987	33.500	112.8	2:53:06.494
11	2:03.612 B	40.478	31.257	51.877	90.1	50:29.507	31	1:24.475 B	26.765	24.524	33.186	131.9	2:54:30.969
12	17:49.069	...	30.924	33.771	10.4	1:08:18.576	32	3:41.942	24.621	29.420	28.901	50.2	2:58:12.911
13	1:39.598	39.898	28.572	31.128	111.8	1:09:58.174	33	1:18.885	27.681	24.335	26.869	141.2	2:59:31.796
14	1:21.301	28.709	24.683	27.909	137.0	1:11:19.475	34	1:31.857	32.876	30.682	28.299	121.3	3:01:03.653
15	1:20.979	28.452	24.509	28.018	137.5	1:12:40.454	11 Lucas Di Grassi BRA Audi Sport Abt Schaeffler Audi e-tron FE05						
16	1:46.619	38.641	33.076	34.902	104.5	1:14:27.073							
17	1:52.375	45.274	36.078	31.023	99.1	1:16:19.448							
18	1:19.855	27.977	24.337	27.541	139.5	1:17:39.303							
19	1:43.959 B	38.183	27.577	38.199	107.1	1:19:23.262							
20	41:40.836 B	...	58.005	1:20.913	4.5	2:01:04.098							
21	8:56.819	7:58.759	27.724	30.336	20.7	2:10:00.917							
22	1:27.350	31.440	26.094	29.816	127.5	2:11:28.267							
23	1:25.690	31.172	25.836	28.682	130.0	2:12:53.957							
24	1:23.633	29.854	25.378	28.401	133.2	2:14:17.590							
25	1:25.487	30.532	26.157	28.798	130.3	2:15:43.077							
26	1:25.129	30.223	26.167	28.739	130.8	2:17:08.206							
27	2:28.630 B	30.555	37.705	1:20.370	74.9	2:19:36.836							
28	21:33.862	...	32.485	33.926	8.6	2:41:10.698							
29	1:18.423	27.420	24.180	26.823	142.0	2:42:29.121							
30	1:51.482	37.752	35.236	38.494	99.9	2:44:20.603							
31	1:40.902	38.157	30.832	31.913	110.4	2:46:01.505							
32	1:18.284	27.321	24.297	26.666	142.3	2:47:19.789							
33	1:53.477	38.360	36.096	39.021	98.2	2:49:13.266							
34	1:44.814	38.666	33.982	32.166	106.3	2:50:58.080							
35	1:35.423 B	27.388	24.426	43.609	116.7	2:52:33.503							
8 Tom Dillmann FRA													
NIO Formula E Team						NIO Sport 004							
1	2:11.456	1:04.966	29.026	37.464	84.7	2:11.456	1	20:10.003	...	40.492	39.597	9.2	20:10.003
2	1:28.573	31.355	27.707	29.511	125.8	3:40.029	2	1:45.463 B	31.677	28.277	45.509	105.6	21:55.466
3	1:27.464	30.362	27.391	29.711	127.3	5:07.493	3	14:18.467 B	...	44.241	1:15.349	13.0	36:13.933
4	1:27.397	30.268	27.305	29.824	127.4	6:34.890	4	11:47.731	...	28.924	32.305	15.7	48:01.664
5	1:32.664	30.532	27.731	34.401	120.2	8:07.554	5	1:26.754	30.361	27.071	29.322	128.4	49:28.418
6	1:27.587	30.211	27.129	30.247	127.2	9:35.141	6	1:24.850	29.945	25.915	28.990	131.3	50:53.268
7	1:26.361	30.160	26.924	29.277	129.0	11:01.502	7	1:24.373	29.630	25.695	29.048	132.0	52:17.641
8	1:45.493	30.309	34.653	40.531	105.6	12:46.995	8	1:24.483	29.520	25.818	29.145	131.8	53:42.124
9	1:25.882	29.942	26.879	29.061	129.7	14:12.877	9	1:24.056	29.548	25.595	28.913	132.5	55:06.180
10	1:40.338	30.275	36.448	33.615	111.0	15:53.215	10	1:24.147	29.501	25.599	29.047	132.4	56:30.327
11	1:26.351	29.964	27.124	29.263	129.0	17:19.566	11	1:23.860	29.460	25.531	28.869	132.8	57:54.187
12	1:26.891	29.817	26.811	30.263	128.2	18:46.457	12	1:23.785	29.394	25.474	28.917	132.9	59:17.972
13	1:33.962 B	30.788	27.438	35.736	118.5	20:20.419	13	1:24.035	29.230	25.580	29.225	132.5	1:00:42.007
14	52:55.155	...	30.060	30.759	3.5	1:13:15.574	14	1:23.674	29.362	25.325	28.987	133.1	1:02:05.681
15	1:23.773	29.190	25.369	29.214	133.0	1:14:39.347	15	1:23.850	29.624	25.239	28.987	132.8	1:03:29.531
16	1:23.249	29.395	24.884	28.970	133.8	1:16:02.596	16	1:23.683	29.346	25.363	28.974	133.1	1:04:53.214
17	1:34.901 B	29.280	27.404	38.217	117.4	1:17:37.497	17	1:24.301	30.799	25.153	28.349	132.1	1:06:17.515
18	21:52.543	...	25.185	29.877	8.5	1:39:30.040	18	1:23.403	29.591	25.213	28.599	133.5	1:07:40.918
19	1:22.044	29.221	24.834	27.989	135.8	1:40:52.084	19	1:24.388	29.685	25.503	29.200	132.0	1:09:05.306
20	1:22.221	28.732	24.809	28.680	135.5	1:42:14.305	20	1:23.723	29.606	25.280	28.837	133.0	1:10:29.029
21	1:26.140	28.980	26.950	30.210	129.3	1:43:40.445	21	1:23.892	29.140	25.604	29.148	132.8	1:11:52.921
22	1:22.217	28.741	25.366	28.110	135.5	1:45:02.662	22	1:23.702	29.482	25.309	28.911	133.1	1:13:16.623
23	1:29.253 B	28.768	25.145	35.340	124.8	1:46:31.915	23	1:23.692	29.640	25.237	28.815	133.1	1:14:40.315
24	23:59.528	...	25.887	30.333	7.7	2:10:31.443	24	1:23.450	29.513	25.126	28.811	133.5	1:16:03.765
25	1:20.674	28.341	24.613	27.720	138.1	2:11:52.117	25	1:23.666	29.352	25.317	28.997	133.1	1:17:27.431
26	1:20.175	28.121	24.654	27.400	138.9	2:13:12.292	26	1:23.486	29.556	25.168	28.762	133.4	1:18:50.917
						27 1:23.835 29.809 25.168 28.858 132.9 1:20:14.752 28 1:25.003 31.303 24.961 28.739 131.0 1:21:39.755 29 1:22.107 28.919 25.006 28.182 135.7 1:23:01.862 30 1:22.249 29.242 24.886 28.121 135.4 1:24:24.111 31 1:22.791 29.018 25.144 28.629 134.5 1:25:46.902 32 1:23.972 29.536 25.433 29.003 132.6 1:27:10.874 33 1:45.089 B 35.553 29.311 40.225 106.0 1:28:55.963 34 43:30.148 ... 27.834 30.584 4.3 2:12:26.111 35 1:28.910 31.826 28.374 28.710 125.3 2:13:55.021 36 1:19.046 27.734 24.696 26.616 140.9 2:15:14.067 37 1:33.738 B 31.363 26.254 36.121 118.8 2:16:47.805 38 22:21.810 ... 28.701 32.428 8.3 2:39:09.615 39 1:18.269 27.273 24.359 26.637 142.3 2:40:27.884 40 1:37.604 B 34.610 27.684 35.310 114.1 2:42:05.488 41 6:44.261 B 5:21.228 42.160 40.873 27.6 2:48:49.749 42 6:25.452 5:22.554 30.005 32.893 28.9 2:55:15.201 43 1:27.039 28.598 28.597 29.844 128.0 2:56:42.240 44 1:19.874 27.702 24.756 27.416 139.4 2:58:02.114 45 1:27.032 30.762 28.664 27.606 128.0 2:59:29.146 46 1:20.607 28.174 24.945 27.488 138.2 3:00:49.753							




ABB FIA Formula E Championship

Valencia Testing

Test session 6

Analysis

Official Timekeeper

■ 250KW ■ 225KW ■ Personal Best ■ Session Best ■ B Crossing the finish line in pit lane

Lap	Time	Sector 1	Sector 2	Sector 3	Kph	Elapsed	Lap	Time	Sector 1	Sector 2	Sector 3	Kph	Elapsed	
16	Oliver Turvey GBR							17	12:05.060	...	27.420	29.602	15.4	1:24:21.965
	NIO Formula E Team NIO Sport 004							18	1:20.417	28.423	24.391	27.603	138.5	1:25:42.382
1	4:29.153	3:26.960	29.832	32.361	41.4	4:29.153	19	2:02.441	39.899	52.227	30.315	91.0	1:27:44.823	
2	1:28.390	31.203	27.653	29.534	126.0	5:57.543	20	1:20.636	28.157	24.718	27.761	138.1	1:29:05.459	
3	1:27.462	30.633	27.339	29.490	127.4	7:25.005	21	1:30.298 B	30.185	25.202	34.911	123.4	1:30:35.757	
4	1:27.224	30.582	27.285	29.357	127.7	8:52.229	22	42:07.109	...	28.527	30.072	4.4	2:12:42.866	
5	1:28.338	31.231	27.752	29.355	126.1	10:20.567	23	1:26.830	31.444	26.323	29.063	128.3	2:14:09.696	
6	1:26.819	30.348	27.067	29.404	128.3	11:47.386	24	1:19.067	27.520	24.631	26.916	140.9	2:15:28.763	
7	1:26.573	30.336	27.150	29.087	128.7	13:13.959	25	2:02.144	42.816	39.353	39.975	91.2	2:17:30.907	
8	1:25.692	30.029	26.858	28.805	130.0	14:39.651	26	3:21.451 B	54.111	1:07.059	1:20.281	55.3	2:20:52.358	
9	1:35.521 B	30.819	29.327	35.375	116.6	16:15.172	27	9:11.634	8:13.014	27.253	31.367	20.2	2:30:03.992	
10	48:21.995	...	27.127	30.667	3.8	1:04:37.167	28	1:32.340 B	27.665	26.835	37.840	120.6	2:31:36.332	
11	1:23.920	29.698	25.461	28.761	132.7	1:06:01.087	29	9:08.527	8:08.769	28.690	31.068	20.3	2:40:44.859	
12	1:24.205	30.640	25.199	28.366	132.3	1:07:25.292	30	1:35.312	34.584	31.365	29.363	116.9	2:42:20.171	
13	1:23.083	29.391	25.124	28.568	134.1	1:08:48.375	31	1:18.783	27.571	24.287	26.925	141.4	2:43:38.954	
14	1:37.133	31.303	33.429	32.401	114.7	1:10:25.508	32	1:55.554	42.007	42.368	31.179	96.4	2:45:34.508	
15	1:21.563	28.752	24.750	28.061	136.6	1:11:47.071	33	1:18.164	26.858	24.468	26.838	142.5	2:46:52.672	
16	1:25.331	31.141	25.603	28.587	130.5	1:13:12.402	34	1:26.366	32.202	25.672	28.492	129.0	2:48:19.038	
17	1:23.097	29.556	25.200	28.341	134.0	1:14:35.499	35	1:27.626	30.992	25.684	30.950	127.1	2:49:46.664	
18	1:51.561	31.753	36.834	42.974	99.8	1:16:27.060	36	1:25.749	31.415	25.606	28.728	129.9	2:51:12.413	
19	1:22.795	29.284	24.999	28.512	134.5	1:17:49.855	37	1:25.731	31.099	25.467	29.165	129.9	2:52:38.144	
20	1:35.769 B	33.451	26.642	35.676	116.3	1:19:25.624	38	1:24.254	30.232	25.501	28.521	132.2	2:54:02.398	
21	6:01.730	4:58.610	30.122	32.998	30.8	1:25:27.354	39	1:23.973	30.058	25.503	28.412	132.6	2:55:26.371	
22	1:41.032 B	32.181	29.027	39.824	110.2	1:27:08.386	40	1:24.436	30.238	25.517	28.681	131.9	2:56:50.807	
23	50:37.264	...	28.891	31.396	3.7	2:17:45.650	41	1:31.197 B	30.096	25.559	35.542	122.1	2:58:22.004	
24	3:17.867 B	45.722	1:09.132	1:23.013	56.3	2:21:03.517								
25	9:58.771	8:58.477	29.272	31.022	18.6	2:31:02.288								
26	1:19.523	28.497	24.355	26.671	140.1	2:32:21.811								
27	1:39.120	33.805	33.374	31.941	112.4	2:34:00.931								
28	1:19.167	27.873	24.420	26.874	140.7	2:35:20.098								
29	1:36.835 B	32.202	29.277	35.356	115.0	2:36:56.933								
30	16:13.180	...	30.228	33.291	11.4	2:53:10.113								
31	1:36.485	38.019	28.563	29.903	115.4	2:54:46.598								
32	1:30.157	28.411	29.013	32.733	123.5	2:56:16.755								
33	1:19.083	27.894	24.203	26.986	140.8	2:57:35.838								
34	1:36.015	35.175	30.408	30.432	116.0	2:59:11.853								
35	1:19.190	27.909	24.398	26.883	140.7	3:00:31.043								
17	Gary Paffett GBR							19	Felipe Massa BRA					
	HWA RACELAB Venturi VFE05								Venturi Formula E Team Venturi VFE05					
1	9:11.702	8:12.258	29.122	30.322	20.2	9:11.702	1	2:45.322	1:46.200	28.380	30.742	67.4	2:45.322	
2	1:30.138	31.990	28.126	30.022	123.6	10:41.840	2	1:30.388	31.995	28.144	30.249	123.2	4:15.710	
3	1:30.150	31.703	28.280	30.167	123.6	12:11.990	3	1:29.459	31.276	27.948	30.235	124.5	5:45.169	
4	1:28.459	31.145	27.636	29.678	125.9	13:40.449	4	1:27.954	30.668	27.340	29.946	126.6	7:13.123	
5	1:28.081	30.670	27.283	30.128	126.5	15:08.530	5	1:27.360	30.254	27.103	30.003	127.5	8:40.483	
6	1:27.914	30.863	27.368	29.683	126.7	16:36.444	6	1:27.246	30.344	27.223	29.679	127.7	10:07.729	
7	1:27.832	30.792	27.375	29.665	126.8	18:04.276	7	1:27.098	30.121	27.020	29.957	127.9	11:34.827	
8	1:28.742	31.555	27.328	29.859	125.5	19:33.018	8	1:33.250 B	30.329	27.255	35.666	119.4	13:08.077	
9	1:27.283	30.580	27.001	29.702	127.6	21:00.301	9	39:02.317	...	28.660	30.092	4.8	52:10.394	
10	2:55.738 B	29.950	1:04.713	1:21.075	63.4	23:56.039	10	1:25.344	30.158	26.007	29.179	130.5	53:35.738	
11	40:27.024	...	28.275	31.052	4.6	1:04:23.063	11	1:24.293	29.490	25.899	28.904	132.1	55:00.031	
12	1:32.815	33.057	28.503	31.255	120.0	1:05:55.878	12	1:24.593	29.711	25.780	29.102	131.7	56:24.624	
13	1:21.628	29.018	24.527	28.083	136.5	1:07:17.506	13	1:25.383	29.737	26.504	29.142	130.5	57:50.007	
14	2:04.059	41.803	50.611	31.645	89.8	1:09:21.565	14	1:24.517	29.704	25.601	29.212	131.8	59:14.524	
15	1:21.255	28.528	24.690	28.037	137.1	1:10:42.820	15	1:24.203	29.699	25.397	29.107	132.3	1:00:38.727	
16	1:34.085 B	31.317	25.325	37.443	118.4	1:12:16.905	16	1:24.181	29.563	25.353	29.265	132.3	1:02:02.908	
							17	1:24.130	29.641	25.529	28.960	132.4	1:03:27.038	
							18	1:24.476	29.696	25.444	29.336	131.9	1:04:51.514	
							19	1:24.192	29.722	25.350	29.120	132.3	1:06:15.706	
							20	1:24.219	29.731	25.493	28.995	132.3	1:07:39.925	
							21	1:25.306	29.749	25.611	29.946	130.6	1:09:05.231	
							22	1:25.553	30.827	25.521	29.205	130.2	1:10:30.784	
							23	1:26.078	31.227	25.404	29.447	129.4	1:11:56.862	
							24	1:25.721	30.909	25.507	29.305	129.9	1:13:22.583	
							25	1:25.307	30.051	25.549	29.707	130.6	1:14:47.890	
							26	1:31.819 B	30.167	25.691	35.961	121.3	1:16:19.709	
							27	:31:04.155	...	33.985	36.761	2.0	2:47:23.864	
							28	1:40.362	31.922	33.530	34.910	111.0	2:49:04.226	
							29	1:19.328	27.968	24.687	26.673	140.4	2:50:23.554	
							30	2:18.175 B	42.127	44.690	51.358	80.6	2:52:41.729	

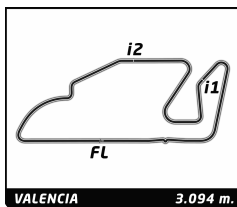


ABB FIA Formula E Championship

Valencia Testing

Test session 6

Analysis

Official Timekeeper TAG Heuer

Lap	Time	Sector 1	Sector 2	Sector 3	Kph	Elapsed	Lap	Time	Sector 1	Sector 2	Sector 3	Kph	Elapsed	
20	Mitch Evans NZL							15	1:25.478	30.530	25.901	29.047	130.3	1:32:59.091
	Panasonic Jaguar Racing Jaguar I-Type III							16	1:25.371	30.534	25.751	29.086	130.5	1:34:24.462
1	10:41.047	9:40.154	29.302	31.591	17.4	10:41.047	17	1:25.321	30.570	25.561	29.190	130.5	1:35:49.783	
2	1:31.496	31.929	28.407	31.160	121.7	12:12.543	18	1:25.212	30.910	25.404	28.898	130.7	1:37:14.995	
3	1:30.376	32.368	27.892	30.116	123.2	13:42.919	19	1:25.486	30.917	25.523	29.046	130.3	1:38:40.481	
4	1:29.258	31.229	27.902	30.127	124.8	15:12.177	20	1:25.777	32.008	25.045	28.724	129.9	1:40:06.258	
5	1:28.498	31.040	27.459	29.999	125.9	16:40.675	21	1:24.227	30.244	25.231	28.752	132.2	1:41:30.485	
6	1:27.956	30.830	27.564	29.562	126.6	18:08.631	22	1:24.925	30.909	25.260	28.756	131.2	1:42:55.410	
7	1:26.462	29.608	27.439	29.415	128.8	19:35.093	23	1:25.857	31.544	25.572	28.741	129.7	1:44:21.267	
8	1:27.347	30.562	27.206	29.579	127.5	21:02.440	24	1:24.727	30.769	25.180	28.778	131.5	1:45:45.994	
9	2:55.637 B	30.453	1:04.054	1:21.130	63.4	23:58.077	25	1:24.498	30.240	25.195	29.063	131.8	1:47:10.492	
10	24:17.536	...	30.584	31.371	7.6	48:15.613	26	1:24.489	30.430	25.150	28.909	131.8	1:48:34.981	
11	1:24.917	29.722	26.137	29.058	131.2	49:40.530	27	1:24.324	30.174	25.373	28.777	132.1	1:49:59.305	
12	1:23.392	29.034	25.721	28.637	133.6	51:03.922	28	1:23.931	29.925	25.216	28.790	132.7	1:51:23.236	
13	1:23.062	28.842	25.409	28.811	134.1	52:26.984	29	1:24.078	30.178	25.263	28.637	132.5	1:52:47.314	
14	1:27.688	28.587	29.367	29.734	127.0	53:54.672	30	1:24.721	30.071	25.226	29.424	131.5	1:54:12.035	
15	1:21.659	28.343	25.070	28.246	136.4	55:16.331	31	1:25.807	31.700	25.349	28.758	129.8	1:55:37.842	
16	1:36.938	32.942	33.344	30.652	114.9	56:53.269	32	1:24.522	30.414	25.272	28.836	131.8	1:57:02.364	
17	1:20.743	28.061	24.729	27.953	137.9	58:14.012	33	1:34.254 B	30.749	25.695	37.810	118.2	1:58:36.618	
18	1:32.921 B	30.180	27.138	35.603	119.9	59:46.933	34	13:16.517	...	26.530	29.641	14.0	2:11:53.135	
19	41:17.879	...	35.569	34.754	4.5	1:01:04.812	35	1:24.953	30.353	25.777	28.823	131.1	2:13:18.088	
20	1:45.143	36.231	36.954	31.958	105.9	1:02:49.955	36	1:24.943	30.719	25.569	28.655	131.1	2:14:43.031	
21	1:19.825	28.102	24.423	27.300	139.5	1:04:09.780	37	1:24.939	30.053	25.645	29.241	131.1	2:16:07.970	
22	1:50.161	37.427	37.084	35.650	101.1	1:05:59.941	38	1:25.831	31.186	25.685	28.960	129.8	2:17:33.801	
23	1:40.509	36.074	32.904	31.531	110.8	1:07:40.450	39	3:04.740 B	34.550	1:06.477	1:23.713	60.3	2:20:38.541	
24	1:37.488	33.581	32.576	31.331	114.3	1:09:17.938	40	9:21.204	8:25.855	26.184	29.165	19.8	2:29:59.745	
25	1:18.512	27.663	24.175	26.674	141.9	1:10:36.450	41	1:24.665	30.252	25.531	28.882	131.6	2:31:24.410	
26	1:34.459 B	32.046	27.952	34.461	117.9	1:12:10.909	42	1:24.592	30.080	25.535	28.977	131.7	2:32:49.002	
27	44:47.103	...	37.998	39.014	4.1	2:36:58.012	43	1:24.841	30.312	25.570	28.959	131.3	2:34:13.843	
28	1:19.205	27.606	24.359	27.240	140.6	2:38:17.217	44	1:24.324	29.858	25.566	28.900	132.1	2:35:38.167	
29	1:40.235	33.333	35.082	31.820	111.1	2:39:57.452	45	1:53.656 B	32.055	36.267	45.334	98.0	2:37:31.823	
30	1:18.912	27.506	24.417	26.989	141.1	2:41:16.364	46	17:02.914	...	29.539	33.242	10.9	2:54:34.737	
31	1:53.092	36.151	34.871	42.070	98.5	2:43:09.456	47	1:26.295	29.580	26.737	29.978	129.1	2:56:01.032	
32	1:27.527 B	30.182	24.401	32.944	127.3	2:44:36.983	48	1:24.350	28.684	24.841	30.825	132.0	2:57:25.382	
33	9:37.925	8:33.681	34.115	30.129	19.3	2:54:14.908	49	1:20.416	28.166	24.879	27.371	138.5	2:58:45.798	
34	1:17.864	27.415	24.066	26.383	143.0	2:55:32.772								
35	1:41.447	33.464	32.755	35.228	109.8	2:57:14.219								
36	1:18.398	27.414	24.446	26.538	142.1	2:58:32.617								
37	1:39.164 B	31.419	31.725	36.020	112.3	3:00:11.781								
22	Oliver Rowland GBR							23	Sebastien Buemi CHE					
	Nissan e.dams Nissan IM01								Nissan e.dams Nissan IM01					
1	4:10.200	3:07.402	29.670	33.128	44.5	4:10.200	1	13:59.039	...	32.980	32.971	13.3	13:59.039	
2	1:34.899	33.637	28.938	32.324	117.4	5:45.099	2	1:26.472	30.108	27.509	28.855	128.8	15:25.511	
3	1:33.866	33.504	28.908	31.454	118.7	7:18.965	3	1:46.335	36.982	33.412	35.941	104.7	17:11.846	
4	1:32.179	32.562	28.498	31.119	120.8	8:51.144	4	1:25.092	29.490	26.752	28.850	130.9	18:36.938	
5	1:30.629	31.555	28.160	30.914	122.9	10:21.773	5	1:36.378 B	32.163	27.978	36.237	115.6	20:13.316	
6	1:29.881	31.543	28.075	30.263	123.9	11:51.654	6	37:14.077	...	28.972	31.668	5.0	57:27.393	
7	1:30.936	32.202	28.297	30.437	122.5	13:22.590	7	1:44.334	33.500	31.132	39.702	106.8	59:11.727	
8	1:29.875	31.546	27.994	30.335	123.9	14:52.465	8	1:45.383	44.424	31.466	29.493	105.7	1:00:57.110	
9	1:31.455	33.388	27.937	30.130	121.8	16:23.920	9	1:21.103	28.477	24.687	27.939	137.3	1:02:18.213	
10	1:28.463	31.229	27.638	29.596	125.9	17:52.383	10	1:38.049 B	34.599	27.657	35.793	113.6	1:03:56.262	
11	:09:20.322	...	27.362	31.514	2.7	1:27:12.705	11	25:08.293	...	31.423	29.347	7.4	1:29:04.555	
12	1:29.271	32.550	26.202	30.519	124.8	1:28:41.976	12	1:37.652	34.025	32.521	31.106	114.1	1:30:42.207	
13	1:26.174	31.234	25.730	29.210	129.3	1:30:08.150	13	1:35.074 B	31.572	28.274	35.228	117.2	1:32:17.281	
14	1:25.463	30.814	25.604	29.045	130.3	1:31:33.613	14	39:33.110	...	28.326	27.408	4.7	2:11:50.391	
							15	1:18.243	27.373	24.209	26.661	142.4	2:13:08.634	
							16	1:42.843 B	30.183	32.434	40.226	108.3	2:14:51.477	
							17	15:27.470	...	31.102	29.991	12.0	2:30:18.947	
							18	1:18.220	27.210	24.244	26.766	142.4	2:31:37.167	
							19	1:34.111 B	30.513	29.752	33.846	118.4	2:33:11.278	
							20	12:19.356	...	29.947	28.332	15.1	2:45:30.634	




ABB FIA Formula E Championship

Valencia Testing

Test session 6

Analysis

Official Timekeeper 

■ 250KW
 ■ 225KW
 ■ Personal Best
 ■ Session Best
 ■ B Crossing the finish line in pit lane

Lap	Time	Sector 1	Sector 2	Sector 3	Kph	Elapsed	Lap	Time	Sector 1	Sector 2	Sector 3	Kph	Elapsed
21	1:18.354	27.320	24.217	26.817	142.2	2:46:48.988	11	2:00.230 B	31.081	27.630	1:01.519	92.6	35:13.470
22	1:29.568 B	28.858	27.081	33.629	124.4	2:48:18.556	12	42:28.005	...	25.783	30.420	4.4	1:17:41.475
23	5:13.223	4:13.668	30.472	29.083	35.6	2:53:31.779	13	1:25.765	31.168	25.525	29.072	129.9	1:19:07.240
24	1:48.990	45.602	31.839	31.549	102.2	2:55:20.769	14	1:25.022	30.164	25.548	29.310	131.0	1:20:32.262
25	1:31.761 B	32.492	25.395	33.874	121.4	2:56:52.530	15	1:24.536	29.759	25.400	29.377	131.8	1:21:56.798

25		Jean-Eric Vergne		FRA		
DS TECHEETAH		DS E-Tense FE 19				
Lap	Time	Sector 1	Sector 2	Sector 3	Kph	Elapsed
1	7:50.252	6:45.584	31.731	32.937	23.7	7:50.252
2	1:30.540	31.085	28.980	30.475	123.0	9:20.792
3	1:35.827	35.054	29.178	31.595	116.2	10:56.619
4	1:36.208	35.731	29.020	31.457	115.8	12:32.827
5	1:36.060	35.104	29.028	31.928	116.0	14:08.887
6	1:36.168	35.079	29.471	31.618	115.8	15:45.055
7	1:36.967	35.247	29.773	31.947	114.9	17:22.022
8	1:29.907	31.599	27.877	30.431	123.9	18:51.929
9	1:40.619	37.371	31.558	31.690	110.7	20:32.548
10	2:00.214 B	29.877	27.041	1:03.296	92.7	22:32.762
11	38:34.227	...	29.119	31.667	4.8	1:01:06.989
12	1:26.732	32.094	25.982	28.656	128.4	1:02:33.721
13	1:21.669	28.477	24.743	28.449	136.4	1:03:55.390
14	2:12.622	29.821	44.629	58.172	84.0	1:06:08.012
15	1:53.696	47.569	35.230	30.897	98.0	1:08:01.708
16	1:20.454	27.814	24.884	27.756	138.4	1:09:22.162
17	1:42.327 B	35.458	29.291	37.578	108.9	1:11:04.489
18	34:05.311	...	30.009	32.951	5.4	1:45:09.800
19	1:21.106	28.474	24.926	27.706	137.3	1:46:30.906
20	2:26.970	42.137	55.349	49.484	75.8	1:48:57.876
21	1:33.410	32.785	30.038	30.587	119.2	1:50:31.286
22	1:18.700	27.296	24.517	26.887	141.5	1:51:49.986
23	1:47.138 B	35.499	34.172	37.467	104.0	1:53:37.124
24	36:19.515	...	25.910	29.264	5.1	2:29:56.639
25	1:20.400	27.957	24.886	27.557	138.5	2:31:17.039
26	1:20.193	27.758	24.821	27.614	138.9	2:32:37.232
27	1:42.144 B	38.517	30.567	33.060	109.0	2:34:19.376
28	8:15.395	7:03.338	33.986	38.071	22.5	2:42:34.771
29	1:27.769	30.881	29.058	27.830	126.9	2:44:02.540
30	1:17.620	26.901	24.217	26.502	143.5	2:45:20.160
31	2:15.649	...	28.142	82.1	2:47:35.809	
32	1:37.076	27.021	30.678	39.377	114.7	2:49:12.885
33	1:31.819	32.029	32.324	27.466	121.3	2:50:44.704
34	1:18.438	26.947	24.425	27.066	142.0	2:52:03.142
35	1:29.252	36.101	25.204	27.947	124.8	2:53:32.394
36	1:31.358 B	31.472	24.707	35.179	121.9	2:55:03.752

27		Alexander Sims		GBR		
BMW i Andretti Motorsport		BMW iFE.18				
Lap	Time	Sector 1	Sector 2	Sector 3	Kph	Elapsed
1	4:23.583 B	3:12.584	31.179	39.820	42.3	4:23.583
2	6:38.586	5:36.793	29.275	32.518	27.9	11:02.169
3	1:31.171	31.620	28.705	30.846	122.2	12:33.340
4	1:32.725	33.874	28.441	30.410	120.1	14:06.065
5	1:29.689	30.917	28.228	30.544	124.2	15:35.754
6	1:29.617	31.517	27.965	30.135	124.3	17:05.371
7	1:29.970	31.423	28.195	30.352	123.8	18:35.341
8	1:30.783	32.332	28.103	30.348	122.7	20:06.124
9	1:47.093 B	31.424	27.836	47.833	104.0	21:53.217
10	11:20.023	...	28.323	30.714	16.4	33:13.240

28		Antonio Felix Da Costa		PRT		
BMW i Andretti Motorsport		BMW iFE.18				
Lap	Time	Sector 1	Sector 2	Sector 3	Kph	Elapsed
1	2:17.929 B	52.642	38.648	46.639	80.8	2:17.929
2	7:07.804	6:08.799	28.794	30.211	26.0	9:25.733
3	1:30.888	31.992	28.320	30.576	122.6	10:56.621
4	1:37.120 B	32.223	27.990	36.907	114.7	12:33.741
5	19:56.452 B	...	27.963	34.503	2.3	1:32:30.193
6	5:29.691 B	4:24.251	27.495	37.945	33.8	1:37:59.884
7	32:02.901	...	25.391	28.485	5.8	2:10:02.785
8	1:30.156 B	29.947	25.844	34.365	123.5	2:11:32.941
9	22:17.836	...	26.134	29.000	8.3	2:33:50.777
10	1:25.205	31.192	25.515	28.498	130.7	2:35:15.982
11	1:23.121	29.485	25.340	28.296	134.0	2:36:39.103
12	1:29.325 B	29.630	25.219	34.476	124.7	2:38:08.428
13	18:02.392	...	29.745	28.984	10.3	2:56:10.820
14	1:23.599	29.853	25.378	28.368	133.2	2:57:34.419




ABB FIA Formula E Championship
Valencia Testing
Test session 6

Analysis

Official Timekeeper TAGHeuer

Lap	Time	Sector 1	Sector 2	Sector 3	Kph	Elapsed	Lap	Time	Sector 1	Sector 2	Sector 3	Kph	Elapsed
15	1:23.816	30.139	25.381	28.296	132.9	2:58:58.235	54	1:24.763	30.474	25.366	28.923	131.4	2:57:52.549
16	1:23.440	29.842	25.140	28.458	133.5	3:00:21.675	55	1:24.745	30.421	25.434	28.890	131.4	2:59:17.294
36 Andre Lotterer DEU DS TECHEETAH DS E-Tense FE 19							64 Jerome d'Ambrosio BEL MAHINDRA RACING Mahindra M5Electro						
1	11:25.205	...	30.395	32.027	16.3	11:25.205	1	7:40.162	6:40.146	29.243	30.773	24.2	7:40.162
2	1:34.188	32.984	29.764	31.440	118.3	12:59.393	2	1:28.493	30.923	27.994	29.576	125.9	9:08.655
3	1:29.924	31.866	27.904	30.154	123.9	14:29.317	3	1:27.574	30.595	27.671	29.308	127.2	10:36.229
4	1:28.735	31.169	27.699	29.867	125.5	15:58.052	4	1:26.741	30.160	27.472	29.109	128.4	12:02.970
5	1:28.438	30.725	27.542	30.171	125.9	17:26.490	5	1:26.622	30.090	27.303	29.229	128.6	13:29.592
6	1:27.503	30.564	27.408	29.531	127.3	18:53.993	6	1:26.263	29.848	27.231	29.184	129.1	14:55.855
7	1:29.464	32.317	27.377	29.770	124.5	20:23.457	7	1:38.290	38.102	31.116	29.072	113.3	16:34.145
8	1:44.839 B	31.051	27.352	46.436	106.2	22:08.296	8	1:24.486	29.496	26.799	28.191	131.8	17:58.631
9	12:44.768 B	...	28.524	45.252	14.6	34:53.064	9	1:37.051 B	33.116	27.326	36.609	114.8	19:35.682
10	18:38.415	...	26.873	29.913	10.0	53:31.479	10	13:35.428	...	28.199	32.877	13.7	33:11.110
11	1:26.611	31.146	25.792	29.673	128.6	54:58.090	11	1:51.980 B	30.789	27.307	53.884	99.5	35:03.090
12	1:25.290	30.503	25.686	29.101	130.6	56:23.380	12	14:58.162	...	28.406	28.734	1.4	2:50:01.252
13	1:26.801	30.887	26.700	29.214	128.3	57:50.181	13	1:18.409	27.586	24.372	26.451	142.1	2:51:19.661
14	1:24.782	30.960	25.326	28.496	131.4	59:14.963	14	1:41.585	40.324	31.472	29.789	109.6	2:53:01.246
15	1:23.921	29.903	25.381	28.637	132.7	1:00:38.884	15	1:18.800	27.595	24.432	26.773	141.4	2:54:20.046
16	1:24.928	30.127	25.850	28.951	131.2	1:02:03.812	16	2:14.621	43.286	47.494	43.841	82.7	2:56:34.667
17	1:23.924	29.848	25.240	28.836	132.7	1:03:27.736	17	1:51.237	42.784	37.462	30.991	100.1	2:58:25.904
18	1:23.975	29.864	25.198	28.913	132.6	1:04:51.711	18	1:27.891	30.839	29.181	27.871	126.7	2:59:53.795
19	1:24.357	29.962	25.409	28.986	132.0	1:06:16.068	19	1:18.689	27.620	24.453	26.616	141.5	3:01:12.484
20	1:24.392	29.700	25.467	29.225	132.0	1:07:40.460	66 Daniel Abt DEU Audi Sport Abt Schaeffler Audi e-tron FE05						
21	1:24.217	29.521	25.469	29.227	132.3	1:09:04.677	1	2:19.408	1:15.311	31.308	32.789	79.9	2:19.408
22	1:24.090	29.602	25.184	29.304	132.5	1:10:28.767	2	1:34.478	33.959	29.191	31.328	117.9	3:53.886
23	1:24.902	31.248	24.951	28.703	131.2	1:11:53.669	3	1:32.097	32.579	28.881	30.637	120.9	5:25.983
24	1:25.072	29.850	25.353	29.869	130.9	1:13:18.741	4	1:30.845	32.042	28.493	30.310	122.6	6:56.828
25	1:25.886	30.323	25.298	30.265	129.7	1:14:44.627	5	1:30.157	31.678	28.352	30.127	123.5	8:26.985
26	1:26.983	30.920	25.856	30.207	128.1	1:16:11.610	6	1:29.584	31.384	28.159	30.041	124.3	9:56.569
27	1:27.659	31.271	25.884	30.504	127.1	1:17:39.269	7	1:29.530	31.162	28.145	30.223	124.4	11:26.099
28	1:27.163	32.075	25.517	29.571	127.8	1:19:06.432	8	1:31.283	32.377	28.963	29.943	122.0	12:57.382
29	1:25.767	30.415	25.400	29.952	129.9	1:20:32.199	9	1:29.198	31.169	28.005	30.024	124.9	14:26.580
30	1:26.891	30.797	25.516	30.578	128.2	1:21:59.090	10	1:28.972	31.152	27.800	30.020	125.2	15:55.552
31	1:25.166	30.469	25.364	29.333	130.8	1:23:24.256	11	1:28.287	30.990	27.696	29.601	126.2	17:23.839
32	1:25.720	30.447	25.299	29.974	129.9	1:24:49.976	12	1:28.818	31.159	27.719	29.940	125.4	18:52.657
33	1:26.051	30.390	25.505	30.156	129.4	1:26:16.027	13	1:31.812	34.062	27.964	29.786	121.3	20:24.469
34	1:50.286 B	33.942	37.336	39.008	101.0	1:28:06.313	14	1:52.657 B	32.696	27.560	52.401	98.9	22:17.126
35	03:12.179	...	26.185	30.046	2.9	2:31:18.492	15	11:14.760	...	28.228	30.027	16.5	33:31.886
36	1:23.048	29.763	25.021	28.264	134.1	2:32:41.540	16	2:35.612 B	31.151	44.539	1:19.922	71.6	36:07.498
37	1:23.762	29.676	25.347	28.739	133.0	2:34:05.302	17	10:18.557	9:20.536	27.852	30.169	18.0	46:26.055
38	1:23.607	29.934	25.393	28.280	133.2	2:35:28.909	18	1:27.378	30.812	26.934	29.632	127.5	47:53.433
39	1:24.465	30.140	25.450	28.875	131.9	2:36:53.374	19	1:26.815	31.087	26.352	29.376	128.3	49:20.248
40	1:25.033	30.033	25.743	29.257	131.0	2:38:18.407	20	1:25.907	30.492	25.994	29.421	129.7	50:46.155
41	1:23.702	29.853	25.331	28.518	133.1	2:39:42.109	21	1:25.268	30.060	25.811	29.397	130.6	52:11.423
42	1:24.061	30.131	25.248	28.682	132.5	2:41:06.170	22	1:25.637	30.424	25.941	29.272	130.1	53:37.060
43	1:24.146	30.210	25.252	28.684	132.4	2:42:30.316	23	1:24.889	30.183	25.647	29.059	131.2	55:01.949
44	1:23.636	29.922	25.246	28.468	133.2	2:43:53.952	24	1:25.110	30.144	25.753	29.213	130.9	56:27.059
45	1:23.775	29.753	25.370	28.652	133.0	2:45:17.727	25	1:24.727	30.042	25.637	29.048	131.5	57:51.786
46	1:23.532	29.739	25.169	28.624	133.3	2:46:41.259	26	1:24.494	30.060	25.576	28.858	131.8	59:16.280
47	1:23.529	29.613	25.215	28.701	133.3	2:48:04.788	27	1:24.511	29.994	25.699	28.818	131.8	1:00:40.791
48	1:23.671	29.950	25.192	28.529	133.1	2:49:28.459	28	1:23.899	29.582	25.438	28.879	132.8	1:02:04.690
49	1:23.490	29.537	25.133	28.820	133.4	2:50:51.949	29	1:23.873	29.800	25.362	28.711	132.8	1:03:28.563
50	1:23.737	29.862	25.259	28.616	133.0	2:52:15.686							
51	1:23.831	29.871	25.214	28.746	132.9	2:53:39.517							
52	1:24.129	29.988	25.412	28.729	132.4	2:55:03.646							
53	1:24.140	29.868	25.367	28.905	132.4	2:56:27.786							




ABB FIA Formula E Championship

Valencia Testing

Test session 6

Analysis

Official Timekeeper

■ 250KW ▣ 225KW ■ Personal Best ■ Session Best B Crossing the finish line in pit lane

Lap	Time	Sector 1	Sector 2	Sector 3	Kph	Elapsed	Lap	Time	Sector 1	Sector 2	Sector 3	Kph	Elapsed
30	1:24.068	29.897	25.335	28.836	132.5	1:04:52.631							
31	1:24.384	29.695	25.490	29.199	132.0	1:06:17.015							
32	1:23.903	29.572	25.379	28.952	132.8	1:07:40.918							
33	1:34.903 B	33.261	26.432	35.210	117.4	1:09:15.821							
34	40:56.279	...	32.829	38.877	4.5	1:50:12.100							
35	1:22.706	29.671	25.250	27.785	134.7	1:51:34.806							
36	1:21.553	28.943	25.093	27.517	136.6	1:52:56.359							
37	1:21.238	28.780	24.897	27.561	137.1	1:54:17.597							
38	1:26.197 B	28.627	24.988	32.582	129.2	1:55:43.794							
39	15:31.629	...	29.424	29.787	12.0	2:11:15.423							
40	1:20.786	27.933	24.654	28.199	137.9	2:12:36.209							
41	1:53.251	34.374	37.143	41.734	98.4	2:14:29.460							
42	1:18.870	27.449	24.564	26.857	141.2	2:15:48.330							
43	1:26.704 B	28.403	25.291	33.010	128.5	2:17:15.034							
44	27:55.466	...	29.833	29.328	6.6	2:45:10.500							
45	1:18.607	27.597	24.259	26.751	141.7	2:46:29.107							
46	1:53.734	32.134	36.088	45.512	97.9	2:48:22.841							
47	1:27.447 B	29.937	24.530	32.980	127.4	2:49:50.288							
48	8:17.966	7:13.436	31.736	32.794	22.4	2:58:08.254							
49	1:18.479	27.610	24.302	26.567	141.9	2:59:26.733							
50	1:30.547 B	31.829	24.776	33.942	123.0	3:00:57.280							

94	Pascal Wehrlein	DEU				
	MAHINDRA RACING	Mahindra M5Electro				
1	21:17.638	...	33.130	30.651	8.7	21:17.638
2	3:25.976 B	57.544	1:07.180	1:21.252	54.1	24:43.614
3	8:42.213	7:41.062	30.068	31.083	21.3	33:25.827
4	2:06.680 B	31.538	31.628	1:03.514	87.9	35:32.507
5	11:24.565	...	29.059	30.265	16.3	46:57.072
6	1:25.612	29.939	26.389	29.284	130.1	48:22.684
7	1:23.670	29.256	25.657	28.757	133.1	49:46.354
8	1:23.010	28.978	25.519	28.513	134.2	51:09.364
9	1:23.025	28.866	25.552	28.607	134.2	52:32.389
10	1:49.497	41.555	36.382	31.560	101.7	54:21.886
11	1:21.048	28.285	24.932	27.831	137.4	55:42.934
12	1:43.562 B	37.488	29.018	37.056	107.6	57:26.496
13	44:55.683	...	31.316	38.369	4.1	1:42:22.179
14	1:28.951	29.215	24.841	34.895	125.2	1:43:51.130
15	1:19.358	28.070	24.206	27.082	140.4	1:45:10.488
16	1:50.385	31.284	43.375	35.726	100.9	1:47:00.873
17	1:19.160	27.758	24.466	26.936	140.7	1:48:20.033
18	1:34.250	39.142	25.944	29.164	118.2	1:49:54.283
19	1:41.642 B	36.792	29.264	35.586	109.6	1:51:35.925
20	48:31.395 B	...	32.691	39.881	3.8	2:40:07.320
21	5:29.120	4:35.498	25.784	27.838	33.8	2:45:36.440
22	1:21.915	29.038			136.0	2:46:58.355
23	1:25.198	30.963			130.7	2:48:23.553
24	1:23.774	30.229	25.496	28.049	133.0	2:49:47.327
25	1:25.384	32.067	25.465	27.852	130.5	2:51:12.711
26	1:30.137 B	31.007			123.6	2:52:42.848
27	4:19.036	3:23.862	27.443	27.731	43.0	2:57:01.884
28	1:17.888	27.115			143.0	2:58:19.772
29	1:26.076	29.377	28.283	28.416	129.4	2:59:45.848
30	1:22.032	28.100	26.194	27.738	135.8	3:01:07.880