

ABB FIA Formula E Championship

Round 3 - Santiago ePrix

Free Practice 2

Analysis

Official Timekeeper

■ 250KW ▣ 225KW ■ Personal Best ■ Session Best B Crossing the finish line in pit lane

Lap	Time	Sector 1	Sector 2	Sector 3	Kph	Elapsed	Lap	Time	Sector 1	Sector 2	Sector 3	Kph	Elapsed		
2	Sam BIRD						GBR	5	Stoffel VANDORNE						BEL
Envision Virgin Racing Audi e-tron FE05							HWA RACELAB Venturi VFE05								
1	1:41.718	44.425	22.447	34.846	83.1	1:41.718	1	2:30.328	1:24.713	23.067	42.548	56.2	2:30.328		
2	1:22.295	28.263	21.739	32.293	102.7	3:04.013	2	1:09.919	23.101	17.120	29.698	120.9	3:40.247		
3	1:09.329	22.950	16.972	29.407	121.9	4:13.342	3	1:13.707	25.300	18.060	30.347	114.7	4:53.954		
4	1:25.304 B	24.743	18.120	42.441	99.1	5:38.646	4	1:17.128	24.238	18.598	34.292	109.6	6:11.082		
5	9:45.418	8:50.466	20.055	34.897	14.4	15:24.064	5	1:38.542	34.122	27.570	36.850	85.8	7:49.624		
6	1:32.099	28.127	26.329	37.643	91.8	16:56.163	6	1:28.278	23.186	28.002	37.090	95.8	9:17.902		
7	1:08.341	22.661	16.692	28.988	123.7	18:04.504	7	1:13.413	23.977	18.416	31.020	115.1	10:31.315		
8	1:11.808	23.642	17.743	30.423	117.7	19:16.312	8	1:13.324	23.966	18.419	30.939	115.3	11:44.639		
9	1:48.214	32.726	32.048	43.440	78.1	21:04.526	9	1:13.976	24.201	18.748	31.027	114.3	12:58.615		
10	1:36.825	34.038	28.197	34.590	87.3	22:41.351	10	1:13.255	24.182	18.302	30.771	115.4	14:11.870		
11	1:10.214	23.050	17.329	29.835	120.4	23:51.565	11	6:05.988 B	24.416	18.397	5:23.175	23.1	20:17.858		
12	1:59.254	29.631	39.300	50.323	70.9	25:50.819	12	1:33.892	37.233	21.258	35.401	90.0	21:51.750		
13	1:25.617	24.421	26.880	34.316	98.7	27:16.436	13	1:45.600	47.792	22.807	35.001	80.0	23:37.350		
14	1:10.564	23.055	17.528	29.981	119.8	28:27.000	14	1:41.713	24.090	34.132	43.491	83.1	25:19.063		
15	1:25.145	28.296	22.800	34.049	99.3	29:52.145	15	1:09.299	22.962	16.945	29.392	122.0	26:28.362		
16	1:38.071 B	22.820	20.043	55.208	86.2	31:30.216	16	1:46.595	31.262	30.925	44.408	79.3	28:14.957		
							17	1:10.730	23.165	17.584	29.981	119.5	29:25.687		
							18	1:35.756	29.578	25.758	40.420	88.3	31:01.443		
3	Nelson PIQUET						BRA	6	Maximilian GÜNTHER						DEU
Panasonic Jaguar Racing Jaguar I-Type III							GEOX DRAGON Penske EV-3								
1	2:38.540	1:35.038	21.989	41.513	53.3	2:38.540	1	1:57.945	1:07.481	18.842	31.622	71.7	1:57.945		
2	1:12.036	23.422	17.425	31.189	117.3	3:50.576	2	1:14.872	24.222	19.714	30.936	112.9	3:12.817		
3	1:11.047	23.232	17.134	30.681	119.0	5:01.623	3	1:12.052	23.613	17.915	30.524	117.3	4:24.869		
4	1:32.820	28.174	24.984	39.662	91.1	6:34.443	4	1:11.789	23.407	17.796	30.586	117.7	5:36.658		
5	1:10.400	23.103	17.482	29.815	120.1	7:44.843	5	1:12.410	23.532	18.023	30.855	116.7	6:49.068		
6	1:33.325	23.100	22.260	47.965	90.6	9:18.168	6	1:16.370	23.584	18.925	33.861	110.7	8:05.438		
7	1:42.491	36.140	34.309	32.042	82.5	11:00.659	7	1:12.845	23.929	18.134	30.782	116.0	9:18.283		
8	1:14.575	23.845	18.828	31.902	113.3	12:15.234	8	1:21.234	28.310	19.847	33.077	104.1	10:39.517		
9	1:10.791	23.150	17.452	30.189	119.4	13:26.025	9	1:11.136	23.301	17.789	30.046	118.8	11:50.653		
10	9:47.975 B	23.381	28.649	8:55.945	14.4	23:14.000	10	1:33.744	27.743	26.250	39.751	90.2	13:24.397		
11	1:31.072	37.109	21.897	32.066	92.8	24:45.072	11	1:09.799	22.928	17.267	29.604	121.1	14:34.196		
12	1:08.921	23.025	16.726	29.170	122.6	25:53.993	12	6:27.505 B	28.260	18.549	5:40.696	21.8	21:01.701		
13	1:40.184	30.000	32.322	37.862	84.4	27:34.177	13	1:38.621	38.672	25.427	34.522	85.7	22:40.322		
14	1:10.356	23.159	17.335	29.862	120.1	28:44.533	14	1:20.597	26.873	22.348	31.376	104.9	24:00.919		
15	1:11.106	23.232	17.367	30.507	118.9	29:55.639	15	1:10.813	23.982	17.428	29.403	119.4	25:11.732		
16	2:23.631	26.719	28.896	1:28.016	58.9	32:19.270	16	1:25.912	28.111	22.664	35.137	98.4	26:37.644		
4	Robin FRIJNS						NLD	7	José Maria LOPEZ						ARG
Envision Virgin Racing Audi e-tron FE05							GEOX DRAGON Penske EV-3								
1	1:35.957	41.543	20.965	33.449	88.1	1:35.957	1	1:55.476	1:05.723	18.674	31.079	73.2	1:55.476		
2	1:25.332	27.240	19.332	38.760	99.1	3:01.289	2	1:14.771	24.005	19.841	30.925	113.0	3:10.247		
3	1:09.752	23.367	16.938	29.445	121.2	4:11.041	3	1:12.426	23.548	18.066	30.812	116.7	4:22.673		
4	1:25.338 B	25.244	18.115	41.979	99.1	5:36.379	4	1:11.385	23.478	17.948	29.959	118.4	5:34.058		
5	8:31.799	7:38.303	20.341	33.155	16.5	14:08.178	5	1:11.534	23.343	17.968	30.223	118.2	6:45.592		
6	1:27.834	29.675	21.743	36.416	96.2	15:36.012	6	1:21.356	25.420	23.768	32.168	103.9	8:06.948		
7	1:08.260	22.631	16.678	28.951	123.8	16:44.272	7	1:11.825	23.475	17.522	30.828	117.7	9:18.773		
8	1:13.690	25.333	17.910	30.447	114.7	17:57.962	8	1:26.828 B	26.230	17.894	42.704	97.4	10:45.601		
9	1:40.030	27.853	28.447	43.730	84.5	19:37.992	9	1:43.560	35.380	27.096	41.084	81.6	12:29.161		
10	1:41.839	33.674	31.207	36.958	83.0	21:19.831	10	1:10.202	22.953	17.449	29.800	120.4	13:39.363		
11	1:32.470	23.014	17.420	52.036	91.4	22:52.301	11	1:30.327	29.631	26.270	34.426	93.6	15:09.690		
12	1:55.693	34.986	31.164	49.543	73.1	24:47.994									
13	1:36.528	37.157	25.221	34.150	87.6	26:24.522									
14	1:10.764	22.803	17.438	30.523	119.5	27:35.286									
15	1:44.931	32.557	34.043	38.331	80.6	29:20.217									
16	1:10.158	22.865	17.191	30.102	120.5	30:30.375									



FIA FORMULA E CHAMPIONSHIP 2018-19

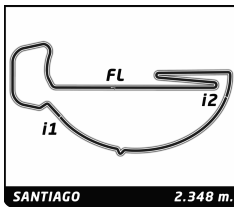


ABB FIA Formula E Championship
Round 3 - Santiago ePrix
Free Practice 2

Analysis

Official Timekeeper TAGHeuer

250KW 225KW Personal Best Session Best B Crossing the finish line in pit lane

Lap	Time	Sector 1	Sector 2	Sector 3	Kph	Elapsed	Lap	Time	Sector 1	Sector 2	Sector 3	Kph	Elapsed
12	1:09.371	22.798	16.981	29.592	121.8	16:19.061							
13	5:52.303 B	27.259	23.830	5:01.214	24.0	22:11.364							
14	1:43.015	39.424	23.605	39.986	82.1	23:54.379							
15	1:27.936	30.785	22.072	35.079	96.1	25:22.315							
16	1:08.194	22.583	16.608	29.003	124.0	26:30.509							
17	1:24.220	26.294	22.863	35.063	100.4	27:54.729							
18	1:10.380	22.862	17.444	30.074	120.1	29:05.109							
19	1:31.688	29.665	26.976	35.047	92.2	30:36.797							

8 Tom DILLMANN FRA
NIO Formula E Team NIO Sport 004

1	2:35.622	1:24.452	28.342	42.828	54.3	2:35.622
2	1:11.486	23.518	17.884	30.084	118.2	3:47.108
3	1:11.140	23.294	17.764	30.082	118.8	4:58.248
4	1:27.189	28.625	24.277	34.287	96.9	6:25.437
5	1:11.861	23.409	18.105	30.347	117.6	7:37.298
6	8:28.733 B	28.365	20.792	7:39.576	16.6	16:06.031
7	1:32.735	34.960	20.802	36.973	91.2	17:38.766
8	1:10.441	23.109	17.522	29.810	120.0	18:49.207
9	1:24.551	25.790	23.389	35.372	100.0	20:13.758
10	1:11.446	23.349	17.928	30.169	118.3	21:25.204

11 Lucas DI GRASSI BRA
Audi Sport Abt Schaeffler Formula E Te Audi e-tron FE05

1	2:56.376	1:48.373	19.104	48.899	47.9	2:56.376
2	1:14.211	22.914	17.040	34.257	113.9	4:10.587
3	1:24.177 B	23.218	18.140	42.819	100.4	5:34.764
4	4:18.525	3:19.602	21.022	37.901	32.7	9:53.289
5	1:10.430	22.981	17.529	29.920	120.0	11:03.719
6	1:39.965	28.280	26.788	44.897	84.6	12:43.684
7	1:09.736	22.878	17.385	29.473	121.2	13:53.420
8	1:38.091	23.448	26.992	47.651	86.2	15:31.511
9	1:10.110	22.986	17.458	29.666	120.6	16:41.621
10	1:42.664	28.099	31.450	43.115	82.3	18:24.285
11	1:10.164	22.986	17.407	29.771	120.5	19:34.449
12	1:29.973 B	26.143	20.905	42.925	93.9	21:04.422
13	6:22.985	5:25.272	20.509	37.204	22.1	27:27.407
14	1:08.299	22.662	16.664	28.973	123.8	28:35.706
15	1:13.925	25.602	18.552	29.771	114.3	29:49.631
16	1:10.253	23.050	17.384	29.819	120.3	30:59.884

16 Oliver TURVEY GBR
NIO Formula E Team NIO Sport 004

1	2:47.901	1:41.729	23.309	42.863	50.3	2:47.901
2	1:11.729	23.642	17.713	30.374	117.8	3:59.630
3	1:11.230	23.274	17.681	30.275	118.7	5:10.860
4	1:28.004	24.911	22.199	40.894	96.1	6:38.864
5	1:11.177	23.283	17.693	30.201	118.8	7:50.041
6	7:53.210 B	27.585	21.357	7:04.268	17.9	15:43.251
7	1:28.473	34.822	20.294	33.357	95.5	17:11.724
8	1:10.229	23.062	17.373	29.794	120.4	18:21.953
9	5:42.302 B	29.859	30.080	4:42.363	24.7	24:04.255
10	1:42.097	38.276	23.989	39.832	82.8	25:46.352
11	1:23.411	29.473	20.260	33.678	101.3	27:09.763
12	1:08.823	22.833	16.845	29.145	122.8	28:38.586
13	1:33.544	29.240	23.599	40.705	90.4	29:52.130
14	1:49.319	32.260	24.623	52.436	77.3	31:41.449

17 Gary PAFFETT GBR
HWA RACELAB Venturi VFE05

1	2:15.882	1:21.488	22.676	31.718	62.2	2:15.882
2	1:10.833	23.517	17.469	29.847	119.3	3:26.715
3	1:11.108	23.312	17.580	30.216	118.9	4:37.823
4	1:14.541	24.770	18.266	31.505	113.4	5:52.364
5	1:28.359	31.667	24.696	31.996	95.7	7:20.723
6	1:13.869	24.042	18.489	31.338	114.4	8:34.592
7	1:13.613	23.787	18.532	31.294	114.8	9:48.205
8	1:14.274	24.097	18.646	31.531	113.8	11:02.479
9	1:13.876	24.007	18.540	31.329	114.4	12:16.355
10	1:13.517	23.912	18.527	31.078	115.0	13:29.872
11	1:14.240	24.356	18.586	31.298	113.9	14:44.112
12	5:35.724 B	24.629	19.883	4:51.212	25.2	20:19.836
13	1:39.730	40.078	23.363	36.289	84.8	21:59.566
14	1:10.550	23.689	17.026	29.835	119.8	23:10.116
15	1:11.580	23.487	17.804	30.289	118.1	24:21.696
16	4:30.717 B	24.302	18.825	3:47.590	31.2	28:52.413
17	1:24.934	31.968	21.091	31.875	99.5	30:17.347

19 Felipe MASSA BRA
Venturi Formula E Team Venturi VFE05

1	2:41.847	1:34.312	24.980	42.555	52.2	2:41.847
2	1:49.138	23.266	17.135	1:08.737	77.5	4:30.985
3	1:10.885	23.360	17.591	29.934	119.2	5:41.870
4	1:30.834	33.055	24.880	32.899	93.1	7:12.704
5	1:10.553	23.088	17.572	29.893	119.8	8:23.257
6	1:32.027	32.953	26.624	32.450	91.9	9:55.284
7	1:13.149	23.804	18.427	30.918	115.6	11:08.433
8	1:13.905	23.956	18.464	31.485	114.4	12:22.338
9	1:12.841	24.016	18.309	30.516	116.0	13:35.179
10	1:29.101	26.191	24.832	38.078	94.9	15:04.280
11	1:11.209	23.114	17.746	30.349	118.7	16:15.489
12	7:01.071 B	23.356	17.731	6:19.984	20.1	23:16.560
13	1:35.305	35.249	22.561	37.495	88.7	24:51.865
14	1:08.896	22.857	16.860	29.179	122.7	26:00.761
15	1:41.452	28.298	30.118	43.036	83.3	27:42.213
16	1:19.723	23.387	17.597	38.739	106.0	29:01.936
17	1:10.738	23.208	17.667	29.863	119.5	30:12.674

20 Mitch EVANS NZL
Panasonic Jaguar Racing Jaguar I-Type III

1	2:24.947	1:23.165	23.294	38.488	58.3	2:24.947
2	1:09.806	23.025	17.089	29.692	121.1	3:34.753
3	1:12.635	24.472	17.508	30.655	116.4	4:47.388
4	1:12.909	23.958	18.038	30.913	115.9	6:00.297
5	1:14.153	24.359	18.181	31.613	114.0	7:14.450
6	1:30.902	28.933	25.588	36.381	93.0	8:45.352
7	1:10.385	23.134	17.371	29.880	120.1	9:55.737
8	1:28.339	28.353	26.231	33.755	95.7	11:24.076
9	1:10.586	23.046	17.526	30.014	119.8	12:34.662
10	10:54.305 B	25.656	18.713	...	12.9	23:28.967
11	1:40.688	41.722	24.367	34.599	84.0	25:09.655
12	1:08.456	22.781	16.654	29.021	123.5	26:18.111
13	1:28.103	27.486	25.002	35.615	95.9	27:46.214
14	1:09.902	22.797	17.319	29.786	120.9	28:56.116

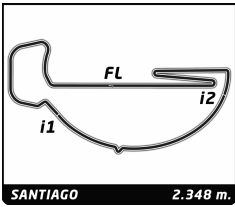


ABB FIA Formula E Championship

Round 3 - Santiago ePrix

Free Practice 2

Analysis

Official Timekeeper TAGHeuer

■ 250KW
 ■ 225KW
 ■ Personal Best
 ■ Session Best
 ■ B Crossing the finish line in pit lane

Lap	Time	Sector 1	Sector 2	Sector 3	Kph	Elapsed	Lap	Time	Sector 1	Sector 2	Sector 3	Kph	Elapsed
-----	------	----------	----------	----------	-----	---------	-----	------	----------	----------	----------	-----	---------

22	Oliver ROWLAND	GBR				
Nissan e.dams Nissan IM01						
1	2:07.669	1:06.737	23.733	37.199	66.2	2:07.669
2	1:09.757	23.273	16.979	29.505	121.2	3:17.426
3	6:41.312 B	23.741	19.175	5:58.396	21.1	9:58.738
4	1:35.343	34.419	19.645	41.279	88.7	11:34.081
5	1:10.701	23.462	17.457	29.782	119.6	12:44.782
6	1:10.064	23.119	17.297	29.648	120.6	13:54.846
7	1:22.322	25.664	19.126	37.532	102.7	15:17.168
8	1:09.902	23.179	17.265	29.458	120.9	16:27.070
9	7:32.129 B	24.714	18.732	6:48.683	18.7	23:59.199
10	1:31.703	36.382	19.747	35.574	92.2	25:30.902
11	1:08.684	22.965	16.621	29.098	123.1	26:39.586
12	1:26.412	26.938	20.689	38.785	97.8	28:05.998
13	1:10.245	23.281	17.442	29.522	120.3	29:16.243
14	1:10.514	23.085	17.431	29.998	119.9	30:26.757

23	Sébastien BUEMI	CHE				
Nissan e.dams Nissan IM01						
1	2:16.440	1:25.251	19.503	31.686	62.0	2:16.440
2	1:10.772	23.499	17.569	29.704	119.4	3:27.212
3	1:17.791	27.216	18.395	32.180	108.7	4:45.003
4	1:10.337	23.245	17.384	29.708	120.2	5:55.340
5	1:18.274	27.510	18.961	31.803	108.0	7:13.614
6	1:09.911	23.291	17.277	29.343	120.9	8:23.525
7	1:18.330	26.787	19.386	32.157	107.9	9:41.855
8	1:10.398	23.303	17.446	29.649	120.1	10:52.253
9	1:28.675	31.203	22.947	34.525	95.3	12:20.928
10	1:09.146	23.042	16.864	29.240	122.2	13:30.074
11	1:21.141	27.800	18.976	34.365	104.2	14:51.215
12	1:13.004	24.313	18.018	30.673	115.8	16:04.219
13	1:13.349	24.382	18.177	30.790	115.2	17:17.568
14	1:13.190	24.387	18.051	30.752	115.5	18:30.758
15	4:34.097 B	25.144	19.547	3:49.406	30.8	23:04.855
16	1:24.448	33.208	18.811	32.429	100.1	24:29.303
17	1:08.892	23.224	16.827	28.841	122.7	25:38.195
18	1:23.807	26.402	22.437	34.968	100.9	27:02.002
19	1:10.295	23.215	17.334	29.746	120.2	28:12.297
20	1:24.824	30.154	20.448	34.222	99.7	29:37.121
21	1:13.362	23.107	19.996	30.259	115.2	30:50.483

25	Jean-Eric VERGNE	FRA				
DS TECHEETAH DS E-TENSE FE19						
1	2:44.986	1:38.202	23.594	43.190	51.2	2:44.986
2	1:11.029	23.279	17.435	30.315	119.0	3:56.015
3	1:10.380	23.098	17.355	29.927	120.1	5:06.395
4	1:21.870	27.844	22.357	31.669	103.2	6:28.265
5	1:11.740	23.586	17.896	30.258	117.8	7:40.005
6	1:17.567	24.688	19.428	33.451	109.0	8:57.572
7	1:17.221	23.071	17.319	36.831	109.5	10:14.793
8	1:11.160	23.257	17.453	30.450	118.8	11:25.953
9	1:42.308	30.684	30.542	41.082	82.6	13:08.261
10	1:10.523	22.826	17.852	29.845	119.9	14:18.784
11	1:35.404 B	27.402	21.323	46.679	88.6	15:54.188
12	9:50.081	8:47.321	22.188	40.572	14.3	25:44.269

27	Alexander SIMS	GBR				
BMW i ANDRETTI MOTORSPORT BMW iFE.18						
1	2:13.588	1:16.236	22.561	34.791	63.3	2:13.588
2	1:09.879	23.222	17.027	29.630	121.0	3:23.467
3	1:27.962	28.669	22.592	36.701	96.1	4:51.429
4	1:10.408	23.115	17.507	29.786	120.1	6:01.837
5	1:24.083	26.721	22.217	35.145	100.5	7:25.920
6	1:10.449	23.030	17.450	29.969	120.0	8:36.369
7	1:29.382	28.190	27.191	34.001	94.6	10:05.751
8	1:10.794	23.101	17.483	30.210	119.4	11:16.545
9	6:11.050 B	25.740	19.798	5:25.512	22.8	17:27.595
10	1:27.424	33.040	23.268	31.116	96.7	18:55.019
11	1:08.660	22.736	16.787	29.137	123.1	20:03.679
12	1:19.593	26.981	20.180	32.432	106.2	21:23.272
13	1:10.967	23.006	17.439	30.522	119.1	22:34.239
14	6:46.437 B	23.956	18.062	6:04.419	20.8	29:20.676
15	2:41.671	43.703	33.897	1:24.071	52.3	32:02.347

28	Antonio Felix DA COSTA	PRT				
BMW i ANDRETTI MOTORSPORT BMW iFE.18						
1	5:46.101	4:55.449	19.962	30.690	24.4	5:46.101
2	1:09.460	23.118	17.206	29.136	121.7	6:55.561
3	1:12.408	24.361	17.845	30.202	116.7	8:07.969
4	1:29.790	31.291	24.126	34.373	94.1	9:37.759
5	1:28.599	23.241	29.606	35.752	95.4	11:06.358
6	1:10.866	23.231	17.589	30.046	119.3	12:17.224
7	1:40.757	28.580	33.918	38.259	83.9	13:57.981
8	1:39.841	30.719	31.465	37.657	84.7	15:37.822
9	4:34.491 B	23.392	17.585	3:53.514	30.8	20:12.313
10	1:27.451	35.177	20.461	31.813	96.7	21:39.764
11	1:08.755	22.769	16.904	29.082	122.9	22:48.519
12	6:29.518 B	23.927	18.562	5:47.029	21.7	29:18.037
13	1:55.867	42.147	32.254	41.466	73.0	31:13.904

36	André LOTTERER	DEU				
DS TECHEETAH DS E-TENSE FE19						
1	1:34.403	40.374	20.428	33.601	89.5	1:34.403
2	1:11.663	23.327	17.563	30.773	118.0	2:46.066
3	1:33.964	30.832	29.426	33.706	90.0	4:20.030
4	1:10.190	22.872	17.358	29.960	120.4	5:30.220
5	1:32.552	26.986	31.528	34.038	91.3	7:02.772
6	1:12.063	23.736	17.966	30.361	117.3	8:14.835
7	1:13.206	24.444	18.358	30.404	115.5	9:28.041
8	1:12.323	23.992	17.984	30.347	116.9	10:40.364
9	1:51.013	32.321	31.183	47.509	76.1	12:31.377
10	1:10.305	23.159	17.341	29.805	120.2	13:41.682
11	1:10.664	23.223	17.501	29.940	119.6	14:52.346
12	2:02.492	35.582	38.421	48.489	69.0	16:54.838
13	1:21.874	30.293	20.163	31.418	103.2	18:16.712
14	1:10.909	23.694	17.844	29.371	119.2	19:27.621
15	1:31.145 B	26.276	20.017	44.852	92.7	20:58.766
16	5:29.214	4:36.878	22.263	30.073	25.7	26:27.980
17	1:08.856	22.799	16.854	29.203	122.8	27:36.836
18	1:34.312 B	28.126	22.717	43.469	89.6	29:11.148

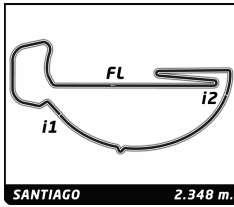


ABB FIA Formula E Championship

Round 3 - Santiago ePrix

Free Practice 2

Analysis

Official Timekeeper

■ 250KW ▣ 225KW ■ Personal Best ■ Session Best B Crossing the finish line in pit lane

Lap	Time	Sector 1	Sector 2	Sector 3	Kph	Elapsed	Lap	Time	Sector 1	Sector 2	Sector 3	Kph	Elapsed		
48	Edoardo MORTARA						CHE	94	Pascal WEHRLEIN						DEU
Venturi Formula E Team							Mahindra M5Electro								
1	2:51.721	1:46.183	27.054	38.484	49.2	2:51.721	1	1:53.109	55.416	25.796	31.897	74.7	1:53.109		
2	1:10.538	23.213	17.580	29.765	119.8	4:02.279	2	1:11.419	23.874	17.640	29.905	118.4	3:04.528		
3	1:33.143	27.821	23.027	42.295	90.8	5:35.422	3	1:32.440	28.377	26.135	37.928	91.4	4:36.968		
4	1:12.862	23.868	18.466	30.528	116.0	6:48.284	4	1:10.398	23.066	17.509	29.823	120.1	5:47.366		
5	1:12.391	23.492	18.180	30.719	116.8	8:00.675	5	1:12.425	23.766	18.058	30.601	116.7	6:59.791		
6	1:14.489	23.571	18.379	32.539	113.5	9:15.164	6	1:12.086	23.510	18.036	30.540	117.3	8:11.877		
7	1:12.564	23.892	18.151	30.521	116.5	10:27.728	7	5:56.911 B	23.863	17.976	5:15.072	23.7	14:08.788		
8	1:12.208	23.760	18.137	30.311	117.1	11:39.936	8	1:39.313	▣	43.398	19.186	36.729	85.1	15:48.101	
9	1:16.467	25.639	19.294	31.534	110.5	12:56.403	9	1:09.068	▣	22.736	16.998	29.334	122.4	16:57.169	
10	1:13.357	24.013	18.517	30.827	115.2	14:09.760	10	6:53.359 B	▣	29.750	23.414	6:00.195	20.4	23:50.528	
11	1:13.191	24.142	18.222	30.827	115.5	15:22.951	11	1:43.805	▣	45.232	23.225	35.348	81.4	25:34.333	
12	4:32.515 B	30.241	21.066	3:41.208	31.0	19:55.466	12	1:08.442	▣	22.688	16.821	28.933	123.5	26:42.775	
13	1:35.522	▣	39.323	21.881	34.318	88.5	21:30.988	13	1:17.006	▣	27.501	18.829	30.676	109.8	27:59.781
14	1:10.723	▣	23.112	17.187	30.424	119.5	22:41.711	14	1:11.695	▣	23.488	17.794	30.413	117.9	29:11.476
15	5:15.204 B	▣	26.766	18.445	4:29.993	26.8	27:56.915	15	1:10.675	▣	23.113	17.455	30.107	119.6	30:22.151
16	1:33.268	▣	36.451	20.756	36.061	90.6	29:30.183								
17	1:10.712	▣	24.898	16.835	28.979	119.5	30:40.895								
64	Jérôme D'AMBROSIO						BEL								
MAHINDRA RACING							Mahindra M5Electro								
1	1:47.063	50.203	21.791	35.069	79.0	1:47.063									
2	1:11.771	23.474	17.677	30.620	117.8	2:58.834									
3	1:23.342	31.556	18.930	32.856	101.4	4:22.176									
4	1:10.317	23.011	17.550	29.756	120.2	5:32.493									
5	1:36.396	29.755	27.783	38.858	87.7	7:08.889									
6	1:10.609	23.117	17.507	29.985	119.7	8:19.498									
7	1:26.896	▣	29.107	22.786	35.003	97.3	9:46.394								
8	1:09.587	▣	22.973	17.066	29.548	121.5	10:55.981								
9	10:48.016 B	▣	28.211	27.088	9:52.717	13.0	21:43.997								
10	1:38.319	▣	39.664	23.330	35.325	86.0	23:22.316								
11	1:08.533	▣	22.726	16.790	29.017	123.3	24:30.849								
12	1:10.905	23.087	17.656	30.162	119.2	25:41.754									
13	1:12.949	23.535	17.941	31.473	115.9	26:54.703									
14	3:00.605 B	28.328	21.669	2:10.608	46.8	29:55.308									
15	2:07.817	40.600	23.049	1:04.168	66.1	32:03.125									
66	Daniel ABT						DEU								
Audi Sport Abt Schaeffler Formula E Team							Audi e-tron FE05								
1	1:30.414	▣	37.636	21.211	31.567	93.5	1:30.414								
2	1:11.753	▣	23.534	17.326	30.893	117.8	2:42.167								
3	1:23.690 B	25.257	17.512	40.921	101.0	4:05.857									
4	4:42.035	3:51.867	19.251	30.917	30.0	8:47.892									
5	1:12.844	24.184	18.133	30.527	116.0	10:00.736									
6	1:12.345	24.035	18.004	30.306	116.8	11:13.081									
7	1:19.178	23.908	21.735	33.535	106.8	12:32.259									
8	1:14.236	23.824	17.581	32.831	113.9	13:46.495									
9	1:10.549	23.218	17.560	29.771	119.8	14:57.044									
10	1:12.714	23.358	17.681	31.675	116.2	16:09.758									
11	1:22.129	23.259	21.813	37.057	102.9	17:31.887									
12	1:10.701	23.254	17.602	29.845	119.6	18:42.588									
13	1:25.155 B	23.942	17.666	43.547	99.3	20:07.743									
14	7:24.659	▣	6:24.611	20.896	39.152	19.0	27:32.402								
15	1:08.781	▣	23.025	16.865	28.891	122.9	28:41.183								
16	1:20.144	26.094	20.465	33.585	105.5	30:01.327									