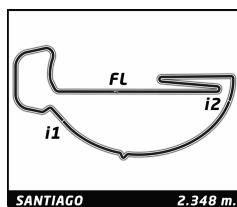




FIA FORMULA E CHAMPIONSHIP 2018-19



# ABB FIA Formula E Championship

## Round 3 - Santiago ePrix

### Race

### Analysis

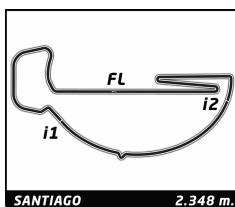
Official Timekeeper TAG Heuer

■ 250KW ▢ 225KW ■ Personal Best ■ Session Best ■ Crossing the finish line in pit lane

Lap	Time	Sector 1	Sector 2	Sector 3	Kph	Elapsed	Lap	Time	Sector 1	Sector 2	Sector 3	Kph	Elapsed		
<b>2</b>	<b>Sam BIRD</b>	GBR						16	2:27.895	37.879	46.803	1:03.213	57.2	21:12.748	
	Envision Virgin Racing	Audi e-tron FE05						17	2:23.573	▢ 55.475	46.817	41.281	58.9	23:36.321	
1	1:21.073	30.980	18.805	31.288	104.3	1:21.073	18	1:14.789	▢ 25.380	18.067	31.342	113.0	24:51.110		
2	1:14.080	24.655	18.331	31.094	114.1	2:35.153	19	1:55.000	▢ 24.976	42.561	47.463	73.5	26:46.110		
3	1:13.368	24.288	18.127	30.953	115.2	3:48.521	20	1:14.053	▢ 24.907	18.389	30.757	114.1	28:00.163		
4	1:13.475	24.996	17.890	30.589	115.0	5:01.996	21	1:12.992	▢ 24.269	18.143	30.580	115.8	29:13.155		
5	1:12.860	23.946	18.070	30.844	116.0	6:14.856	22	1:13.171	▢ 24.360	18.195	30.616	115.5	30:26.326		
6	1:12.854	24.110	17.989	30.755	116.0	7:27.710	23	1:13.449	▢ 24.535	18.221	30.693	115.1	31:39.775		
7	1:12.647	23.834	18.069	30.744	116.4	8:40.357	24	1:13.016	▢ 24.349	18.210	30.457	115.8	32:52.791		
8	1:12.709	23.915	18.113	30.681	116.3	9:53.066	25	1:13.256	▢ 24.537	18.273	30.446	115.4	34:06.047		
9	1:13.219	▢ 25.181	17.767	30.271	115.4	11:06.285	26	1:13.873	▢ 24.475	18.374	31.024	114.4	35:19.920		
10	1:12.596	▢ 23.843	18.048	30.705	116.4	12:18.881	27	1:14.529	▢ 24.761	18.611	31.157	113.4	36:34.449		
11	1:12.337	▢ 24.248	17.713	30.376	116.9	13:31.218	28	1:19.436	▢ 29.136	19.073	31.227	106.4	37:53.885		
12	1:12.822	▢ 23.979	18.129	30.714	116.1	14:44.040	29	1:15.634	▢ 25.487	18.906	31.241	111.8	39:09.519		
13	1:13.082	24.056	18.283	30.743	115.7	15:57.122	30	1:14.404	▢ 24.950	18.760	30.694	113.6	40:23.923		
14	1:13.287	24.233	18.252	30.802	115.3	17:10.409	31	1:13.424	▢ 24.738	18.336	<b>30.350</b>	115.1	41:37.347		
15	1:13.406	24.430	18.329	30.647	115.2	18:23.815	32	1:13.778	▢ 24.823	18.494	30.461	114.6	42:51.125		
16	1:59.806	24.249	32.644	1:02.913	70.6	20:23.621	33	1:13.904	▢ 24.925	18.402	30.577	114.4	44:05.029		
17	2:44.728	54.372	46.842	1:03.514	51.3	23:08.349	34	1:13.687	▢ 24.733	18.339	30.615	114.7	45:18.716		
18	1:16.383	26.827	18.365	31.191	110.7	24:24.732	35	1:15.253	▢ 25.768	18.547	30.938	112.3	46:33.969		
19	1:38.880	24.783	18.045	56.052	85.5	26:03.612	36	1:17.177	▢ 25.495	19.612	32.070	109.5	47:51.146		
20	1:31.416	42.352	18.358	30.706	92.5	27:35.028									
21	1:13.003	24.305	18.117	30.581	115.8	28:48.031									
22	1:12.568	24.089	18.116	30.363	116.5	30:00.599									
23	1:12.406	24.128	18.067	30.211	116.7	31:13.005									
24	1:12.366	▢ 25.027	17.574	<b>29.765</b>	116.8	32:25.371									
25	1:12.415	▢ 24.681	17.742	29.992	116.7	33:37.786									
26	1:13.618	▢ 23.901	<b>17.556</b>	32.161	114.8	34:51.404									
27	<b>1:12.004</b>	▢ <b>23.820</b>	17.899	30.285	117.4	36:03.408									
28	1:12.103	23.940	18.028	30.135	117.2	37:15.511									
29	1:12.461	24.088	18.121	30.252	116.7	38:27.972									
30	1:12.363	24.060	18.127	30.176	116.8	39:40.335									
31	1:12.727	24.289	18.154	30.284	116.2	40:53.062									
32	1:13.170	24.251	18.092	30.827	115.5	42:06.232									
33	1:12.592	24.027	18.037	30.528	116.4	43:18.824									
34	1:13.233	24.400	18.388	30.445	115.4	44:32.057									
35	1:13.947	24.705	18.699	30.543	114.3	45:46.004									
36	1:16.507	25.008	19.860	31.639	110.5	47:02.511									
<b>3</b>	<b>Nelson PIQUET</b>	BRA						<b>4</b>	<b>Robin FRIJNS</b>	NLD					
	Panasonic Jaguar Racing	Jaguar I-Type III							Envision Virgin Racing	Audi e-tron FE05					
1	1:28.735	35.783	21.368	31.584	95.3	1:28.735	1	1:26.487	34.361	20.082	32.044	97.7	1:26.487		
2	1:15.420	24.931	18.613	31.876	112.1	2:44.155	2	1:15.149	24.944	18.832	31.373	112.5	2:41.636		
3	1:14.028	24.536	18.186	31.306	114.2	3:58.183	3	1:14.395	24.429	18.311	31.655	113.6	3:56.031		
4	1:14.118	24.588	18.421	31.109	114.0	5:12.301	4	1:13.399	24.146	18.352	30.901	115.2	5:09.430		
5	1:13.702	24.151	18.477	31.074	114.7	6:26.003	5	1:14.505	24.135	18.505	31.865	113.5	6:23.935		
6	1:13.360	24.447	18.089	30.824	115.2	7:39.363	6	1:13.500	24.170	18.209	31.121	115.0	7:37.435		
7	1:13.264	24.373	17.943	30.948	115.4	8:52.627	7	1:12.564	23.935	17.993	30.636	116.5	8:49.999		
8	1:14.400	24.205	17.998	32.197	113.6	10:07.027	8	1:14.439	24.390	18.348	31.701	113.6	10:04.438		
9	1:13.587	24.739	17.969	30.879	114.9	11:20.614	9	1:13.283	24.242	18.218	30.823	115.3	11:17.721		
10	1:12.941	<b>24.035</b>	18.087	30.819	115.9	12:33.555	10	1:13.964	▢ 25.723	17.938	30.303	114.3	12:31.685		
11	<b>1:12.908</b>	24.324	17.948	30.636	115.9	13:46.463	11	1:12.508	▢ 24.350	17.910	30.248	116.6	13:44.193		
12	1:13.803	▢ 25.608	<b>17.717</b>	30.478	114.5	15:00.266	12	1:13.549	▢ 24.294	17.988	31.267	114.9	14:57.742		
13	1:14.526	▢ 24.964	18.565	30.997	113.4	16:14.792	13	1:13.713	▢ 24.596	18.160	30.957	114.7	16:11.455		
14	1:15.122	▢ 26.267	18.210	30.645	112.5	17:29.914	14	1:14.064	▢ 24.781	18.305	30.978	114.1	17:25.519		
15	1:14.939	▢ 24.421	19.210	31.308	112.8	18:44.853	15	1:13.349	▢ 24.289	18.301	30.759	115.2	18:38.868		
							16	2:19.741	29.758	46.717	1:03.266	60.5	20:58.609		
							17	2:26.092	54.400	46.891	44.801	57.9	23:24.701		
							18	1:13.757	24.741	18.194	30.822	114.6	24:38.458		
							19	1:52.442	24.540	24.793	1:03.109	75.2	26:30.900		
							20	1:16.455	27.956	18.068	30.431	110.6	27:47.355		
							21	1:13.278	24.163	18.275	30.840	115.4	29:00.633		
							22	1:12.864	24.119	18.064	30.681	116.0	30:13.497		
							23	1:12.583	23.972	17.972	30.639	116.5	31:26.080		
							24	1:12.767	24.276	<b>17.849</b>	30.642	116.2	32:38.847		
							25	1:13.124	24.586	18.210	30.328	115.6	33:51.971		
							26	1:13.395	24.180	18.366	30.849	115.2	35:05.366		
							27	1:12.980	24.255	18.292	30.433	115.8	36:18.346		
							28	1:14.044	▢ 25.538	17.868	30.638	114.2	37:32.390		
							29	1:14.636	▢ 24.111	18.486	32.039	113.3	38:47.026		
							30	<b>1:11.943</b>	▢ <b>23.863</b>	17.914	<b>30.166</b>	117.5	39:58.969		
							31	1:13.754	▢ 24.420	18.517	30.817	114.6	41:12.723		
							32	1:13.964	▢ 24.551	18.521	30.892	114.3	42:26.687		
							33	1:13.546	▢ 24.702	18.343	30.501	114.9	43:40.233		
							34	1:13.381	▢ 24.640	18.333	30.408	115.2	44:53.614		



FIA FORMULA E  
CHAMPIONSHIP  
2018-19



# ABB FIA Formula E Championship

## Round 3 - Santiago ePrix

### Race

### Analysis

Official Timekeeper TAG Heuer

■ 250KW ■ 225KW ■ Personal Best ■ Session Best ■ Crossing the finish line in pit lane

Lap	Time	Sector 1	Sector 2	Sector 3	Kph	Elapsed	Lap	Time	Sector 1	Sector 2	Sector 3	Kph	Elapsed
35	1:14.174	24.661	18.711	30.802	114.0	46:07.788	18	1:13.513	24.832	18.112	30.569	115.0	24:48.564
36	1:14.999	24.927	18.864	31.208	112.7	47:22.787	19	1:53.044	24.134	38.757	50.153	74.8	26:41.608

5 Stoffel VANDORNE							BEL						
HWA RACELAB							Venturi VFE05						
1	1:22.350	31.429	19.034	31.887	102.6	1:22.350							
2	1:14.721	24.745	18.793	31.183	113.1	2:37.071							
3	1:14.123	24.270	18.696	31.157	114.0	3:51.194							
4	1:13.605	24.317	18.372	30.916	114.8	5:04.799							
5	1:13.325	24.220	18.258	30.847	115.3	6:18.124							
6	1:13.319	<b>24.047</b>	18.352	30.920	115.3	7:31.443							
7	<b>1:13.095</b>	24.076	18.356	30.663	115.6	8:44.538							
8	1:13.269	24.052	18.360	30.857	115.4	9:57.807							
9	1:13.267	24.351	<b>18.183</b>	30.733	115.4	11:11.074							
10	1:13.706	24.373	18.433	30.900	114.7	12:24.780							
11	1:14.923	24.222	18.274	32.427	112.8	13:39.703							
12	1:14.176	24.513	18.424	31.239	114.0	14:53.879							
13	1:13.654	24.442	18.183	31.029	114.8	16:07.533							
14	1:15.849	26.328	18.579	30.942	111.4	17:23.382							
15	1:13.167	24.286	18.278	<b>30.603</b>	115.5	18:36.549							
16	2:17.714	27.214	46.988	1:03.512	61.4	20:54.263							
17	2:28.729	54.388	46.910	47.431	56.8	23:22.992							

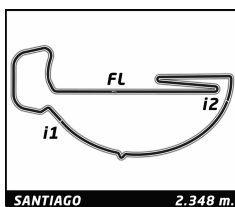
6 Maximilian GÜNTHER							DEU						
GEOX DRAGON							Penske EV-3						
1	1:23.896	32.682	19.225	31.989	100.8	1:23.896							
2	1:14.931	24.530	18.946	31.455	112.8	2:38.827							
3	1:14.161	24.178	18.399	31.584	114.0	3:52.988							
4	1:13.579	24.186	18.277	31.116	114.9	5:06.567							
5	1:14.535	24.128	19.058	31.349	113.4	6:21.102							
6	1:12.862	23.974	18.092	30.796	116.0	7:33.964							
7	1:12.687	23.993	17.890	30.804	116.3	8:46.651							
8	1:13.559	25.463	<b>17.585</b>	<b>30.511</b>	114.9	10:00.210							
9	<b>1:12.552</b>	<b>23.782</b>	17.788	30.982	116.5	11:12.762							
10	1:13.613	24.519	17.973	31.121	114.8	12:26.375							
11	1:13.760	24.230	18.072	31.458	114.6	13:40.135							
12	1:16.529	25.467	18.674	32.388	110.5	14:56.664							

7 José Maria LOPEZ							ARG						
GEOX DRAGON							Penske EV-3						
1	1:25.855	33.985	19.813	32.057	98.5	1:25.855							
2	1:15.341	25.152	18.728	31.461	112.2	2:41.196							
3	1:14.012	24.302	18.520	31.190	114.2	3:55.208							
4	1:13.683	24.239	18.416	31.028	114.7	5:08.891							
5	1:14.635	24.149	18.486	32.000	113.3	6:23.526							
6	1:13.149	<b>23.859</b>	18.485	30.805	115.6	7:36.675							
7	1:12.803	24.021	18.165	30.617	116.1	8:49.478							
8	1:14.413	24.336	18.253	31.824	113.6	10:03.891							
9	1:13.523	24.051	18.200	31.272	115.0	11:17.414							
10	1:13.304	23.870	18.148	31.286	115.3	12:30.718							
11	1:14.312	25.906	17.924	30.482	113.7	13:45.030							
12	1:13.570	24.143	18.126	31.301	114.9	14:58.600							
13	1:13.799	25.003	17.939	30.857	114.5	16:12.399							
14	1:14.716	25.395	18.438	30.883	113.1	17:27.115							
15	1:16.643	24.448	18.273	33.922	110.3	18:43.758							
16	2:28.443	37.953	46.995	1:03.495	56.9	21:12.201							
17	2:22.850	54.413	46.992	41.445	59.2	23:35.051							

20	1:13.037	24.391	18.073	30.573	115.7	27:54.645
21	1:12.623	24.011	17.878	30.734	116.4	29:07.268
22	1:13.443	23.921	18.547	30.975	115.1	30:20.711
23	1:12.548	24.010	17.953	30.585	116.5	31:33.259
24	1:13.134	25.662	<b>17.563</b>	<b>29.909</b>	115.6	32:46.393
25	<b>1:11.619</b>	23.926	17.611	30.082	118.0	33:58.012
26	1:14.695	25.597	17.889	31.209	113.2	35:12.707
27	1:13.100	24.629	18.019	30.452	115.6	36:25.807
28	1:12.345	24.129	18.012	30.204	116.8	37:38.152
29	1:12.749	23.987	18.160	30.602	116.2	38:50.901
30	1:12.585	24.247	17.861	30.477	116.5	40:03.486
31	1:13.470	25.029	18.148	30.293	115.1	41:16.956
32	1:12.442	23.997	18.081	30.364	116.7	42:29.398
33	1:13.454	25.133	18.133	30.188	115.1	43:42.852
34	1:13.173	24.341	18.109	30.723	115.5	44:56.025
35	1:14.417	24.743	18.730	30.944	113.6	46:10.442
36	1:18.445	24.798	20.190	33.457	107.8	47:28.887

8 Tom DILLMANN							FRA						
NIO Formula E Team							NIO Sport 004						
1	2:51.834	36.434	30.670	1:44.730	49.2	2:51.834							
2	1:14.880	25.146	18.683	31.051	112.9	4:06.714							
3	<b>1:13.172</b>	24.105	<b>18.182</b>	30.885	115.5	5:19.886							
4	1:13.421	<b>23.991</b>	18.450	30.980	115.1	6:33.307							
5	1:14.324	25.044	18.503	30.777	113.7	7:47.631							
6	1:13.482	24.340	18.419	<b>30.723</b>	115.0	9:01.113							
7	1:14.587	24.785	18.446	31.356	113.3	10:15.700							
8	1:15.806	25.194	18.679	31.933	111.5	11:31.506							
9	1:14.330	24.651	18.441	31.238	113.7	12:45.836							
10	1:13.554	24.159	18.354	31.041	114.9	13:59.390							

11 Lucas DI GRASSI							BRA						
Audi Sport Abt Schaeffler Formula E Team							Audi e-tron FE05						
1	1:30.635	36.662	22.624	31.349	93.3	1:30.635							
2	1:15.158	24.657	18.890	31.611	112.5	2:45.793							
3	1:14.430	24.480	18.444	31.506	113.6	4:00.223							
4	1:13.855	24.014	18.592	31.249	114.5	5:14.078							
5	1:13.638	24.238	18.516	30.884	114.8	6:27.716							
6	1:13.523	24.223	18.554	30.746	115.0	7:41.239							
7	1:12.940	24.006	18.236	30.698	115.9	8:54.179							
8	1:13.787	24.031	18.091	31.665	114.6	10:07.966							
9	1:14.265	25.065	18.432	30.768	113.8	11:22.231							
10	1:13.281	24.385	18.330	30.566	115.3	12:35.512							
11	1:12.724	23.969	18.241	30.514	116.2	13:48.236							
12	1:13.602	24.385	18.205	31.012	114.8	15:01.838							
13	1:14.125	25.802	17.835	30.488	114.0	16:15.963							
14	1:12.827	24.307	18.318	30.202	116.1	17:28.790							
15	1:13.816	24.311	17.714	31.791	114.5	18:42.606							
16	2:25.859	35.817	46.780	1:03.262	58.0	21:08.465							
17	2:24.343	54.456	47.256	42.631	58.6	23:32.808							
18	1:14.607	25.710	18.163	30.734	113.3	24:47.415							
19	1:53.315	24.116	37.507	51.692	74.6	26:40.730							
20	1:13.071	24.788	17.906	30.377	115.7	27:53.801							
21	1:12.721	24.247	17.972	30.502	116.2	29:06.522							
22	1:13.554	24.125	18.665	30.764	114.9	30:20.076							



# ABB FIA Formula E Championship

## Round 3 - Santiago ePrix

### Race

### Analysis

Official Timekeeper 

■ 250KW 
 ■ 225KW 
 ■ Personal Best 
 ■ Session Best 
 ■ B Crossing the finish line in pit lane

Lap	Time	Sector 1	Sector 2	Sector 3	Kph	Elapsed	Lap	Time	Sector 1	Sector 2	Sector 3	Kph	Elapsed
23	1:12.460	24.245	17.834	30.381	116.7	31:32.536	2	1:15.711	24.979	18.632	32.100	111.6	2:44.847
24	1:12.405	24.208	17.965	30.232	116.7	32:44.941	3	1:13.959	24.277	18.361	31.321	114.3	3:58.806
25	1:12.569	24.175	18.200	30.194	116.5	33:57.510	4	1:14.161	24.357	18.547	31.257	114.0	5:12.967
26	1:16.154	25.778	17.843	32.533	111.0	35:13.664	5	1:13.688	24.087	18.526	31.075	114.7	6:26.655
27	1:13.358	25.592	17.872	29.894	115.2	36:27.022	6	1:13.575	24.174	18.361	31.040	114.9	7:40.230
28	1:11.519	23.876	17.533	30.110	118.2	37:38.541	7	1:13.350	24.248	18.321	30.781	115.2	8:53.580
29	1:12.468	24.210	17.874	30.384	116.6	38:51.009	8	1:14.124	24.011	18.310	31.803	114.0	10:07.704
30	1:15.365	26.431	18.284	30.650	112.2	40:06.374	9	1:14.279	25.045	18.320	30.914	113.8	11:21.983
31	1:12.932	24.448	18.172	30.312	115.9	41:19.306	10	1:14.425	24.337	18.332	31.756	113.6	12:36.408
32	1:15.588	24.863	19.007	31.718	111.8	42:34.894	11	1:13.455	24.105	18.294	31.056	115.1	13:49.863
33	1:13.986	24.660	18.546	30.780	114.2	43:48.880	12	1:13.853	24.247	18.515	31.091	114.5	15:03.716
34	1:14.206	25.043	18.512	30.651	113.9	45:03.086	13	1:14.344	24.605	18.498	31.241	113.7	16:18.060
35	1:13.991	24.740	18.453	30.798	114.2	46:17.077	14	1:16.122	25.073	18.808	32.241	111.0	17:34.182
36	1:14.986	24.762	19.059	31.165	112.7	47:32.063	15	1:15.559	24.664	18.703	32.192	111.9	18:49.741

**16** **Oliver TURVEY** GBR  
 NIO Formula E Team NIO Sport 004

1	1:29.855	36.193	21.826	31.836	94.1	1:29.855
2	1:15.522	24.653	18.759	32.110	111.9	2:45.377
3	1:14.144	24.310	18.658	31.176	114.0	3:59.521
4	1:14.207	24.261	18.615	31.331	113.9	5:13.728
5	1:13.607	24.124	18.545	30.938	114.8	6:27.335
6	1:14.795	24.240	18.681	31.874	113.0	7:42.130
7	1:13.708	24.110	18.574	31.024	114.7	8:55.838
8	1:13.576	24.129	18.428	31.019	114.9	10:09.414
9	1:13.936	24.312	18.681	30.943	114.3	11:23.350
10	1:13.486	24.152	18.314	31.020	115.0	12:36.836
11	1:13.526	24.247	18.292	30.987	115.0	13:50.362
12	1:14.092	25.702	18.127	30.263	114.1	15:04.454
13	1:13.663	24.337	18.412	30.914	114.7	16:18.117
14	1:13.034	24.306	18.181	30.547	115.7	17:31.151
15	1:14.431	24.259	18.711	31.461	113.6	18:45.582
16	2:29.412	38.331	47.212	1:03.869	56.6	21:14.994
17	2:20.885	54.829	47.207	38.849	60.0	23:35.879
18	1:15.178	25.027	18.673	31.478	112.4	24:51.057
19	1:54.601	24.308	42.650	47.643	73.8	26:45.658
20	1:13.554	24.220	18.528	30.806	114.9	27:59.212
21	1:13.361	24.060	18.516	30.785	115.2	29:12.573
22	1:13.183	24.215	18.386	30.582	115.5	30:25.756
23	1:13.553	24.579	18.385	30.589	114.9	31:39.309
24	1:13.191	24.112	18.334	30.745	115.5	32:52.500
25	1:13.057	24.146	18.342	30.569	115.7	34:05.557
26	1:13.357	24.140	18.444	30.773	115.2	35:18.914
27	1:13.259	24.156	18.513	30.590	115.4	36:32.173
28	1:14.888	26.017	18.353	30.518	112.9	37:47.061
29	1:13.630	24.278	18.501	30.851	114.8	39:00.691
30	1:13.349	24.566	18.365	30.418	115.2	40:14.040
31	1:13.577	24.367	18.623	30.587	114.9	41:27.617
32	1:14.412	24.885	18.489	31.038	113.6	42:42.029
33	1:14.010	24.682	18.590	30.738	114.2	43:56.039
34	1:16.796	24.737	20.441	31.618	110.1	45:12.835
35	1:18.113	26.048	19.601	32.464	108.2	46:30.948
36	1:16.622	25.333	19.401	31.888	110.3	47:47.570

**17** **Gary PAFETT** GBR  
 HWA RACELAB Venturi VFE05

1	1:29.136	35.507	21.053	32.576	94.8	1:29.136
---	----------	--------	--------	--------	------	----------

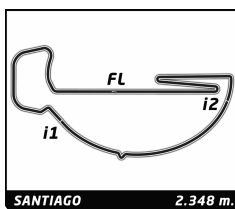
16	2:34.911	43.123	47.332	1:04.456	54.6	21:24.652
17	2:17.301	54.586	47.186	35.529	61.6	23:41.953
18	1:19.634	26.265	20.252	33.117	106.1	25:01.587
19	2:13.333	37.401	47.217	48.715	63.4	27:14.920
20	1:23.602	31.171	19.674	32.757	101.1	28:38.522
21	1:14.859	24.830	18.795	31.234	112.9	29:53.381
22	1:16.351	26.416	18.890	31.045	110.7	31:09.732
23	1:13.938	24.378	18.737	30.823	114.3	32:23.670
24	1:17.619	24.770	21.629	31.220	108.9	33:41.289
25	1:17.450	24.726	19.159	33.565	109.1	34:58.739
26	1:17.293	25.496	18.940	32.857	109.4	36:16.032
27	1:17.830	24.952	19.410	33.468	108.6	37:33.862
28	1:19.425	26.031	19.096	34.298	106.4	38:53.287
29	1:18.454	27.377	18.993	32.084	107.7	40:11.741
30	1:14.271	25.108	18.410	30.753	113.8	41:26.012
31	1:13.893	25.202	18.171	30.520	114.4	42:39.905
32	1:14.190	24.845	18.341	31.004	113.9	43:54.095
33	1:15.271	25.769	18.656	30.846	112.3	45:09.366
34	1:13.453	24.370	18.347	30.736	115.1	46:22.819
35	1:13.675	24.167	18.399	31.109	114.7	47:36.494

**19** **Felipe MASSA** BRA  
 Venturi Formula E Team Venturi VFE05

1	1:24.640	33.182	19.213	32.245	99.9	1:24.640
2	1:14.687	24.670	18.825	31.192	113.2	2:39.327
3	1:14.087	24.546	18.484	31.057	114.1	3:53.414
4	1:13.734	24.664	18.195	30.875	114.6	5:07.148
5	1:14.275	24.113	18.582	31.580	113.8	6:21.423
6	1:13.093	24.175	18.433	30.485	115.6	7:34.516
7	1:13.423	24.157	18.196	31.070	115.1	8:47.939
8	1:14.804	24.706	18.249	31.849	113.0	10:02.743
9	1:13.308	24.302	18.253	30.753	115.3	11:16.051
10	1:13.330	24.229	18.300	30.801	115.3	12:29.381
11	1:13.329	24.083	18.457	30.789	115.3	13:42.710
12	1:15.140	24.345	18.355	32.440	112.5	14:57.850

**20** **Mitch EVANS** NZL  
 Panasonic Jaguar Racing Jaguar I-Type III

1	1:25.169	33.728	19.679	31.762	99.2	1:25.169
2	1:15.327	25.388	18.793	31.146	112.2	2:40.496
3	1:14.173	24.642	18.289	31.242	114.0	3:54.669
4	1:13.706	24.459	18.395	30.852	114.7	5:08.375
5	1:14.351	24.300	18.453	31.598	113.7	6:22.726



# ABB FIA Formula E Championship

## Round 3 - Santiago ePrix

### Race

### Analysis

Official Timekeeper TAG Heuer

■ 250KW 
 ■ 225KW 
 ■ Personal Best 
 ■ Session Best 
 ■ B Crossing the finish line in pit lane

Lap	Time	Sector 1	Sector 2	Sector 3	Kph	Elapsed	Lap	Time	Sector 1	Sector 2	Sector 3	Kph	Elapsed
6	1:13.262	24.224	18.297	30.741	115.4	7:35.988	25	<span style="background-color: #d4edda;">1:12.284</span>	24.115	18.021	30.148	116.9	33:56.692
7	1:13.007	24.217	18.207	30.583	115.8	8:48.995	26	1:15.039	<span style="background-color: #d4edda;">24.021</span>	17.985	33.033	112.6	35:11.731
8	1:14.359	24.471	18.199	31.689	113.7	10:03.354	27	1:12.967	24.397	18.149	30.421	115.8	36:24.698
9	1:13.254	24.196	18.203	30.855	115.4	11:16.608	28	1:12.549	24.152	18.084	30.313	116.5	37:37.247
10	1:13.685	24.240	18.282	31.163	114.7	12:30.293	29	1:12.797	24.092	18.141	30.564	116.1	38:50.044
11	1:13.122	24.080	18.059	30.983	115.6	13:43.415	30	1:12.531	24.159	18.188	30.184	116.5	40:02.575
12	1:14.516	<span style="color: red;">■</span> 25.436	17.937	31.143	113.4	14:57.931	31	1:14.777	26.561	18.122	<span style="background-color: #d4edda;">30.094</span>	113.0	41:17.352
13	1:13.680	<span style="color: red;">■</span> 24.807	17.940	30.933	114.7	16:11.611	<b>23 Sébastien BUEMI</b> CHE						
14	1:14.628	<span style="color: red;">■</span> 25.320	18.308	31.000	113.3	17:26.239	Nissan e.dams Nissan IM01						
15	1:13.465	<span style="color: red;">■</span> 24.399	18.266	30.800	115.1	18:39.704	1	1:19.982	29.538	18.979	31.465	105.7	1:19.982
16	2:19.722	29.501	46.832	1:03.389	60.5	20:59.426	2	1:13.880	24.810	18.203	30.867	114.4	2:33.862
17	2:25.969	54.278	46.954	44.737	57.9	23:25.395	3	1:13.009	24.366	18.134	30.509	115.8	3:46.871
18	1:13.686	25.021	18.102	30.563	114.7	24:39.081	4	1:12.476	24.181	17.862	30.433	116.6	4:59.347
19	1:53.170	24.307	25.803	1:03.060	74.7	26:32.251	5	1:12.377	24.111	<span style="background-color: #d4edda;">17.809</span>	30.457	116.8	6:11.724
20	1:15.815	27.184	18.086	30.545	111.5	27:48.066	6	1:14.162	<span style="color: red;">■</span> 25.808	17.910	30.444	114.0	7:25.886
21	1:13.054	24.050	18.357	30.647	115.7	29:01.120	7	<span style="background-color: #d4edda;">1:12.255</span>	<span style="color: red;">■</span> 23.953	17.884	30.418	117.0	8:38.141
22	1:12.904	<span style="color: red;">■</span> 25.183	17.780	<span style="background-color: #d4edda;">29.941</span>	115.9	30:14.024	8	1:12.465	<span style="color: red;">■</span> 24.111	17.900	30.454	116.6	9:50.606
23	<span style="background-color: #d4edda;">1:12.238</span>	<span style="background-color: #d4edda;">23.927</span>	<span style="background-color: #d4edda;">17.779</span>	30.532	117.0	31:26.262	9	1:12.825	<span style="color: red;">■</span> 24.210	17.979	30.636	116.1	11:03.431
24	1:12.749	<span style="color: red;">■</span> 24.373	17.916	30.460	116.2	32:39.011	10	1:13.743	24.367	18.496	30.880	114.6	12:17.174
25	1:13.454	<span style="color: red;">■</span> 24.703	18.312	30.439	115.1	33:52.465	11	1:13.164	24.247	18.210	30.707	115.5	13:30.338
26	1:13.351	24.272	18.223	30.856	115.2	35:05.816	12	1:13.026	24.103	18.185	30.738	115.8	14:43.364
27	1:14.526	24.386	19.412	30.728	113.4	36:20.342	13	1:13.114	24.182	18.311	30.621	115.6	15:56.478
28	1:13.413	24.373	18.308	30.732	115.1	37:33.755	14	1:13.317	24.353	18.319	30.645	115.3	17:09.795
29	1:14.721	24.535	18.270	31.916	113.1	38:48.476	15	1:13.341	24.265	18.347	30.729	115.3	18:23.136
30	1:13.156	24.252	18.391	30.513	115.5	40:01.632	16	1:59.587	24.310	32.145	1:03.132	70.7	20:22.723
31	1:13.992	24.290	18.621	31.081	114.2	41:15.624	17	2:45.119	54.438	47.020	1:03.661	51.2	23:07.842
32	1:13.329	24.175	18.621	30.533	115.3	42:28.953	18	1:16.387	26.894	18.549	30.944	110.7	24:24.229
33	1:12.622	24.079	18.236	30.307	116.4	43:41.575	19	1:38.960	24.637	17.965	56.358	85.4	26:03.189
34	1:13.282	25.124	17.967	30.191	115.3	44:54.857	20	1:31.281	42.426	18.408	30.447	92.6	27:34.470
35	1:16.144	27.297	18.324	30.523	111.0	46:11.001	21	1:12.982	24.548	18.037	<span style="background-color: #d4edda;">30.397</span>	115.8	28:47.452
36	1:15.265	24.580	18.734	31.951	112.3	47:26.266							

<b>22 Oliver ROWLAND</b> GBR		Nissan IM01					
1	1:25.062	33.561	19.537	31.964	99.4	1:25.062	
2	1:14.773	25.188	18.250	31.335	113.0	2:39.835	
3	1:13.896	24.801	17.988	31.107	114.4	3:53.731	
4	1:13.902	24.908	<span style="background-color: #d4edda;">17.878</span>	31.116	114.4	5:07.633	
5	1:14.169	24.686	18.215	31.268	114.0	6:21.802	
6	1:13.254	24.546	18.101	30.607	115.4	7:35.056	
7	1:13.049	24.247	18.135	30.667	115.7	8:48.105	
8	1:13.874	25.038	18.005	30.831	114.4	10:01.979	
9	1:13.093	24.329	18.115	30.649	115.6	11:15.072	
10	1:13.184	24.199	18.322	30.663	115.5	12:28.256	
11	1:13.507	24.368	18.414	30.725	115.0	13:41.763	
12	1:15.500	25.761	18.467	31.272	112.0	14:57.263	
13	1:13.279	24.634	18.285	30.360	115.4	16:10.542	
14	1:15.526	26.091	18.404	31.031	111.9	17:26.068	
15	1:14.069	25.095	18.309	30.665	114.1	18:40.137	
16	2:25.872	<span style="color: red;">■</span> 35.739	46.706	1:03.427	57.9	21:06.009	
17	2:24.130	54.360	46.703	43.067	58.6	23:30.139	
18	1:14.322	25.324	18.308	30.690	113.7	24:44.461	
19	1:55.294	24.593	36.192	54.509	73.3	26:39.755	
20	1:12.782	24.382	18.084	30.316	116.1	27:52.537	
21	1:12.937	24.387	18.125	30.425	115.9	29:05.474	
22	1:14.077	24.561	18.982	30.534	114.1	30:19.551	
23	1:12.486	24.207	18.045	30.234	116.6	31:32.037	
24	1:12.371	24.100	18.014	30.257	116.8	32:44.408	

<b>25 Jean-Eric VERGNE</b> FRA		DS TECHEETAH					
1	1:26.869	34.732	20.351	31.786	97.3	1:26.869	
2	1:15.770	25.022	18.918	31.830	111.6	2:42.639	
3	1:13.893	24.160	18.173	31.560	114.4	3:56.532	
4	1:13.663	24.102	18.174	31.387	114.7	5:10.195	
5	1:14.284	24.078	18.597	31.609	113.8	6:24.479	
6	1:13.344	24.094	18.150	31.100	115.2	7:37.823	
7	1:12.833	24.184	<span style="background-color: #d4edda;">18.025</span>	30.624	116.1	8:50.656	
8	1:25.182	24.261	18.179	42.742	99.2	10:15.838	
9	1:14.037	24.439	18.689	30.909	114.2	11:29.875	
10	1:12.859	24.114	18.104	30.641	116.0	12:42.734	
11	1:12.583	23.865	18.107	30.611	116.5	13:55.317	
12	1:13.290	24.007	18.568	30.715	115.3	15:08.607	
13	<span style="background-color: #d4edda;">1:12.411</span>	23.969	18.119	<span style="background-color: #d4edda;">30.323</span>	116.7	16:21.018	
14	1:13.549	24.142	18.361	31.046	114.9	17:34.567	
15	1:13.999	24.623	18.516	30.860	114.2	18:48.566	
16	2:31.459	40.523	47.184	1:03.752	55.8	21:20.025	
17	2:16.995	54.857	47.191	34.947	61.7	23:37.020	
18	1:15.975	25.623	19.232	31.120	111.3	24:52.995	
19	1:54.369	24.112	43.408	46.849	73.9	26:47.364	
20	1:14.654	24.376	19.669	30.609	113.2	28:02.018	
21	1:12.560	<span style="background-color: #d4edda;">23.835</span>	18.264	30.461	116.5	29:14.578	
22	1:50.275	<span style="color: black;">B</span> 39.198	23.626	47.451	76.7	31:04.853	





FIA FORMULA E CHAMPIONSHIP 2018-19

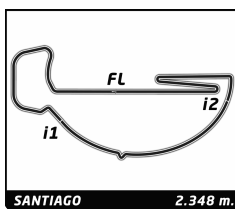


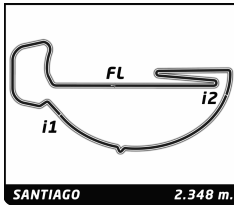
ABB FIA Formula E Championship Round 3 - Santiago ePrix Race

Analysis

Official Timekeeper TAGHeuer

250KW 225KW Personal Best Session Best B Crossing the finish line in pit lane

Table with columns: Lap, Time, Sector 1, Sector 2, Sector 3, Kph, Elapsed. Rows include drivers Alexander SIMS, Antonio Felix DA COSTA, André LOTTERER, and Edoardo MORTARA with their respective lap times and sector data.



# ABB FIA Formula E Championship

## Round 3 - Santiago ePrix

### Race

### Analysis

Official Timekeeper

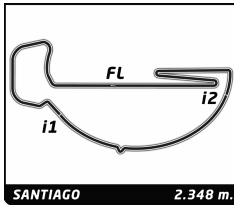
■ 250KW ■ 225KW ■ Personal Best ■ Session Best ■ Crossing the finish line in pit lane

Lap	Time	Sector 1	Sector 2	Sector 3	Kph	Elapsed	Lap	Time	Sector 1	Sector 2	Sector 3	Kph	Elapsed
8	1:13.174	24.117	18.267	30.790	115.5	9:58.272	27	1:14.127	24.436	18.462	31.229	114.0	36:34.729
9	1:13.396	24.224	18.370	30.802	115.2	11:11.668	28	1:15.720	27.150	18.211	30.359	111.6	37:50.449
10	1:13.763	24.438	18.355	30.970	114.6	12:25.431	29	1:13.393	24.364	18.381	30.648	115.2	39:03.842
11	1:13.580	24.163	18.281	31.136	114.9	13:39.011	30	1:12.880	24.259	18.261	30.360	116.0	40:16.722
12	1:13.551	24.211	18.352	30.988	114.9	14:52.562	31	1:12.879	24.299	18.253	30.327	116.0	41:29.601
13	1:13.648	24.350	18.352	30.946	114.8	16:06.210	32	1:13.823	24.722	18.599	30.502	114.5	42:43.424
14	1:18.545	25.343	22.641	30.561	107.6	17:24.755	33	1:13.243	24.409	18.284	30.550	115.4	43:56.667
15	1:13.180	24.109	18.491	30.580	115.5	18:37.935	34	1:16.352	24.869	19.900	31.583	110.7	45:13.019
16	2:17.008	26.521	47.000	1:03.487	61.7	20:54.943	35	1:14.643	25.089	18.604	30.950	113.2	46:27.662
17	2:28.366	54.245	46.994	47.127	57.0	23:23.309	36	1:16.833	25.391	19.474	31.968	110.0	47:44.495
18	1:14.613	25.030	18.699	30.884	113.3	24:37.922							
19	1:50.559	24.181	23.153	1:03.225	76.5	26:28.481							
20	1:18.431	29.330	18.271	30.830	107.8	27:46.912							
21	1:13.292	24.163	18.364	30.765	115.3	29:00.204							
22	1:12.547	23.865	18.009	30.673	116.5	30:12.751							
23	1:12.607	23.941	18.114	30.552	116.4	31:25.358							
24	1:12.413	23.735	18.052	30.626	116.7	32:37.771							
25	1:12.323	23.740	18.143	30.440	116.9	33:50.094							
26	1:14.829	25.273	18.908	30.648	113.0	35:04.923							
27	1:12.940	23.905	18.213	30.822	115.9	36:17.863							
28	1:14.149	25.373	18.248	30.528	114.0	37:32.012							
29	1:12.958	24.286	18.411	30.261	115.9	38:44.970							
30	1:12.152	23.827	17.945	30.380	117.2	39:57.122							
31	1:12.970	23.966	18.261	30.743	115.8	41:10.092							
32	1:14.131	25.241	18.322	30.568	114.0	42:24.223							
33	1:13.449	24.411	18.252	30.786	115.1	43:37.672							
34	1:13.570	24.479	18.434	30.657	114.9	44:51.242							
35	1:13.445	24.474	18.343	30.628	115.1	46:04.687							
36	1:14.880	25.031	18.902	30.947	112.9	47:19.567							

64 Jérôme D'AMBROSIO		BEL				
MAHINDRA RACING		Mahindra M5Electro				
1	1:31.770	37.265	22.764	31.741	92.1	1:31.770
2	1:14.912	24.835	18.749	31.328	112.8	2:46.682
3	1:14.625	24.514	18.958	31.153	113.3	4:01.307
4	1:13.877	24.288	18.384	31.205	114.4	5:15.184
5	1:14.044	24.327	18.703	31.014	114.2	6:29.228
6	1:13.671	24.316	18.492	30.863	114.7	7:42.899
7	1:13.744	24.339	18.602	30.803	114.6	8:56.643
8	1:13.334	24.199	18.203	30.932	115.3	10:09.977
9	1:13.736	24.322	18.491	30.923	114.6	11:23.713
10	1:13.531	24.350	18.150	31.031	115.0	12:37.244
11	1:15.283	26.217	18.359	30.707	112.3	13:52.527
12	1:13.161	24.264	18.359	30.538	115.5	15:05.688
13	1:13.386	24.242	18.251	30.893	115.2	16:19.074
14	1:14.360	24.634	18.610	31.116	113.7	17:33.434
15	1:13.169	24.212	18.353	30.604	115.5	18:46.603
16	2:34.024	43.115	47.005	1:03.904	54.9	21:20.627
17	2:17.374	54.777	47.387	35.210	61.5	23:38.001
18	1:15.616	25.368	18.777	31.471	111.8	24:53.617
19	1:55.725	24.947	45.847	44.931	73.0	26:49.342
20	1:13.331	24.609	18.245	30.477	115.3	28:02.673
21	1:12.583	24.031	18.101	30.451	116.5	29:15.256
22	1:14.415	26.170	18.211	30.034	113.6	30:29.671
23	1:12.723	24.328	18.284	30.111	116.2	31:42.394
24	1:12.018	24.174	17.845	29.999	117.4	32:54.412
25	1:12.922	24.348	18.231	30.343	115.9	34:07.334
26	1:13.268	24.439	18.348	30.481	115.4	35:20.602

66 Daniel ABT		DEU				
Audi Sport Abt Schaeffler Formula E Te		Audi e-tron FE05				
1	1:21.630	30.528	19.017	32.085	103.6	1:21.630
2	1:14.278	24.720	18.548	31.010	113.8	2:35.908
3	1:13.806	24.675	18.278	30.853	114.5	3:49.714
4	1:13.053	24.595	18.085	30.373	115.7	5:02.767
5	1:12.959	24.409	18.146	30.404	115.9	6:15.726
6	1:13.145	24.339	18.147	30.659	115.6	7:28.871
7	1:12.959	24.257	18.030	30.672	115.9	8:41.830
8	1:13.162	24.391	18.128	30.643	115.5	9:54.992
9	1:13.436	24.384	18.140	30.912	115.1	11:08.428
10	1:14.695	26.164	17.951	30.580	113.2	12:23.123
11	1:12.693	24.587	17.783	30.323	116.3	13:35.816
12	1:12.971	24.385	17.815	30.771	115.8	14:48.787
13	1:13.334	24.272	18.233	30.829	115.3	16:02.121
14	1:13.680	24.469	18.389	30.822	114.7	17:15.801
15	1:13.989	24.518	18.421	31.050	114.2	18:29.790
16	2:07.687	24.854	39.443	1:03.390	66.2	20:37.477
17	2:36.753	54.405	47.080	55.268	53.9	23:14.230
18	1:15.589	25.827	18.526	31.236	111.8	24:29.819
19	1:40.860	24.660	18.590	57.610	83.8	26:10.679
20	1:27.869	38.582	18.512	30.775	96.2	27:38.548
21	1:14.398	24.381	18.113	31.904	113.6	28:52.946
22	1:14.442	24.448	18.491	31.503	113.5	30:07.388
23	1:12.765	24.308	18.203	30.254	116.2	31:20.153
24	1:13.249	25.863	17.676	29.710	115.4	32:33.402
25	1:11.263	23.901	17.649	29.713	118.6	33:44.665
26	1:12.284	24.487	18.037	29.760	116.9	34:56.949
27	1:15.091	26.508	18.254	30.329	112.6	36:12.040
28	1:13.511	24.568	18.386	30.557	115.0	37:25.551
29	1:13.736	24.845	18.211	30.680	114.6	38:39.287
30	1:13.526	24.560	18.456	30.510	115.0	39:52.813
31	1:13.591	24.468	18.591	30.532	114.9	41:06.404
32	1:13.704	24.621	18.601	30.482	114.7	42:20.108
33	1:14.533	25.064	18.823	30.646	113.4	43:34.641
34	1:13.899	24.897	18.516	30.486	114.4	44:48.540
35	1:14.389	25.008	18.653	30.728	113.6	46:02.929
36	1:14.111	25.104	18.658	30.349	114.1	47:17.040

94 Pascal WEHREIN		DEU				
MAHINDRA RACING		Mahindra M5Electro				
1	1:20.504	30.024	19.004	31.476	105.0	1:20.504
2	1:13.922	24.689	18.523	30.710	114.3	2:34.426
3	1:13.164	24.194	18.312	30.658	115.5	3:47.590
4	1:12.795	23.932	18.084	30.779	116.1	5:00.385
5	1:12.912	23.977	18.233	30.702	115.9	6:13.297



# ABB FIA Formula E Championship

## Round 3 - Santiago ePrix

### Race

### Analysis

Official Timekeeper

■ 250KW ▣ 225KW ■ Personal Best ■ Session Best **B** Crossing the finish line in pit lane

Lap	Time	Sector 1	Sector 2	Sector 3	Kph	Elapsed	Lap	Time	Sector 1	Sector 2	Sector 3	Kph	Elapsed
6	1:13.450	24.620	18.148	30.682	115.1	7:26.747							
7	1:12.674	23.901	18.146	30.627	116.3	8:39.421							
8	1:12.972	23.936	18.266	30.770	115.8	9:52.393							
9	1:13.102	23.777	18.581	30.744	115.6	11:05.495							
10	1:13.139	23.880	18.434	30.825	115.6	12:18.634							
11	1:15.007	▣ 26.532	18.161	30.314	112.7	13:33.641							
12	1:12.433	▣ 23.923	18.140	30.370	116.7	14:46.074							
13	1:12.883	▣ 23.998	18.369	30.516	116.0	15:58.957							
14	1:13.340	▣ 24.056	18.331	30.953	115.3	17:12.297							
15	1:13.608	24.143	18.519	30.946	114.8	18:25.905							
16	2:03.087	24.228	35.952	1:02.907	68.7	20:28.992							
17	2:42.226	54.303	46.816	1:01.107	52.1	23:11.218							
18	1:14.950	25.284	18.437	31.229	112.8	24:26.168							
19	1:38.047	24.494	18.442	55.111	86.2	26:04.215							
20	1:31.651	42.143	18.593	30.915	92.2	27:35.866							
21	1:13.064	24.401	18.286	30.377	115.7	28:48.930							
22	1:13.144	24.325	18.342	30.477	115.6	30:02.074							
23	1:12.620	24.018	18.185	30.417	116.4	31:14.694							
24	1:12.383	24.030	18.086	30.267	116.8	32:27.077							
25	1:12.453	23.911	18.037	30.505	116.7	33:39.530							
26	1:13.327	24.886	17.903	30.538	115.3	34:52.857							
27	1:12.167	23.888	17.961	30.318	117.1	36:05.024							
28	1:12.013	23.911	17.822	30.280	117.4	37:17.037							
29	1:12.120	23.975	17.735	30.410	117.2	38:29.157							
30	1:12.540	▣ 25.232	▣ 17.530	▣ 29.778	116.5	39:41.697							
31	▣ 1:11.585	▣ 23.766	17.669	30.150	118.1	40:53.282							
32	1:13.405	▣ 24.434	17.836	31.135	115.2	42:06.687							
33	1:12.705	▣ 24.113	17.847	30.745	116.3	43:19.392							
34	1:14.618	24.590	18.453	31.575	113.3	44:34.010							
35	1:16.548	25.223	18.985	32.340	110.4	45:50.558							
36	1:18.442	25.410	19.698	33.334	107.8	47:09.000							