



FIA FORMULA E
CHAMPIONSHIP
2018-19

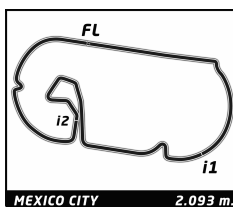


ABB FIA Formula E Championship

Mexico City Testing

Test Session 2

Analysis

Official Timekeeper TAG Heuer

250KW 225KW Personal Best Session Best B Crossing the finish line in pit lane

Lap	Time	Sector 1	Sector 2	Sector 3	Kph	Elapsed	Lap	Time	Sector 1	Sector 2	Sector 3	Kph	Elapsed	
2	Sam BIRD GBR							14	1:18.454	17.842	37.742	22.870	96.0	1:01:20.809
	Envision Virgin Racing Audi e-tron FE05							15	1:02.320	14.512	28.655	19.153	120.9	1:02:23.129
1	1:51.066	50.141	37.223	23.702	64.0	1:51.066	16	1:02.067	14.540	28.487	19.040	121.4	1:03:25.196	
2	1:15.867	17.901	35.698	22.268	99.3	3:06.933	17	1:24.505	16.691	38.006	29.808	89.2	1:04:49.701	
3	1:17.042	16.669	37.746	22.627	97.8	4:23.975	18	1:01.849	14.389	28.430	19.030	121.8	1:05:51.550	
4	1:44.009 B	22.404	39.357	42.248	72.4	6:07.984	19	1:21.387 B	16.966	33.829	30.592	92.6	1:07:12.937	
5	6:56.191	5:51.003	41.457	23.731	18.1	13:04.175	20	23:05.317	...	36.061	23.971	5.4	1:30:18.254	
6	1:17.506	17.906	38.344	21.256	97.2	14:21.681	21	1:14.963	18.268	36.278	20.417	100.5	1:31:33.217	
7	59.785	13.702	27.727	18.356	126.0	15:21.466	22	1:00.689	14.267	27.796	18.626	124.2	1:32:33.906	
8	1:23.957 B	16.973	35.027	31.957	89.7	16:45.423	23	1:00.891	14.067	28.120	18.704	123.7	1:33:34.797	
9	32:08.046	...	36.687	24.817	3.9	48:53.469	24	1:17.495	16.692	38.698	22.105	97.2	1:34:52.292	
10	1:20.695	19.965	39.176	21.554	93.4	50:14.164	25	1:01.126	14.253	28.090	18.783	123.3	1:35:53.418	
11	59.686	13.752	27.660	18.274	126.2	51:13.850	26	1:01.246	14.221	28.141	18.884	123.0	1:36:54.664	
12	1:25.511	19.186	39.866	26.459	88.1	52:39.361	27	1:20.100	17.291	42.429	20.380	94.1	1:38:14.764	
13	1:09.341 B	14.341	28.344	26.656	108.7	53:48.702	28	1:01.415	14.284	28.229	18.902	122.7	1:39:16.179	
14	33:42.627	...	37.045	25.978	3.7	1:27:31.329	29	1:23.967 B	18.125	37.486	28.356	89.7	1:40:40.146	
15	1:21.499	23.073	35.900	22.526	92.5	1:28:52.828	30	42:29.051	...	30.875	19.561	3.0	2:23:09.197	
16	59.712	13.615	27.773	18.324	126.2	1:29:52.540	31	1:03.161	14.869	29.132	19.160	119.3	2:24:12.358	
17	1:24.241	17.948	43.055	23.238	89.4	1:31:16.781	32	1:03.770	15.628	28.734	19.408	118.2	2:25:16.128	
18	1:00.829	14.054	27.777	18.998	123.9	1:32:17.610	33	1:02.732	14.744	28.877	19.111	120.1	2:26:18.860	
19	1:19.699 B	14.971	35.369	29.359	94.5	1:33:37.309	34	1:04.661	16.053	29.103	19.505	116.5	2:27:23.521	
20	25:19.788	...	37.716	25.614	5.0	1:58:57.097	35	1:03.624	15.257	29.224	19.143	118.4	2:28:27.145	
21	1:15.984	19.308	34.605	22.071	99.2	2:00:13.081	36	1:03.392	15.272	28.844	19.276	118.9	2:29:30.537	
22	59.362	13.551	27.558	18.253	126.9	2:01:12.443	37	1:24.276	17.695	44.450	22.131	89.4	2:30:54.813	
23	1:19.289	16.389	36.689	26.211	95.0	2:02:31.732	38	1:05.647	14.961	31.186	19.500	114.8	2:32:00.460	
24	1:00.888	14.146	27.821	18.921	123.7	2:03:32.620	39	1:02.914	15.060	28.727	19.127	119.8	2:33:03.374	
25	1:07.184 B	14.551	28.265	24.368	112.2	2:04:39.804	40	1:03.051	14.869	29.077	19.105	119.5	2:34:06.425	
26	22:30.871	...	29.209	19.076	5.6	2:27:10.675	41	1:03.322	14.928	29.118	19.276	119.0	2:35:09.747	
27	1:01.540	14.644	28.046	18.850	122.4	2:28:12.215	42	1:17.404 B	14.948	35.710	26.746	97.3	2:36:27.151	
28	1:01.286	14.435	27.939	18.912	122.9	2:29:13.501	43	6:33.193	5:33.431	39.029	20.733	19.2	2:43:00.344	
29	1:01.330	14.554	27.858	18.918	122.9	2:30:14.831	44	1:00.139	13.910	27.812	18.417	125.3	2:44:00.483	
30	1:06.946 B	14.585	28.344	24.017	112.6	2:31:21.777	45	1:20.920 B	17.581	37.447	25.892	93.1	2:45:21.403	
31	10:44.925	9:57.893	28.336	18.696	11.7	2:42:06.702	46	8:48.539	7:44.985	39.711	23.843	14.3	2:54:09.942	
32	1:00.927	14.471	27.713	18.743	123.7	2:43:07.629	47	1:14.721	20.497	33.913	20.311	100.8	2:55:24.663	
33	1:00.858	14.402	27.692	18.764	123.8	2:44:08.487	48	59.937	13.675	28.027	18.235	125.7	2:56:24.600	
34	1:01.336	14.368	28.049	18.919	122.8	2:45:09.823	49	1:28.939	18.573	40.264	30.102	84.7	2:57:53.539	
35	1:05.975 B	14.403	28.107	23.465	114.2	2:46:15.798	50	1:23.261	23.290	38.504	21.467	90.5	2:59:16.800	
36	8:44.879	7:49.880	33.209	21.790	14.4	2:55:00.677	51	59.769	13.829	27.724	18.216	126.1	3:00:16.569	
37	1:12.274 B	13.757	28.816	29.701	104.3	2:56:12.951								
38	8:27.944	7:19.533	38.305	30.106	14.8	3:04:40.895								
3	Nelson PIQUET BRA							4	Robin FRIJNS NLD					
	Panasonic Jaguar Racing Jaguar I-Type III								Envision Virgin Racing Audi e-tron FE05					
1	20:05.683	...	36.415	23.734	5.9	20:05.683	1	4:17.629	3:22.341	35.774	19.514	27.6	4:17.629	
2	1:01.771	14.698	28.195	18.878	122.0	21:07.454	2	1:14.597 B	15.686	29.566	29.345	101.0	5:32.226	
3	1:01.895	14.595	28.321	18.979	121.7	22:09.349	3	6:19.551	5:24.899	34.240	20.412	19.9	11:51.777	
4	1:22.663	16.478	41.533	24.652	91.2	23:32.012	4	1:04.311	15.514	29.982	18.815	117.2	12:56.088	
5	1:03.982	14.557	30.207	19.218	117.8	24:35.994	5	59.743	13.548	27.856	18.339	126.1	13:55.831	
6	1:12.610	14.547	36.850	21.213	103.8	25:48.604	6	1:13.471	17.301	35.328	20.842	102.6	15:09.302	
7	1:04.537	14.671	30.580	19.286	116.8	26:53.141	7	1:01.451	14.220	28.222	19.009	122.6	16:10.753	
8	1:03.986	14.523	30.346	19.117	117.8	27:57.127	8	1:21.788 B	17.798	35.296	28.694	92.1	17:32.541	
9	1:43.504 B	17.610	43.230	42.664	72.8	29:40.631	9	37:04.733	...	33.994	21.412	3.4	54:37.274	
10	27:04.164	...	34.347	23.423	4.6	56:44.795	10	1:05.703	16.005	30.946	18.752	114.7	55:42.977	
11	1:01.507	14.528	28.095	18.884	122.5	57:46.302	11	59.195	13.502	27.437	18.256	127.3	56:42.172	
12	1:14.145	14.354	39.789	20.002	101.6	59:00.447	12	1:18.190	15.343	36.751	26.096	96.4	58:00.362	
13	1:01.908	14.433	28.447	19.028	121.7	1:00:02.355	13	1:00.870	14.108	27.909	18.853	123.8	59:01.232	
							14	1:18.900 B	15.825	30.887	32.188	95.5	1:00:20.132	
							15	29:56.009	...	35.195	20.842	4.2	1:30:16.141	
							16	1:08.667	16.084	32.523	20.060	109.7	1:31:24.808	
							17	59.589	13.553	27.722	18.314	126.4	1:32:24.397	

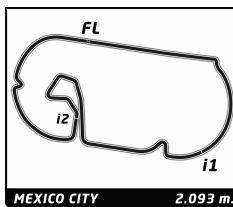


ABB FIA Formula E Championship

Mexico City Testing

Test Session 2

Analysis

Official Timekeeper TAG Heuer

■ 250KW
 ■ 225KW
 ■ Personal Best
 ■ Session Best
 ■ B Crossing the finish line in pit lane

Lap	Time	Sector 1	Sector 2	Sector 3	Kph	Elapsed	Lap	Time	Sector 1	Sector 2	Sector 3	Kph	Elapsed
18	1:15.482	16.911	36.535	22.036	99.8	1:33:39.879	36	1:02.419	14.654	28.551	19.214	120.7	1:47:54.371
19	1:03.380	14.266	28.330	20.784	118.9	1:34:43.259	37	1:02.306	14.587	28.503	19.216	120.9	1:48:56.677
20	1:18.570 B	16.005	31.789	30.776	95.9	1:36:01.829	38	1:02.090	14.497	28.505	19.088	121.4	1:49:58.767
21	40:42.916	...	36.133	22.972	3.1	2:16:44.745	39	1:02.152	14.505	28.512	19.135	121.2	1:51:00.919
22	1:12.026	16.834	34.783	20.409	104.6	2:17:56.771	40	1:07.701 B	14.614	28.567	24.520	111.3	1:52:08.620
23	58.907	13.459	27.356	18.092	127.9	2:18:55.678	41	38:50.151	...	32.123	19.681	3.2	2:30:58.771
24	1:10.913	15.671	32.924	22.318	106.3	2:20:06.591	42	59.139	13.697	27.307	18.135	127.4	2:31:57.910
25	1:00.918	14.136	27.854	18.928	123.7	2:21:07.509	43	1:16.756 B	16.880	33.432	26.444	98.2	2:33:14.666
26	1:13.601 B	15.643	30.923	27.035	102.4	2:22:21.110	44	15:45.591	...	32.569	21.582	8.0	2:49:00.257
27	9:23.665	8:25.385	36.495	21.785	13.4	2:31:44.775	45	58.817	13.755	27.132	17.930	128.1	2:49:59.074
28	59.518	13.807	27.356	18.355	126.6	2:32:44.293	46	1:19.504 B	17.399	32.680	29.425	94.8	2:51:18.578
29	1:14.464	17.090	35.531	21.843	101.2	2:33:58.757							
30	1:00.416	14.024	27.740	18.652	124.7	2:34:59.173							
31	1:11.731 B	15.178	31.443	25.110	105.0	2:36:10.904							
32	12:44.994	...	42.523	22.449	9.8	2:48:55.898							
33	59.581	13.908	27.398	18.275	126.5	2:49:55.479							
34	1:11.484	15.970	34.555	20.959	105.4	2:51:06.963							
35	1:00.313	14.076	27.629	18.608	124.9	2:52:07.276							
36	1:21.390 B	15.657	37.922	27.811	92.6	2:53:28.666							
37	11:10.419	...	38.683	29.950	11.2	3:04:39.085							

5 Stoffel VANDOORNE		BEL											
HWA RACELAB		Venturi VFE05											
1	9:47.689	8:51.518	34.611	21.560	12.1	9:47.689							
2	1:10.126	16.676	33.085	20.365	107.4	10:57.815							
3	1:00.111	13.909	27.893	18.309	125.3	11:57.926							
4	1:20.697 B	19.020	34.179	27.498	93.4	13:18.623							
5	13:42.378	...	38.249	21.617	9.2	27:01.001							
6	1:11.203 B	14.444	31.024	25.735	105.8	28:12.204							
7	41:16.096	...	32.579	19.848	3.0	1:09:28.300							
8	1:02.274	14.771	28.254	19.249	121.0	1:10:30.574							
9	1:03.287	15.981	28.407	18.899	119.1	1:11:33.861							
10	1:02.130	14.815	28.283	19.032	121.3	1:12:35.991							
11	1:01.990	14.715	28.269	19.006	121.5	1:13:37.981							
12	1:02.182	14.613	28.435	19.134	121.2	1:14:40.163							
13	1:02.131	14.758	28.427	18.946	121.3	1:15:42.294							
14	1:02.845	14.719	28.935	19.191	119.9	1:16:45.139							
15	1:02.066	14.588	28.458	19.020	121.4	1:17:47.205							
16	1:02.323	14.645	28.617	19.061	120.9	1:18:49.528							
17	1:02.105	14.631	28.475	18.999	121.3	1:19:51.633							
18	1:02.230	14.635	28.605	18.990	121.1	1:20:53.863							
19	1:03.515	14.601	29.778	19.136	118.6	1:21:57.378							
20	1:02.703	14.544	29.169	18.990	120.2	1:23:00.081							
21	1:02.113	14.623	28.388	19.102	121.3	1:24:02.194							
22	1:03.120	14.566	28.509	20.045	119.4	1:25:05.314							
23	1:02.397	14.755	28.541	19.101	120.8	1:26:07.711							
24	1:02.239	14.632	28.494	19.113	121.1	1:27:09.950							
25	1:09.889 B	14.825	28.875	26.189	107.8	1:28:19.839							
26	9:09.178	8:19.750	30.146	19.282	13.7	1:37:29.017							
27	1:02.105	14.657	28.467	18.981	121.3	1:38:31.122							
28	1:03.431	14.621	28.401	20.409	118.8	1:39:34.553							
29	1:02.652	15.059	28.427	19.166	120.3	1:40:37.205							
30	1:02.188	14.526	28.494	19.168	121.2	1:41:39.393							
31	1:03.445	14.596	29.800	19.049	118.8	1:42:42.838							
32	1:01.795	14.369	28.498	18.928	121.9	1:43:44.633							
33	1:02.453	14.406	28.787	19.260	120.6	1:44:47.086							
34	1:02.414	14.591	28.673	19.150	120.7	1:45:49.500							
35	1:02.452	14.617	28.636	19.199	120.6	1:46:51.952							

6 Felipe NASR		BRA											
GEOX DRAGON		Penske EV-3											
1	21:00.881	...	37.734	22.804	5.6	21:00.881							
2	1:06.884	17.062	30.145	19.677	112.7	22:07.765							
3	1:16.730 B	14.957	34.856	26.917	98.2	23:24.495							
4	23:32.848	...	31.212	19.615	5.3	46:57.343							
5	1:02.940	14.907	28.825	19.208	119.7	48:00.283							
6	1:01.890	14.535	28.353	19.002	121.7	49:02.173							
7	1:02.033	14.579	28.469	18.985	121.5	50:04.206							
8	1:02.214	14.724	28.467	19.023	121.1	51:06.420							
9	1:02.766	14.579	28.912	19.275	120.0	52:09.186							
10	1:02.058	14.510	28.387	19.161	121.4	53:11.244							
11	1:02.734	14.461	29.000	19.273	120.1	54:13.978							
12	1:03.336	14.520	28.608	20.208	119.0	55:17.314							
13	1:02.812	14.752	28.727	19.333	120.0	56:20.126							
14	1:02.519	14.683	28.567	19.269	120.5	57:22.645							
15	1:02.737	14.649	28.777	19.311	120.1	58:25.382							
16	1:02.624	14.713	28.615	19.296	120.3	59:28.006							
17	1:02.753	14.688	28.787	19.278	120.1	1:00:30.759							
18	1:02.929	14.660	28.955	19.314	119.7	1:01:33.688							
19	1:02.631	14.600	28.634	19.397	120.3	1:02:36.319							
20	1:02.456	14.627	28.511	19.318	120.6	1:03:38.775							
21	1:03.344	14.668	29.181	19.495	119.0	1:04:42.119							
22	1:02.783	14.781	28.743	19.259	120.0	1:05:44.902							
23	1:10.527 B	14.954	29.934	25.639	106.8	1:06:55.429							
24	29:23.990	...	33.334	21.504	4.3	1:36:19.419							
25	1:21.729	27.874	32.685	21.170	92.2	1:37:41.148							
26	1:00.666	14.013	28.058	18.595	124.2	1:38:41.814							
27	1:12.478 B	15.859	30.467	26.152	104.0	1:39:54.292							
28	9:22.730	8:27.927	34.185	20.618	13.4	1:49:17.022							
29	1:00.197	13.910	27.740	18.547	125.2	1:50:17.219							
30	1:11.118 B	15.675	30.089	25.354	105.9	1:51:28.337							
31	21:08.864	...	34.110	21.320	5.9	2:12:37.201							
32	59.610	13.583	27.711	18.316	126.4	2:13:36.811							
33	1:10.548 B	15.353	29.770	25.425	106.8	2:14:47.359							
34	10:08.690	9:15.619	32.522	20.549	12.4	2:24:56.049							
35	59.621	13.518	27.777	18.326	126.4	2:25:55.670							
36	1:08.997 B	15.295	28.893	24.809	109.2	2:27:04.667							
37	11:33.125	...	33.219	21.490	10.9	2:38:37.792							
38	1:16.661 B	17.152	33.308	26.201	98.3	2:39:54.453							
39	8:53.901	8:01.483	32.757	19.661	14.1	2:48:48.354							
40	59.475	13.704	27.563	18.208	126.7	2:49:47.829							
41	1:09.443 B	14.569	29.282	25.592	108.5	2:50:57.272							
42	7:33.715	6:39.565	34.066	20.084	16.6	2:58:30.987							
43	1:24.054	13.624	43.833	26.597	89.6	2:59:55.041							
44	1:00.504	14.076	27.905	18.523	124.5	3:00:55.545							

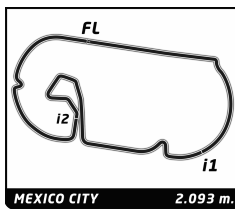


ABB FIA Formula E Championship

Mexico City Testing

Test Session 2

Analysis

Official Timekeeper 

Lap	Time	Sector 1	Sector 2	Sector 3	Kph	Elapsed	Lap	Time	Sector 1	Sector 2	Sector 3	Kph	Elapsed
7 Raffaele MARCIELLO ITA GEOX DRAGON Penske EV-3							2 1:03.801 15.030 29.353 19.418 118.1 4:27.901 3 1:25.563 B 14.763 31.760 39.040 88.1 5:53.464 4 5:31.018 4:40.115 29.369 21.534 22.8 11:24.482 5 1:02.986 15.095 28.789 19.102 119.6 12:27.468 6 1:02.971 15.041 28.598 19.332 119.7 13:30.439 7 1:02.882 14.863 28.750 19.269 119.8 14:33.321 8 1:02.629 14.803 28.545 19.281 120.3 15:35.950 9 1:02.667 14.909 28.528 19.230 120.2 16:38.617 10 1:03.079 14.747 29.060 19.272 119.5 17:41.696 11 1:02.702 14.744 28.794 19.164 120.2 18:44.398 12 1:02.717 14.721 28.758 19.238 120.1 19:47.115 13 1:02.593 14.821 28.594 19.178 120.4 20:49.708 14 1:02.909 14.988 28.720 19.201 119.8 21:52.617 15 1:14.660 B 14.828 31.831 28.001 100.9 23:07.277 16 39:18.392 ... 35.228 24.085 3.2 1:02:25.669 17 1:10.729 ■ 16.978 33.623 20.128 106.5 1:03:36.398 18 1:00.158 ■ 13.929 27.660 18.569 125.3 1:04:36.556 19 1:13.452 ■ 17.245 36.575 19.632 102.6 1:05:50.008 20 1:00.644 ■ 14.341 27.734 18.569 124.2 1:06:50.652 21 1:15.941 B ■ 14.238 30.854 30.849 99.2 1:08:06.593 22 26:50.360 ... 34.337 21.303 4.7 1:34:56.953 23 1:11.924 ■ 17.252 33.634 21.038 104.8 1:36:08.877 24 1:00.516 ■ 14.192 27.697 18.627 124.5 1:37:09.393 25 1:16.449 B ■ 15.022 32.361 29.066 98.6 1:38:25.842 26 25:19.227 ... 33.997 21.506 5.0 2:03:45.069 27 1:11.526 ■ 17.105 33.224 21.197 105.3 2:04:56.595 28 59.674 ■ 13.687 27.701 18.286 126.3 2:05:56.269 29 1:12.797 ■ 17.119 35.097 20.581 103.5 2:07:09.066 30 1:00.317 ■ 14.000 27.761 18.556 124.9 2:08:09.383 31 1:18.370 B ■ 16.047 32.831 29.492 96.1 2:09:27.753 32 19:48.531 ... 33.765 27.285 6.3 2:29:16.284 33 1:08.962 ■ 16.598 31.847 20.517 109.3 2:30:25.246 34 1:00.291 ■ 13.684 28.349 18.258 125.0 2:31:25.537 35 1:13.465 ■ 16.140 36.475 20.850 102.6 2:32:39.002 36 1:00.268 ■ 13.947 27.707 18.614 125.0 2:33:39.270 37 1:17.353 B ■ 16.326 32.911 28.116 97.4 2:34:56.623 38 19:32.692 ... 32.327 20.967 6.4 2:54:29.315 39 1:05.896 ■ 16.510 29.728 19.658 114.3 2:55:35.211 40 59.474 ■ 13.818 27.472 18.184 126.7 2:56:34.685 41 1:15.045 ■ 17.318 36.548 21.179 100.4 2:57:49.730 42 1:00.230 ■ 13.919 27.529 18.782 125.1 2:58:49.960 43 1:01.118 ■ 14.106 28.119 18.893 123.3 2:59:51.078 44 1:16.059 14.799 34.896 26.364 99.1 3:01:07.137						
8 Tom DILLMANN FRA NIO Formula E Team NIO Sport 004							11 Lucas DI GRASSI BRA Audi Sport Abt Schaeffler Formula E Te Audi e-tron FE05						
1 3:24.100 2:33.639 30.547 19.914 34.8 3:24.100							1 14:26.450 ... 32.590 23.557 8.2 14:26.450 2 1:19.707 ■ 16.852 34.765 28.090 94.5 15:46.157 3 1:00.275 ■ 13.748 28.023 18.504 125.0 16:46.432 4 1:07.406 B ■ 15.287 28.277 23.842 111.8 17:53.838 5 28:15.161 ... 29.547 20.564 4.4 46:08.999 6 1:00.038 ■ 13.704 27.806 18.528 125.5 47:09.037 7 1:07.560 B ■ 15.475 28.313 23.772 111.5 48:16.597 8 7:05.132 6:07.515 34.883 22.734 17.7 55:21.729 9 1:16.436 ■ 16.938 35.407 24.091 98.6 56:38.165 10 58.967 ■ 13.592 27.245 18.130 127.8 57:37.132 11 1:07.755 B ■ 15.321 28.193 24.241 111.2 58:44.887 12 38:45.433 ... 29.981 19.257 3.2 1:37:30.320						

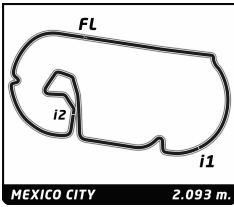


ABB FIA Formula E Championship
Mexico City Testing
Test Session 2

Analysis

Official Timekeeper TAG Heuer

■ 250KW ■ 225KW ■ Personal Best ■ Session Best B Crossing the finish line in pit lane

Lap	Time	Sector 1	Sector 2	Sector 3	Kph	Elapsed	Lap	Time	Sector 1	Sector 2	Sector 3	Kph	Elapsed
13	1:01.747	14.731	28.296	18.720	122.0	1:38:32.067	20	1:13.313	16.981	34.863	21.469	102.8	1:02:13.319
14	1:01.519	14.557	27.996	18.966	122.5	1:39:33.586	21	1:02.670	14.345	29.153	19.172	120.2	1:03:15.989
15	1:01.401	14.530	28.015	18.856	122.7	1:40:34.987	22	1:22.692 B	15.934	34.555	32.203	91.1	1:04:38.681
16	1:01.413	14.656	27.959	18.798	122.7	1:41:36.400	23	32:08.759	...	33.839	21.906	3.9	1:36:47.440
17	1:01.504	14.595	28.099	18.810	122.5	1:42:37.904	24	1:10.253	17.008	32.781	20.464	107.3	1:37:57.693
18	1:01.578	14.500	28.195	18.883	122.4	1:43:39.482	25	59.905	13.785	27.828	18.292	125.8	1:38:57.598
19	1:01.811	14.615	28.283	18.913	121.9	1:44:41.293	26	1:14.402	18.255	35.723	20.424	101.3	1:40:12.000
20	1:01.715	14.562	28.282	18.871	122.1	1:45:43.008	27	1:00.864	14.141	28.011	18.712	123.8	1:41:12.864
21	1:02.038	14.733	28.326	18.979	121.5	1:46:45.046	28	1:25.036 B	17.580	34.407	33.049	88.6	1:42:37.900
22	1:01.835	14.570	28.313	18.952	121.9	1:47:46.881	29	35:37.203	...	36.866	23.281	3.5	2:18:15.103
23	1:01.898	14.542	28.339	19.017	121.7	1:48:48.779	30	1:11.738	17.848	34.026	19.864	105.0	2:19:26.841
24	1:07.015 B	14.673	28.497	23.845	112.4	1:49:55.794	31	1:14.796	13.920	41.488	19.388	100.7	2:20:41.637
25	8:01.090	7:13.467	28.777	18.846	15.7	1:57:56.884	32	1:11.644	13.742	35.375	22.527	105.2	2:21:53.281
26	1:01.329	14.545	28.014	18.770	122.9	1:58:58.213	33	1:14.752	17.418	37.547	19.787	100.8	2:23:08.033
27	1:01.492	14.523	28.186	18.783	122.5	1:59:59.705	34	1:00.727	14.160	27.826	18.741	124.1	2:24:08.760
28	1:06.042	14.543	31.762	19.737	114.1	2:01:05.747	35	1:25.467 B	21.691	34.147	29.629	88.2	2:25:34.227
29	1:01.792	14.582	28.320	18.890	121.9	2:02:07.539	36	25:40.913	...	38.522	22.376	4.9	2:51:15.140
30	1:01.680	14.418	28.342	18.920	122.2	2:03:09.219	37	1:18.395	17.844	38.885	21.666	96.1	2:52:33.535
31	1:01.781	14.499	28.351	18.931	122.0	2:04:11.000	38	59.713	13.808	27.744	18.161	126.2	2:53:33.248
32	1:01.873	14.589	28.382	18.902	121.8	2:05:12.873	39	1:20.545	17.451	42.125	20.969	93.5	2:54:53.793
33	1:01.568	14.512	28.204	18.852	122.4	2:06:14.441	40	1:00.332	14.072	27.772	18.488	124.9	2:55:54.125
34	1:07.003 B	14.520	28.339	24.144	112.5	2:07:21.444	41	1:19.954	17.158	39.521	23.275	94.2	2:57:14.079
35	12:05.921	...	30.010	19.998	10.4	2:19:27.365	42	1:01.269	14.419	28.001	18.849	123.0	2:58:15.348
36	1:02.036	14.449	28.697	18.890	121.5	2:20:29.401	43	1:11.404	16.724	32.530	22.150	105.5	2:59:26.752
37	1:01.709	14.603	28.198	18.908	122.1	2:21:31.110	44	1:01.639	14.568	28.100	18.971	122.2	3:00:28.391
38	1:01.949	14.473	28.481	18.995	121.6	2:22:33.059							
39	1:01.710	14.478	28.261	18.971	122.1	2:23:34.769							
40	1:01.836	14.458	28.454	18.924	121.9	2:24:36.605							
41	1:01.691	14.545	28.249	18.897	122.1	2:25:38.296							
42	1:01.697	14.516	28.220	18.961	122.1	2:26:39.993							
43	1:01.644	14.566	28.131	18.947	122.2	2:27:41.637							
44	1:07.851 B	14.570	28.247	25.034	111.0	2:28:49.488							
45	18:26.668	...	29.374	19.084	6.8	2:47:16.156							
46	1:01.389	14.620	27.926	18.843	122.7	2:48:17.545							
47	1:01.370	14.586	28.012	18.772	122.8	2:49:18.915							
48	1:06.456 B	14.475	28.112	23.869	113.4	2:50:25.371							

16 Oliver TURVEY GBR
 NIO Formula E Team NIO Sport 004

1	3:21.802	2:25.778	34.113	21.911	35.2	3:21.802
2	1:05.244	15.784	29.788	19.672	115.5	4:27.046
3	1:17.650 B	15.226	29.196	33.228	97.0	5:44.696
4	6:02.588	5:10.298	32.355	19.935	20.8	11:47.284
5	1:03.299	15.265	28.846	19.188	119.0	12:50.583
6	1:03.268	15.051	28.959	19.258	119.1	13:53.851
7	1:03.068	14.838	29.022	19.208	119.5	14:56.919
8	1:03.010	14.883	28.899	19.228	119.6	15:59.929
9	1:02.808	14.772	28.689	19.347	120.0	17:02.737
10	1:02.707	14.953	28.614	19.140	120.2	18:05.444
11	1:02.880	14.856	28.767	19.257	119.8	19:08.324
12	1:02.733	14.819	28.775	19.139	120.1	20:11.057
13	1:09.162 B	15.031	28.933	25.198	108.9	21:20.219
14	33:56.767	...	34.301	23.311	3.7	55:16.986
15	1:23.815	22.826	36.544	24.445	89.9	56:40.801
16	1:01.759	14.722	28.124	18.913	122.0	57:42.560
17	1:01.316	14.401	28.036	18.879	122.9	58:43.876
18	1:14.552	17.416	36.647	20.489	101.1	59:58.428
19	1:01.578	14.546	28.122	18.910	122.4	1:01:00.006

17 Gary PAFFETT GBR
 HWA RACELAB Venturi VFE05

1	3:52.290	2:55.109	31.520	25.661	30.6	3:52.290
2	1:00.627	13.904	28.243	18.480	124.3	4:52.917
3	1:19.934 B	16.320	34.975	28.639	94.3	6:12.851
4	8:25.678	7:30.240	34.632	20.806	14.9	14:38.529
5	59.644	13.651	27.776	18.217	126.3	15:38.173
6	1:17.346 B	16.406	34.869	26.071	97.4	16:55.519
7	38:11.976	...	31.899	20.631	3.3	55:07.495
8	59.949	13.861	27.785	18.303	125.7	56:07.444
9	1:14.551 B	16.963	32.391	25.197	101.1	57:21.995
10	9:56.474	8:58.741	33.509	24.224	12.6	1:07:18.469
11	59.453	13.603	27.302	18.548	126.7	1:08:17.922
12	1:41.691 B	19.038	45.455	37.198	74.1	1:09:59.613
13	33:11.347	...	33.703	19.897	3.8	1:43:10.960
14	1:00.033	14.106	27.536	18.391	125.5	1:44:10.993
15	1:15.473 B	18.066	31.692	25.715	99.8	1:45:26.466
16	25:43.822	...	31.835	20.166	4.9	2:11:10.288
17	1:01.759	14.090	28.845	18.824	122.0	2:12:12.047
18	1:32.744	18.624	45.546	28.574	81.2	2:13:44.791
19	1:00.687	14.279	27.766	18.642	124.2	2:14:45.478
20	1:13.425 B	16.437	31.376	25.612	102.6	2:15:58.903
21	19:24.541	...	32.754	20.394	6.5	2:35:23.444
22	59.515	13.939	27.248	18.328	126.6	2:36:22.959
23	1:30.662	18.112	50.908	21.642	83.1	2:37:53.621
24	1:00.687	14.148	27.723	18.816	124.2	2:38:54.308
25	1:03.169	15.520	28.647	19.002	119.3	2:39:57.477
26	1:01.968	14.802	28.198	18.968	121.6	2:40:59.445
27	1:01.732	14.711	28.035	18.986	122.1	2:42:01.177
28	1:02.504	14.781	28.615	19.108	120.5	2:43:03.681
29	1:13.317 B	15.218	32.745	25.354	102.8	2:44:16.998
30	6:19.613	5:29.631	30.732	19.250	19.8	2:50:36.611

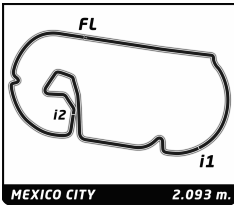


ABB FIA Formula E Championship
Mexico City Testing
Test Session 2

Analysis

Official Timekeeper TAG Heuer

■ 250KW ■ 225KW ■ Personal Best ■ Session Best ■ B Crossing the finish line in pit lane

Lap	Time	Sector 1	Sector 2	Sector 3	Kph	Elapsed	Lap	Time	Sector 1	Sector 2	Sector 3	Kph	Elapsed
31	1:02.064	14.838	28.143	19.083	121.4	2:51:38.675							
32	1:02.390	15.022	28.308	19.060	120.8	2:52:41.065							
33	1:02.093	14.703	28.374	19.016	121.3	2:53:43.158							
34	1:02.310	14.748	28.482	19.080	120.9	2:54:45.468							
35	1:02.517	14.705	28.601	19.211	120.5	2:55:47.985							
36	1:02.736	14.883	28.738	19.115	120.1	2:56:50.721							
37	1:02.763	14.833	28.597	19.333	120.1	2:57:53.484							
38	1:02.489	14.707	28.573	19.209	120.6	2:58:55.973							
39	1:02.660	14.723	28.823	19.114	120.2	2:59:58.633							
40	1:02.268	14.616	28.449	19.203	121.0	3:01:00.901							

19 Felipe MASSA BRA
 Venturi Formula E Team Venturi VFE05

1	5:12.457	4:09.187	40.585	22.685	22.8	5:12.457
2	2:13.487 B	31.998	58.368	43.121	56.4	7:25.944
3	2:00.461	1:02.136	37.506	20.819	62.5	9:26.405
4	1:01.545	14.278	28.441	18.826	122.4	10:27.950
5	1:22.038	20.216	39.206	22.616	91.8	11:49.988
6	1:21.176	14.383	44.894	21.899	92.8	13:11.164
7	1:01.302	14.196	28.174	18.932	122.9	14:12.466
8	1:23.387 B	16.744	37.349	29.294	90.4	15:35.853
9	7:13.286	6:14.301	36.583	22.402	17.4	22:49.139
10	1:28.402 B	13.652	40.897	33.853	85.2	24:17.541
11	27:17.367	...	31.912	19.641	4.6	51:34.908
12	1:02.573	14.839	28.667	19.067	120.4	52:37.481
13	1:02.352	14.738	28.461	19.153	120.8	53:39.833
14	1:02.712	14.623	28.470	19.619	120.1	54:42.545
15	1:01.872	14.641	28.274	18.957	121.8	55:44.417
16	1:02.159	14.563	28.556	19.040	121.2	56:46.576
17	1:02.194	14.537	28.537	19.120	121.1	57:48.770
18	1:02.332	14.613	28.549	19.170	120.9	58:51.102
19	1:04.542	14.574	30.140	19.828	116.7	59:55.644
20	1:02.529	14.848	28.597	19.084	120.5	1:00:58.173
21	1:02.640	14.816	28.578	19.246	120.3	1:02:00.813
22	1:02.630	14.745	28.683	19.202	120.3	1:03:03.443
23	1:02.435	14.677	28.631	19.127	120.7	1:04:05.878
24	1:03.040	14.800	28.893	19.347	119.5	1:05:08.918
25	1:02.481	14.722	28.585	19.174	120.6	1:06:11.399
26	1:02.517	14.604	28.732	19.181	120.5	1:07:13.916
27	1:02.416	14.665	28.626	19.125	120.7	1:08:16.332
28	1:16.622 B	17.195	32.800	26.627	98.3	1:09:32.954
29	:08:36.645	...	34.495	21.081	1.8	2:18:09.599
30	1:09.914	13.582	27.684	28.648	107.8	2:19:19.513
31	1:29.354	20.356	45.515	23.483	84.3	2:20:48.867
32	1:09.252 B	14.126	28.446	26.680	108.8	2:21:58.119
33	14:43.954	...	36.678	20.398	8.5	2:36:42.073
34	1:01.511	13.798	28.829	18.884	122.5	2:37:43.584
35	1:23.055	17.475	44.342	21.238	90.7	2:39:06.639
36	1:12.013 B	14.120	27.629	30.264	104.6	2:40:18.652
37	12:54.640	...	41.868	21.723	9.7	2:53:13.292
38	59.193	13.586	27.326	18.281	127.3	2:54:12.485
39	1:19.473	16.800	38.616	24.057	94.8	2:55:31.958
40	1:00.501	14.166	27.674	18.661	124.5	2:56:32.459
41	1:06.484 B	14.661	27.870	23.953	113.3	2:57:38.943
42	2:10.662	1:09.458	35.598	25.606	57.7	2:59:49.605
43	1:00.386	14.139	27.622	18.625	124.8	3:00:49.991

20 Mitch EVANS NZL
 Panasonic Jaguar Racing Jaguar I-Type III

1	47:06.303	...	31.739	19.958	2.5	47:06.303
2	1:03.729	15.440	29.172	19.117	118.2	48:10.032
3	1:02.834	15.143	28.545	19.146	119.9	49:12.866
4	1:03.394	15.124	29.094	19.176	118.9	50:16.260
5	1:02.723	14.990	28.601	19.132	120.1	51:18.983
6	1:02.839	14.938	28.725	19.176	119.9	52:21.822
7	1:22.948	19.335	37.068	26.545	90.8	53:44.770
8	1:02.394	14.526	28.586	19.282	120.8	54:47.164
9	1:17.034	17.426	39.036	20.572	97.8	56:04.198
10	1:01.871	14.498	28.268	19.105	121.8	57:06.069
11	1:14.566 B	16.283	32.228	26.055	101.0	58:20.635
12	17:04.779	...	38.072	23.638	7.4	1:15:25.414
13	1:14.358	18.349	35.318	20.691	101.3	1:16:39.772
14	59.827	13.930	27.550	18.347	125.9	1:17:39.599
15	1:16.266	16.766	38.629	20.871	98.8	1:18:55.865
16	1:01.055	13.797	28.019	19.239	123.4	1:19:56.920
17	1:14.060 B	16.946	31.174	25.940	101.7	1:21:10.980
18	15:24.714	...	37.897	23.682	8.1	1:36:35.694
19	1:14.089	18.485	35.176	20.428	101.7	1:37:49.783
20	1:03.676	13.923	27.762	21.991	118.3	1:38:53.459
21	1:09.788	17.299	31.684	20.805	108.0	1:40:03.247
22	1:00.228	13.961	27.648	18.619	125.1	1:41:03.475
23	1:20.467 B	16.396	34.156	29.915	93.6	1:42:23.942
24	14:13.968	...	36.970	24.213	8.8	1:56:37.910
25	1:16.674	18.747	37.240	20.687	98.3	1:57:54.584
26	59.181	13.607	27.433	18.141	127.3	1:58:53.765
27	1:16.413 B	15.585	34.919	25.909	98.6	2:00:10.178
28	20:47.441	...	38.931	23.490	6.0	2:20:57.619
29	1:16.637	18.245	35.584	22.808	98.3	2:22:14.256
30	59.396	13.558	27.475	18.363	126.9	2:23:13.652
31	1:17.706 B	16.401	33.866	27.439	97.0	2:24:31.358
32	26:23.367	...	39.998	25.718	4.8	2:50:54.725
33	1:21.687	21.380	38.614	21.693	92.2	2:52:16.412
34	59.041	13.662	27.265	18.114	127.6	2:53:15.453
35	1:15.250 B	15.989	32.458	26.803	100.1	2:54:30.703
36	3:13.053	2:15.285	36.787	20.981	39.0	2:57:43.756
37	59.364	13.641	27.322	18.401	126.9	2:58:43.120
38	1:00.381	13.944	27.873	18.564	124.8	2:59:43.501
39	1:08.446 B	14.048	28.096	26.302	110.1	3:00:51.947

22 Oliver ROWLAND GBR
 Nissan e.dams Nissan IM01

1	1:23.674	31.484	32.034	20.156	85.0	1:23.674
2	1:09.772 B	15.337	29.128	25.307	108.0	2:33.446
3	10:13.095	9:23.066	30.546	19.483	12.3	12:46.541
4	1:08.172 B	15.070	28.351	24.751	110.5	13:54.713
5	12:52.928	...	34.536	20.825	9.7	26:47.641
6	1:06.928	15.629	32.145	19.154	112.6	27:54.569
7	1:31.244 B	14.563	35.146	41.535	82.6	29:25.813
8	23:57.240	...	30.547	19.992	5.2	53:23.053
9	1:00.654	14.399	27.632	18.623	124.2	54:23.707
10	1:01.712	14.423	27.917	19.372	122.1	55:25.419
11	1:07.151	15.209	31.310	20.632	112.2	56:32.570
12	1:01.091	14.270	28.005	18.816	123.3	57:33.661

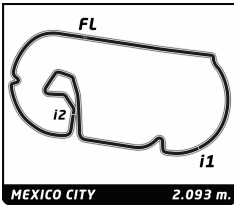


ABB FIA Formula E Championship

Mexico City Testing

Test Session 2

Analysis

Official Timekeeper 

■ 250KW
 ▣ 225KW
 ■ Personal Best
 ■ Session Best
 ■ Crossing the finish line in pit lane

Lap	Time	Sector 1	Sector 2	Sector 3	Kph	Elapsed	Lap	Time	Sector 1	Sector 2	Sector 3	Kph	Elapsed
13	1:01.799	14.508	28.300	18.991	121.9	58:35.460	21	19:18.578	...	33.222	19.836	6.5	2:36:58.673
14	1:11.386 B	15.911	30.718	24.757	105.6	59:46.846	22	59.079	13.732	27.198	18.149	127.5	2:37:57.752
15	9:28.757	8:40.050	29.649	19.058	13.2	1:09:15.603	23	1:17.951 B	16.936	33.808	27.207	96.7	2:39:15.703
16	1:01.472	14.642	28.038	18.792	122.6	1:10:17.075	24	13:22.410	...	33.160	20.828	9.4	2:52:38.113
17	1:01.673	14.687	28.165	18.821	122.2	1:11:18.748	25	59.044	13.611	27.235	18.198	127.6	2:53:37.157
18	1:02.114	14.588	28.351	19.175	121.3	1:12:20.862	26	1:20.407	18.868	38.971	22.568	93.7	2:54:57.564
19	1:02.159	14.702	28.445	19.012	121.2	1:13:23.021	27	1:14.451	20.257	34.525	19.669	101.2	2:56:12.015
20	1:09.735 B	14.965	28.955	25.815	108.0	1:14:32.756	28	1:24.302	31.912	32.659	19.731	89.4	2:57:36.317
21	15:55.819	...	32.696	20.665	1.7	2:30:28.575	29	1:02.839	14.317	28.661	19.861	119.9	2:58:39.156
22	1:04.291	15.431	29.319	19.541	117.2	2:31:32.866	30	1:27.699	14.513	42.344	30.842	85.9	3:00:06.855
23	1:02.702	14.902	28.595	19.205	120.2	2:32:35.568	25 Jean-Eric VERGNE FRA						
24	1:02.069	14.747	28.227	19.095	121.4	2:33:37.637	DS TECHEETAH DS E-TENSE FE19						
25	1:02.135	14.711	28.375	19.049	121.3	2:34:39.772	1	1:34.024	34.575	35.937	23.512	75.6	1:34.024
26	1:02.345	14.717	28.580	19.048	120.9	2:35:42.117	2	1:01.264	14.338	27.992	18.934	123.0	2:35.288
27	1:02.593	14.848	28.599	19.146	120.4	2:36:44.710	3	1:10.474	18.314	31.563	20.597	106.9	3:45.762
28	1:02.350	14.733	28.488	19.129	120.8	2:37:47.060	4	1:18.482	14.294	39.513	24.675	96.0	5:04.244
29	1:04.160	14.791	29.928	19.441	117.4	2:38:51.220	5	1:46.083 B	14.199	50.799	41.085	71.0	6:50.327
30	1:02.962	14.862	28.836	19.264	119.7	2:39:54.182	6	8:00.103	7:01.165	32.811	26.127	15.7	14:50.430
31	1:02.654	14.924	28.643	19.087	120.3	2:40:56.836	7	1:08.340	15.049	33.885	19.406	110.3	15:58.770
32	1:02.463	14.789	28.573	19.101	120.6	2:41:59.299	8	1:12.599	14.118	37.015	21.466	103.8	17:11.369
33	1:02.440	14.717	28.528	19.195	120.7	2:43:01.739	9	1:00.769	14.140	27.836	18.793	124.0	18:12.138
34	1:03.058	14.979	28.845	19.234	119.5	2:44:04.797	10	1:11.601 B	16.789	29.849	24.963	105.2	19:23.739
35	1:02.697	14.689	28.754	19.254	120.2	2:45:07.494	11	26:57.130	...	34.189	20.515	4.7	46:20.869
36	1:02.511	14.772	28.516	19.223	120.5	2:46:10.005	12	59.981	13.787	27.668	18.526	125.6	47:20.850
37	1:02.661	14.747	28.672	19.242	120.2	2:47:12.666	13	1:20.672	16.371	39.301	25.000	93.4	48:41.522
38	1:02.328	14.692	28.536	19.100	120.9	2:48:14.994	14	1:09.116	14.224	33.093	21.799	109.0	49:50.638
39	1:02.692	14.646	28.754	19.292	120.2	2:49:17.686	15	1:06.775 B	14.218	27.747	24.810	112.8	50:57.413
40	1:02.521	14.731	28.642	19.148	120.5	2:50:20.207	16	18:16.812	...	37.693	20.307	6.9	1:09:14.225
41	1:02.611	14.695	28.734	19.182	120.3	2:51:22.818	17	59.548	13.797	27.444	18.307	126.5	1:10:13.773
42	1:03.557	14.981	28.929	19.647	118.6	2:52:26.375	18	1:13.489	16.609	36.230	20.650	102.5	1:11:27.262
43	1:03.723	14.749	29.247	19.727	118.2	2:53:30.098	19	1:14.215	14.065	29.185	30.965	101.5	1:12:41.477
44	1:03.476	14.896	28.888	19.692	118.7	2:54:33.574	20	1:12.788 B	14.112	34.143	24.533	103.5	1:13:54.265
45	1:03.574	14.906	29.276	19.392	118.5	2:55:37.148	21	9:54.301	8:56.334	36.484	21.483	12.7	1:23:48.566
46	1:02.887	14.620	28.852	19.415	119.8	2:56:40.035	22	59.371	13.593	27.593	18.185	126.9	1:24:47.937
47	1:11.547 B	15.072	30.804	25.671	105.3	2:57:51.582	23	1:15.509	17.451	35.851	22.207	99.8	1:26:03.446
23 Sébastien BUEMI CHE							24 1:00.452						
Nissan e.dams Nissan IM01							25 1:13.905 B						
1	23:59.740 B	...	34.528	25.704	4.9	23:59.740	26 15:18.663						
2	27:30.802	...	31.125	19.944	4.6	51:30.542	27 1:20.894						
3	1:01.980	14.605	28.270	19.105	121.6	52:32.522	28 1:00.531						
4	1:17.270	15.281	40.451	21.538	97.5	53:49.792	29 1:11.392 B						
5	1:00.905	14.378	27.705	18.822	123.7	54:50.697	30 32:26.703						
6	1:10.571 B	15.443	29.041	26.087	106.8	56:01.268	31 59.364						
7	14:10.781	...	31.104	21.421	8.9	1:10:12.049	32 1:22.101						
8	1:17.539	25.546	32.417	19.576	97.2	1:11:29.588	33 1:05.324						
9	1:00.532	14.280	27.635	18.617	124.5	1:12:30.120	34 1:07.814 B						
10	1:11.202 B	16.188	30.754	24.260	105.8	1:13:41.322	35 8:13.281						
11	8:44.944	7:54.558	30.851	19.535	14.4	1:22:26.266	36 59.567						
12	59.927	14.020	27.531	18.376	125.7	1:23:26.193	37 1:13.090 B						
13	1:14.310 B	16.690	33.122	24.498	101.4	1:24:40.503	38 11:16.289						
14	22:39.921	...	31.784	20.354	5.5	1:47:20.424	39 style="background-color:purple">58.775						
15	1:12.180	13.936	38.146	20.098	104.4	1:48:32.604	40 1:11.432						
16	59.955	13.924	27.490	18.541	125.7	1:49:32.559	41 1:00.458						
17	1:12.570 B	16.753	31.243	24.574	103.8	1:50:45.129	42 1:08.465 B						
18	24:40.237	...	31.865	19.665	5.1	2:15:25.366	43 13:19.324						
19	59.418	13.700	27.495	18.223	126.8	2:16:24.784							
20	1:15.311 B	16.492	32.483	26.336	100.0	2:17:40.095							

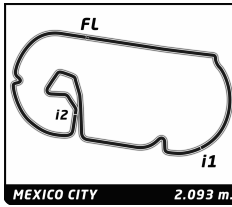


ABB FIA Formula E Championship

Mexico City Testing

Test Session 2

Analysis

Official Timekeeper

■ 250KW ■ 225KW ■ Personal Best ■ Session Best ■ Crossing the finish line in pit lane

Lap	Time	Sector 1	Sector 2	Sector 3	Kph	Elapsed	Lap	Time	Sector 1	Sector 2	Sector 3	Kph	Elapsed	
27	Alexander SIMS GBR							56	1:01.948	14.314	28.589	19.045	121.6	2:59:59.446
	BMW i ANDRETTI MOTORSPORT BMW iFE.18							57	1:08.273 B	14.401	29.033	24.839	110.4	3:01:07.719
1	1:55.066	55.641	35.560	23.865	61.8	1:55.066	1	1:49.220 B	45.470	34.462	29.288	65.1	1:49.220	
2	1:02.173	14.573	29.057	18.543	121.2	2:57.239	2	10:22.836 B	9:17.672	33.899	31.265	12.1	12:12.056	
3	1:14.548	18.107	34.825	21.616	101.1	4:11.787	3	10:59.131	...	32.767	19.733	11.4	23:11.187	
4	1:02.978	14.284	30.004	18.690	119.6	5:14.765	4	1:05.138	15.083	30.814	19.241	115.7	24:16.325	
5	2:14.287 B	38.247	54.629	41.411	56.1	7:29.052	5	1:03.802	14.862	29.643	19.297	118.1	25:20.127	
6	6:40.822	5:43.672	34.876	22.274	18.8	14:09.874	6	1:03.710	14.715	29.873	19.122	118.3	26:23.837	
7	1:00.693	14.372	27.739	18.582	124.1	15:10.567	7	1:03.847	14.589	30.019	19.239	118.0	27:27.684	
8	1:13.903	18.050	34.715	21.138	102.0	16:24.470	8	1:08.820	14.738	30.027	24.055	109.5	28:36.504	
9	1:00.894	14.222	27.985	18.687	123.7	17:25.364	9	2:19.428 B	46.564	51.713	41.151	54.0	30:55.932	
10	1:16.654 B	16.741	32.569	27.344	98.3	18:42.018	10	15:33.862	...	31.050	20.334	8.1	46:29.794	
11	28:07.087	...	35.195	20.769	4.5	46:49.105	11	1:01.645	14.365	28.512	18.768	122.2	47:31.439	
12	1:06.641 B	13.531	27.495	25.615	113.1	47:55.746	12	1:02.563	14.758	28.678	19.127	120.4	48:34.002	
13	11:28.459	...	35.118	20.942	10.9	59:24.205	13	1:02.190	14.568	28.511	19.111	121.2	49:36.192	
14	1:00.457	13.614	27.259	19.584	124.6	1:00:24.662	14	1:02.258	14.640	28.568	19.050	121.0	50:38.450	
15	1:19.458	16.387	40.970	22.101	94.8	1:01:44.120	15	1:02.345	14.589	28.716	19.040	120.9	51:40.795	
16	1:03.850	14.217	27.858	21.775	118.0	1:02:47.970	16	1:02.158	14.526	28.622	19.010	121.2	52:42.953	
17	1:08.460 B	14.651	28.972	24.837	110.1	1:03:56.430	17	1:02.693	14.571	28.886	19.236	120.2	53:45.646	
18	12:20.976	...	30.096	19.346	10.2	1:16:17.406	18	1:02.347	14.441	28.671	19.235	120.9	54:47.993	
19	1:01.505	14.432	28.168	18.905	122.5	1:17:18.911	19	1:02.465	14.596	28.690	19.179	120.6	55:50.458	
20	1:01.710	14.333	28.400	18.977	122.1	1:18:20.621	20	1:02.361	14.562	28.608	19.191	120.8	56:52.819	
21	1:01.497	14.312	28.218	18.967	122.5	1:19:22.118	21	1:02.638	14.599	28.726	19.313	120.3	57:55.457	
22	1:01.741	14.375	28.411	18.955	122.0	1:20:23.859	22	1:02.541	14.521	28.810	19.210	120.5	58:57.998	
23	1:01.884	14.397	28.528	18.959	121.8	1:21:25.743	23	1:02.737	14.627	28.925	19.185	120.1	1:00:00.735	
24	1:02.549	14.638	28.867	19.044	120.5	1:22:28.292	24	1:02.852	14.593	29.005	19.254	119.9	1:01:03.587	
25	1:02.183	14.337	28.704	19.142	121.2	1:23:30.475	25	1:02.391	14.526	28.711	19.154	120.8	1:02:05.978	
26	1:02.387	14.535	28.722	19.130	120.8	1:24:32.862	26	1:03.806	14.484	30.145	19.177	118.1	1:03:09.784	
27	1:02.220	14.498	28.698	19.024	121.1	1:25:35.082	27	1:02.010	14.368	28.545	19.097	121.5	1:04:11.794	
28	1:07.341 B	14.481	28.501	24.359	111.9	1:26:42.423	28	1:04.706	14.414	30.711	19.581	116.4	1:05:16.500	
29	52:32.042	...	29.618	19.187	2.4	2:19:14.465	29	1:02.557	14.652	28.782	19.123	120.4	1:06:19.057	
30	1:01.875	14.839	28.156	18.880	121.8	2:20:16.340	30	1:02.293	14.565	28.651	19.077	121.0	1:07:21.350	
31	1:11.861 B	14.609	29.187	28.065	104.9	2:21:28.201	31	1:18.039	19.676	37.630	20.733	96.6	1:08:39.389	
32	13:33.461	...	31.325	19.469	9.3	2:35:01.662	32	1:01.198	14.158	28.266	18.774	123.1	1:09:40.587	
33	1:14.226	26.922	28.482	18.822	101.5	2:36:15.888	33	1:13.222	16.757	34.632	21.833	102.9	1:10:53.809	
34	1:00.998	14.289	27.891	18.818	123.5	2:37:16.886	34	1:06.923	16.112	29.946	20.865	112.6	1:12:00.732	
35	1:01.779	14.406	28.434	18.939	122.0	2:38:18.665	35	1:15.023	20.463	34.799	19.761	100.4	1:13:15.755	
36	1:01.426	14.348	27.976	19.102	122.7	2:39:20.091	36	1:03.586	13.743	28.115	21.728	118.5	1:14:19.341	
37	1:01.198	14.252	28.058	18.888	123.1	2:40:21.289	37	1:13.131 B	15.213	31.563	26.355	103.0	1:15:32.472	
38	1:01.382	14.396	28.050	18.936	122.8	2:41:22.671	38	45:06.406	...	33.654	19.989	2.8	2:00:38.878	
39	1:01.514	14.309	28.250	18.955	122.5	2:42:24.185	39	59.264	13.736	27.423	18.105	127.1	2:01:38.142	
40	1:01.500	14.413	28.125	18.962	122.5	2:43:25.685	40	1:18.403	15.254	41.615	21.534	96.1	2:02:56.545	
41	1:01.734	14.474	28.185	19.075	122.1	2:44:27.419	41	59.642	13.666	27.711	18.265	126.3	2:03:56.187	
42	1:02.008	14.466	28.449	19.093	121.5	2:45:29.427	42	1:22.477	19.167	42.540	20.770	91.4	2:05:18.664	
43	1:01.934	14.425	28.475	19.034	121.7	2:46:31.361	43	1:00.573	14.138	27.832	18.603	124.4	2:06:19.237	
44	1:01.925	14.471	28.382	19.072	121.7	2:47:33.286	44	1:12.669 B	17.651	30.217	24.801	103.7	2:07:31.906	
45	1:04.252	14.398	28.564	21.290	117.3	2:48:37.538	45	10:08.331	9:12.690	34.460	21.181	12.4	2:17:40.237	
46	1:02.632	14.848	28.757	19.027	120.3	2:49:40.170	46	1:00.978	14.273	27.880	18.825	123.6	2:18:41.215	
47	1:02.754	14.499	29.353	18.902	120.1	2:50:42.924	47	1:17.770	19.850	37.099	20.821	96.9	2:19:58.985	
48	1:01.552	14.256	28.342	18.954	122.4	2:51:44.476	48	1:19.499	27.501	31.803	20.195	94.8	2:21:18.484	
49	1:01.179	14.147	28.243	18.789	123.2	2:52:45.655	49	1:01.486	14.110	28.482	18.894	122.5	2:22:19.970	
50	1:01.630	14.110	28.575	18.945	122.3	2:53:47.285	50	1:13.606	20.233	33.626	19.747	102.4	2:23:33.576	
51	1:02.467	14.291	28.906	19.270	120.6	2:54:49.752	51	1:01.222	14.301	28.139	18.782	123.1	2:24:34.798	
52	1:02.235	14.395	28.607	19.233	121.1	2:55:51.987	52	1:16.933	21.818	34.810	20.305	97.9	2:25:51.731	
53	1:01.887	14.361	28.447	19.079	121.8	2:56:53.874	53	1:01.408	14.275	28.265	18.868	122.7	2:26:53.139	
54	1:01.766	14.314	28.371	19.081	122.0	2:57:55.640								
55	1:01.858	14.291	28.470	19.097	121.8	2:58:57.498								



FIA FORMULA E CHAMPIONSHIP 2018-19

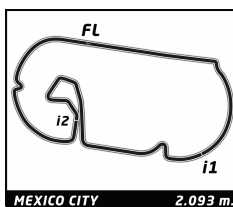


ABB FIA Formula E Championship

Mexico City Testing

Test Session 2

Analysis

Official Timekeeper TAG Heuer

250KW 225KW Personal Best Session Best B Crossing the finish line in pit lane

Lap	Time	Sector 1	Sector 2	Sector 3	Kph	Elapsed	Lap	Time	Sector 1	Sector 2	Sector 3	Kph	Elapsed					
54	1:17.546	19.180	38.239	20.127	97.2	2:28:10.685	48 Edoardo MORTARA CHE						10:12.891	9:10.806	37.284	24.801	11.6	10:12.891
55	1:00.919	14.235	27.906	18.778	123.7	2:29:11.604	Venturi Formula E Team						1:13.053 B	14.000	32.063	26.990	103.1	11:25.944
56	1:13.446 B	17.682	30.291	25.473	102.6	2:30:25.050	Venturi VFE05						14:39.105 B	...	38.884	31.531	8.6	26:05.049
57	16:02.489	...	33.576	20.284	7.8	2:46:27.539	4	46:46.716	...	36.570	23.422	2.7	1:12:51.765					
58	59.969	14.062	27.568	18.339	125.6	2:47:27.508	5	1:00.595	14.153	27.806	18.636	124.3	1:13:52.360					
59	1:14.968	19.561	35.064	20.343	100.5	2:48:42.476	6	1:11.082 B	15.779	30.584	24.719	106.0	1:15:03.442					
60	1:00.007	14.004	27.636	18.367	125.6	2:49:42.483	7	7:11.043	6:17.221	32.116	21.706	17.5	1:22:14.485					
61	1:16.741	18.461	37.460	20.820	98.2	2:50:59.224	8	59.329	13.686	27.500	18.143	127.0	1:23:13.814					
62	1:00.114	13.767	27.903	18.444	125.3	2:51:59.338	9	1:09.507	15.860	33.530	20.117	108.4	1:24:23.321					
63	1:12.667 B	15.799	31.026	25.842	103.7	2:53:12.005	10	1:00.974	14.262	27.978	18.734	123.6	1:25:24.295					
64	9:29.665	8:09.263	44.761	35.641	13.2	3:02:41.670	11	1:10.078	17.658	32.757	19.663	107.5	1:26:34.373					
36 André LOTTERER DEU							64 Jérôme D'AMBROSIO BEL											
DS TECHEETAH DS E-TENSE FE19							MAHINDRA RACING Mahindra M5Electro											
1	18:18.928	...	37.683	20.675	6.5	18:18.928	1	2:53.479 B	1:50.795	34.973	27.711	41.0	2:53.479					
2	1:00.599	14.325	27.734	18.540	124.3	19:19.527	2	6:37.316	5:40.900	32.079	24.337	19.0	9:30.795					
3	1:22.795 B	18.551	35.330	28.914	91.0	20:42.322	3	1:01.441	14.470	28.105	18.866	122.6	10:32.236					
4	25:34.043	...	32.311	20.280	4.9	46:16.365	4	1:24.388	19.767	37.966	26.655	89.3	11:56.624					
5	1:00.793	14.094	28.134	18.565	123.9	47:17.158	5	1:01.502	14.410	28.280	18.812	122.5	12:58.126					
6	1:15.597	17.638	36.995	20.964	99.7	48:32.755	6	1:19.469	19.784	38.630	21.055	94.8	14:17.595					
7	1:00.841	14.126	28.040	18.675	123.8	49:33.596	7	1:01.200	14.334	28.075	18.791	123.1	15:18.795					
8	1:17.547 B	15.566	35.811	26.170	97.2	50:51.143	8	1:11.492	16.604	35.008	19.880	105.4	16:30.287					
9	7:19.384	6:20.324	38.338	20.722	17.1	58:10.527	9	1:01.327	14.272	28.176	18.879	122.9	17:31.614					
10	1:00.047	14.086	27.402	18.559	125.5	59:10.574	10	1:14.822 B	17.143	31.346	26.333	100.7	18:46.436					
11	1:17.307	17.169	36.044	24.094	97.5	1:00:27.881	11	27:41.784	...	39.235	22.043	4.5	46:28.220					
12	1:00.869	14.074	27.718	19.077	123.8	1:01:28.750	12	1:00.553	14.218	27.692	18.643	124.4	47:28.773					
13	1:09.918 B	15.296	29.610	25.012	107.8	1:02:38.668	13	1:32.015	16.714	53.870	21.431	81.9	49:00.788					
14	5:29.763	4:30.503	37.422	21.838	22.8	1:08:08.431	14	1:00.906	14.202	27.874	18.830	123.7	50:01.694					
15	59.552	13.672	27.591	18.289	126.5	1:09:07.983	15	1:15.429	15.882	36.052	23.495	99.9	51:17.123					
16	1:18.679 B	15.601	37.587	25.491	95.8	1:10:26.662	16	1:01.126	14.264	28.034	18.828	123.3	52:18.249					
17	52:01.442	...	36.599	20.572	2.4	2:02:28.104	17	1:36.810	17.427	57.923	21.460	77.8	53:55.059					
18	1:00.335	14.257	27.617	18.461	124.9	2:03:28.439	18	1:01.115	14.254	27.929	18.932	123.3	54:56.174					
19	1:23.745	21.963	40.894	20.888	90.0	2:04:52.184	19	1:16.955	18.988	35.918	22.049	97.9	56:13.129					
20	1:00.585	14.110	27.611	18.864	124.4	2:05:52.769							1:12.288	17.476	34.249	20.563	104.2	2:59:21.779
21	1:16.600 B	15.919	32.122	28.559	98.4	2:07:09.369							1:00.002	13.862	27.736	18.404	125.6	3:00:21.781
22	5:09.640	4:04.917	41.692	23.031	24.3	2:12:19.009												
23	1:00.103	13.749	27.890	18.464	125.4	2:13:19.112												
24	1:18.413 B	16.220	35.746	26.447	96.1	2:14:37.525												
25	10:41.179	9:42.111	35.419	23.649	11.8	2:25:18.704												
26	1:01.010	14.209	28.065	18.736	123.5	2:26:19.714												
27	1:01.323	14.454	28.073	18.796	122.9	2:27:21.037												
28	1:00.761	14.177	27.841	18.743	124.0	2:28:21.798												
29	1:08.561 B	15.789	28.989	23.783	109.9	2:29:30.359												
30	4:58.345	3:59.437	36.507	22.401	25.3	2:34:28.704												
31	58.957	13.589	27.176	18.192	127.8	2:35:27.661												
32	1:23.925	18.527	37.570	27.828	89.8	2:36:51.586												
33	1:24.956	24.245	39.619	21.092	88.7	2:38:16.542												
34	59.888	13.945	27.262	18.681	125.8	2:39:16.430												
35	1:15.526 B	16.851	32.911	25.764	99.8	2:40:31.956												
36	6:33.381	5:36.811	36.020	20.550	19.2	2:47:05.337												
37	59.998	14.216	27.390	18.392	125.6	2:48:05.335												
38	1:01.113	14.423	28.022	18.668	123.3	2:49:06.448												
39	1:01.787	14.086	28.952	18.749	121.9	2:50:08.235												
40	1:07.169 B	14.159	28.614	24.396	112.2	2:51:15.404												
41	11:07.961	9:48.467	46.632	32.862	11.3	3:02:23.365												

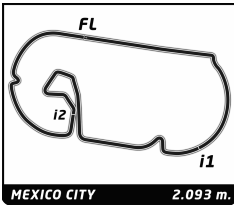


ABB FIA Formula E Championship

Mexico City Testing

Test Session 2

Analysis

Official Timekeeper TAG Heuer

■ 250KW
 ■ 225KW
 ■ Personal Best
 ■ Session Best
 ■ B Crossing the finish line in pit lane

Lap	Time	Sector 1	Sector 2	Sector 3	Kph	Elapsed	Lap	Time	Sector 1	Sector 2	Sector 3	Kph	Elapsed
20	1:15.654	18.947	37.002	19.705	99.6	57:28.783	29	1:00.687	14.240	27.745	18.702	124.2	1:34:23.292
21	1:07.828 B	14.219	28.513	25.096	111.1	58:36.611	30	1:08.554 B	14.514	29.030	25.010	109.9	1:35:31.846
22	7:03.828	6:07.968	35.834	20.026	17.8	1:05:40.439	31	8:35.350	7:44.013	31.669	19.668	14.6	1:44:07.196
23	1:00.029	14.165	27.400	18.464	125.5	1:06:40.468	32	1:09.234 ■	14.641	31.677	22.916	108.8	1:45:16.430
24	1:06.627	15.172	32.038	19.417	113.1	1:07:47.095	33	59.142 ■	13.645	27.326	18.171	127.4	1:46:15.572
25	1:02.110	14.858	28.231	19.021	121.3	1:08:49.205	34	1:14.429 B ■	15.702	33.555	25.172	101.2	1:47:30.001
26	1:12.469 B	14.972	29.600	27.897	104.0	1:10:01.674	35	16:09.716	...	30.974	20.596	7.8	2:03:39.717
27	47:21.103	...	37.754	21.418	2.7	1:57:22.777	36	1:00.308 ■	14.055	27.734	18.519	124.9	2:04:40.025
28	1:00.183	14.149	27.440	18.594	125.2	1:58:22.960	37	1:00.998 ■	14.181	28.066	18.751	123.5	2:05:41.023
29	1:17.776 B	16.447	34.586	26.743	96.9	1:59:40.736	38	1:08.015 B	14.250	28.215	25.550	110.8	2:06:49.038
30	12:41.722	...	39.709	23.161	9.9	2:12:22.458	39	11:43.462	...	31.843	20.996	10.7	2:18:32.500
31	1:00.202	14.026	27.593	18.583	125.2	2:13:22.660	40	1:10.048 ■	16.512	33.160	20.376	107.6	2:19:42.548
32	1:11.621 B	16.470	30.195	24.956	105.2	2:14:34.281	41	59.558 ■	13.773	27.427	18.358	126.5	2:20:42.106
33	11:13.957	...	34.484	20.155	11.2	2:25:48.238	42	1:11.972 B ■	15.430	30.550	25.992	104.7	2:21:54.078
34	1:00.319	14.101	27.494	18.724	124.9	2:26:48.557	43	34:29.378	...	38.195	20.964	3.6	2:56:23.456
35	1:11.037 B	16.136	29.421	25.480	106.1	2:27:59.594	44	1:03.936 ■	15.033	29.589	19.314	117.8	2:57:27.392
36	6:56.387	6:01.418	35.065	19.904	18.1	2:34:55.981	45	1:07.373 ■	13.620	27.209	26.544	111.8	2:58:34.765
37	1:00.063	14.173	27.456	18.434	125.4	2:35:56.044	46	1:19.095 ■	17.218	41.964	19.913	95.3	2:59:53.860
38	1:10.830	16.251	33.268	21.311	106.4	2:37:06.874	47	59.155 ■	13.598	27.324	18.233	127.4	3:00:53.015
39	1:00.430	14.072	27.759	18.599	124.7	2:38:07.304							
40	1:05.245	14.964	29.628	20.653	115.5	2:39:12.549							
41	1:02.242	14.816	28.196	19.230	121.1	2:40:14.791							
42	1:01.783	14.773	28.091	18.919	122.0	2:41:16.574							
43	1:02.397	14.970	28.530	18.897	120.8	2:42:18.971							
44	1:01.747	14.658	28.140	18.949	122.0	2:43:20.718							
45	1:06.856 B	14.659	28.266	23.931	112.7	2:44:27.574							
46	17:44.154	...	42.444	40.125	7.1	3:02:11.728							

66 Daniel ABT		DEU					
Audi Sport Abt Schaeffler Formula E Te		Audi e-tron FE05					
1	1:51.489	1:00.748	31.067	19.674	63.8	1:51.489	
2	1:02.949	15.089	28.711	19.149	119.7	2:54.438	
3	1:02.459	14.805	28.452	19.202	120.6	3:56.897	
4	1:02.475	14.743	28.607	19.125	120.6	4:59.372	
5	1:44.084 B	14.716	47.775	41.593	72.4	6:43.456	
6	2:35.504	1:46.737	29.601	19.166	48.5	9:18.960	
7	1:10.566	14.502	31.525	24.539	106.8	10:29.526	
8	1:05.560	16.051	28.687	20.822	114.9	11:35.086	
9	1:02.782	15.080	28.608	19.094	120.0	12:37.868	
10	1:02.841	14.657	29.015	19.169	119.9	13:40.709	
11	1:04.145	14.933	29.723	19.489	117.5	14:44.854	
12	1:08.929 B	14.760	29.244	24.925	109.3	15:53.783	
13	10:31.790	9:35.794	36.585	19.411	11.9	26:25.573	
14	1:04.578	14.923	30.558	19.097	116.7	27:30.151	
15	1:07.711	14.787	29.896	23.028	111.3	28:37.862	
16	2:18.943 B	46.633	51.234	41.076	54.2	30:56.805	
17	15:13.256	...	32.110	20.456	8.3	46:10.061	
18	1:02.433	14.650	28.728	19.055	120.7	47:12.494	
19	1:01.745	14.597	28.285	18.863	122.0	48:14.239	
20	1:02.137	14.669	28.436	19.032	121.3	49:16.376	
21	1:02.136	14.655	28.357	19.124	121.3	50:18.512	
22	1:02.038	14.536	28.388	19.114	121.5	51:20.550	
23	1:02.190	14.589	28.555	19.046	121.2	52:22.740	
24	1:07.873 B	14.641	28.656	24.576	111.0	53:30.613	
25	36:31.775	...	31.389	22.171	3.4	1:30:02.388	
26	1:09.513 ■	16.999	31.649	20.865	108.4	1:31:11.901	
27	1:09.555 ■	14.112	30.289	25.154	108.3	1:32:21.456	
28	1:01.149	14.420	28.045	18.684	123.2	1:33:22.605	

94 Pascal WEHRLEIN		DEU					
MAHINDRA RACING		Mahindra M5Electro					
1	10:00.977	9:00.838	37.387	22.752	11.8	10:00.977	
2	1:20.975	20.717	39.619	20.639	93.1	11:21.952	
3	1:02.411	14.393	29.070	18.948	120.7	12:24.363	
4	1:28.722	21.050	44.060	23.612	84.9	13:53.085	
5	1:07.527	14.255	33.250	20.022	111.6	15:00.612	
6	1:14.889 B	15.442	30.047	29.400	100.6	16:15.501	
7	32:42.022	...	37.508	22.739	3.8	48:57.523	
8	1:04.868	14.262	27.997	22.609	116.2	50:02.391	
9	1:26.938	23.946	42.387	20.605	86.7	51:29.329	
10	1:00.804	14.106	27.834	18.864	123.9	52:30.133	
11	1:08.102	15.951	30.934	21.217	110.6	53:38.235	
12	1:10.830 B	14.153	28.195	28.482	106.4	54:49.065	
13	15:20.190	...	37.685	20.639	8.2	1:10:09.255	
14	59.592 ■	13.750	27.583	18.259	126.4	1:11:08.847	
15	1:19.653 ■	17.535	41.728	20.390	94.6	1:12:28.500	
16	1:00.322	14.111	27.745	18.466	124.9	1:13:28.822	
17	1:16.479 B	16.843	34.063	25.573	98.5	1:14:45.301	
18	9:41.916 ■	8:34.291	40.026	27.599	12.9	1:24:27.217	
19	1:25.746 ■	13.893	47.351	24.502	87.9	1:25:52.963	
20	1:00.197	14.166	27.616	18.415	125.2	1:26:53.160	
21	1:22.415 B	18.980	37.274	26.161	91.4	1:28:15.575	
22	11:09.266 ■	...	37.672	21.276	11.3	1:39:24.841	
23	59.595 ■	13.793	27.470	18.332	126.4	1:40:24.436	
24	1:25.464 ■	17.877	43.248	24.339	88.2	1:41:49.900	
25	1:00.231	14.092	27.597	18.542	125.1	1:42:50.131	
26	1:22.410 B	17.456	35.138	29.816	91.4	1:44:12.541	
27	10:28.388 ■	9:25.874	40.425	22.089	12.0	1:54:40.929	
28	59.431 ■	13.723	27.410	18.298	126.8	1:55:40.360	
29	1:17.116 ■	16.898	39.321	20.897	97.7	1:56:57.476	
30	1:17.126	14.055	40.336	22.735	97.7	1:58:14.602	
31	1:00.235	14.071	27.684	18.480	125.1	1:59:14.837	
32	1:17.186 B	16.097	33.569	27.520	97.6	2:00:32.023	
33	36:51.378	...	33.930	25.670	3.4	2:37:23.401	
34	1:10.841 ■	18.229	31.184	21.428	106.4	2:38:34.242	
35	58.873 ■	13.594	27.155	18.124	128.0	2:39:33.115	
36	1:20.654 ■	18.630	38.758	23.266	93.4	2:40:53.769	



FIA FORMULA E
CHAMPIONSHIP
2018-19

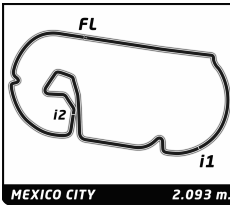


ABB FIA Formula E Championship

Mexico City Testing

Test Session 2

Analysis

Official Timekeeper TAGHeuer

250KW 225KW Personal Best Session Best Crossing the finish line in pit lane

Lap	Time	Sector 1	Sector 2	Sector 3	Kph	Elapsed	Lap	Time	Sector 1	Sector 2	Sector 3	Kph	Elapsed
37	59.954	14.214	27.416	18.324	125.7	2:41:53.723							
38	1:22.188 B	16.428	38.027	27.733	91.7	2:43:15.911							
39	12:45.705	...	38.007	20.396	9.8	2:56:01.616							
40	1:17.507	17.881	38.726	20.900	97.2	2:57:19.123							
41	1:07.056	13.527	27.263	26.266	112.4	2:58:26.179							
42	1:12.683	17.802	35.172	19.709	103.7	2:59:38.862							
43	59.926	14.212	27.382	18.332	125.7	3:00:38.788							