



FIA FORMULA E
CHAMPIONSHIP
2018-19

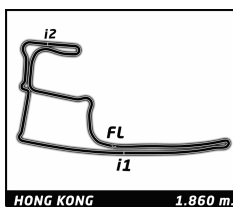


ABB FIA Formula E Championship

Round 5 - Hong Kong ePrix

Free Practice 1

Analysis

Official Timekeeper TAG Heuer

■ 250KW
 ■ 225KW
 ■ Personal Best
 ■ Session Best
 ■ B Crossing the finish line in pit lane

Lap	Time	Sector 1	Sector 2	Sector 3	Kph	Elapsed	Lap	Time	Sector 1	Sector 2	Sector 3	Kph	Elapsed	
2	Sam BIRD GBR							4	Robin FRIJNS NLD					
	Envision Virgin Racing Audi e-tron FE05								Envision Virgin Racing Audi e-tron FE05					
1	1:43.292	39.806	30.461	33.025	61.3	1:43.292	1	1:35.723	34.515	28.993	32.215	66.1	1:35.723	
2	1:19.369	22.149	26.001	31.219	84.4	3:02.661	2	1:21.452	21.894	26.692	32.866	82.2	2:57.175	
3	1:19.089	22.081	26.529	30.479	84.7	4:21.750	3	1:14.792	20.409	24.600	29.783	89.5	4:11.967	
4	1:14.471	20.360	24.867	29.244	89.9	5:36.221	4	1:19.706	21.085	27.755	30.866	84.0	5:31.673	
5	1:46.469	39.946	36.941	29.582	62.9	7:22.690	5	1:46.378	32.788	40.896	32.694	62.9	7:18.051	
6	1:14.857	20.938	24.608	29.311	89.5	8:37.547	6	1:12.072	19.653	23.854	28.565	92.9	8:30.123	
7	1:13.646	19.980	24.277	29.389	90.9	9:51.193	7	1:13.518	19.826	24.744	28.948	91.1	9:43.641	
8	1:14.024	20.045	24.964	29.015	90.5	11:05.217	8	1:13.649	19.930	24.771	28.948	90.9	10:57.290	
9	1:13.590	20.275	24.450	28.865	91.0	12:18.807	9	1:13.846	19.911	25.198	28.737	90.7	12:11.136	
10	1:15.352	20.115	25.371	29.866	88.9	13:34.159	10	1:16.573	19.877	25.476	31.220	87.4	13:27.709	
11	1:17.000	20.208	25.237	31.555	87.0	14:51.159	11	1:13.129	19.531	23.881	29.717	91.6	14:40.838	
12	1:12.233	19.604	23.856	28.773	92.7	16:03.392	12	1:14.578	20.272	24.643	29.663	89.8	15:55.416	
13	1:16.903	20.883	25.914	30.106	87.1	17:20.295	13	1:12.528	19.811	24.043	28.674	92.3	17:07.944	
14	8:52.958 B	19.865	23.682	8:09.411	12.6	26:13.253	14	6:42.164 B	20.028	24.099	5:58.037	16.6	23:50.108	
15	1:24.850	26.472	28.387	29.991	78.9	27:38.103	15	1:31.848	29.930	27.711	34.207	72.9	25:21.956	
16	1:13.893	20.040	24.250	29.603	90.6	28:51.996	16	1:18.025	21.396	26.468	30.161	85.8	26:39.981	
17	1:12.290	19.904	23.906	28.480	92.6	30:04.286	17	1:26.614	33.407	23.935	29.272	77.3	28:06.595	
18	1:31.783	25.806	27.020	38.957	73.0	31:36.069	18	1:13.162	19.451	25.371	28.340	91.5	29:19.757	
19	1:11.570	19.442	23.728	28.400	93.6	32:47.639	19	1:15.448	20.143	25.031	30.274	88.7	30:35.205	
20	5:54.503 B	19.922	23.871	5:10.710	18.9	38:42.142	20	1:11.001	19.338	23.370	28.293	94.3	31:46.206	
21	1:20.222	25.329	25.828	29.065	83.5	40:02.364	21	7:23.139 B	20.485	25.807	6:36.847	15.1	39:09.345	
22	1:19.359	20.193	25.618	33.548	84.4	41:21.723	22	1:29.459	31.735	28.034	29.690	74.8	40:38.804	
23	1:12.717	19.042	25.313	28.362	92.1	42:34.440	23	1:16.285	19.781	24.747	31.757	87.8	41:55.089	
24	1:14.197	19.994	25.487	28.716	90.2	43:48.637	24	1:09.957	19.225	23.065	27.667	95.7	43:05.046	
25	1:10.724	19.517	23.412	27.795	94.7	44:59.361	25	1:22.812	20.585	25.243	36.984	80.9	44:27.858	
26	1:24.682	19.775	25.313	39.594	79.1	46:24.043	26	1:14.090	20.604	24.201	29.285	90.4	45:41.948	
3	Nelson PIQUET BRA							5	Stoffel VANDOORNE BEL					
	Panasonic Jaguar Racing Jaguar I-Type III								HWA RACELAB Venturi VFE05					
1	2:38.263	1:31.603	33.508	33.152	40.0	2:38.263	1	2:26.266	1:22.015	32.468	31.783	43.3	2:26.266	
2	1:18.266	21.275	26.915	30.076	85.6	3:56.529	2	1:16.850	21.405	25.878	29.567	87.1	3:43.116	
3	1:16.958	20.902	26.196	29.860	87.0	5:13.487	3	1:15.526	21.164	25.096	29.266	88.7	4:58.642	
4	1:38.848	20.429	37.488	40.931	67.7	6:52.335	4	1:33.542	20.672	27.730	45.140	71.6	6:32.184	
5	1:14.570	20.321	24.978	29.271	89.8	8:06.905	5	1:26.394	24.288	26.603	35.503	77.5	7:58.578	
6	1:16.438	20.340	26.434	29.664	87.6	9:23.343	6	1:14.327	20.662	24.858	28.807	90.1	9:12.905	
7	1:28.111	22.147	36.695	29.269	76.0	10:51.454	7	1:13.143	20.272	24.207	28.664	91.5	10:26.048	
8	1:14.687	20.200	24.714	29.773	89.7	12:06.141	8	1:21.271	20.750	29.502	31.019	82.4	11:47.319	
9	1:14.342	20.310	24.798	29.234	90.1	13:20.483	9	1:46.384	20.320	56.140	29.924	62.9	13:33.703	
10	1:17.609	20.174	28.332	29.103	86.3	14:38.092	10	1:12.568	20.166	23.882	28.520	92.3	14:46.271	
11	1:12.950	19.879	24.075	28.996	91.8	15:51.042	11	1:16.656	19.963	27.008	29.685	87.4	16:02.927	
12	1:15.433	19.804	24.355	31.274	88.8	17:06.475	12	1:11.984	19.698	23.868	28.418	93.0	17:14.911	
13	1:12.470	19.760	24.101	28.609	92.4	18:18.945	13	1:18.074	19.747	26.894	31.433	85.8	18:32.985	
14	1:15.760	19.590	24.872	31.298	88.4	19:34.705	14	1:11.543	19.544	23.574	28.425	93.6	19:44.528	
15	1:12.011	19.762	23.820	28.429	93.0	20:46.716	15	1:16.272	20.230	26.318	29.724	87.8	21:00.800	
16	1:16.715	19.683	23.871	33.161	87.3	22:03.431	16	1:15.659	19.779	23.642	32.238	88.5	22:16.459	
17	1:12.939	20.096	24.190	28.653	91.8	23:16.370	17	1:16.163	19.521	25.935	30.707	87.9	23:32.622	
18	14:09.258 B	21.084	24.428	...	7.9	37:25.628	18	1:11.223	19.545	23.607	28.071	94.0	24:43.845	
19	1:25.129	26.490	29.247	29.392	78.7	38:50.757	19	7:12.843 B	20.227	24.066	6:28.550	15.5	31:56.688	
20	1:51.727	53.919	26.874	30.934	59.9	40:42.484	20	1:28.577	27.049	30.129	31.399	75.6	33:25.265	
21	1:13.963	21.280	23.724	28.959	90.5	41:56.447	21	1:13.066	20.355	24.020	28.691	91.6	34:38.331	
22	1:12.689	20.029	23.996	28.664	92.1	43:09.136	22	1:13.076	20.671	23.893	28.512	91.6	35:51.407	
23	1:19.215	19.727	23.761	35.727	84.5	44:28.351	23	1:11.205	19.473	23.658	28.074	94.0	37:02.612	
24	1:11.021	19.331	23.507	28.183	94.3	45:39.372	24	1:31.479	32.404	27.271	31.804	73.2	38:34.091	
							25	1:17.876	19.803	23.879	34.194	86.0	39:51.967	



FIA FORMULA E CHAMPIONSHIP 2018-19

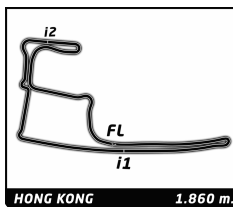


ABB FIA Formula E Championship

Round 5 - Hong Kong ePrix

Free Practice 1

Analysis

Official Timekeeper TAGHeuer

250KW 225KW Personal Best Session Best B Crossing the finish line in pit lane

Lap	Time	Sector 1	Sector 2	Sector 3	Kph	Elapsed	Lap	Time	Sector 1	Sector 2	Sector 3	Kph	Elapsed
26	1:10.691	18.944	23.458	28.289	94.7	41:02.658	22	1:18.128	22.972	26.161	28.995	85.7	36:38.979
27	1:19.206	19.781	25.584	33.841	84.5	42:21.864	23	1:10.908	19.474	23.150	28.284	94.4	37:49.887
28	1:10.711	19.441	23.419	27.851	94.7	43:32.575	24	3:52.627 B	20.709	33.101	2:58.817	28.8	41:42.514
29	1:10.567	19.510	23.449	27.608	94.9	44:43.142	25	1:19.788	25.385	25.211	29.192	83.9	43:02.302
30	1:19.842	19.529	25.561	34.752	83.9	46:02.984	26	1:17.480	19.926	23.862	33.692	86.4	44:19.782

6 Felipe NAsR		BRA				
GEOX DRAGON		Penske EV-3				
1	2:05.052	1:03.937	29.461	31.654	50.6	2:05.052
2	1:28.722	21.394	27.799	39.529	75.5	3:33.774
3	1:28.730	21.229	26.291	41.210	75.5	5:02.504
4	1:37.239	21.074	31.519	44.646	68.9	6:39.743
5	1:16.972	20.830	25.269	30.873	87.0	7:56.715
6	1:23.523	21.164	30.427	31.932	80.2	9:20.238
7	1:23.769	20.245	26.753	36.771	79.9	10:44.007
8	1:14.517	20.378	24.770	29.369	89.9	11:58.524
9	1:21.267	21.194	28.291	31.782	82.4	13:19.791
10	1:13.342	19.789	24.425	29.128	91.3	14:33.133
11	1:14.221	19.954	24.995	29.272	90.2	15:47.354
12	1:13.741	20.783	24.398	28.560	90.8	17:01.095
13	1:25.247	21.676	32.248	31.323	78.5	18:26.342
14	1:12.455	19.941	24.088	28.426	92.4	19:38.797
15	8:57.458 B	20.298	26.473	8:10.687	12.5	28:36.255
16	1:26.087	28.795	27.290	30.002	77.8	30:02.342
17	1:20.927	20.442	25.626	34.859	82.7	31:23.269
18	1:13.556	20.212	24.393	28.951	91.0	32:36.825
19	1:12.829	19.998	24.020	28.811	91.9	33:49.654
20	1:23.490	19.796	29.311	34.383	80.2	35:13.144
21	1:11.731	19.757	23.608	28.366	93.3	36:24.875
22	4:51.795 B	21.343	25.253	4:05.199	22.9	41:16.670
23	1:28.022	29.295	28.487	30.240	76.1	42:44.692
24	1:13.688	20.143	24.220	29.325	90.9	43:58.380
25	1:11.321	19.514	23.703	28.104	93.9	45:09.701

7 José Maria LOPEZ		ARG				
GEOX DRAGON		Penske EV-3				
1	1:59.325	53.369	31.327	34.629	53.0	1:59.325
2	1:21.278	21.831	28.208	31.239	82.4	3:20.603
3	1:30.362	30.278	29.528	30.556	74.1	4:50.965
4	1:32.731	20.812	26.911	45.008	72.2	6:23.696
5	1:28.407	28.556	26.264	33.587	75.7	7:52.103
6	1:16.549	20.849	26.388	29.312	87.5	9:08.652
7	1:14.179	20.311	24.350	29.518	90.3	10:22.831
8	1:13.150	19.934	24.000	29.216	91.5	11:35.981
9	1:21.565	20.112	32.046	29.407	82.1	12:57.546
10	1:15.278	19.880	26.652	28.746	89.0	14:12.824
11	1:12.505	19.538	24.418	28.549	92.4	15:25.329
12	8:40.404 B	19.834	24.032	7:56.538	12.9	24:05.733
13	1:27.503	29.801	26.619	31.083	76.5	25:33.236
14	1:14.650	20.224	24.396	30.030	89.7	26:47.886
15	1:12.475	19.813	23.873	28.789	92.4	28:00.361
16	1:11.832	19.892	23.471	28.469	93.2	29:12.193
17	1:12.351	19.852	23.655	28.844	92.5	30:24.544
18	1:21.031	21.068	29.617	30.346	82.6	31:45.575
19	1:11.938	19.898	23.573	28.467	93.1	32:57.513
20	1:11.767	19.710	23.491	28.566	93.3	34:09.280
21	1:11.571	19.774	23.571	28.226	93.6	35:20.851

8 Tom DILLMANN		FRA				
NIO Formula E Team		NIO Sport 004				
1	1:56.164	50.440	30.873	34.851	54.5	1:56.164
2	1:19.260	21.736	26.433	31.091	84.5	3:15.424
3	1:23.066	21.157	26.165	35.744	80.6	4:38.490
4	1:28.563	20.884	25.521	42.158	75.6	6:07.053
5	1:37.065	35.641	30.249	31.175	69.0	7:44.118
6	1:15.850	20.782	25.348	29.720	88.3	8:59.968
7	1:14.483	20.533	24.540	29.410	89.9	10:14.451
8	1:17.810	20.455	25.179	32.176	86.1	11:32.261
9	1:14.644	20.699	24.509	29.436	89.7	12:46.905
10	1:30.440	24.315	31.212	34.913	74.0	14:17.345
11	1:13.002	19.989	24.164	28.849	91.7	15:30.347
12	1:12.989	19.867	24.012	29.110	91.7	16:43.336
13	1:17.475	20.038	24.373	33.064	86.4	18:00.811
14	1:12.953	20.085	24.038	28.830	91.8	19:13.764
15	1:12.937	19.682	24.109	29.146	91.8	20:26.701
16	10:20.489 B	20.294	24.287	9:35.908	10.8	30:47.190
17	1:26.484	29.025	27.230	30.229	77.4	32:13.674
18	1:15.959	20.524	23.979	31.456	88.2	33:29.633
19	1:12.997	19.833	24.418	28.746	91.7	34:42.630
20	1:12.848	19.730	23.956	29.162	91.9	35:55.478
21	1:11.484	19.631	23.663	28.190	93.7	37:06.962
22	1:12.536	19.848	23.822	28.866	92.3	38:19.498
23	1:11.592	19.527	23.563	28.502	93.5	39:31.090
24	1:18.768	19.725	28.192	30.851	85.0	40:49.858
25	1:10.728	19.111	23.488	28.129	94.7	42:00.586
26	1:20.165	21.691	25.043	33.431	83.5	43:20.751
27	1:15.362	19.393	23.579	32.390	88.9	44:36.113
28	1:12.795	19.305	22.922	30.568	92.0	45:48.908

11 Lucas DI GRASSI		BRA				
Audi Sport Abt Schaeffler Formula E Te		Audi e-tron FE05				
1	1:33.349	31.121	29.735	32.493	67.8	1:33.349
2	1:19.927	21.648	27.263	31.016	83.8	2:53.276
3	1:18.096	21.060	26.345	30.691	85.7	4:11.372
4	1:17.011	20.561	26.220	30.230	86.9	5:28.383
5	1:44.157	32.668	41.355	30.134	64.3	7:12.540
6	1:14.887	20.124	25.452	29.311	89.4	8:27.427
7	1:13.239	19.848	24.257	29.134	91.4	9:40.666
8	1:19.742	20.840	26.239	32.663	84.0	11:00.408
9	1:13.120	19.920	24.073	29.127	91.6	12:13.528
10	1:19.209	21.424	28.091	29.694	84.5	13:32.737
11	1:12.516	19.676	23.959	28.881	92.3	14:45.253
12	1:12.478	19.502	23.796	29.180	92.4	15:57.731
13	1:16.430	19.968	24.439	32.023	87.6	17:14.161
14	10:07.732 B	19.542	28.937	9:19.253	11.0	27:01.893
15	1:21.755	25.300	25.816	30.639	81.9	28:43.648
16	1:12.706	19.742	23.893	29.071	92.1	29:56.354
17	1:17.513	19.568	27.324	30.621	86.4	31:13.867

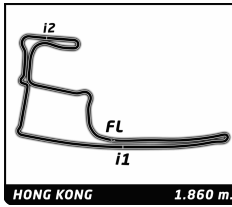


ABB FIA Formula E Championship

Round 5 - Hong Kong ePrix

Free Practice 1

Analysis

Official Timekeeper

■ 250KW ■ 225KW ■ Personal Best ■ Session Best ■ B Crossing the finish line in pit lane

Lap	Time	Sector 1	Sector 2	Sector 3	Kph	Elapsed	Lap	Time	Sector 1	Sector 2	Sector 3	Kph	Elapsed
18	1:11.316	■ 19.261	23.381	28.674	93.9	32:25.183	17	1:11.830	19.716	23.613	28.501	93.2	22:41.909
19	1:17.549	19.838	25.197	32.514	86.3	33:42.732	18	1:11.505	19.634	23.364	28.507	93.6	23:53.414
20	1:15.538	19.590	24.294	31.654	88.6	34:58.270	19	1:11.372	19.457	23.313	28.602	93.8	25:04.786
21	1:11.646	19.273	23.747	28.626	93.5	36:09.916	20	6:09.055 B	20.050	24.259	5:24.746	18.1	31:13.841
22	5:41.263 B	20.370	25.700	4:55.193	19.6	41:51.179	21	1:41.308	32.918	37.009	31.381	66.1	32:55.149
23	1:20.747	26.461	25.278	29.008	82.9	43:11.926	22	1:23.889	22.703	30.061	31.125	79.8	34:19.038
24	1:21.473	19.881	25.744	35.848	82.2	44:33.399	23	1:11.936	19.797	23.810	28.329	93.1	35:30.974
25	1:12.890	■ 19.680	23.336	29.874	91.9	45:46.289	24	1:11.349	19.576	23.512	28.261	93.8	36:42.323

16 Oliver TURVEY		GBR				
NIO Formula E Team		NIO Sport 004				
1	2:18.935	1:16.129	30.337	32.469	45.6	2:18.935
2	1:29.182	23.401	32.996	32.785	75.1	3:48.117
3	1:20.189	21.818	27.129	31.242	83.5	5:08.306
4	1:38.730	21.624	35.831	41.275	67.8	6:47.036
5	1:18.241	21.532	26.601	30.108	85.6	8:05.277
6	1:17.181	21.108	26.144	29.929	86.8	9:22.458
7	1:16.682	21.177	25.682	29.823	87.3	10:39.140
8	1:17.393	21.238	26.285	29.870	86.5	11:56.533
9	1:17.050	21.003	25.104	30.943	86.9	13:13.583
10	1:14.935	20.880	24.925	29.130	89.4	14:28.518
11	1:13.921	20.606	24.593	28.722	90.6	15:42.439
12	1:17.292	20.838	26.318	30.136	86.6	16:59.731
13	1:15.892	20.760	25.326	29.806	88.2	18:15.623
14	1:20.463	21.086	25.257	34.120	83.2	19:36.086
15	1:15.763	20.805	25.239	29.719	88.4	20:51.849
16	1:15.164	20.740	24.967	29.457	89.1	22:07.013
17	10:58.744 B	20.609	26.163	...	10.2	33:05.757
18	1:23.728	26.191	27.522	30.015	80.0	34:29.485
19	1:16.687	21.563	25.824	29.300	87.3	35:46.172
20	1:13.945	20.328	24.733	28.884	90.6	37:00.117
21	1:13.092	20.258	24.121	28.713	91.6	38:13.209
22	1:14.894	■ 20.404	24.588	29.902	89.4	39:28.103
23	1:15.619	■ 20.054	24.733	30.832	88.5	40:43.722
24	1:16.181	■ 20.420	26.708	29.053	87.9	41:59.903
25	1:16.682	20.253	24.313	32.116	87.3	43:16.585
26	1:12.305	■ 19.631	23.760	28.914	92.6	44:28.890
27	1:16.155	■ 21.324	25.224	29.607	87.9	45:45.045

17 Gary PAFETT		GBR				
HWA RACELAB		Venturi VFE05				
1	2:17.116	1:13.856	29.856	33.404	46.2	2:17.116
2	1:19.964	21.360	26.870	31.734	83.7	3:37.080
3	1:18.903	21.907	26.591	30.405	84.9	4:55.983
4	1:33.648	20.578	27.824	45.246	71.5	6:29.631
5	1:20.710	24.390	25.948	30.372	83.0	7:50.341
6	1:14.955	20.440	25.112	29.403	89.3	9:05.296
7	1:13.986	20.624	24.314	29.048	90.5	10:19.282
8	1:13.403	20.223	24.296	28.884	91.2	11:32.685
9	1:14.576	20.544	24.886	29.146	89.8	12:47.261
10	1:13.972	20.602	23.779	29.591	90.5	14:01.233
11	1:12.575	20.146	23.918	28.511	92.3	15:13.808
12	1:16.646	19.621	26.646	30.379	87.4	16:30.454
13	1:12.221	20.057	23.894	28.270	92.7	17:42.675
14	1:13.644	■ 19.691	24.713	29.240	90.9	18:56.319
15	1:11.556	■ 19.307	23.780	28.469	93.6	20:07.875
16	1:22.204	■ 22.276	24.990	34.938	81.5	21:30.079

19 Felipe MASSA		BRA				
Venturi Formula E Team		Venturi VFE05				
1	2:11.095	1:09.102	28.797	33.196	48.3	2:11.095
2	1:25.657	21.546	26.403	37.708	78.2	3:36.752
3	1:17.358	20.974	25.766	30.618	86.6	4:54.110
4	1:33.906	20.608	27.776	45.522	71.3	6:28.016
5	1:28.077	26.919	27.308	33.850	76.0	7:56.093
6	1:14.086	20.293	24.638	29.155	90.4	9:10.179
7	1:15.453	20.640	24.681	30.132	88.7	10:25.632
8	1:12.884	19.911	24.007	28.966	91.9	11:38.516
9	1:17.541	20.161	24.068	33.312	86.4	12:56.057
10	1:12.131	19.590	24.060	28.481	92.8	14:08.188
11	1:11.992	19.603	23.780	28.609	93.0	15:20.180
12	1:21.882	22.397	29.007	30.478	81.8	16:42.062
13	1:12.688	19.577	23.990	29.121	92.1	17:54.750
14	1:12.265	19.785	23.874	28.606	92.7	19:07.015
15	1:14.343	19.502	25.409	29.432	90.1	20:21.358
16	1:13.399	20.056	24.367	28.976	91.2	21:34.757
17	1:12.538	19.706	24.215	28.617	92.3	22:47.295
18	1:11.814	19.500	23.673	28.641	93.2	23:59.109
19	1:10.980	19.529	23.328	28.123	94.3	25:10.089
20	1:16.371	19.495	25.177	31.699	87.7	26:26.460
21	1:14.135	19.432	24.700	30.003	90.3	27:40.595
22	1:18.047	19.406	23.699	34.942	85.8	28:58.642
23	1:10.864	19.570	23.244	28.050	94.5	30:09.506
24	1:22.229	20.069	25.095	37.065	81.4	31:31.735
25	1:11.096	19.540	23.356	28.200	94.2	32:42.831
26	1:10.922	19.478	23.352	28.092	94.4	33:53.753
27	5:08.748 B	19.350	23.829	4:25.569	21.7	39:02.501
28	1:30.820	30.185	26.070	34.565	73.7	40:33.321
29	1:19.417	19.855	23.523	36.039	84.3	41:52.738
30	1:11.047	■ 18.971	23.605	28.471	94.2	43:03.785
31	1:22.145	■ 20.684	23.905	37.556	81.5	44:25.930
32	1:29.995	■ 32.400	24.387	33.208	74.4	45:55.925

20 Mitch EVANS		NZL				
Panasonic Jaguar Racing		Jaguar I-Type III				
1	2:01.117	55.052	30.142	35.923	52.3	2:01.117
2	1:20.026	21.704	27.200	31.122	83.7	3:21.143
3	1:17.678	21.848	25.378	30.452	86.2	4:38.821
4	1:38.698	22.126	32.461	44.111	67.8	6:17.519
5	1:34.053	32.462	27.466	34.125	71.2	7:51.572



FIA FORMULA E CHAMPIONSHIP 2018-19

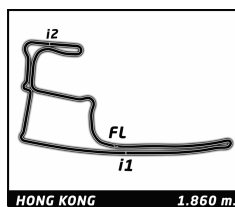


ABB FIA Formula E Championship

Round 5 - Hong Kong ePrix

Free Practice 1

Analysis

Official Timekeeper TAGHeuer

250KW 225KW Personal Best Session Best B Crossing the finish line in pit lane

Lap	Time	Sector 1	Sector 2	Sector 3	Kph	Elapsed	Lap	Time	Sector 1	Sector 2	Sector 3	Kph	Elapsed
6	1:15.307	20.645	24.992	29.670	88.9	9:06.879	8	1:12.074	19.687	23.945	28.442	92.9	11:10.089
7	1:28.478	25.541	31.596	31.341	75.7	10:35.357	9	1:16.191	19.715	25.560	30.916	87.9	12:26.280
8	1:13.568	20.514	24.323	28.731	91.0	11:48.925	10	1:11.682	19.485	23.515	28.682	93.4	13:37.962
9	1:20.213	21.012	28.335	30.866	83.5	13:09.138	11	5:59.616 B	20.916	25.836	5:12.864	18.6	19:37.578
10	1:13.028	19.942	24.001	29.085	91.7	14:22.166	12	1:26.393	28.550	26.348	31.495	77.5	21:03.971
11	1:12.311	19.764	23.800	28.747	92.6	15:34.477	13	1:15.170	20.654	24.933	29.583	89.1	22:19.141
12	1:16.171	21.474	25.821	28.876	87.9	16:50.648	14	1:14.848	20.198	25.227	29.423	89.5	23:33.989
13	1:12.763	19.953	24.066	28.744	92.0	18:03.411	15	1:12.547	19.730	24.092	28.725	92.3	24:46.536
14	1:22.586	23.243	28.251	31.092	81.1	19:25.997	16	1:11.755	19.387	23.948	28.420	93.0	25:58.291
15	1:11.254	19.735	23.337	28.182	94.0	20:37.251	17	1:12.019	19.509	23.756	28.754	93.0	27:10.310
16	1:11.780	19.777	23.488	28.515	93.3	21:49.031	18	7:03.728 B	19.685	23.998	6:20.045	15.8	34:14.038
17	14:42.866 B	22.485	26.090	...	7.6	36:31.897	19	1:21.525	27.159	24.972	29.394	82.1	35:35.563
18	1:37.802	29.358	33.432	35.012	68.5	38:09.699	20	1:11.549	19.493	23.603	28.453	93.6	36:47.112
19	1:30.318	20.093	40.078	30.147	74.1	39:40.017	21	1:12.317	19.830	23.921	28.566	92.6	37:59.429
20	1:45.151	19.732	53.415	32.004	63.7	41:25.168	22	1:10.672	19.337	23.116	28.219	94.7	39:10.101
21	1:11.132	19.632	23.582	27.918	94.1	42:36.300	23	1:17.855	21.507	25.728	30.620	86.0	40:27.956
22	1:14.913	20.868	25.539	28.506	89.4	43:51.213	24	1:10.685	18.959	23.486	28.240	94.7	41:38.641
23	1:10.898	19.403	23.286	28.209	94.4	45:02.111	25	1:14.134	20.459	25.005	28.670	90.3	42:52.775
26	1:09.893	18.870	23.089	27.934	95.8	44:02.668	26	1:14.771	20.036	26.473	28.262	89.6	45:17.439

22 Oliver ROWLAND GBR
Nissan e.dams Nissan IM01

1	2:02.264	1:00.018	30.115	32.131	51.8	2:02.264
2	1:25.680	23.007	27.828	34.845	78.2	3:27.944
3	1:15.887	20.990	25.372	29.525	88.2	4:43.831
4	1:31.141	20.726	24.902	45.513	73.5	6:14.972
5	1:33.691	33.384	26.371	33.936	71.5	7:48.663
6	1:12.555	19.918	24.134	28.503	92.3	9:01.218
7	1:15.960	20.341	25.442	30.177	88.2	10:17.178
8	1:12.347	19.703	23.908	28.736	92.6	11:29.525
9	5:10.165 B	21.100	25.263	4:23.802	21.6	16:39.690
10	1:22.970	26.501	25.594	30.875	80.7	18:02.660
11	1:13.099	19.990	24.351	28.758	91.6	19:15.759
12	1:12.505	19.781	24.295	28.429	92.4	20:28.264
13	1:13.996	19.926	24.601	29.469	90.5	21:42.260
14	1:11.770	19.752	23.834	28.184	93.3	22:54.030
15	1:11.661	19.822	23.633	28.206	93.4	24:05.691
16	1:12.057	19.792	23.956	28.309	92.9	25:17.748
17	1:16.420	21.044	24.617	30.759	87.6	26:34.168
18	1:11.153	19.396	23.795	27.962	94.1	27:45.321
19	8:51.688 B	19.227	24.370	8:08.091	12.6	36:37.009
20	1:25.086	27.545	28.526	29.015	78.7	38:02.095
21	1:13.446	19.522	23.504	30.420	91.2	39:15.541
22	1:14.873	19.483	24.065	31.325	89.4	40:30.414
23	1:15.592	19.288	23.320	32.984	88.6	41:46.006
24	1:10.066	18.890	23.162	28.014	95.6	42:56.072
25	1:16.486	20.483	24.740	31.263	87.5	44:12.558
26	1:09.283	18.593	22.905	27.785	96.6	45:21.841

23 Sébastien BUEMI CHE
Nissan e.dams Nissan IM01

1	1:47.760	44.245	29.968	33.547	58.7	1:47.760
2	1:19.707	22.086	26.931	30.690	84.0	3:07.467
3	1:20.691	20.846	27.087	32.758	83.0	4:28.158
4	1:16.602	20.451	24.677	31.474	87.4	5:44.760
5	1:48.213	45.184	31.488	31.541	61.9	7:32.973
6	1:12.891	19.884	24.172	28.835	91.9	8:45.864
7	1:12.151	19.637	23.924	28.590	92.8	9:58.015

25 Jean-Eric VERGNE FRA
DS TECHEETAH DS E-TENSE FE19

1	2:29.669	1:31.317	27.881	30.471	42.3	2:29.669
2	1:16.150	21.004	25.354	29.792	87.9	3:45.819
3	1:19.434	21.004	27.605	30.825	84.3	5:05.253
4	1:39.318	20.214	34.686	44.418	67.4	6:44.571
5	1:14.574	20.144	25.137	29.293	89.8	7:59.145
6	1:35.168	26.281	36.624	32.263	70.4	9:34.313
7	1:12.433	19.967	23.915	28.551	92.4	10:46.746
8	1:17.693	21.518	25.576	30.599	86.2	12:04.439
9	9:05.247 B	34.375	34.093	7:56.779	12.3	21:09.686
10	1:23.320	26.976	26.656	29.688	80.4	22:33.006
11	1:12.143	19.911	23.961	28.271	92.8	23:45.149
12	1:18.150	22.017	25.256	30.877	85.7	25:03.299
13	1:26.371	22.363	32.039	31.969	77.5	26:29.670
14	1:11.303	19.506	23.699	28.098	93.9	27:40.973
15	1:22.171	21.633	28.485	32.053	81.5	29:03.144
16	1:11.937	19.759	23.582	28.596	93.1	30:15.081
17	1:27.451	19.891	28.462	39.098	76.6	31:42.532
18	1:19.114	19.597	26.290	33.227	84.6	33:01.646
19	1:10.974	19.450	23.592	27.932	94.3	34:12.620
20	1:14.231	19.524	23.639	31.068	90.2	35:26.851
21	1:14.447	20.081	24.788	29.578	89.9	36:41.298
22	4:46.414 B	19.781	24.206	4:02.427	23.4	41:27.712
23	1:22.196	27.133	25.838	29.225	81.5	42:49.908
24	1:19.311	19.466	24.708	35.137	84.4	44:09.219
25	1:09.744	19.055	23.052	27.637	96.0	45:18.963

27 Alexander SIMS GBR
BMW i ANDRETTI MOTORSPORT BMW iFE.18

1	1:50.939	48.935	27.773	34.231	57.0	1:50.939
2	1:17.506	21.162	25.803	30.541	86.4	3:08.445
3	1:28.080	21.472	28.369	38.239	76.0	4:36.525
4	1:20.898	20.435	24.910	35.553	82.8	5:57.423
5	4:46.474 B	41.308	26.675	3:38.491	23.4	10:43.897
6	1:23.885	25.948	25.748	32.189	79.8	12:07.782



FIA FORMULA E
CHAMPIONSHIP
2018-19

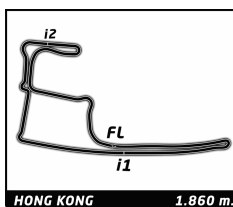


ABB FIA Formula E Championship

Round 5 - Hong Kong ePrix

Free Practice 1

Analysis

Official Timekeeper TAG Heuer

■ 250KW
 ■ 225KW
 ■ Personal Best
 ■ Session Best
 ■ B Crossing the finish line in pit lane

Lap	Time	Sector 1	Sector 2	Sector 3	Kph	Elapsed	Lap	Time	Sector 1	Sector 2	Sector 3	Kph	Elapsed
7	1:14.170	20.359	24.857	28.954	90.3	13:21.952							
8	1:13.378	20.164	24.335	28.879	91.3	14:35.330							
9	1:12.702	19.679	24.090	28.933	92.1	15:48.032							
10	1:15.179	20.799	24.821	29.559	89.1	17:03.211							
11	1:14.218	19.918	25.622	28.678	90.2	18:17.429							
12	1:14.521	19.966	24.928	29.627	89.9	19:31.950							
13	1:12.156	19.801	23.890	28.465	92.8	20:44.106							
14	1:14.093	19.916	24.330	29.847	90.4	21:58.199							
15	1:11.587	19.403	23.728	28.456	93.5	23:09.786							
16	5:35.956 B	19.908	24.090	4:51.958	19.9	28:45.742							
17	1:20.263	24.385	24.652	31.226	83.4	30:06.005							
18	1:13.073	19.951	24.223	28.899	91.6	31:19.078							
19	1:12.542	19.830	23.748	28.964	92.3	32:31.620							
20	1:11.867	19.572	23.831	28.464	93.2	33:43.487							
21	1:17.859	19.825	26.455	31.579	86.0	35:01.346							
22	1:30.561	32.615	25.810	32.136	73.9	36:31.907							
23	1:12.769	19.690	24.379	28.700	92.0	37:44.676							
24	1:15.979	19.829	25.565	30.585	88.1	39:00.655							
25	1:11.953	19.808	23.999	28.146	93.1	40:12.608							
26	1:15.855	19.529	25.082	31.244	88.3	41:28.463							
27	1:19.904	21.905	28.004	29.995	83.8	42:48.367							
28	1:10.382	18.852	23.495	28.035	95.1	43:58.749							
29	1:13.357	19.866	24.511	28.980	91.3	45:12.106							

28 Antonio Felix DA COSTA		PRT											
BMW i ANDRETTI MOTORSPORT		BMW iFE.18											
1	2:43.527	1:44.745	27.660	31.122	38.7	2:43.527							
2	1:16.620	20.844	26.137	29.639	87.4	4:00.147							
3	1:15.270	20.895	24.947	29.428	89.0	5:15.417							
4	1:39.754	21.470	39.378	38.906	67.1	6:55.171							
5	1:14.536	20.375	25.047	29.114	89.8	8:09.707							
6	1:14.315	20.658	24.739	28.918	90.1	9:24.022							
7	1:15.384	20.454	25.422	29.508	88.8	10:39.406							
8	1:14.952	21.150	24.708	29.094	89.3	11:54.358							
9	1:17.493	20.272	26.053	31.168	86.4	13:11.851							
10	1:13.033	19.869	24.399	28.765	91.7	14:24.884							
11	1:14.138	20.168	24.625	29.345	90.3	15:39.022							
12	1:12.558	19.711	24.236	28.611	92.3	16:51.580							
13	1:12.551	19.941	24.126	28.484	92.3	18:04.131							
14	1:26.261	24.011	30.769	31.481	77.6	19:30.392							
15	1:12.545	19.776	24.118	28.651	92.3	20:42.937							
16	1:11.758	19.547	24.102	28.109	93.3	21:54.695							
17	6:23.524 B	19.526	25.360	5:38.638	17.5	28:18.219							
18	1:23.506	26.718	26.920	29.868	80.2	29:41.725							
19	1:12.645	19.863	24.194	28.588	92.2	30:54.370							
20	1:12.579	19.810	24.323	28.446	92.3	32:06.949							
21	1:12.739	19.450	24.111	29.178	92.1	33:19.688							
22	1:11.449	19.428	23.774	28.247	93.7	34:31.137							
23	1:27.927	19.342	39.418	29.167	76.2	35:59.064							
24	1:17.754	24.340	24.925	28.489	86.1	37:16.818							
25	1:12.132	19.463	24.311	28.358	92.8	38:28.950							
26	1:11.945	19.834	24.106	28.005	93.1	39:40.895							
27	1:11.960	19.410	23.818	28.732	93.1	40:52.855							
28	1:11.380	19.386	23.997	27.997	93.8	42:04.235							
29	1:18.606	19.376	28.109	31.121	85.2	43:22.841							
30	1:13.516	20.360	24.369	28.787	91.1	44:36.357							
31	1:15.565	20.286	24.816	30.463	88.6	45:51.922							

36 André LOTTERER		DEU											
DS TECHETAH		DS E-TENSE FE19											
1	1:46.334	43.090	29.061	34.183	59.5	1:46.334							
2	1:17.007	20.964	25.976	30.067	87.0	3:03.341							
3	1:22.025	23.569	27.716	30.740	81.6	4:25.366							
4	1:17.309	20.413	24.982	31.914	86.6	5:42.675							
5	1:47.114	45.510	32.204	29.400	62.5	7:29.789							
6	1:13.441	20.537	24.339	28.565	91.2	8:43.230							
7	1:12.852	19.934	24.516	28.402	91.9	9:56.082							
8	1:11.919	19.739	23.906	28.274	93.1	11:08.001							
9	1:22.387	19.904	29.162	33.321	81.3	12:30.388							
10	1:12.418	20.032	23.912	28.474	92.5	13:42.806							
11	7:06.467 B	19.673	24.416	6:22.378	15.7	20:49.273							
12	1:23.021	26.460	27.294	29.267	80.7	22:12.294							
13	1:12.346	19.777	23.667	28.902	92.6	23:24.640							
14	1:10.815	19.466	23.331	28.018	94.6	24:35.455							
15	5:06.939 B	19.547	24.302	4:23.090	21.8	29:42.394							
16	1:21.417	26.761	25.310	29.346	82.2	31:03.811							
17	1:12.316	19.766	23.857	28.693	92.6	32:16.127							
18	1:24.525	19.996	28.408	36.121	79.2	33:40.652							
19	1:10.989	19.619	23.315	28.055	94.3	34:51.641							
20	1:17.019	19.854	27.537	29.628	86.9	36:08.660							
21	1:10.103	19.183	23.237	27.683	95.5	37:18.763							
22	1:19.160	19.895	26.324	32.941	84.6	38:37.923							
23	1:10.571	19.600	23.085	27.886	94.9	39:48.494							
24	1:09.992	19.170	23.394	27.428	95.7	40:58.486							
25	1:13.376	19.354	23.808	30.214	91.3	42:11.862							
26	1:09.653	18.936	22.928	27.789	96.1	43:21.515							
27	1:19.931	20.551	28.575	30.805	83.8	44:41.446							
28	1:15.135	20.084	24.102	30.949	89.1	45:56.581							

48 Edoardo MORTARA		CHE											
Venturi Formula E Team		Venturi VFE05											
1	7:37.037 B	1:17.778	30.191	5:49.068	13.8	7:37.037							
2	1:26.375	26.082	28.540	31.753	77.5	9:03.412							
3	1:15.595	20.766	24.878	29.951	88.6	10:19.007							
4	1:15.174	21.460	24.557	29.157	89.1	11:34.181							
5	1:16.695	20.098	24.639	31.958	87.3	12:50.876							
6	1:12.787	20.153	23.894	28.740	92.0	14:03.663							
7	1:14.168	19.477	25.562	29.129	90.3	15:17.831							
8	1:17.007	19.540	25.602	31.865	87.0	16:34.838							
9	1:11.816	19.849	23.305	28.662	93.2	17:46.654							
10	1:11.295	19.543	23.771	27.981	93.9	18:57.949							
11	1:15.093	19.284	25.719	30.090	89.2	20:13.042							
12	1:10.956	19.446	23.310	28.200	94.4	21:23.998							
13	1:14.653	19.452	25.995	29.206	89.7	22:38.651							
14	1:11.693	19.393	23.753	28.547	93.4	23:50.344							
15	1:17.175	19.693	25.053	32.429	86.8	25:07.519							
16	1:14.142	19.766	25.699	28.677	90.3	26:21.661							
17	1:11.929	19.451	24.143	28.335	93.1	27:33.590							
18	7:58.277 B	19.581	23.948	7:14.748	14.0	35:31.867							
19	1:21.070	25.463	25.514	30.093	82.6	36:52.937							
20	1:12.883	19.998	24.125	28.760	91.9	38:05.820							
21	1:11.076	19.135	23.343	28.598	94.2	39:16.896							
22	1:14.472	19.699	25.134	29.639	89.9	40:31.368							
23	1:10.850	19.485	23.277	28.088	94.5	41:42.218							

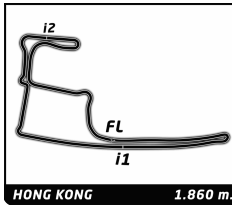


ABB FIA Formula E Championship

Round 5 - Hong Kong ePrix

Free Practice 1

Analysis

Official Timekeeper

■ 250KW ■ 225KW ■ Personal Best ■ Session Best ■ B Crossing the finish line in pit lane

Lap	Time	Sector 1	Sector 2	Sector 3	Kph	Elapsed	Lap	Time	Sector 1	Sector 2	Sector 3	Kph	Elapsed
24	1:12.347	19.502	23.372	29.473	92.6	42:54.565	21	1:14.429	19.869	23.906	30.654	90.0	34:50.909
25	1:11.127	19.315	23.196	28.616	94.1	44:05.692	22	1:11.259	19.438	23.526	28.295	94.0	36:02.168
26	1:10.418	19.153	22.986	28.279	95.1	45:16.110	23	1:21.586	20.808	28.147	32.631	82.1	37:23.754

64 Jérôme D'AMBROSIO BEL						
MAHINDRA RACING Mahindra M5Electro						
Lap	Time	Sector 1	Sector 2	Sector 3	Kph	Elapsed
1	1:42.593	38.963	30.406	33.224	61.7	1:42.593
2	1:19.515	21.820	26.322	31.373	84.2	3:02.108
3	1:30.451	22.262	29.956	38.233	74.0	4:32.559
4	1:22.552	21.717	25.622	35.213	81.1	5:55.111
5	1:41.629	41.454	27.299	32.876	65.9	7:36.740
6	1:16.180	21.388	24.945	29.847	87.9	8:52.920
7	1:18.644	21.049	26.333	31.262	85.1	10:11.564
8	1:14.822	20.431	24.661	29.730	89.5	11:26.386
9	1:14.249	20.703	24.166	29.380	90.2	12:40.635
10	1:13.531	20.336	24.189	29.006	91.1	13:54.166
11	1:18.347	20.285	25.910	32.152	85.5	15:12.513
12	1:13.599	20.263	24.092	29.244	91.0	16:26.112
13	1:19.105	20.966	26.463	31.676	84.6	17:45.217
14	1:18.399	20.739	27.316	30.344	85.4	19:03.616
15	1:22.166	20.424	29.304	32.438	81.5	20:25.782
16	1:12.573	20.003	23.988	28.582	92.3	21:38.355
17	1:35.173	34.502	30.078	30.593	70.4	23:13.528
18	1:13.084	19.958	24.332	28.794	91.6	24:26.612
19	1:12.859	20.072	23.802	28.985	91.9	25:39.471
20	1:14.570	20.098	24.063	30.409	89.8	26:54.041
21	10:26.755 B	21.396	27.193	9:38.166	10.7	37:20.796
22	1:23.689	28.094	25.386	30.209	80.0	38:44.485
23	1:16.289	20.431	25.178	30.680	87.8	40:00.774
24	1:15.112	19.661	25.790	29.661	89.1	41:15.886
25	1:12.585	20.091	24.109	28.385	92.3	42:28.471
26	1:12.148	19.956	23.844	28.348	92.8	43:40.619
27	1:11.843	19.863	23.545	28.435	93.2	44:52.462
28	1:15.342	19.630	24.352	31.360	88.9	46:07.804

66 Daniel ABT DEU						
Audi Sport Abt Schaeffler Formula E Te Audi e-tron FE05						
Lap	Time	Sector 1	Sector 2	Sector 3	Kph	Elapsed
1	1:29.844	28.762	28.888	32.194	70.4	1:29.844
2	1:18.072	21.312	26.438	30.322	85.8	2:47.916
3	1:20.931	20.876	28.681	31.374	82.7	4:08.847
4	1:14.864	20.592	24.775	29.497	89.4	5:23.711
5	1:44.242	30.756	43.085	30.401	64.2	7:07.953
6	1:14.052	20.543	24.367	29.142	90.4	8:22.005
7	1:13.720	20.255	24.423	29.042	90.8	9:35.725
8	1:19.752	20.399	27.022	32.331	84.0	10:55.477
9	1:13.000	20.165	24.116	28.719	91.7	12:08.477
10	1:16.697	20.818	25.892	29.987	87.3	13:25.174
11	1:15.239	20.213	24.201	30.825	89.0	14:40.413
12	1:13.279	19.812	23.818	29.649	91.4	15:53.692
13	1:23.073 B	19.974	24.487	38.612	80.6	17:16.765
14	1:26.730	28.545	28.682	29.503	77.2	18:43.495
15	1:12.178	19.771	23.780	28.627	92.8	19:55.673
16	1:12.107	19.663	23.895	28.549	92.9	21:07.780
17	8:31.572 B	19.714	25.996	7:45.862	13.1	29:39.352
18	1:21.745	26.417	25.242	30.086	81.9	31:01.097
19	1:14.226	20.266	24.794	29.166	90.2	32:15.323
20	1:21.157	19.967	25.489	35.701	82.5	33:36.480

94 Pascal WEHREIN DEU						
MAHINDRA RACING Mahindra M5Electro						
Lap	Time	Sector 1	Sector 2	Sector 3	Kph	Elapsed
1	1:40.190	37.297	30.928	31.965	63.2	1:40.190
2	1:20.687	21.990	26.647	32.050	83.0	3:00.877
3	1:16.381	21.035	25.548	29.798	87.7	4:17.258
4	1:15.894	20.969	25.102	29.823	88.2	5:33.152
5	1:48.311	39.505	38.891	29.915	61.8	7:21.463
6	1:13.912	20.620	24.384	28.908	90.6	8:35.375
7	1:13.165	20.412	24.351	28.402	91.5	9:48.540
8	1:13.225	20.171	24.296	28.758	91.4	11:01.765
9	1:19.525	22.224	27.782	29.519	84.2	12:21.290
10	1:14.568	20.187	25.377	29.004	89.8	13:35.858
11	1:24.429	21.796	28.856	33.777	79.3	15:00.287
12	1:12.896	20.136	24.197	28.563	91.9	16:13.183
13	1:12.510	20.106	24.065	28.339	92.3	17:25.693
14	1:11.450	19.591	23.768	28.091	93.7	18:37.143
15	1:11.834	19.889	23.591	28.354	93.2	19:48.977
16	1:12.332	19.895	24.086	28.351	92.6	21:01.309
17	1:25.826	23.033	31.944	30.849	78.0	22:27.135
18	1:11.756	20.054	23.637	28.065	93.3	23:38.891
19	1:11.817	19.981	23.536	28.300	93.2	24:50.708
20	1:14.810	20.662	24.818	29.330	89.5	26:05.518
21	7:11.444 B	19.942	26.221	6:25.281	15.5	33:16.962
22	1:29.445	31.218	27.939	30.288	74.9	34:46.407
23	1:14.879	20.791	24.547	29.541	89.4	36:01.286
24	1:12.117	19.979	23.731	28.407	92.8	37:13.403
25	4:22.860 B	19.906	25.078	3:37.876	25.5	41:36.263
26	1:24.399	26.616	26.327	31.456	79.3	43:00.662
27	1:16.526	20.289	24.151	32.086	87.5	44:17.188
28	1:11.396	19.638	23.722	28.036	93.8	45:28.584