

ABB FIA Formula E Championship

Round 5 - Hong Kong ePrix

Free Practice 2

Analysis

Official Timekeeper 

■ 250KW
 ■ 225KW
 ■ Personal Best
 ■ Session Best
 ■ B Crossing the finish line in pit lane

Lap	Time	Sector 1	Sector 2	Sector 3	Kph	Elapsed	Lap	Time	Sector 1	Sector 2	Sector 3	Kph	Elapsed	
2	Sam BIRD	GBR						7	1:29.574	22.559	28.523	38.492	74.8	10:06.414
	Envision Virgin Racing	Audi e-tron FE05						8	1:11.531	19.638	23.657	28.236	93.6	11:17.945
1	1:41.880	40.489	28.959	32.432	62.1	1:41.880	9	1:27.785	21.216	34.064	32.505	76.3	12:45.730	
2	1:27.418	20.164	28.259	38.995	76.6	3:09.298	10	1:16.745	19.756	23.531	33.458	87.2	14:02.475	
3	1:12.869	20.020	24.141	28.708	91.9	4:22.167	11	1:11.523	19.756	23.734	28.033	93.6	15:13.998	
4	7:15.594 B	20.222	24.835	6:30.537	15.4	11:37.761	12	1:29.475	20.240	28.793	40.442	74.8	16:43.473	
5	1:20.173	25.715	25.330	29.128	83.5	12:57.934	13	1:11.572	19.525	23.778	28.269	93.6	17:55.045	
6	1:15.918	19.782	24.386	31.750	88.2	14:13.852	14	1:10.980	19.409	23.946	27.625	94.3	19:06.025	
7	1:10.587	19.210	23.684	27.693	94.9	15:24.439	15	1:19.011	19.620	27.046	32.345	84.7	20:25.036	
8	10:34.655 B	19.592	26.695	9:48.368	10.6	25:59.094	16	2:29.587 B	19.241	24.741	1:45.605	44.8	28:28.623	
9	1:19.499	25.337	25.528	28.634	84.2	27:18.593	17	1:24.492	28.258	26.600	29.634	79.3	24:19.115	
10	1:15.467	19.920	24.173	31.374	88.7	28:34.060	18	1:13.013	19.626	24.595	28.792	91.7	25:32.128	
11	1:09.909	19.196	23.130	27.583	95.8	29:43.969	19	1:10.599	19.200	23.510	27.889	94.8	26:42.727	
12	1:17.185	20.408	26.758	30.019	86.8	31:01.154	20	1:57.919 B	21.581	27.005	1:09.333	56.8	28:40.646	
3	Nelson PIQUET	BRA						21	1:16.583	24.332	24.010	28.241	87.4	29:57.229
	Panasonic Jaguar Racing	Jaguar I-Type III						22	1:33.757	35.424	26.630	31.703	71.4	31:30.986
1	2:25.333	1:27.343	26.885	31.105	43.5	2:25.333								
2	1:22.644	21.115	25.421	36.108	81.0	3:47.977								
3	1:32.393	30.419	31.061	30.913	72.5	5:20.370								
4	1:13.691	20.133	24.354	29.204	90.9	6:34.061								
5	1:12.489	19.887	24.034	28.568	92.4	7:46.550								
6	1:15.763	20.032	23.854	31.877	88.4	9:02.313								
7	1:12.539	19.953	23.956	28.630	92.3	10:14.852								
8	1:12.351	19.863	23.914	28.574	92.5	11:27.203								
9	1:12.079	19.836	23.787	28.456	92.9	12:39.282								
10	1:18.137	19.905	27.994	30.238	85.7	13:57.419								
11	1:11.796	19.554	23.477	28.765	93.3	15:09.215								
12	10:51.763 B	19.924	24.050	...	10.3	26:00.978								
13	1:21.569	25.350	26.258	29.961	82.1	27:22.547								
14	1:19.442	20.173	29.179	30.090	84.3	28:41.989								
15	1:11.213	19.437	23.494	28.282	94.0	29:53.202								
16	1:11.530	19.390	23.667	28.473	93.6	31:04.732								
4	Robin FRIJNS	NLD												
	Envision Virgin Racing	Audi e-tron FE05												
1	1:39.240	37.953	29.306	31.981	63.8	1:39.240								
2	1:25.760	20.789	27.409	37.562	78.1	3:05.000								
3	1:12.745	20.212	23.961	28.572	92.0	4:17.745								
4	11:14.104 B	20.121	24.350	...	9.9	15:31.849								
5	1:26.181	28.112	27.927	30.142	77.7	16:58.030								
6	1:14.992	19.655	24.430	30.907	89.3	18:13.022								
7	1:27.396	19.008	39.853	28.535	76.6	19:40.418								
8	7:52.046 B	20.498	25.429	7:06.119	14.2	27:32.464								
9	1:15.892	23.729	23.824	28.339	88.2	28:48.356								
10	1:11.130	19.578	23.374	28.178	94.1	29:59.486								
11	1:09.221	18.644	22.966	27.611	96.7	31:08.707								
5	Stoffel VANDOORNE	BEL												
	HWA RACELAB	Venturi VFE05												
1	2:12.967	1:13.431	27.511	32.025	47.6	2:12.967								
2	1:23.142	22.245	24.680	36.217	80.5	3:36.109								
3	1:18.033	19.878	25.981	32.174	85.8	4:54.142								
4	1:11.414	19.674	23.670	28.070	93.8	6:05.556								
5	1:19.729	20.854	28.848	30.027	84.0	7:25.285								
6	1:11.555	19.570	23.868	28.117	93.6	8:36.840								
6	Felipe NASR	BRA												
	GEOX DRAGON	Penske EV-3												
1	2:33.781	1:35.296	27.678	30.807	41.2	2:33.781								
2	1:23.383	20.996	25.037	37.350	80.3	3:57.164								
3	1:19.045	20.722	24.588	33.735	84.7	5:16.209								
4	24:11.252 B	19.832	24.152	...	4.6	29:27.461								
5	1:20.976	26.131	25.364	29.481	82.7	30:48.437								
7	José Maria LOPEZ	ARG												
	GEOX DRAGON	Penske EV-3												
1	2:21.956	1:21.716	28.393	31.847	44.6	2:21.956								
2	1:22.220	21.840	26.540	33.840	81.4	3:44.176								
3	1:13.423	19.776	24.130	29.517	91.2	4:57.599								
4	1:16.585	21.417	25.540	29.628	87.4	6:14.184								
5	1:15.192	20.341	24.407	30.444	89.1	7:29.376								
6	1:16.738	19.846	23.989	32.903	87.3	8:46.114								
7	1:11.959	19.798	23.529	28.632	93.1	9:58.073								
8	1:16.006	20.005	24.853	31.148	88.1	11:14.079								
9	1:11.152	19.544	23.307	28.301	94.1	12:25.231								
10	1:11.630	19.964	23.358	28.308	93.5	13:36.861								
11	1:15.845	19.877	25.477	30.491	88.3	14:52.706								
12	1:15.168	21.122	25.145	28.901	89.1	16:07.874								
13	1:11.163	19.489	23.662	28.012	94.1	17:19.037								
14	5:42.358 B	19.902	25.057	4:57.399	19.6	23:01.395								
15	1:28.449	33.532	25.734	29.183	75.7	24:29.844								
16	1:14.821	20.041	24.779	30.001	89.5	25:44.665								
17	1:27.831	19.069	40.363	28.399	76.2	27:12.496								
18	1:12.450	19.463	23.821	29.166	92.4	28:24.946								
19	1:11.740	19.791	24.139	27.810	93.3	29:36.686								
20	1:25.599	19.399	37.975	28.225	78.2	31:02.285								
8	Tom DILLMANN	FRA												
	NIO Formula E Team	NIO Sport 004												
1	2:05.404	1:01.749	30.388	33.267	50.5	2:05.404								
2	1:20.939	20.717	24.480	35.742	82.7	3:26.343								
3	1:13.994	20.196	24.236	29.562	90.5	4:40.337								
4	1:14.316	20.203	24.493	29.620	90.1	5:54.653								
5	1:13.037	19.826	24.242	28.969	91.7	7:07.690								
6	1:17.165	20.086	24.671	32.408	86.8	8:24.855								
7	1:18.065	19.742	24.063	34.260	85.8	9:42.920								

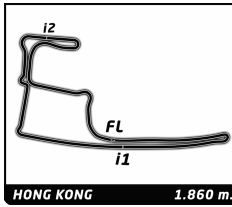


ABB FIA Formula E Championship

Round 5 - Hong Kong ePrix

Free Practice 2

Analysis

Official Timekeeper

■ 250KW ■ 225KW ■ Personal Best ■ Session Best ■ Crossing the finish line in pit lane

Lap	Time	Sector 1	Sector 2	Sector 3	Kph	Elapsed	Lap	Time	Sector 1	Sector 2	Sector 3	Kph	Elapsed
8	1:12.572	19.602	23.822	29.148	92.3	10:55.492	4	1:12.474	19.650	23.841	28.983	92.4	6:14.841
9	1:19.343	20.066	25.658	33.619	84.4	12:14.835	5	2:05.239 B	20.867	24.797	1:19.575	53.5	8:20.080
10	1:11.697	19.326	23.577	28.794	93.4	13:26.532	6	1:15.953	23.292	24.177	28.484	88.2	9:36.033
11	9:31.942 B	20.004	27.265	8:44.673	11.7	22:58.474	7	1:12.216	19.606	23.967	28.643	92.7	10:48.249
12	1:25.290	28.210	27.514	29.566	78.5	24:23.764	8	1:11.729	19.661	23.943	28.125	93.4	11:59.978
13	1:14.100	19.612	23.775	30.713	90.4	25:37.864	9	1:10.799	19.333	23.419	28.047	94.6	13:10.777
14	1:10.490	18.826	23.420	28.244	95.0	26:48.354	10	1:10.623	19.198	23.568	27.857	94.8	14:21.400
15	1:12.549	19.460	24.153	28.936	92.3	28:00.903	11	1:10.831	19.227	23.459	28.145	94.5	15:32.231
16	1:11.393	19.519	23.614	28.260	93.8	29:12.296	12	1:14.445	19.320	24.281	30.844	89.9	16:46.676
17	1:10.974	19.692	23.522	27.760	94.3	30:23.270	13	1:20.692	20.582	30.723	29.387	83.0	18:07.368

11	Lucas DI GRASSI	BRA				
	Audi Sport Abt Schaeffler Formula E Te	Audi e-tron FE05				
1	1:37.881	35.597	30.806	31.478	64.7	1:37.881
2	1:22.574	20.720	26.477	35.377	81.1	3:00.455
3	1:13.875	19.684	23.623	30.568	90.6	4:14.330
4	1:21.023	20.380	30.286	30.357	82.6	5:35.353
5	1:11.515	19.419	23.721	28.375	93.6	6:46.868
6	6:42.085 B	20.084	26.001	5:56.000	16.7	13:28.953
7	1:27.364	28.552	27.338	31.474	76.6	14:56.317
8	1:15.986	19.492	23.891	32.603	88.1	16:12.303
9	1:11.222	19.470	23.521	28.231	94.0	17:23.525
10	1:13.521	19.951	24.513	29.057	91.1	18:37.046
11	1:10.968	19.205	23.469	28.294	94.4	19:48.014
12	4:27.968 B	19.702	24.551	3:43.715	25.0	24:15.982
13	1:26.623	27.262	30.019	29.342	77.3	25:42.605
14	1:14.198	19.392	24.768	30.038	90.2	26:56.803
15	1:10.268	19.012	23.328	27.928	95.3	28:07.071
16	1:12.101	19.600	24.155	28.346	92.9	29:19.172
17	1:11.454	20.138	23.412	27.904	93.7	30:30.626

16	Oliver TURVEY	GBR				
	NIO Formula E Team	NIO Sport 004				
1	2:17.183	1:17.955	27.752	31.476	46.1	2:17.183
2	1:24.501	22.751	27.156	34.594	79.2	3:41.684
3	1:15.448	20.413	24.806	30.229	88.7	4:57.132
4	1:14.564	20.674	24.700	29.190	89.8	6:11.696
5	1:16.254	20.721	24.518	31.015	87.8	7:27.950
6	1:14.434	20.360	24.155	29.919	90.0	8:42.384
7	1:13.195	19.954	24.340	28.901	91.5	9:55.579
8	1:15.436	20.515	24.526	30.395	88.8	11:11.015
9	1:12.140	19.654	24.037	28.449	92.8	12:23.155
10	8:15.101 B	24.180	27.342	7:23.579	13.5	20:38.256
11	1:25.815	26.901	28.156	30.758	78.0	22:04.071
12	1:17.431	21.315	26.542	29.574	86.5	23:21.502
13	1:12.836	19.772	24.174	28.890	91.9	24:34.338
14	1:15.981	20.514	24.313	31.154	88.1	25:50.319
15	1:13.061	19.974	24.637	28.450	91.6	27:03.380
16	1:12.261	19.799	24.166	28.296	92.7	28:15.641
17	1:15.399	19.576	25.503	30.320	88.8	29:31.040
18	1:10.078	18.937	23.274	27.867	95.6	30:41.118

17	Gary PAFFETT	GBR				
	HWA RACELAB	Venturi VFE05				
1	2:07.412	1:04.691	29.866	32.855	49.7	2:07.412
2	1:31.700	23.150	26.679	41.871	73.0	3:39.112
3	1:23.255	19.995	26.542	36.718	80.4	5:02.367

19	Felipe MASSA	BRA				
	Venturi Formula E Team	Venturi VFE05				
1	2:27.554	1:26.921	29.297	31.336	42.9	2:27.554
2	1:26.564	21.173	25.018	40.373	77.4	3:54.118
3	1:17.686	19.803	23.892	33.991	86.2	5:11.804
4	1:12.085	19.615	23.747	28.723	92.9	6:23.889
5	1:15.060	20.616	25.487	28.957	89.2	7:38.949
6	1:16.506	19.835	23.718	32.953	87.5	8:55.455
7	1:12.161	19.516	23.797	28.848	92.8	10:07.616
8	1:17.504	19.715	23.965	33.824	86.4	11:25.120
9	1:12.082	19.671	23.819	28.592	92.9	12:37.202
10	1:11.704	19.469	23.835	28.400	93.4	13:48.906
11	1:24.429	23.826	29.541	31.062	79.3	15:13.335
12	1:11.548	19.555	23.487	28.506	93.6	16:24.883
13	7:26.933 B	19.831	23.697	6:43.405	15.0	23:51.816
14	1:23.304	28.016	26.465	28.823	80.4	25:15.120
15	1:11.277	19.450	23.571	28.256	93.9	26:26.397
16	1:10.353	18.841	23.306	28.206	95.2	27:36.750
17	1:17.365	20.404	24.879	32.082	86.6	28:54.115
18	1:10.758	19.258	23.411	28.089	94.6	30:04.873

20	Mitch EVANS	NZL				
	Panasonic Jaguar Racing	Jaguar I-Type III				
1	1:52.621	52.037	27.194	33.390	56.2	1:52.621
2	1:25.669	20.668	24.471	40.530	78.2	3:18.290
3	1:13.569	20.388	24.160	29.021	91.0	4:31.859
4	1:13.615	20.539	24.090	28.986	91.0	5:45.474
5	1:19.639	20.160	28.470	31.009	84.1	7:05.113

22	Oliver ROWLAND	GBR				
	Nissan e.dams	Nissan IM01				
1	1:39.688	40.612	27.045	32.031	63.5	1:39.688
2	1:29.297	21.413	28.843	39.041	75.0	3:08.985
3	1:11.940	19.495	23.861	28.584	93.1	4:20.925
4	6:13.047 B	20.096	29.353	5:23.598	17.9	10:33.972
5	1:19.144	25.159	24.957	29.028	84.6	11:53.116
6	1:11.287	19.569	23.716	28.002	93.9	13:04.403

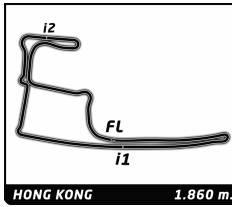


ABB FIA Formula E Championship

Round 5 - Hong Kong ePrix

Free Practice 2

Analysis

Official Timekeeper

■ 250KW ■ 225KW ■ Personal Best ■ Session Best ■ B Crossing the finish line in pit lane

Lap	Time	Sector 1	Sector 2	Sector 3	Kph	Elapsed	Lap	Time	Sector 1	Sector 2	Sector 3	Kph	Elapsed
7	1:11.195	19.349	23.781	28.065	94.1	14:15.598	2	1:27.642	20.835	24.759	42.048	76.4	3:23.073
8	1:10.447	19.153	23.541	27.753	95.1	15:26.045	3	1:12.866	20.476	23.896	28.494	91.9	4:35.939
9	1:10.963	19.294	23.699	27.970	94.4	16:37.008	4	6:07.408 B	20.299	24.109	5:23.000	18.2	10:43.347
10	1:12.775	19.416	23.509	29.850	92.0	17:49.783	5	1:25.004	28.023	26.966	30.015	78.8	12:08.351
11	5:16.787 B	19.954	23.919	4:32.914	21.1	23:06.570	6	1:12.568	20.302	23.985	28.281	92.3	13:20.919
12	1:24.727	30.428	24.714	29.585	79.0	24:31.297	7	1:11.481	19.636	23.761	28.084	93.7	14:32.400
13	1:16.364	19.864	25.964	30.536	87.7	25:47.661	8	7:18.354 B	19.645	23.999	6:34.710	15.3	21:50.754
14	1:09.478	18.620	23.150	27.708	96.4	26:57.139	9	1:22.754	25.521	27.102	30.131	80.9	23:13.508
15	1:13.211	20.829	24.302	28.080	91.5	28:10.350	10	1:14.536	19.970	23.901	30.665	89.8	24:28.044
16	1:09.845	19.040	23.199	27.606	95.9	29:20.195	11	1:11.077	19.029	24.181	27.867	94.2	25:39.121
17	1:17.408	20.746	24.892	31.770	86.5	30:37.603	12	1:10.417	19.117	23.664	27.636	95.1	26:49.538
							13	1:14.081	19.322	23.588	31.171	90.4	28:03.619
							14	1:10.224	19.346	23.424	27.454	95.4	29:13.843
							15	1:12.057	19.236	23.532	29.289	92.9	30:25.900

23	Sébastien BUEMI	CHE				
	Nissan e.dams	Nissan IM01				
1	1:44.185	46.808	26.838	30.539	60.7	1:44.185
2	1:25.915	20.356	29.883	35.676	77.9	3:10.100
3	1:17.061	20.321	25.366	31.374	86.9	4:27.161
4	1:11.644	19.763	23.691	28.190	93.5	5:38.805
5	3:34.678 B	19.735	24.028	2:50.915	31.2	9:13.483
6	1:18.343	25.354	24.360	28.629	85.5	10:31.826
7	1:11.117	19.362	23.473	28.282	94.2	11:42.943
8	1:13.463	19.751	24.702	29.010	91.1	12:56.406
9	1:10.741	19.290	23.373	28.078	94.7	14:07.147
10	1:26.566	19.715	31.025	35.826	77.4	15:33.713
11	1:17.435	19.354	24.888	33.193	86.5	16:51.148
12	1:10.701	19.458	23.350	27.893	94.7	18:01.849
13	5:18.845 B	19.301	24.168	4:35.376	21.0	23:20.694
14	1:19.261	25.391	24.690	29.180	84.5	24:39.955
15	1:19.696	19.412	24.421	35.863	84.0	25:59.651
16	1:24.590	28.445	26.102	30.043	79.2	27:24.241
17	1:12.008	19.262	23.536	29.210	93.0	28:36.249
18	1:13.186	19.171	26.053	27.962	91.5	29:49.435
19	1:09.845	19.078	23.279	27.488	95.9	30:59.280

25	Jean-Eric VERGNE	FRA				
	DS TECHEETAH	DS E-TENSE FE19				
1	5:58.197	4:56.511	31.089	30.597	17.7	5:58.197
2	1:15.268	20.351	24.347	30.570	89.0	7:13.465
3	1:12.125	19.480	23.642	29.003	92.8	8:25.590
4	1:22.094	23.764	27.113	31.217	81.6	9:47.684
5	1:11.483	19.469	23.658	28.356	93.7	10:59.167
6	1:20.485	21.182	26.364	32.939	83.2	12:19.652
7	1:14.209	19.649	25.761	28.799	90.2	13:33.861
8	1:14.319	19.574	23.692	31.053	90.1	14:48.180
9	1:11.092	19.532	23.869	27.691	94.2	15:59.272
10	1:15.079	20.659	25.260	29.160	89.2	17:14.351
11	1:10.842	19.775	23.513	27.554	94.5	18:25.193
12	1:14.182	19.727	24.991	29.464	90.3	19:39.375
13	5:51.386 B	20.087	24.536	5:06.763	19.1	25:30.761
14	1:35.047	29.880	33.727	31.440	70.4	27:05.808
15	1:15.883	19.756	26.240	29.887	88.2	28:21.691
16	1:10.066	18.972	23.187	27.907	95.6	29:31.757
17	1:13.661	20.187	25.168	28.306	90.9	30:45.418

27	Alexander SIMS	GBR				
	BMW i ANDRETTI MOTORSPORT	BMW iFE.18				
1	1:55.431	53.628	29.003	32.800	54.8	1:55.431

28	Antonio Felix DA COSTA	PRT				
	BMW i ANDRETTI MOTORSPORT	BMW iFE.18				
1	2:47.601	1:49.468	27.252	30.881	37.8	2:47.601
2	1:16.328	21.320	25.830	29.178	87.7	4:03.929
3	1:13.713	20.650	24.435	28.628	90.8	5:17.642
4	4:09.895 B	19.869	24.009	3:26.017	26.8	9:27.537
5	1:24.724	25.709	26.393	32.622	79.0	10:52.261
6	1:12.344	19.693	24.010	28.641	92.6	12:04.605
7	1:11.718	19.391	24.078	28.249	93.4	13:16.323
8	1:11.882	19.480	24.022	28.380	93.2	14:28.205
9	1:11.731	19.285	24.119	28.327	93.3	15:39.936
10	5:40.252 B	19.607	23.914	4:56.731	19.7	21:20.188
11	1:21.688	26.906	26.087	28.695	82.0	22:41.876
12	1:12.698	20.285	23.929	28.484	92.1	23:54.574
13	1:10.913	19.280	23.641	27.992	94.4	25:05.487
14	1:11.484	19.613	23.834	28.037	93.7	26:16.971
15	2:47.030 B	19.551	23.737	2:03.742	40.1	29:04.001
16	1:25.553	25.702	28.817	31.034	78.3	30:29.554

36	André LOTTERER	DEU				
	DS TECHEETAH	DS E-TENSE FE19				
1	2:51.294	1:55.238	25.555	30.501	36.9	2:51.294
2	1:18.609	20.805	26.199	31.605	85.2	4:09.903
3	1:11.852	19.796	23.941	28.115	93.2	5:21.755
4	1:19.788	19.908	26.956	32.924	83.9	6:41.543
5	1:11.309	19.792	23.485	28.032	93.9	7:52.852
6	1:11.196	19.414	23.380	28.402	94.1	9:04.048
7	1:11.342	19.747	23.436	28.159	93.9	10:15.390
8	1:18.986	21.455	27.314	30.217	84.8	11:34.376
9	1:13.596	19.293	24.386	29.917	91.0	12:47.972
10	1:23.884	19.846	25.705	38.333	79.8	14:11.856
11	1:10.770	19.400	23.435	27.935	94.6	15:22.626
12	1:10.619	19.530	23.328	27.761	94.8	16:33.245
13	1:12.625	19.632	24.310	29.683	90.9	17:46.870
14	1:09.499	19.001	23.042	27.456	96.3	18:56.369
15	1:14.854	19.317	25.139	30.398	89.5	20:11.223
16	1:20.313	23.854	27.276	29.183	83.4	21:31.536
17	1:11.530	20.006	23.508	28.016	93.6	22:43.066
18	1:13.130	21.285	23.824	28.021	91.6	23:56.196
19	1:10.391	19.331	23.140	27.920	95.1	25:06.587
20	1:10.936	19.617	23.382	27.937	94.4	26:17.523
21	1:16.692	19.808	26.009	30.875	87.3	27:34.215

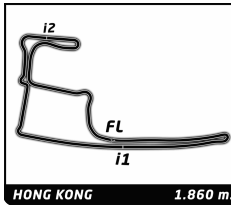


ABB FIA Formula E Championship

Round 5 - Hong Kong ePrix

Free Practice 2

Analysis

Official Timekeeper

■ 250KW ▣ 225KW ■ Personal Best ■ Session Best B Crossing the finish line in pit lane

Lap	Time	Sector 1	Sector 2	Sector 3	Kph	Elapsed	Lap	Time	Sector 1	Sector 2	Sector 3	Kph	Elapsed	
22	1:09.550	19.062	23.025	27.463	96.3	28:43.765	94	Pascal WEHRLEIN MAHINDRA RACING						DEU
23	1:09.992	19.324	22.775	27.893	95.7	29:53.757								Mahindra M5Electro
24	1:11.697	19.680	23.759	28.258	93.4	31:05.454								

48		Edoardo MORTARA		CHE			
		Venturi Formula E Team		Venturi VFE05			
1	5:03.923	3:50.475	33.126	40.322	20.8	5:03.923	
2	1:14.107	20.430	24.331	29.346	90.4	6:18.030	
3	1:12.182	19.804	23.587	28.791	92.8	7:30.212	
4	1:19.157	20.458	26.912	31.787	84.6	8:49.369	
5	1:11.677	19.643	23.536	28.498	93.4	10:01.046	
6	16:52.368 B	19.835	24.494	...	6.6	26:53.414	
7	1:21.168	26.773	25.624	28.771	82.5	28:14.582	
8	1:11.275	■	19.446	23.400	28.429	93.9	29:25.857
9	1:09.523	■	18.740	22.940	27.843	96.3	30:35.380

64		Jérôme D'AMBROSIO		BEL			
		MAHINDRA RACING		Mahindra M5Electro			
1	1:41.655	39.200	29.695	32.760	62.3	1:41.655	
2	1:32.781	21.919	29.158	41.704	72.2	3:14.436	
3	1:14.441	20.431	24.540	29.470	90.0	4:28.877	
4	1:15.345	21.039	24.340	29.966	88.9	5:44.222	
5	1:14.099	20.725	24.172	29.202	90.4	6:58.321	
6	1:13.637	20.239	24.211	29.187	90.9	8:11.958	
7	4:31.079 B	20.386	25.359	3:45.334	24.7	12:43.037	
8	1:22.459	27.323	25.264	29.872	81.2	14:05.496	
9	1:14.900	■	20.058	24.288	30.554	89.4	15:20.396
10	1:11.963	■	19.559	23.723	28.681	93.0	16:32.359
11	1:16.850	■	21.065	25.592	30.193	87.1	17:49.209
12	1:12.215	19.917	24.057	28.241	92.7	19:01.424	
13	6:14.685 B	20.209	25.003	5:29.473	17.9	25:16.109	
14	1:18.879	25.030	24.675	29.174	84.9	26:34.988	
15	1:13.545	▣	20.013	23.902	29.630	91.0	27:48.533
16	1:11.240	▣	19.437	23.572	28.231	94.0	28:59.773
17	1:12.079	▣	20.292	23.962	27.825	92.9	30:11.852

66		Daniel ABT		DEU			
		Audi Sport Abt Schaeffler Formula E Te		Audi e-tron FE05			
1	1:36.366	33.774	29.622	32.970	65.7	1:36.366	
2	1:20.630	20.627	25.886	34.117	83.0	2:56.996	
3	1:19.618	20.346	24.423	34.849	84.1	4:16.614	
4	1:12.793	▣	19.983	24.052	28.758	92.0	5:29.407
5	6:56.251 B	19.909	24.428	6:11.914	16.1	12:25.658	
6	1:27.286	27.767	29.662	29.857	76.7	13:52.944	
7	1:12.526	19.963	24.061	28.502	92.3	15:05.470	
8	1:11.589	19.555	23.879	28.155	93.5	16:17.059	
9	1:12.845	19.378	23.735	29.732	91.9	17:29.904	
10	1:10.990	19.479	23.511	28.000	94.3	18:40.894	
11	1:10.546	19.414	23.353	27.779	94.9	19:51.440	
12	3:48.458 B	19.367	23.548	3:05.543	29.3	23:39.898	
13	1:22.314	26.671	26.611	29.032	81.3	25:02.212	
14	1:12.609	■	19.642	23.893	29.074	92.2	26:14.821
15	1:10.553	■	19.441	23.289	27.823	94.9	27:25.374
16	1:21.656	■	21.608	27.783	32.265	82.0	28:47.030
17	1:11.005	19.352	23.407	28.246	94.3	29:58.035	
18	1:10.178	19.174	23.433	27.571	95.4	31:08.213	