



FIA FORMULA E
CHAMPIONSHIP
2018-19

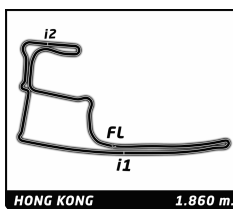


ABB FIA Formula E Championship

Round 5 - Hong Kong ePrix

Race

Analysis

Official Timekeeper TAG Heuer

■ 250KW ■ 225KW ■ Personal Best ■ Session Best ■ Crossing the finish line in pit lane

Lap	Time	Sector 1	Sector 2	Sector 3	Kph	Elapsed	Lap	Time	Sector 1	Sector 2	Sector 3	Kph	Elapsed	
2	Sam BIRD	GBR						16	1:04.607	18.050	22.069	24.488	103.6	34:32.063
	Envision Virgin Racing	Audi e-tron FE05						17	1:04.483	17.974	22.029	24.480	103.8	35:36.546
1	1:14.825	21.292	25.234	28.299	84.6	1:14.825	18	1:04.816	17.997	22.380	24.439	103.3	36:41.362	
2	1:09.425	19.036	23.368	27.021	96.4	2:24.250	19	1:04.757	17.896	22.302	24.559	103.4	37:46.119	
3	1:34.368	18.663	31.292	44.413	71.0	3:58.618	20	1:04.885	17.696	22.836	24.353	103.2	38:51.004	
4	16:31.020 B	1:00.126	1:16.774	...	6.8	20:29.638	21	1:03.567	17.665	21.528	24.374	105.3	39:54.571	
5	1:57.486	47.745	30.925	38.816	57.0	22:27.124	22	1:03.462	17.765	21.401	24.296	105.5	40:58.033	
6	1:07.105	18.098	23.116	25.891	99.8	23:34.229	23	1:03.237	17.656	21.260	24.321	105.9	42:01.270	
7	1:06.087	18.439	22.652	24.996	101.3	24:40.316	24	1:09.436	18.168	21.606	29.662	96.4	43:10.706	
8	1:05.489	17.615	23.067	24.807	102.2	25:45.805	25	2:03.938	33.715	51.876	38.347	54.0	45:14.644	
9	1:04.602	17.629	22.413	24.560	103.7	26:50.407	26	1:26.493	26.779	29.265	30.449	77.4	46:41.137	
10	1:04.721	17.773	22.165	24.783	103.5	27:55.128	27	1:04.573	17.920	22.362	24.291	103.7	47:45.710	
11	1:03.992	17.690	22.049	24.253	104.6	28:59.120	28	1:03.779	17.539	21.963	24.277	105.0	48:49.489	
12	1:03.939	17.740	22.004	24.195	104.7	30:03.059	29	1:03.202	17.558	21.532	24.112	105.9	49:52.691	
13	1:03.971	17.686	21.944	24.341	104.7	31:07.030	30	1:03.631	17.532	21.838	24.261	105.2	50:56.322	
14	1:03.555	17.590	21.793	24.172	105.4	32:10.585	31	1:03.867	17.945	21.623	24.299	104.8	52:00.189	
15	1:03.839	17.733	21.811	24.295	104.9	33:14.424	32	1:06.382	17.843	21.318	27.221	100.9	53:06.571	
16	1:03.937	17.710	21.871	24.356	104.7	34:18.361	33	3:17.160	58.641	1:31.321	47.198	34.0	56:23.731	
17	1:03.805	17.663	21.748	24.394	104.9	35:22.166	34	1:05.324	17.958	22.815	24.551	102.5	57:29.055	
18	1:04.101	17.785	21.912	24.404	104.5	36:26.267	35	1:04.294	17.841	21.532	24.921	104.1	58:33.349	
19	1:04.748	17.721	22.729	24.298	103.4	37:31.015	36	1:04.306	18.240	21.419	24.647	104.1	59:37.655	
20	1:04.001	17.687	22.177	24.137	104.6	38:35.016								
21	1:03.566	17.707	21.665	24.194	105.3	39:38.582								
22	1:04.002	17.819	21.922	24.261	104.6	40:42.584								
23	1:03.802	17.791	21.769	24.242	104.9	41:46.386								
24	1:10.004	17.851	21.875	30.278	95.7	42:56.390								
25	2:14.331	44.097	49.869	40.365	49.8	45:10.721								
26	1:28.763	26.907	29.961	31.895	75.4	46:39.484								
27	1:04.204	17.728	22.101	24.375	104.3	47:43.688								
28	1:02.358	17.218	21.226	23.914	107.4	48:46.046								
29	1:02.414	17.175	21.166	24.073	107.3	49:48.460								
30	1:02.518	17.385	21.105	24.028	107.1	50:50.978								
31	1:02.931	17.591	21.234	24.106	106.4	51:53.909								
32	1:06.188	17.919	21.198	27.071	101.2	53:00.097								
33	3:20.486	59.887	1:31.406	49.193	33.4	56:20.583								
34	1:03.492	17.959	21.515	24.018	105.5	57:24.075								
35	1:07.495	17.665	23.652	26.178	99.2	58:31.570								
36	1:02.855	17.634	21.225	23.996	106.5	59:34.425								
4	Robyn Frijns	NLD												
	Envision Virgin Racing	Audi e-tron FE05												
1	1:21.210	23.955	28.514	28.741	77.9	1:21.210								
2	1:11.195	19.225	24.206	27.764	94.1	2:32.405								
3	1:38.130	18.891	34.502	44.737	68.2	4:10.535								
4	16:33.500 B	1:00.419	1:19.002	...	6.7	20:44.035								
5	1:48.552	44.350	29.837	34.365	61.7	22:32.587								
6	1:07.862	18.587	23.288	25.987	98.7	23:40.449								
7	1:06.237	18.203	22.745	25.289	101.1	24:46.686								
8	1:05.795	18.311	22.518	24.966	101.8	25:52.481								
9	1:05.500	18.146	22.371	24.983	102.2	26:57.981								
10	1:05.139	18.062	22.417	24.660	102.8	28:03.120								
11	1:04.980	18.025	22.271	24.684	103.0	29:08.100								
12	1:04.719	17.847	22.155	24.717	103.5	30:12.819								
13	1:04.942	17.948	22.132	24.862	103.1	31:17.761								
14	1:04.503	17.814	22.151	24.538	103.8	32:22.264								
15	1:05.192	17.931	22.540	24.721	102.7	33:27.456								
5	Stoffel Vandoorne	BEL												
	HWA RACELAB	Venturi VFE05												
1	1:14.384	20.679	25.301	28.404	85.1	1:14.384								
2	1:10.883	19.492	24.120	27.271	94.5	2:25.267								
3	1:37.672	18.805	34.149	44.718	68.6	4:02.939								
4	16:30.306 B	57.648	1:17.138	...	6.8	20:33.245								
5	1:54.655	45.565	30.910	38.180	58.4	22:27.900								
6	1:07.350	18.634	22.906	25.810	99.4	23:35.250								
7	1:06.290	18.059	23.018	25.213	101.0	24:41.540								
8	1:05.991	17.873	22.846	25.272	101.5	25:47.531								
9	1:05.298	17.730	22.411	25.157	102.5	26:52.829								
10	1:04.988	18.124	22.173	24.691	103.0	27:57.817								
11	1:05.344	18.007	22.633	24.704	102.5	29:03.161								
12	1:04.853	18.014	22.143	24.696	103.2	30:08.014								
13	1:05.082	18.083	22.088	24.911	102.9	31:13.096								
14	1:04.466	18.006	21.988	24.472	103.9	32:17.562								
15	1:04.352	17.902	21.993	24.457	104.1	33:21.914								
16	1:04.014	17.856	21.967	24.191	104.6	34:25.928								
17	1:04.124	17.887	21.869	24.368	104.4	35:30.052								
18	1:04.506	18.022	22.039	24.445	103.8	36:34.558								
19	1:06.502	18.070	21.883	26.549	100.7	37:41.060								
20	1:03.674	17.747	21.650	24.277	105.2	38:44.734								
6	Felipe Nasr	BRA												
	GEOX DRAGON	Penske EV-3												
1	1:25.894	26.965	30.721	28.208	73.7	1:25.894								
7	José María López	ARG												
	GEOX DRAGON	Penske EV-3												
1	1:24.074	26.652	28.745	28.677	75.3	1:24.074								
2	1:11.252	19.773	23.785	27.694	94.0	2:35.326								
3	2:28.199 B	20.075	47.731	1:20.393	45.2	5:03.525								
4	15:54.080 B	33.392	1:18.016	...	7.0	20:57.605								
5	1:43.513	44.461	28.688	30.364	64.7	22:41.118								
6	1:07.559	18.188	23.450	25.921	99.1	23:48.677								

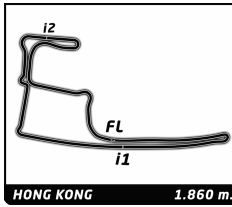


ABB FIA Formula E Championship Round 5 - Hong Kong ePrix Race

Analysis

Official Timekeeper TAG Heuer

■ 250KW
 ■ 225KW
 ■ Personal Best
 ■ Session Best
 ■ B Crossing the finish line in pit lane

Lap	Time	Sector 1	Sector 2	Sector 3	Kph	Elapsed	Lap	Time	Sector 1	Sector 2	Sector 3	Kph	Elapsed
7	1:07.020	18.029	23.461	25.530	99.9	24:55.697	26	1:21.729	28.266	25.800	27.663	81.9	46:46.074
8	1:06.668	18.045	23.200	25.423	100.4	26:02.365	27	1:05.257	18.011	22.476	24.770	102.6	47:51.331
9	1:05.536	17.869	22.645	25.022	102.2	27:07.901	28	1:04.003	17.809	21.549	24.645	104.6	48:55.334
10	1:09.837	18.181	25.686	25.970	95.9	28:17.738	29	1:03.866	17.780	21.580	24.506	104.8	49:59.200
11	1:05.740	18.160	22.508	25.072	101.9	29:23.478	30	1:04.378	17.939	21.391	25.048	104.0	51:03.578
12	1:05.133	18.056	22.247	24.830	102.8	30:28.611	31	1:04.645	18.189	21.709	24.747	103.6	52:08.223
13	1:04.830	18.041	22.108	24.681	103.3	31:33.441	32	1:10.535	18.079	21.416	31.040	94.9	53:18.758
14	1:05.588	18.066	21.944	25.578	102.1	32:39.029	33	3:08.963	57.945	1:31.678	39.340	35.4	56:27.721
15	1:05.336	18.448	22.164	24.724	102.5	33:44.365	34	1:05.405	18.990	21.871	24.544	102.4	57:33.126
16	1:04.765	17.984	22.018	24.763	103.4	34:49.130	35	1:04.911	18.392	21.820	24.699	103.2	58:38.037
17	1:05.335	18.177	22.351	24.807	102.5	35:54.465	36	1:05.907	18.716	22.416	24.775	101.6	59:43.944
18	1:05.803	19.132	22.060	24.611	101.8	37:00.268							
19	1:04.817	18.182	21.735	24.900	103.3	38:05.085							
20	1:04.506	18.094	21.809	24.603	103.8	39:09.591							
21	1:05.259	17.990	22.210	25.059	102.6	40:14.850							
22	1:04.967	18.079	21.768	25.120	103.1	41:19.817							
23	1:04.618	18.030	21.721	24.867	103.6	42:24.435							
24	1:18.604	18.687	28.825	31.092	85.2	43:43.039							
25	1:42.559	23.298	41.844	37.417	65.3	45:25.598							
26	1:20.948	28.268	24.996	27.684	82.7	46:46.546							
27	1:05.422	18.270	22.159	24.993	102.4	47:51.968							
28	1:03.857	18.085	21.330	24.442	104.9	48:55.825							
29	1:03.898	18.045	21.451	24.402	104.8	49:59.723							
30	1:05.242	18.171	21.472	25.599	102.6	51:04.965							
31	1:04.597	17.954	21.360	25.283	103.7	52:09.562							
32	1:09.934	17.626	21.032	31.276	95.7	53:19.496							
33	3:08.765	59.175	1:31.062	38.528	35.5	56:28.261							
34	1:05.587	18.846	22.451	24.290	102.1	57:33.848							
35	1:04.732	18.217	21.749	24.766	103.4	58:38.580							
36	1:04.757	18.176	21.912	24.669	103.4	59:43.337							

8 Tom DILLMANN FRA						
NIO Formula E Team			NIO Sport 004			
1	1:25.216	24.585	32.013	28.618	74.3	1:25.216
2	1:11.742	19.379	24.466	27.897	93.3	2:36.958
3	1:55.251	24.539	45.943	44.769	58.1	4:32.209
4	16:20.840 B	48.823	1:22.322	...	6.8	20:53.049
5	1:45.970	44.116	29.674	32.180	63.2	22:39.019
6	1:08.282	18.566	23.707	26.009	98.1	23:47.301
7	1:06.834	18.356	22.824	25.654	100.2	24:54.135
8	1:06.816	18.171	23.037	25.608	100.2	26:00.951
9	1:06.195	18.005	22.717	25.473	101.2	27:07.146
10	1:08.890	18.836	24.703	25.351	97.2	28:16.036
11	1:06.058	18.349	22.760	24.949	101.4	29:22.094
12	1:05.352	18.216	22.360	24.776	102.5	30:27.446
13	1:05.088	18.345	22.168	24.575	102.9	31:32.534
14	1:06.017	18.132	22.191	25.694	101.4	32:38.551
15	1:05.175	18.191	22.221	24.763	102.7	33:43.726
16	1:04.983	18.135	22.063	24.785	103.0	34:48.709
17	1:05.323	18.242	22.392	24.689	102.5	35:54.032
18	1:04.881	18.183	21.957	24.741	103.2	36:58.913
19	1:04.984	18.149	21.997	24.838	103.0	38:03.897
20	1:04.982	18.213	21.956	24.813	103.0	39:08.879
21	1:05.342	18.335	22.195	24.812	102.5	40:14.221
22	1:05.050	18.201	21.891	24.958	102.9	41:19.271
23	1:04.569	18.167	21.738	24.664	103.7	42:23.840
24	1:16.800	18.768	27.971	30.061	87.2	43:40.640
25	1:43.705	24.089	42.136	37.480	64.6	45:24.345

11 Lucas DI GRASSI BRA						
Audi Sport Abt Schaeffler Formula E Te			Audi e-tron FE05			
1	1:18.270	21.470	28.162	28.638	80.9	1:18.270
2	1:10.622	18.996	24.149	27.477	94.8	2:28.892
3	1:38.664	18.627	34.507	45.530	67.9	4:07.556
4	16:32.566 B	59.273	1:18.501	...	6.7	20:40.122
5	1:51.175	44.817	29.550	36.808	60.2	22:31.297
6	1:07.439	18.342	23.109	25.988	99.3	23:38.736
7	1:05.767	17.677	22.854	25.236	101.8	24:44.503
8	1:05.896	17.598	23.127	25.171	101.6	25:50.399
9	1:05.483	17.601	22.915	24.967	102.3	26:55.882
10	1:05.570	17.985	22.761	24.824	102.1	28:01.452
11	1:05.217	17.928	22.621	24.668	102.7	29:06.669
12	1:04.676	17.805	22.234	24.637	103.5	30:11.345
13	1:04.890	17.885	22.439	24.566	103.2	31:16.235
14	1:04.628	17.838	22.313	24.477	103.6	32:20.863
15	1:04.870	17.942	22.532	24.396	103.2	33:25.733
16	1:04.275	17.881	22.107	24.287	104.2	34:30.008
17	1:04.349	17.727	22.272	24.350	104.1	35:34.357
18	1:04.158	17.766	21.958	24.434	104.4	36:38.515
19	1:04.157	17.787	21.990	24.380	104.4	37:42.672
20	1:03.870	17.771	21.804	24.295	104.8	38:46.542
21	1:04.173	17.791	21.726	24.656	104.3	39:50.715
22	1:04.367	17.850	21.993	24.524	104.0	40:55.082
23	1:03.688	17.890	21.505	24.293	105.1	41:58.770
24	1:07.455	17.726	21.913	27.816	99.3	43:06.225
25	2:07.282	37.406	50.435	39.441	52.6	45:13.507
26	1:27.146	27.271	28.863	31.012	76.8	46:40.653
27	1:04.464	17.692	22.412	24.360	103.9	47:45.117
28	1:03.757	17.509	22.177	24.071	105.0	48:48.874
29	1:03.214	17.481	21.686	24.047	105.9	49:52.088
30	1:03.653	17.450	21.929	24.274	105.2	50:55.741
31	1:03.945	17.919	21.576	24.450	104.7	51:59.686
32	1:04.352	17.780	21.386	25.186	104.1	53:04.038
33	3:19.358	59.883	1:30.607	48.868	33.6	56:23.396
34	1:05.256	18.127	22.739	24.390	102.6	57:28.652
35	1:04.296	17.738	21.567	24.991	104.1	58:32.948
36	1:04.159	17.909	21.726	24.524	104.4	59:37.107

16 Oliver TURVEY GBR						
NIO Formula E Team			NIO Sport 004			
1	1:22.914	26.014	28.162	28.738	76.3	1:22.914
2	1:11.510	19.668	24.016	27.826	93.6	2:34.424
3	1:46.127	19.053	42.307	44.767	63.1	4:20.551
4	16:29.801 B	55.729	1:18.293	...	6.8	20:50.352



FIA FORMULA E CHAMPIONSHIP 2018-19

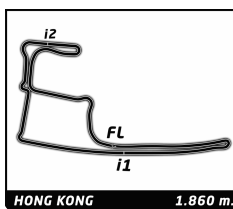


ABB FIA Formula E Championship

Round 5 - Hong Kong ePrix

Race

Analysis

Official Timekeeper TAGHeuer

Lap	Time	Sector 1	Sector 2	Sector 3	Kph	Elapsed	Lap	Time	Sector 1	Sector 2	Sector 3	Kph	Elapsed
5	1:47.160	42.709	30.077	34.374	62.5	22:37.512	24	1:15.231	18.078	24.021	33.132	89.0	43:22.627
6	1:08.315	18.771	23.393	26.151	98.0	23:45.827	25	1:55.231	27.609	49.650	37.972	58.1	45:17.858
7	1:06.307	18.131	22.771	25.405	101.0	24:52.134	26	1:25.093	27.673	27.793	29.627	78.7	46:42.951
8	1:05.865	17.963	22.714	25.188	101.7	25:57.999	27	1:04.275	18.117	21.828	24.330	104.2	47:47.226
9	1:05.727	18.005	22.546	25.176	101.9	27:03.726	28	1:03.769	17.880	21.615	24.274	105.0	48:50.995
10	1:05.878	18.285	22.650	24.943	101.6	28:09.604	29	1:03.719	17.910	21.442	24.367	105.1	49:54.714
11	1:05.297	18.141	22.423	24.733	102.5	29:14.901	30	1:03.790	17.693	21.719	24.378	105.0	50:58.504
12	1:05.114	18.151	22.311	24.652	102.8	30:20.015	31	1:03.757	17.963	21.377	24.417	105.0	52:02.261
13	1:04.969	18.037	22.227	24.705	103.1	31:24.984	32	1:08.249	17.888	21.416	28.945	98.1	53:10.510
14	1:04.839	18.044	22.244	24.551	103.3	32:29.823	33	3:15.049	59.457	1:32.437	43.155	34.3	56:25.559
15	1:04.625	17.988	22.114	24.523	103.6	33:34.448	34	1:05.095	18.460	21.890	24.745	102.9	57:30.654
16	1:04.581	18.032	22.009	24.540	103.7	34:39.029	35	1:05.497	18.528	22.417	24.552	102.2	58:36.151
17	1:04.471	17.987	21.925	24.559	103.9	35:43.500	36	1:04.336	18.067	22.052	24.217	104.1	59:40.487
18	1:04.520	17.985	21.975	24.560	103.8	36:48.020	19 Felipe MASSA BRA						
19	1:04.342	17.981	21.797	24.564	104.1	37:52.362	Venturi Formula E Team Venturi VFE05						
20	1:05.287	18.237	22.551	24.499	102.6	38:57.649	1	1:20.057	22.292	28.529	29.236	79.1	1:20.057
21	1:04.844	18.049	22.160	24.635	103.3	40:02.493	2	1:12.103	19.961	24.171	27.971	92.9	2:32.160
22	1:04.694	18.045	22.088	24.561	103.5	41:07.187	3	1:44.313	19.763	38.578	45.972	64.2	4:16.473
23	1:04.362	18.036	21.810	24.516	104.0	42:11.549	4	16:30.033 B	57.092	1:18.371	...	6.8	20:46.506
24	1:12.812	18.038	23.314	31.460	92.0	43:24.361	5	1:48.431	44.479	29.867	34.085	61.8	22:34.937
25	1:55.295	27.851	50.357	37.087	58.1	45:19.656	6	1:08.446	18.995	23.374	26.077	97.8	23:43.383
26	1:24.351	27.316	27.984	29.051	79.4	46:44.007	7	1:06.631	18.202	23.039	25.390	100.5	24:50.014
27	1:04.624	18.246	21.869	24.509	103.6	47:48.631	8	1:06.107	18.115	22.713	25.279	101.3	25:56.121
28	1:03.859	17.896	21.476	24.487	104.9	48:52.490	9	1:05.291	17.885	22.365	25.041	102.6	27:01.412
29	1:03.705	17.803	21.452	24.450	105.1	49:56.195	10	1:05.493	18.034	22.360	25.099	102.2	28:06.905
30	1:03.919	17.739	21.611	24.569	104.8	51:00.114	11	1:05.365	18.107	22.534	24.724	102.4	29:12.270
31	1:04.118	18.062	21.535	24.521	104.4	52:04.232	12	1:04.620	17.938	21.999	24.683	103.6	30:16.890
32	1:08.374	17.998	21.576	28.800	97.9	53:12.606	13	1:04.643	17.833	22.086	24.724	103.6	31:21.533
33	3:14.123	1:00.671	1:31.337	42.115	34.5	56:26.729	14	1:04.349	17.873	22.024	24.452	104.1	32:25.882
34	1:05.250	18.659	21.912	24.679	102.6	57:31.979	15	1:04.227	17.864	21.876	24.487	104.3	33:30.109
35	1:05.066	18.111	22.108	24.847	102.9	58:37.045	16	1:04.980	17.826	21.997	25.157	103.0	34:35.089
36	1:04.698	18.228	21.851	24.619	103.5	59:41.743	17	1:03.709	17.772	21.767	24.170	105.1	35:38.798
17 Gary PAFETT GBR						Venturi VFE05							
HWA RACELAB													
1	1:16.427	21.099	27.260	28.068	82.8	1:16.427	18	1:04.740	17.875	22.446	24.419	103.4	36:43.538
2	1:09.869	19.294	23.452	27.123	95.8	2:26.296	19	1:05.286	17.806	22.191	25.289	102.6	37:48.824
3	1:38.583	18.839	35.004	44.740	67.9	4:04.879	20	1:04.930	17.869	22.448	24.613	103.1	38:53.754
4	16:31.140 B	58.356	1:18.114	...	6.8	20:36.019	21	1:04.492	18.085	21.974	24.433	103.8	39:58.246
5	1:52.852	45.865	29.998	36.989	59.3	22:28.871	22	1:03.679	17.748	21.530	24.401	105.2	41:01.925
6	1:07.115	18.252	23.086	25.777	99.8	23:35.986	23	1:04.656	17.949	22.155	24.552	103.6	42:06.581
7	1:06.543	18.112	23.138	25.293	100.6	24:42.529	24	1:12.232	17.817	23.008	31.407	92.7	43:18.813
8	1:07.215	17.891	24.137	25.187	99.6	25:49.744	25	1:57.172	27.636	51.503	38.033	57.1	45:15.985
9	1:05.682	17.797	22.757	25.128	101.9	26:55.426	26	1:26.644	27.518	28.817	30.309	77.3	46:42.629
10	1:05.359	18.074	22.573	24.712	102.4	28:00.785	27	1:04.133	18.123	21.644	24.366	104.4	47:46.762
11	1:05.206	18.108	22.358	24.740	102.7	29:05.991	28	1:03.715	17.962	21.362	24.391	105.1	48:50.477
12	1:04.907	18.053	22.101	24.753	103.2	30:10.898	29	1:03.748	17.907	21.383	24.458	105.0	49:54.225
13	1:04.784	17.903	22.201	24.680	103.4	31:15.682	30	1:03.535	17.743	21.370	24.422	105.4	50:57.760
14	1:04.847	17.964	22.006	24.877	103.3	32:20.529	31	1:03.770	17.990	21.316	24.464	105.0	52:01.530
15	1:06.032	18.082	23.279	24.671	101.4	33:26.561	32	1:06.828	17.817	21.292	27.719	100.2	53:08.358
16	1:04.470	17.974	22.073	24.423	103.9	34:31.031	33	3:16.742	1:00.060	1:31.177	45.505	34.0	56:25.100
17	1:04.444	17.970	21.966	24.508	103.9	35:35.475	34	1:05.170	18.023	22.273	24.874	102.7	57:30.270
18	1:05.019	18.021	22.346	24.652	103.0	36:40.494	35	1:05.314	18.297	21.493	25.524	102.5	58:35.584
19	1:06.715	19.031	22.704	24.980	100.4	37:47.209	36	1:03.793	18.024	21.479	24.290	105.0	59:39.377
20	1:05.148	17.923	22.516	24.709	102.8	38:52.357	20 Mitch EVANS NZL						
21	1:04.552	17.919	22.163	24.470	103.7	39:56.909	Panasonic Jaguar Racing Jaguar I-Type III						
22	1:04.292	17.931	21.625	24.736	104.1	41:01.201	1	1:22.175	24.987	28.536	28.652	77.0	1:22.175
23	1:06.195	18.307	22.233	25.655	101.2	42:07.396	2	1:11.288	19.640	23.911	27.737	93.9	2:33.463

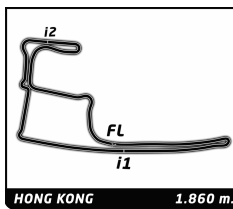


ABB FIA Formula E Championship

Round 5 - Hong Kong ePrix

Race

Analysis

Official Timekeeper TAG Heuer

■ 250KW
 ■ 225KW
 ■ Personal Best
 ■ Session Best
 ■ B Crossing the finish line in pit lane

Lap	Time	Sector 1	Sector 2	Sector 3	Kph	Elapsed	Lap	Time	Sector 1	Sector 2	Sector 3	Kph	Elapsed
3	1:44.119	18.884	40.114	45.121	64.3	4:17.582	22	1:04.373	17.752	21.952	24.669	104.0	41:09.051
4	16:30.857 B	57.080	1:18.900	...	6.8	20:48.439	23	1:04.175	17.744	21.736	24.695	104.3	42:13.226
5	1:46.795 ■	43.425	29.599	33.771	62.7	22:35.234	24	1:13.853	17.579	23.674	32.600	90.7	43:27.079
6	1:08.919 ■	19.025	23.821	26.073	97.2	23:44.153	25	1:55.149	28.275	50.780	36.094	58.2	45:22.228
7	1:06.595 ■	18.044	23.142	25.409	100.5	24:50.748	26	1:22.828	27.448	26.887	28.493	80.8	46:45.056
8	1:05.929 ■	18.056	22.867	25.006	101.6	25:56.677	27	1:05.809	18.473	22.690	24.646	101.7	47:50.865
9	1:05.820 ■	17.985	22.851	24.984	101.7	27:02.497	28	1:03.766	17.610	21.743	24.413	105.0	48:54.631
10	1:05.192	18.160	22.445	24.587	102.7	28:07.689	29	1:03.797	17.771	21.556	24.470	105.0	49:58.428
11	1:05.180	18.043	22.491	24.646	102.7	29:12.869	23 Sébastien BUEMI CHE						
12	1:04.877	17.953	22.311	24.613	103.2	30:17.746	Nissan e.dams Nissan IM01						
13	1:04.767	17.931	22.302	24.534	103.4	31:22.513	1	1:20.519	22.715	29.290	28.514	78.6	1:20.519
14	1:04.563	17.871	22.141	24.551	103.7	32:27.076	2	1:10.231	19.001	23.703	27.527	95.3	2:30.750
15	1:04.900	17.996	22.375	24.529	103.2	33:31.976	3	1:37.990	18.606	33.959	45.425	68.3	4:08.740
16	1:04.297	17.859	22.031	24.407	104.1	34:36.273	4	16:33.788 B	1:00.062	1:18.157	...	6.7	20:42.528
17	1:04.006	17.820	21.822	24.364	104.6	35:40.279	5	1:49.293 ■	44.466	28.798	36.029	61.3	22:31.821
18	1:04.529	18.062	22.048	24.419	103.8	36:44.808	6	1:07.875 ■	18.166	23.817	25.892	98.7	23:39.696
19	1:04.622	17.937	21.970	24.715	103.6	37:49.430	7	1:06.139 ■	17.603	23.264	25.272	101.2	24:45.835
20	1:05.112	18.228	22.473	24.411	102.8	38:54.542	8	1:05.771 ■	17.625	23.039	25.107	101.8	25:51.606
21	1:04.589	18.104	22.135	24.350	103.7	39:59.131	9	1:05.715 ■	17.539	23.015	25.161	101.9	26:57.321
22	1:03.794	17.880	21.610	24.304	105.0	41:02.925	10	1:05.466	17.835	22.734	24.897	102.3	28:02.787
23	1:04.858	17.933	21.956	24.969	103.2	42:07.783	11	1:04.855	17.705	22.432	24.718	103.2	29:07.642
24	1:15.420	18.042	24.107	33.271	88.8	43:23.203	12	1:04.761	17.601	22.453	24.707	103.4	30:12.403
25	1:55.477	28.011	49.806	37.660	58.0	45:18.680	13	1:04.894	17.695	22.381	24.818	103.2	31:17.297
26	1:24.635 ■	27.370	27.972	29.293	79.1	46:43.315	14	1:04.579	17.590	22.353	24.636	103.7	32:21.876
27	1:04.515 ■	18.140	21.878	24.497	103.8	47:47.830	15	1:05.146	17.635	22.891	24.620	102.8	33:27.022
28	1:03.719 ■	17.698	21.719	24.302	105.1	48:51.549	16	1:04.654	17.918	22.219	24.517	103.6	34:31.676
29	1:03.561	17.862	21.385	24.314	105.3	49:55.110	17	1:04.312	17.658	22.223	24.431	104.1	35:35.988
30	1:03.975 ■	17.846	21.635	24.494	104.7	50:59.085	18	1:04.845	17.770	22.796	24.279	103.3	36:40.833
31	1:03.862	17.857	21.552	24.453	104.9	52:02.947	19	1:05.047	18.163	22.118	24.766	102.9	37:45.880
32	1:08.287	17.937	21.439	28.911	98.1	53:11.234	25 Jean-Eric VERGNE FRA						
33	3:14.835	1:00.561	1:30.998	43.276	34.4	56:26.069	DS TECHEETAH DS E-TENSE FE19						
34	1:05.072	18.319	22.022	24.731	102.9	57:31.141	1	1:23.365	25.734	29.209	28.422	75.9	1:23.365
35	1:04.712	18.148	21.756	24.808	103.5	58:35.853	2	1:31.923	28.406	36.179	27.338	72.8	2:55.288
36	1:04.283	18.361	21.556	24.366	104.2	59:40.136	3	1:54.988	43.919	42.116	28.953	58.2	4:50.276

Lap	Time	Sector 1	Sector 2	Sector 3	Kph	Elapsed
22						
Oliver ROWLAND GBR						
Nissan e.dams Nissan IM01						
1	1:13.197	20.273	24.938	27.986	86.5	1:13.197
2	1:09.843	19.135	23.593	27.115	95.9	2:23.040
3	1:34.684	18.641	31.646	44.397	70.7	3:57.724
4	15:00.259 B	1:00.042	1:17.315	...	7.4	18:57.983
5	3:28.521 ■	2:18.338	31.791	38.392	32.1	22:26.504
6	1:07.186 ■	18.216	23.146	25.824	99.7	23:33.690
7	1:14.847 ■	26.040	23.226	25.581	89.5	24:48.537
8	1:06.138 ■	17.641	23.554	24.943	101.2	25:54.675
9	1:05.205 ■	17.576	22.431	25.198	102.7	26:59.880
10	1:04.987	17.583	22.524	24.880	103.0	28:04.867
11	1:04.940	17.571	22.781	24.588	103.1	29:09.807
12	1:04.586	17.490	22.100	24.996	103.7	30:14.393
13	1:05.378	17.638	22.155	25.585	102.4	31:19.771
14	1:04.283	17.690	21.943	24.650	104.2	32:24.054
15	1:04.170	17.539	22.134	24.497	104.3	33:28.224
16	1:04.598	17.857	22.054	24.687	103.7	34:32.822
17	1:04.166	17.625	21.991	24.550	104.4	35:36.988
18	1:05.431	18.048	22.357	25.026	102.3	36:42.419
19	1:05.624	17.692	22.500	25.432	102.0	37:48.043
20	1:04.847	17.720	22.268	24.859	103.3	38:52.890
21	1:11.788	17.609	29.368	24.811	93.3	40:04.678

Lap	Time	Sector 1	Sector 2	Sector 3	Kph	Elapsed
1	1:23.365	25.734	29.209	28.422	75.9	1:23.365
2	1:31.923	28.406	36.179	27.338	72.8	2:55.288
3	1:54.988	43.919	42.116	28.953	58.2	4:50.276
4	16:05.201 B	33.094	1:21.519	...	6.9	20:55.477
5	1:44.050 ■	43.187	29.321	31.542	64.4	22:39.527
6	1:08.029 ■	18.578	23.713	25.738	98.4	23:47.556
7	1:07.024 ■	18.326	23.289	25.409	99.9	24:54.580
8	1:06.725 ■	18.182	23.212	25.331	100.4	26:01.305
9	1:06.066 ■	17.926	22.940	25.200	101.4	27:07.371
10	1:06.758	19.202	22.775	24.781	100.3	28:14.129
11	1:04.705	17.910	22.234	24.561	103.5	29:18.834
12	1:05.079	17.889	22.508	24.682	102.9	30:23.913
13	1:04.974	17.995	21.956	25.023	103.1	31:28.887
14	1:06.193	17.896	23.665	24.632	101.2	32:35.080
15	1:05.331	17.926	22.619	24.786	102.5	33:40.411
16	1:05.613	18.147	22.513	24.953	102.1	34:46.024
17	1:05.579	18.327	22.551	24.701	102.1	35:51.603
18	1:05.389	18.159	22.603	24.627	102.4	36:56.992
19	1:04.479	17.918	22.085	24.476	103.8	38:01.471
20	1:04.513	17.988	21.978	24.547	103.8	39:05.984
21	1:04.451	18.000	21.779	24.672	103.9	40:10.435
22	1:26.721 B	17.917	21.902	46.902	77.2	41:37.156
23	1:08.839	22.023	22.132	24.684	97.3	42:45.995
24	1:12.960	23.260	23.257	26.443	91.8	43:58.955

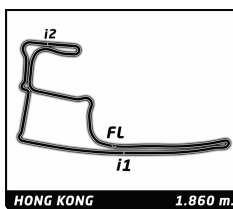


ABB FIA Formula E Championship

Round 5 - Hong Kong ePrix

Race

Analysis

Official Timekeeper TAG Heuer

■ 250KW
 ▣ 225KW
 ■ Personal Best
 ■ Session Best
 B Crossing the finish line in pit lane

Lap	Time	Sector 1	Sector 2	Sector 3	Kph	Elapsed	Lap	Time	Sector 1	Sector 2	Sector 3	Kph	Elapsed		
25	1:28.907	18.688	32.263	37.956	75.3	45:27.862	24	1:13.412	17.850	23.636	31.926	91.2	43:25.526		
26	1:19.665	28.346	24.951	26.368	84.1	46:47.527	25	1:55.100	28.728	50.159	36.213	58.2	45:20.626		
27	1:04.993	18.094	21.970	24.929	103.0	47:52.520	26	1:23.908	▣	27.230	27.749	28.929	79.8	46:44.534	
28	1:04.348	18.181	21.678	24.489	104.1	48:56.868	27	1:04.676	▣	18.443	21.787	24.446	103.5	47:49.210	
29	1:03.611	17.932	21.303	24.376	105.3	50:00.479	28	1:03.780	▣	17.877	21.584	24.319	105.0	48:52.990	
30	1:04.802	18.111	21.399	25.292	103.3	51:05.281	29	1:03.688	▣	17.758	21.468	24.462	105.1	49:56.678	
31	1:04.845	▣	18.205	21.610	25.030	103.3	52:10.126	30	1:03.743	▣	17.704	21.657	24.382	105.0	51:00.421
32	1:10.903	▣	17.688	21.086	32.129	94.4	53:21.029	31	1:04.659	18.301	21.774	24.584	103.6	52:05.080	
33	3:07.914	1:01.766	1:30.609	35.539	35.6	56:28.943	32	1:08.457	17.889	21.612	28.956	97.8	53:13.537		
34	1:07.934	19.257	23.036	25.641	98.6	57:36.877	33	3:13.699	1:01.411	1:31.822	40.466	34.6	56:27.236		
35	1:05.511	17.816	21.739	25.956	102.2	58:42.388	34	1:05.333	18.727	22.201	24.405	102.5	57:32.569		
36	1:05.335	17.744	22.927	24.664	102.5	59:47.723	35	1:05.054	18.156	22.211	24.687	102.9	58:37.623		
							36	1:04.988	18.470	21.878	24.640	103.0	59:42.611		

27 Alexander SIMS GBR
BMW i ANDRETTI MOTORSPORT BMW iFE.18

1	1:20.055	22.846	28.390	28.819	79.1	1:20.055	
2	1:38.312	32.081	37.776	28.455	68.1	2:58.367	
3	1:58.599	44.505	41.787	32.307	56.5	4:56.966	
4	15:59.508 B	32.985	1:19.939	...	7.0	20:56.474	
5	1:43.607	▣	44.776	28.409	30.422	64.6	22:40.081
6	1:07.971	▣	18.604	23.493	25.874	98.5	23:48.052
7	1:07.272	▣	18.052	23.508	25.712	99.5	24:55.324
8	1:10.400	▣	18.038	27.032	25.330	95.1	26:05.724
9	1:06.188	▣	18.010	22.888	25.290	101.2	27:11.912
10	1:06.215	18.282	22.990	24.943	101.1	28:18.127	
11	1:05.804	18.310	22.568	24.926	101.8	29:23.931	
12	1:05.192	18.144	22.226	24.822	102.7	30:29.123	
13	1:04.954	18.087	22.267	24.600	103.1	31:34.077	
14	1:05.143	18.029	22.290	24.824	102.8	32:39.220	
15	1:05.625	18.577	22.423	24.625	102.0	33:44.845	
16	1:04.899	18.131	22.192	24.576	103.2	34:49.744	

28 Antonio Felix DA COSTA PRT
BMW i ANDRETTI MOTORSPORT BMW iFE.18

1	1:24.563	27.075	29.132	28.356	74.8	1:24.563	
2	1:11.237	19.521	24.451	27.265	94.0	2:35.800	
3	1:49.352	19.942	49.183	40.227	61.2	4:25.152	
4	16:26.272 B	53.623	1:17.627	...	6.8	20:51.424	
5	1:46.348	▣	43.055	29.610	33.683	63.0	22:37.772
6	1:08.475	▣	18.707	23.767	26.001	97.8	23:46.247
7	1:06.468	▣	18.097	22.986	25.385	100.7	24:52.715
8	1:05.913	▣	17.797	22.906	25.210	101.6	25:58.628
9	1:06.197	▣	17.828	22.958	25.411	101.2	27:04.825
10	1:05.806	18.089	22.711	25.006	101.8	28:10.631	
11	1:05.615	17.967	22.541	25.107	102.0	29:16.246	
12	1:05.127	18.088	22.369	24.670	102.8	30:21.373	
13	1:04.771	17.855	22.253	24.663	103.4	31:26.144	
14	1:04.715	17.806	22.302	24.607	103.5	32:30.859	
15	1:04.593	17.781	22.271	24.541	103.7	33:35.452	
16	1:04.964	17.813	22.430	24.721	103.1	34:40.416	
17	1:04.640	17.920	22.177	24.543	103.6	35:45.056	
18	1:04.615	17.772	22.291	24.552	103.6	36:49.671	
19	1:04.122	17.836	21.859	24.427	104.4	37:53.793	
20	1:04.699	18.046	22.059	24.594	103.5	38:58.492	
21	1:04.469	17.835	22.242	24.392	103.9	40:02.961	
22	1:05.175	▣	17.678	22.830	24.667	102.7	41:08.136
23	1:03.978	17.905	21.653	24.420	104.7	42:12.114	

36 André LOTTERER DEU
DS TECHEETAH DS E-TENSE FE19

1	1:16.024	20.870	27.099	28.055	83.2	1:16.024	
2	1:09.726	18.917	23.441	27.368	96.0	2:25.750	
3	1:37.801	18.770	33.793	45.238	68.5	4:03.551	
4	16:30.898 B	58.155	1:17.424	...	6.8	20:34.449	
5	1:53.710	▣	45.419	30.509	37.782	58.9	22:28.159
6	1:06.366	▣	18.040	22.645	25.681	100.9	23:34.525
7	1:06.170	▣	18.409	22.773	24.988	101.2	24:40.695
8	1:04.767	▣	17.756	21.858	25.153	103.4	25:45.462
9	1:04.389	▣	17.710	22.020	24.659	104.0	26:49.851
10	1:04.220	17.929	21.930	24.361	104.3	27:54.071	
11	1:04.247	17.776	22.035	24.436	104.2	28:58.318	
12	1:04.167	17.884	21.993	24.290	104.4	30:02.485	
13	1:03.847	17.838	21.695	24.314	104.9	31:06.332	
14	1:03.715	17.748	21.693	24.274	105.1	32:10.047	
15	1:03.872	17.907	21.664	24.301	104.8	33:13.919	
16	1:03.981	17.719	22.024	24.238	104.7	34:17.900	
17	1:03.926	17.777	21.727	24.422	104.7	35:21.826	
18	1:04.027	17.860	21.874	24.293	104.6	36:25.853	
19	1:04.726	17.775	22.608	24.343	103.5	37:30.579	
20	1:03.985	17.766	22.022	24.197	104.6	38:34.564	
21	1:03.741	17.734	21.627	24.380	105.1	39:38.305	
22	1:03.927	17.872	21.683	24.372	104.7	40:42.232	
23	1:03.775	17.797	21.656	24.322	105.0	41:46.007	
24	1:09.544	17.947	21.831	29.766	96.3	42:55.551	
25	2:14.610	44.006	50.099	40.505	49.7	45:10.161	
26	1:28.880	▣	26.852	29.605	32.423	75.3	46:39.041
27	1:04.180	▣	17.875	22.180	24.125	104.3	47:43.221
28	1:02.317	▣	17.321	21.093	23.903	107.5	48:45.538
29	1:02.390	▣	17.356	21.067	23.967	107.3	49:47.928
30	1:02.497	▣	17.366	21.131	24.000	107.1	50:50.425
31	1:03.112	17.700	21.200	24.212	106.1	51:53.537	
32	1:05.456	17.902	21.155	26.399	102.3	52:58.993	
33	3:21.271	59.708	1:30.164	51.399	33.3	56:20.264	
34	1:03.477	18.026	21.247	24.204	105.5	57:23.741	
35	1:12.901	17.750	23.591	31.560	91.9	58:36.642	
36	1:23.747	21.924	29.632	32.191	80.0	1:00:00.389	

48 Edoardo MORTARA CHE
Venturi Formula E Team Venturi VFE05

1	1:17.474	21.856	26.999	28.619	81.7	1:17.474
2	1:10.568	19.043	24.075	27.450	94.9	2:28.042

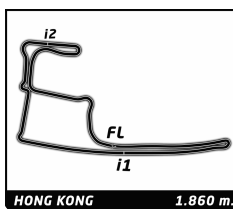


ABB FIA Formula E Championship

Round 5 - Hong Kong ePrix

Race

Analysis

Official Timekeeper TAGHeuer

■ 250KW
 ■ 225KW
 ■ Personal Best
 ■ Session Best
 ■ B Crossing the finish line in pit lane

Lap	Time	Sector 1	Sector 2	Sector 3	Kph	Elapsed	Lap	Time	Sector 1	Sector 2	Sector 3	Kph	Elapsed
3	1:38.155	18.755	34.573	44.827	68.2	4:06.197	17	1:03.712	17.467	21.959	24.286	105.1	35:37.578
4	16:32.517 B	59.299	1:17.991	...	6.7	20:38.714	18	1:05.210	17.835	22.581	24.794	102.7	36:42.788
5	1:51.266	17.880	22.901	25.541	101.0	24:43.571	19	1:05.586	17.678	22.607	25.301	102.1	37:48.374
6	1:07.269	18.123	23.565	25.581	99.5	23:37.249	20	1:04.945	17.774	22.575	24.596	103.1	38:53.319
7	1:06.322	17.880	22.901	25.541	101.0	24:43.571	21	1:04.448	18.039	21.932	24.477	103.9	39:57.767
8	1:05.535	17.753	22.490	25.292	102.2	25:49.106	22	1:03.858	17.689	21.682	24.487	104.9	41:01.625
9	1:05.179	17.644	22.332	25.203	102.7	26:54.285	23	1:03.926	17.897	21.631	24.398	104.7	42:05.551
10	1:05.447	17.987	22.582	24.878	102.3	27:59.732	24	1:12.288	17.838	22.307	32.143	92.6	43:17.839
11	1:04.908	17.814	22.316	24.778	103.2	29:04.640	25	1:57.440	27.379	51.859	38.202	57.0	45:15.279
12	1:04.715	17.807	22.158	24.750	103.5	30:09.355	26	1:26.635	26.854	29.313	30.468	77.3	46:41.914
13	1:04.691	17.866	22.099	24.726	103.5	31:14.046	27	1:04.267	17.670	22.270	24.327	104.2	47:46.181
14	1:04.516	17.863	22.047	24.606	103.8	32:18.562	28	1:03.868	17.651	21.834	24.383	104.8	48:50.049
15	1:04.204	17.756	21.924	24.524	104.3	33:22.766	29	1:03.238	17.468	21.592	24.178	105.9	49:53.287
16	1:04.229	17.767	21.914	24.548	104.3	34:26.995	30	1:03.580	17.402	21.845	24.333	105.3	50:56.867
17	1:04.476	17.831	22.141	24.504	103.9	35:31.471	31	1:04.082	17.802	21.609	24.671	104.5	52:00.949
18	1:04.876	17.773	22.017	25.086	103.2	36:36.347	32	1:06.514	17.777	21.268	27.469	100.7	53:07.463
19	1:03.967	17.478	21.634	24.855	104.7	37:40.314	33	3:17.119	59.201	1:31.478	46.440	34.0	56:24.582
20	1:03.257	17.547	21.492	24.218	105.9	38:43.571	34	1:05.215	18.000	22.507	24.708	102.7	57:29.797
21	1:03.636	17.583	21.653	24.400	105.2	39:47.207	35	1:04.160	17.765	21.422	24.973	104.4	58:33.957
22	1:03.748	17.581	21.632	24.535	105.0	40:50.955	36	1:04.147	18.037	21.521	24.589	104.4	59:38.104
23	1:04.397	17.869	21.755	24.773	104.0	41:55.352							
24	1:07.217	17.961	21.717	27.539	99.6	43:02.569							
25	2:09.945	40.097	50.400	39.448	51.5	45:12.514							
26	1:27.699	26.503	29.843	31.353	76.4	46:40.213							
27	1:04.475	17.869	22.162	24.444	103.9	47:44.688							
28	1:03.569	17.708	21.776	24.085	105.3	48:48.257							
29	1:03.251	17.704	21.480	24.067	105.9	49:51.508							
30	1:03.370	17.731	21.536	24.103	105.7	50:54.878							
31	1:03.294	17.850	21.106	24.338	105.8	51:58.172							
32	1:03.811	17.797	21.247	24.767	104.9	53:01.983							
33	3:19.891	1:00.040	1:30.693	49.158	33.5	56:21.874							
34	1:03.789	17.860	21.439	24.490	105.0	57:25.663							
35	1:06.757	17.787	22.382	26.588	100.3	58:32.420							
36	1:03.699	17.669	21.479	24.551	105.1	59:36.119							

94 Pascal WEHRLEIN DEU
 MAHINDRA RACING Mahindra M5Electro

1	1:27.028	27.755	30.317	28.956	72.7	1:27.028
---	----------	--------	--------	--------	------	----------

64 Jérôme D'AMBROSIO BEL
 MAHINDRA RACING Mahindra M5Electro

1	1:27.584	27.495	31.062	29.027	72.3	1:27.584
---	----------	--------	--------	--------	------	----------

66 Daniel ABT DEU
 Audi Sport Abt Schaeffler Formula E Te Audi e-tron FE05

1	1:21.650	24.754	28.058	28.838	77.5	1:21.650
2	1:11.142	19.335	24.142	27.665	94.1	2:32.792
3	1:39.804	18.792	36.269	44.743	67.1	4:12.596
4	16:32.567 B	59.403	1:18.993	...	6.7	20:45.163
5	1:48.106	44.237	29.613	34.256	61.9	22:33.269
6	1:08.159	18.622	23.544	25.993	98.2	23:41.428
7	1:06.512	18.226	22.857	25.429	100.7	24:47.940
8	1:06.098	18.009	23.181	24.908	101.3	25:54.038
9	1:05.147	17.908	22.314	24.925	102.8	26:59.185
10	1:05.073	17.836	22.531	24.706	102.9	28:04.258
11	1:04.854	17.930	22.457	24.467	103.2	29:09.112
12	1:04.438	17.827	22.083	24.528	103.9	30:13.550
13	1:06.659	17.974	22.369	26.316	100.5	31:20.209
14	1:04.412	17.900	22.086	24.426	104.0	32:24.621
15	1:04.303	17.915	21.971	24.417	104.1	33:28.924
16	1:04.942	17.891	22.125	24.926	103.1	34:33.866