Round 5 - Hong Kong ePrix

ABB FIA Formula E Championship

Results Booklet

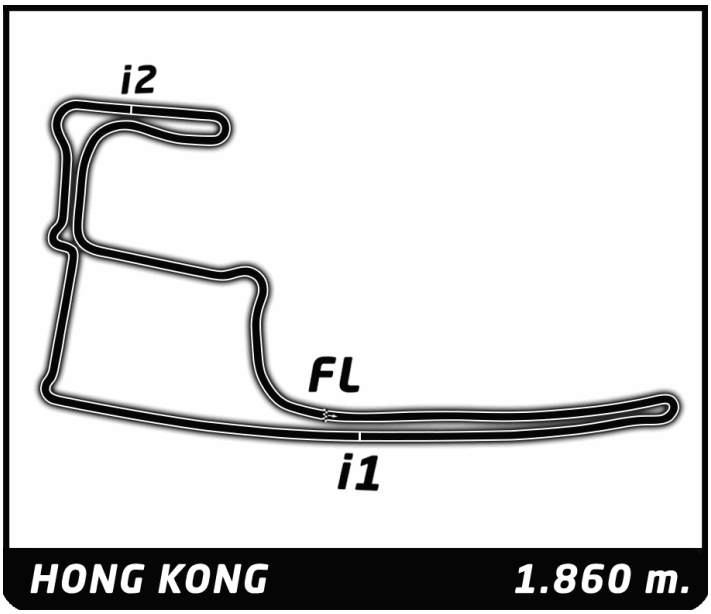

FIA FORMULA E CHAMPIONSHIP 2018-19

Doc No. Date: Posted at:

ABB FIA FORMULA E CHAMPIONSHIP

Round 5 - Hong Kong ePrix - Free Practice 1

CLASSIFICATION

Official Timekeeper: TAGHeuer

POS	NO	DRIVER	NAT	TEAM	CAR	TIME	LAP	TOTAL	GAP		KPH
1	22	Oliver ROWLAND	GBR	Nissan e.dams	Nissan IM01	1:09.283	26	26	-	-	96.6
2	36	André LOTTERER	DEU	DS TECHEETAH	DS E-TENSE FE19	1:09.653	26	28	+0.370	+0.370	96.1
3	25	Jean-Eric VERGNE	FRA	DS TECHEETAH	DS E-TENSE FE19	1:09.744	25	25	+0.461	+0.091	96.0
4	23	Sébastien BUEMI	CHE	Nissan e.dams	Nissan IM01	1:09.893	26	27	+0.610	+0.149	95.8
5	66	Daniel ABT	DEU	Audi Sport Abt Schaeffler Formula E Team	Audi e-tron FE05	1:09.956	29	30	+0.673	+0.063	95.7
6	4	Robin FRIJNS	NLD	Envision Virgin Racing	Audi e-tron FE05	1:09.957	24	26	+0.674	+0.001	95.7
7	7	José Maria LOPEZ	ARG	GEOX DRAGON	Penske EV-3	1:10.070	27	27	+0.787	+0.113	95.6
8	17	Gary PAFFETT	GBR	HWA RACELAB	Venturi VFE05	1:10.236	28	30	+0.953	+0.166	95.3
9	27	Alexander SIMS	GBR	BMW i ANDRETTI MOTORSPORT	BMW iFE.18	1:10.382	28	29	+1.099	+0.146	95.1
10	48	Edoardo MORTARA	CHE	Venturi Formula E Team	Venturi VFE05	1:10.418	26	26	+1.135	+0.036	95.1
11	5	Stoffel VANDOORNE	BEL	HWA RACELAB	Venturi VFE05	1:10.567	29	30	+1.284	+0.149	94.9
12	2	Sam BIRD	GBR	Envision Virgin Racing	Audi e-tron FE05	1:10.724	25	26	+1.441	+0.157	94.7
13	8	Tom DILLMANN	FRA	NIO Formula E Team	NIO Sport 004	1:10.728	25	28	+1.445	+0.004	94.7
14	19	Felipe MASSA	BRA	Venturi Formula E Team	Venturi VFE05	1:10.864	23	32	+1.581	+0.136	94.5
15	20	Mitch EVANS	NZL	Panasonic Jaguar Racing	Jaguar I-Type III	1:10.898	23	23	+1.615	+0.034	94.4
16	3	Nelson PIQUET	BRA	Panasonic Jaguar Racing	Jaguar I-Type III	1:11.021	24	24	+1.738	+0.123	94.3
17	11	Lucas DI GRASSI	BRA	Audi Sport Abt Schaeffler Formula E Team	Audi e-tron FE05	1:11.316	18	25	+2.033	+0.295	93.9
18	6	Felipe NASR	BRA	GEOX DRAGON	Penske EV-3	1:11.321	25	25	+2.038	+0.005	93.9
19	28	Antonio Felix DA COSTA	PRT	BMW i ANDRETTI MOTORSPORT	BMW iFE.18	1:11.380	28	31	+2.097	+0.059	93.8
20	94	Pascal WEHRLEIN	DEU	MAHINDRA RACING	Mahindra M5Electro	1:11.396	28	28	+2.113	+0.016	93.8
21	64	Jérôme D'AMBROSIO	BEL	MAHINDRA RACING	Mahindra M5Electro	1:11.843	27	28	+2.560	+0.447	93.2
22	16	Oliver TURVEY	GBR	NIO Formula E Team	NIO Sport 004	1:12.305	26	27	+3.022	+0.462	92.6

FASTEST LAP

22	Oliver ROWLAND	GBR	Nissan e.dams	Nissan IM01	1:09.283 on Lap 26	96.6 Kph

Clerk of the Course:
Shiu Wai Ho, Oscar

Timekeeper:
Lleó Batlles

Series Partners:

Title Partner Race Title Sponsor Global Partner Technical Partner Official Partners

No part of these results/data may be reproduced, stored in a retrieval system or transmitted in any form or by any means electronic, mechanical, photocopying, recording, broadcasting or otherwise without prior permission of the copyright holder except for reproduction in local/national/international daily press and regular printed publications on sale to the public within 90 days of the event to which the results/data relate and provided that the copyright symbol appears together with the name of the copyright holder.

The FÉDÉRATION INTERNATIONALE DE L'AUTOMOBILE logo, FÉDÉRATION INTERNATIONALE DE L'AUTOMOBILE, FIA logo, FIA, FIA FORMULA-E CHAMPIONSHIP, FIA FORMULA-E CHAMPIONSHIP logo and related marks are protectedtrademarks of the Fédération Internationale de l'Automobile (FIA), Chemin de Blandonnet 2, 1214 Vernier, Switzerland.

©2019, Fédération Internationale de l'Automobile (FIA)

FIA FORMULA E CHAMPIONSHIP 2018-19

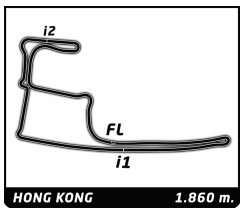

ABB FIA Formula E Championship

Round 5 - Hong Kong ePrix

Free Practice 1

Best Sector Times

Official Timekeeper TAGHeuer

Pos	SECTOR 1 Driver	Time	SECTOR 2 Driver	Time	SECTOR 3 Driver	Time	Pos	Driver	Ideal Lap	Best Lap
1	22 O.ROWLAND	18.593	22 O.ROWLAND	22.905	36 A.LOTTERER	27.428	1	22 O.ROWLAND	1:09.283	1:09.283 (1)
2	27 A.SIMS	18.852	8 T.DILLMANN	22.922	5 S.VANDOORNE	27.608	2	36 A.LOTTERER	1:09.292	1:09.653 (2)
3	23 S.BUEMI	18.870	36 A.LOTTERER	22.928	25 J.VERGNE	27.637	3	25 J.VERGNE	1:09.744	1:09.744 (3)
4	7 J.LOPEZ	18.907	48 E.MORTARA	22.986	4 R.FRIJNS	27.667	4	23 S.BUEMI	1:09.893	1:09.893 (4)
5	36 A.LOTTERER	18.936	66 D.ABT	23.044	17 G.PAFFETT	27.746	5	66 D.ABT	1:09.956	1:09.956 (5)
6	5 S.VANDOORNE	18.944	25 J.VERGNE	23.052	22 O.ROWLAND	27.785	6	4 R.FRIJNS	1:09.957	1:09.957 (6)
7	66 D.ABT	18.963	4 R.FRIJNS	23.065	2 S.BIRD	27.795	7	5 S.VANDOORNE	1:09.971	1:10.567 (11)
8	19 F.MASSA	18.971	23 S.BUEMI	23.089	20 M.EVANS	27.918	8	7 J.LOPEZ	1:10.070	1:10.070 (7)
9	2 S.BIRD	19.042	7 J.LOPEZ	23.115	23 S.BUEMI	27.934	9	48 E.MORTARA	1:10.102	1:10.418 (10)
10	25 J.VERGNE	19.055	19 F.MASSA	23.244	66 D.ABT	27.949	10	8 T.DILLMANN	1:10.162	1:10.728 (13)
11	8 T.DILLMANN	19.111	20 M.EVANS	23.286	48 E.MORTARA	27.981	11	17 G.PAFFETT	1:10.214	1:10.236 (8)
12	48 E.MORTARA	19.135	17 G.PAFFETT	23.313	28 A.DA COSTA	27.997	12	2 S.BIRD	1:10.249	1:10.724 (12)
13	17 G.PAFFETT	19.155	11 L.DI GRASSI	23.336	27 A.SIMS	28.035	13	19 F.MASSA	1:10.265	1:10.864 (14)
14	4 R.FRIJNS	19.225	2 S.BIRD	23.412	94 P.WEHRLEIN	28.036	14	27 A.SIMS	1:10.382	1:10.382 (9)
15	11 L.DI GRASSI	19.261	5 S.VANDOORNE	23.419	7 J.LOPEZ	28.048	15	20 M.EVANS	1:10.607	1:10.898 (15)
16	3 N.PIQUET	19.331	27 A.SIMS	23.495	19 F.MASSA	28.050	16	3 N.PIQUET	1:11.021	1:11.021 (16)
17	28 A.DA COSTA	19.342	3 N.PIQUET	23.507	6 F.NASR	28.104	17	28 A.DA COSTA	1:11.113	1:11.380 (19)
18	20 M.EVANS	19.403	94 P.WEHRLEIN	23.536	8 T.DILLMANN	28.129	18	94 P.WEHRLEIN	1:11.163	1:11.396 (20)
19	6 F.NASR	19.514	64 J.D'AMBROSIO	23.545	3 N.PIQUET	28.183	19	11 L.DI GRASSI	1:11.223	1:11.316 (17)
20	94 P.WEHRLEIN	19.591	6 F.NASR	23.608	64 J.D'AMBROSIO	28.348	20	6 F.NASR	1:11.226	1:11.321 (18)
21	64 J.D'AMBROSIO	19.630	16 O.TURVEY	23.760	11 L.DI GRASSI	28.626	21	64 J.D'AMBROSIO	1:11.523	1:11.843 (21)
22	16 O.TURVEY	19.631	28 A.DA COSTA	23.774	16 O.TURVEY	28.713	22	16 O.TURVEY	1:12.104	1:12.305 (22)

Title Partner Race Title Sponsor Global Partner Technical Partner Official Partners

FIA FORMULA E CHAMPIONSHIP 2018-19

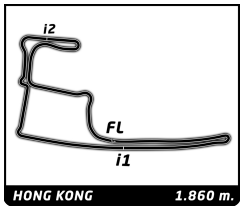

ABB FIA Formula E Championship

Round 5 - Hong Kong ePrix

Free Practice 1

Fastest Lap Sequence

Official Timekeeper TAGHeuer

Practice Time	Driver	Team	Car	Time	Kph	Lap
2:47.916	66 Daniel ABT	Audi Sport Abt Schaeffler Formula E Team	Audi e-tron FE05	**1:18.072**	85.8	2
3:03.341	36 André LOTTERER	DS TECHEETAH	DS E-TENSE FE19	**1:17.007**	87.0	2
3:43.116	5 Stoffel VANDOORNE	HWA RACELAB	Venturi VFE05	**1:16.850**	87.1	2
3:45.819	25 Jean-Eric VERGNE	DS TECHEETAH	DS E-TENSE FE19	**1:16.150**	87.9	2
4:11.967	4 Robin FRIJNS	Envision Virgin Racing	Audi e-tron FE05	**1:14.792**	89.5	3
5:36.221	2 Sam BIRD	Envision Virgin Racing	Audi e-tron FE05	**1:14.471**	89.9	4
8:22.005	66 Daniel ABT	Audi Sport Abt Schaeffler Formula E Team	Audi e-tron FE05	**1:14.052**	90.4	6
8:30.123	4 Robin FRIJNS	Envision Virgin Racing	Audi e-tron FE05	**1:12.072**	92.9	6
11:08.001	36 André LOTTERER	DS TECHEETAH	DS E-TENSE FE19	**1:11.919**	93.1	8
13:37.962	23 Sébastien BUEMI	Nissan e.dams	Nissan IM01	**1:11.682**	93.4	10
18:37.143	94 Pascal WEHRLEIN	MAHINDRA RACING	Mahindra M5Electro	**1:11.450**	93.7	14
18:57.949	48 Edoardo MORTARA	Venturi Formula E Team	Venturi VFE05	**1:11.295**	93.9	10
20:37.251	20 Mitch EVANS	Panasonic Jaguar Racing	Jaguar I-Type III	**1:11.254**	94.0	15
21:23.998	48 Edoardo MORTARA	Venturi Formula E Team	Venturi VFE05	**1:10.956**	94.4	12
24:35.455	36 André LOTTERER	DS TECHEETAH	DS E-TENSE FE19	**1:10.815**	94.6	14
37:18.763	36 André LOTTERER	DS TECHEETAH	DS E-TENSE FE19	**1:10.103**	95.5	21
40:58.486	36 André LOTTERER	DS TECHEETAH	DS E-TENSE FE19	**1:09.992**	95.7	24
43:05.046	4 Robin FRIJNS	Envision Virgin Racing	Audi e-tron FE05	**1:09.957**	95.7	24
43:21.515	36 André LOTTERER	DS TECHEETAH	DS E-TENSE FE19	**1:09.653**	96.1	26
45:21.841	22 Oliver ROWLAND	Nissan e.dams	Nissan IM01	**1:09.283**	96.6	26

Title Partner Race Title Sponsor Global Partner Technical Partner Official Partners

FIA FORMULA E CHAMPIONSHIP 2018-19

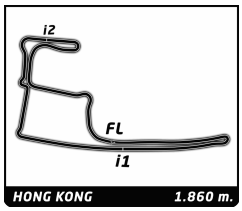

ABB FIA Formula E Championship

Round 5 - Hong Kong ePrix

Free Practice 1

Analysis

Official Timekeeper TAGHeuer

250KW 225KW Personal Best Session Best **B** Crossing the finish line in pit lane

2 Sam BIRD — GBR

Envision Virgin Racing — Audi e-tron FE05

Lap	Time	Sector 1	Sector 2	Sector 3	Kph	Elapsed
1	1:43.292	39.806	30.461	33.025	61.3	1:43.292
2	1:19.369	22.149	26.001	31.219	84.4	3:02.661
3	1:19.089	22.081	26.529	30.479	84.7	4:21.750
4	1:14.471	20.360	24.867	29.244	89.9	5:36.221
5	1:46.469	39.946	36.941	29.582	62.9	7:22.690
6	1:14.857	20.938	24.608	29.311	89.5	8:37.547
7	1:13.646	19.980	24.277	29.389	90.9	9:51.193
8	1:14.024	20.045	24.964	29.015	90.5	11:05.217
9	1:13.590	20.275	24.450	28.865	91.0	12:18.807
10	1:15.352	20.115	25.371	29.866	88.9	13:34.159
11	1:17.000	20.208	25.237	31.555	87.0	14:51.159
12	1:12.233	19.604	23.856	28.773	92.7	16:03.392
13	1:16.903	20.883	25.914	30.106	87.1	17:20.295
14	8:52.958 B	19.865	23.682	8:09.411	12.6	26:13.253
15	1:24.850	26.472	28.387	29.991	78.9	27:38.103
16	1:13.893	20.040	24.250	29.603	90.6	28:51.996
17	1:12.290	19.904	23.906	28.480	92.6	30:04.286
18	1:31.783	25.806	27.020	38.957	73.0	31:36.069
19	1:11.570	19.442	23.728	28.400	93.6	32:47.639
20	5:54.503 B	19.922	23.871	5:10.710	18.9	38:42.142
21	1:20.222	25.329	25.828	29.065	83.5	40:02.364
22	1:19.359	20.193	25.618	33.548	84.4	41:21.723
23	1:12.717	19.042	25.313	28.362	92.1	42:34.440
24	1:14.197	19.994	25.487	28.716	90.2	43:48.637
25	1:10.724	19.517	23.412	27.795	94.7	44:59.361
26	1:24.682	19.775	25.313	39.594	79.1	46:24.043

3 Nelson PIQUET — BRA

Panasonic Jaguar Racing — Jaguar I-Type III

Lap	Time	Sector 1	Sector 2	Sector 3	Kph	Elapsed
1	2:38.263	1:31.603	33.508	33.152	40.0	2:38.263
2	1:18.266	21.275	26.915	30.076	85.6	3:56.529
3	1:16.958	20.902	26.196	29.860	87.0	5:13.487
4	1:38.848	20.429	37.488	40.931	67.7	6:52.335
5	1:14.570	20.321	24.978	29.271	89.8	8:06.905
6	1:16.438	20.340	26.434	29.664	87.6	9:23.343
7	1:28.111	22.147	36.695	29.269	76.0	10:51.454
8	1:14.687	20.200	24.714	29.773	89.7	12:06.141
9	1:14.342	20.310	24.798	29.234	90.1	13:20.483
10	1:17.609	20.174	28.332	29.103	86.3	14:38.092
11	1:12.950	19.879	24.075	28.996	91.8	15:51.042
12	1:15.433	19.804	24.355	31.274	88.8	17:06.475
13	1:12.470	19.760	24.101	28.609	92.4	18:18.945
14	1:15.760	19.590	24.872	31.298	88.4	19:34.705
15	1:12.011	19.762	23.820	28.429	93.0	20:46.716
16	1:16.715	19.683	23.871	33.161	87.3	22:03.431
17	1:12.939	20.096	24.190	28.653	91.8	23:16.370
18	14:09.258 B	21.084	24.428	...	7.9	37:25.628
19	1:25.129	26.490	29.247	29.392	78.7	38:50.757
20	1:51.727	53.919	26.874	30.934	59.9	40:42.484
21	1:13.963	21.280	23.724	28.959	90.5	41:56.447
22	1:12.689	20.029	23.996	28.664	92.1	43:09.136
23	1:19.215	19.727	23.761	35.727	84.5	44:28.351
24	1:11.021	19.331	23.507	28.183	94.3	45:39.372

4 Robin FRIJNS — NLD

Envision Virgin Racing — Audi e-tron FE05

Lap	Time	Sector 1	Sector 2	Sector 3	Kph	Elapsed
1	1:35.723	34.515	28.993	32.215	66.1	1:35.723
2	1:21.452	21.894	26.692	32.866	82.2	2:57.175
3	1:14.792	20.409	24.600	29.783	89.5	4:11.967
4	1:19.706	21.085	27.755	30.866	84.0	5:31.673
5	1:46.378	32.788	40.896	32.694	62.9	7:18.051
6	1:12.072	19.653	23.854	28.565	92.9	8:30.123
7	1:13.518	19.826	24.744	28.948	91.1	9:43.641
8	1:13.649	19.930	24.771	28.948	90.9	10:57.290
9	1:13.846	19.911	25.198	28.737	90.7	12:11.136
10	1:16.573	19.877	25.476	31.220	87.4	13:27.709
11	1:13.129	19.531	23.881	29.717	91.6	14:40.838
12	1:14.578	20.272	24.643	29.663	89.8	15:55.416
13	1:12.528	19.811	24.043	28.674	92.3	17:07.944
14	6:42.164 B	20.028	24.099	5:58.037	16.6	23:50.108
15	1:31.848	29.930	27.711	34.207	72.9	25:21.956
16	1:18.025	21.396	26.468	30.161	85.8	26:39.981
17	1:26.614	33.407	23.935	29.272	77.3	28:06.595
18	1:13.162	19.451	25.371	28.340	91.5	29:19.757
19	1:15.448	20.143	25.031	30.274	88.7	30:35.205
20	1:11.001	19.338	23.370	28.293	94.3	31:46.206
21	7:23.139 B	20.485	25.807	6:36.847	15.1	39:09.345
22	1:29.459	31.735	28.034	29.690	74.8	40:38.804
23	1:16.285	19.781	24.747	31.757	87.8	41:55.089
24	1:09.957	19.225	23.065	27.667	95.7	43:05.046
25	1:22.812	20.585	25.243	36.984	80.9	44:27.858
26	1:14.090	20.604	24.201	29.285	90.4	45:41.948

5 Stoffel VANDOORNE — BEL

HWA RACELAB — Venturi VFE05

Lap	Time	Sector 1	Sector 2	Sector 3	Kph	Elapsed
1	2:26.266	1:22.015	32.468	31.783	43.3	2:26.266
2	1:16.850	21.405	25.878	29.567	87.1	3:43.116
3	1:15.526	21.164	25.096	29.266	88.7	4:58.642
4	1:33.542	20.672	27.730	45.140	71.6	6:32.184
5	1:26.394	24.288	26.603	35.503	77.5	7:58.578
6	1:14.327	20.662	24.858	28.807	90.1	9:12.905
7	1:13.143	20.272	24.207	28.664	91.5	10:26.048
8	1:21.271	20.750	29.502	31.019	82.4	11:47.319
9	1:46.384	20.320	56.140	29.924	62.9	13:33.703
10	1:12.568	20.166	23.882	28.520	92.3	14:46.271
11	1:16.656	19.963	27.008	29.685	87.4	16:02.927
12	1:11.984	19.698	23.868	28.418	93.0	17:14.911
13	1:18.074	19.747	26.894	31.433	85.8	18:32.985
14	1:11.543	19.544	23.574	28.425	93.6	19:44.528
15	1:16.272	20.230	26.318	29.724	87.8	21:00.800
16	1:15.659	19.779	23.642	32.238	88.5	22:16.459
17	1:16.163	19.521	25.935	30.707	87.9	23:32.622
18	1:11.223	19.545	23.607	28.071	94.0	24:43.845
19	7:12.843 B	20.227	24.066	6:28.550	15.5	31:56.688
20	1:28.577	27.049	30.129	31.399	75.6	33:25.265
21	1:13.066	20.355	24.020	28.691	91.6	34:38.331
22	1:13.076	20.671	23.893	28.512	91.6	35:51.407
23	1:11.205	19.473	23.658	28.074	94.0	37:02.612
24	1:31.479	32.404	27.271	31.804	73.2	38:34.091
25	1:17.876	19.803	23.879	34.194	86.0	39:51.967

Title Partner Race Title Sponsor Global Partner Technical Partner Official Partners
ABB CBMM Niobium Julius Bär MICHELIN TAG Heuer DHL SAUDIA Allianz BOSCH Heineken enel x BOSS modis ANTOFAGASTA MINERALS

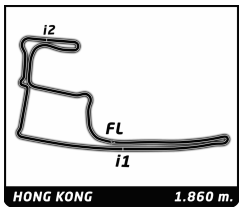

ABB FIA Formula E Championship

Round 5 - Hong Kong ePrix

Free Practice 1

Analysis

Official Timekeeper TAGHeuer

250KW 225KW Personal Best Session Best **B** Crossing the finish line in pit lane

Lap	Time	Sector 1	Sector 2	Sector 3	Kph	Elapsed
26	1:10.691	18.944	23.458	28.289	94.7	41:02.658
27	1:19.206	19.781	25.584	33.841	84.5	42:21.864
28	1:10.711	19.441	23.419	27.851	94.7	43:32.575
29	1:10.567	19.510	23.449	27.608	94.9	44:43.142
30	1:19.842	19.529	25.561	34.752	83.9	46:02.984

6 Felipe NASR — BRA
GEOX DRAGON — Penske EV-3

Lap	Time	Sector 1	Sector 2	Sector 3	Kph	Elapsed
1	2:05.052	1:03.937	29.461	31.654	50.6	2:05.052
2	1:28.722	21.394	27.799	39.529	75.5	3:33.774
3	1:28.730	21.229	26.291	41.210	75.5	5:02.504
4	1:37.239	21.074	31.519	44.646	68.9	6:39.743
5	1:16.972	20.830	25.269	30.873	87.0	7:56.715
6	1:23.523	21.164	30.427	31.932	80.2	9:20.238
7	1:23.769	20.245	26.753	36.771	79.9	10:44.007
8	1:14.517	20.378	24.770	29.369	89.9	11:58.524
9	1:21.267	21.194	28.291	31.782	82.4	13:19.791
10	1:13.342	19.789	24.425	29.128	91.3	14:33.133
11	1:14.221	19.954	24.995	29.272	90.2	15:47.354
12	1:13.741	20.783	24.398	28.560	90.8	17:01.095
13	1:25.247	21.676	32.248	31.323	78.5	18:26.342
14	1:12.455	19.941	24.088	28.426	92.4	19:38.797
15	8:57.458 **B**	20.298	26.473	8:10.687	12.5	28:36.255
16	1:26.087	28.795	27.290	30.002	77.8	30:02.342
17	1:20.927	20.442	25.626	34.859	82.7	31:23.269
18	1:13.556	20.212	24.393	28.951	91.0	32:36.825
19	1:12.829	19.998	24.020	28.811	91.9	33:49.654
20	1:23.490	19.796	29.311	34.383	80.2	35:13.144
21	1:11.731	19.757	23.608	28.366	93.3	36:24.875
22	4:51.795 **B**	21.343	25.253	4:05.199	22.9	41:16.670
23	1:28.022	29.295	28.487	30.240	76.1	42:44.692
24	1:13.688	20.143	24.220	29.325	90.9	43:58.380
25	1:11.321	19.514	23.703	28.104	93.9	45:09.701

7 José Maria LOPEZ — ARG
GEOX DRAGON — Penske EV-3

Lap	Time	Sector 1	Sector 2	Sector 3	Kph	Elapsed
1	1:59.325	53.369	31.327	34.629	53.0	1:59.325
2	1:21.278	21.831	28.208	31.239	82.4	3:20.603
3	1:30.362	30.278	29.528	30.556	74.1	4:50.965
4	1:32.731	20.812	26.911	45.008	72.2	6:23.696
5	1:28.407	28.556	26.264	33.587	75.7	7:52.103
6	1:16.549	20.849	26.388	29.312	87.5	9:08.652
7	1:14.179	20.311	24.350	29.518	90.3	10:22.831
8	1:13.150	19.934	24.000	29.216	91.5	11:35.981
9	1:21.565	20.112	32.046	29.407	82.1	12:57.546
10	1:15.278	19.880	26.652	28.746	89.0	14:12.824
11	1:12.505	19.538	24.418	28.549	92.4	15:25.329
12	8:40.404 **B**	19.834	24.032	7:56.538	12.9	24:05.733
13	1:27.503	29.801	26.619	31.083	76.5	25:33.236
14	1:14.650	20.224	24.396	30.030	89.7	26:47.886
15	1:12.475	19.813	23.873	28.789	92.4	28:00.361
16	1:11.832	19.892	23.471	28.469	93.2	29:12.193
17	1:12.351	19.852	23.655	28.844	92.5	30:24.544
18	1:21.031	21.068	29.617	30.346	82.6	31:45.575
19	1:11.938	19.898	23.573	28.467	93.1	32:57.513
20	1:11.767	19.710	23.491	28.566	93.3	34:09.280
21	1:11.571	19.774	23.571	28.226	93.6	35:20.851
22	1:18.128	22.972	26.161	28.995	85.7	36:38.979
23	1:10.908	19.474	23.150	28.284	94.4	37:49.887
24	3:52.627 **B**	20.709	33.101	2:58.817	28.8	41:42.514
25	1:19.788	25.385	25.211	29.192	83.9	43:02.302
26	1:17.480	19.926	23.862	33.692	86.4	44:19.782
27	1:10.070	18.907	23.115	28.048	95.6	45:29.852

8 Tom DILLMANN — FRA
NIO Formula E Team — NIO Sport 004

Lap	Time	Sector 1	Sector 2	Sector 3	Kph	Elapsed
1	1:56.164	50.440	30.873	34.851	54.5	1:56.164
2	1:19.260	21.736	26.433	31.091	84.5	3:15.424
3	1:23.066	21.157	26.165	35.744	80.6	4:38.490
4	1:28.563	20.884	25.521	42.158	75.6	6:07.053
5	1:37.065	35.641	30.249	31.175	69.0	7:44.118
6	1:15.850	20.782	25.348	29.720	88.3	8:59.968
7	1:14.483	20.533	24.540	29.410	89.9	10:14.451
8	1:17.810	20.455	25.179	32.176	86.1	11:32.261
9	1:14.644	20.699	24.509	29.436	89.7	12:46.905
10	1:30.440	24.315	31.212	34.913	74.0	14:17.345
11	1:13.002	19.989	24.164	28.849	91.7	15:30.347
12	1:12.989	19.867	24.012	29.110	91.7	16:43.336
13	1:17.475	20.038	24.373	33.064	86.4	18:00.811
14	1:12.953	20.085	24.038	28.830	91.8	19:13.764
15	1:12.937	19.682	24.109	29.146	91.8	20:26.701
16	10:20.489 **B**	20.294	24.287	9:35.908	10.8	30:47.190
17	1:26.484	29.025	27.230	30.229	77.4	32:13.674
18	1:15.959	20.524	23.979	31.456	88.2	33:29.633
19	1:12.997	19.833	24.418	28.746	91.7	34:42.630
20	1:12.848	19.730	23.956	29.162	91.9	35:55.478
21	1:11.484	19.631	23.663	28.190	93.7	37:06.962
22	1:12.536	19.848	23.822	28.866	92.3	38:19.498
23	1:11.592	19.527	23.563	28.502	93.5	39:31.090
24	1:18.768	19.725	28.192	30.851	85.0	40:49.858
25	1:10.728	19.111	23.488	28.129	94.7	42:00.586
26	1:20.165	21.691	25.043	33.431	83.5	43:20.751
27	1:15.362	19.393	23.579	32.390	88.9	44:36.113
28	1:12.795	19.305	22.922	30.568	92.0	45:48.908

11 Lucas DI GRASSI — BRA
Audi Sport Abt Schaeffler Formula E Te — Audi e-tron FE05

Lap	Time	Sector 1	Sector 2	Sector 3	Kph	Elapsed
1	1:33.349	31.121	29.735	32.493	67.8	1:33.349
2	1:19.927	21.648	27.263	31.016	83.8	2:53.276
3	1:18.096	21.060	26.345	30.691	85.7	4:11.372
4	1:17.011	20.561	26.220	30.230	86.9	5:28.383
5	1:44.157	32.668	41.355	30.134	64.3	7:12.540
6	1:14.887	20.124	25.452	29.311	89.4	8:27.427
7	1:13.239	19.848	24.257	29.134	91.4	9:40.666
8	1:19.742	20.840	26.239	32.663	84.0	11:00.408
9	1:13.120	19.920	24.073	29.127	91.6	12:13.528
10	1:19.209	21.424	28.091	29.694	84.5	13:32.737
11	1:12.516	19.676	23.959	28.881	92.3	14:45.253
12	1:12.478	19.502	23.796	29.180	92.4	15:57.731
13	1:16.430	19.968	24.439	32.023	87.6	17:14.161
14	10:07.732 **B**	19.542	28.937	9:19.253	11.0	27:21.893
15	1:21.755	25.300	25.816	30.639	81.9	28:43.648
16	1:12.706	19.742	23.893	29.071	92.1	29:56.354
17	1:17.513	19.568	27.324	30.621	86.4	31:13.867

Title Partner Race Title Sponsor Global Partner Technical Partner Official Partners
ABB CBMM Niobium Julius Bär MICHELIN TAG Heuer DHL BMW SAUDIA Allianz BOSCH Heineken enel x BOSS modis ANTOFAGASTA MINERALS

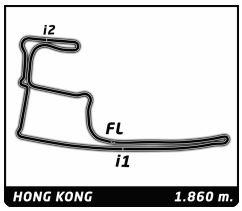

ABB FIA Formula E Championship

Round 5 - Hong Kong ePrix

Free Practice 1

Analysis

Official Timekeeper TAGHeuer

250KW 225KW Personal Best Session Best **B** Crossing the finish line in pit lane

Lap	Time		Sector 1	Sector 2	Sector 3	Kph	Elapsed
18	1:11.316		19.261	23.381	28.674	93.9	32:25.183
19	1:17.549		19.838	25.197	32.514	86.3	33:42.732
20	1:15.538		19.590	24.294	31.654	88.6	34:58.270
21	1:11.646		19.273	23.747	28.626	93.5	36:09.916
22	5:41.263 B		20.370	25.700	4:55.193	19.6	41:51.179
23	1:20.747		26.461	25.278	29.008	82.9	43:11.926
24	1:21.473		19.881	25.744	35.848	82.2	44:33.399
25	1:12.890		19.680	23.336	29.874	91.9	45:46.289

16 Oliver TURVEY — GBR

NIO Formula E Team — NIO Sport 004

Lap	Time		Sector 1	Sector 2	Sector 3	Kph	Elapsed
1	2:18.935		1:16.129	30.337	32.469	45.6	2:18.935
2	1:29.182		23.401	32.996	32.785	75.1	3:48.117
3	1:20.189		21.818	27.129	31.242	83.5	5:08.306
4	1:38.730		21.624	35.831	41.275	67.8	6:47.036
5	1:18.241		21.532	26.601	30.108	85.6	8:05.277
6	1:17.181		21.108	26.144	29.929	86.8	9:22.458
7	1:16.682		21.177	25.682	29.823	87.3	10:39.140
8	1:17.393		21.238	26.285	29.870	86.5	11:56.533
9	1:17.050		21.003	25.104	30.943	86.9	13:13.583
10	1:14.935		20.880	24.925	29.130	89.4	14:28.518
11	1:13.921		20.606	24.593	28.722	90.6	15:42.439
12	1:17.292		20.838	26.318	30.136	86.6	16:59.731
13	1:15.892		20.760	25.326	29.806	88.2	18:15.623
14	1:20.463		21.086	25.257	34.120	83.2	19:36.086
15	1:15.763		20.805	25.239	29.719	88.4	20:51.849
16	1:15.164		20.740	24.967	29.457	89.1	22:07.013
17	10:58.744 B		20.609	26.163	...	10.2	33:05.757
18	1:23.728		26.191	27.522	30.015	80.0	34:29.485
19	1:16.687		21.563	25.824	29.300	87.3	35:46.172
20	1:13.945		20.328	24.733	28.884	90.6	37:00.117
21	1:13.092		20.258	24.121	28.713	91.6	38:13.209
22	1:14.894		20.404	24.588	29.902	89.4	39:28.103
23	1:15.619		20.054	24.733	30.832	88.5	40:43.722
24	1:16.181		20.420	26.708	29.053	87.9	41:59.903
25	1:16.682		20.253	24.313	32.116	87.3	43:16.585
26	1:12.305		19.631	23.760	28.914	92.6	44:28.890
27	1:16.155		21.324	25.224	29.607	87.9	45:45.045

17 Gary PAFFETT — GBR

HWA RACELAB — Venturi VFE05

Lap	Time		Sector 1	Sector 2	Sector 3	Kph	Elapsed
1	2:17.116		1:13.856	29.856	33.404	46.2	2:17.116
2	1:19.964		21.360	26.870	31.734	83.7	3:37.080
3	1:18.903		21.907	26.591	30.405	84.9	4:55.983
4	1:33.648		20.578	27.824	45.246	71.5	6:29.631
5	1:20.710		24.390	25.948	30.372	83.0	7:50.341
6	1:14.955		20.440	25.112	29.403	89.3	9:05.296
7	1:13.986		20.624	24.314	29.048	90.5	10:19.282
8	1:13.403		20.223	24.296	28.884	91.2	11:32.685
9	1:14.576		20.544	24.886	29.146	89.8	12:47.261
10	1:13.972		20.602	23.779	29.591	90.5	14:01.233
11	1:12.575		20.146	23.918	28.511	92.3	15:13.808
12	1:16.646		19.621	26.646	30.379	87.4	16:30.454
13	1:12.221		20.057	23.894	28.270	92.7	17:42.675
14	1:13.644		19.691	24.713	29.240	90.9	18:56.319
15	1:11.556		19.307	23.780	28.469	93.6	20:07.875
16	1:22.204		22.276	24.990	34.938	81.5	21:30.079
17	1:11.830		19.716	23.613	28.501	93.2	22:41.909
18	1:11.505		19.634	23.364	28.507	93.6	23:53.414
19	1:11.372		19.457	23.313	28.602	93.8	25:04.786
20	6:09.055 B		20.050	24.259	5:24.746	18.1	31:13.841
21	1:41.308		32.918	37.009	31.381	66.1	32:55.149
22	1:23.889		22.703	30.061	31.125	79.8	34:19.038
23	1:11.936		19.797	23.810	28.329	93.1	35:30.974
24	1:11.349		19.576	23.512	28.261	93.8	36:42.323
25	1:11.518		19.563	23.788	28.167	93.6	37:53.841
26	1:10.985		19.394	23.520	28.071	94.3	39:04.826
27	1:14.951		19.413	23.384	32.154	89.3	40:19.777
28	1:10.236		19.155	23.335	27.746	95.3	41:30.013
29	1:11.083		19.352	23.856	27.875	94.2	42:41.096
30	1:10.806		19.381	23.326	28.099	94.6	43:51.902

19 Felipe MASSA — BRA

Venturi Formula E Team — Venturi VFE05

Lap	Time		Sector 1	Sector 2	Sector 3	Kph	Elapsed
1	2:11.095		1:09.102	28.797	33.196	48.3	2:11.095
2	1:25.657		21.546	26.403	37.708	78.2	3:36.752
3	1:17.358		20.974	25.766	30.618	86.6	4:54.110
4	1:33.906		20.608	27.776	45.522	71.3	6:28.016
5	1:28.077		26.919	27.308	33.850	76.0	7:56.093
6	1:14.086		20.293	24.638	29.155	90.4	9:10.179
7	1:15.453		20.640	24.681	30.132	88.7	10:25.632
8	1:12.884		19.911	24.007	28.966	91.9	11:38.516
9	1:17.541		20.161	24.068	33.312	86.4	12:56.057
10	1:12.131		19.590	24.060	28.481	92.8	14:08.188
11	1:11.992		19.603	23.780	28.609	93.0	15:20.180
12	1:21.882		22.397	29.007	30.478	81.8	16:42.062
13	1:12.688		19.577	23.990	29.121	92.1	17:54.750
14	1:12.265		19.785	23.874	28.606	92.7	19:07.015
15	1:14.343		19.502	25.409	29.432	90.1	20:21.358
16	1:13.399		20.056	24.367	28.976	91.2	21:34.757
17	1:12.538		19.706	24.215	28.617	92.3	22:47.295
18	1:11.814		19.500	23.673	28.641	93.2	23:59.109
19	1:10.980		19.529	23.328	28.123	94.3	25:10.089
20	1:16.371		19.495	25.177	31.699	87.7	26:26.460
21	1:14.135		19.432	24.700	30.003	90.3	27:40.595
22	1:18.047		19.406	23.699	34.942	85.8	28:58.642
23	1:10.864		19.570	23.244	28.050	94.5	30:09.506
24	1:22.229		20.069	25.095	37.065	81.4	31:31.735
25	1:11.096		19.540	23.356	28.200	94.2	32:42.831
26	1:10.922		19.478	23.352	28.092	94.4	33:53.753
27	5:08.748 B		19.350	23.829	4:25.569	21.7	39:02.501
28	1:30.820		30.185	26.070	34.565	73.7	40:33.321
29	1:19.417		19.855	23.523	36.039	84.3	41:52.738
30	1:11.047		18.971	23.605	28.471	94.2	43:03.785
31	1:22.145		20.684	23.905	37.556	81.5	44:25.930
32	1:29.995		32.400	24.387	33.208	74.4	45:55.925

20 Mitch EVANS — NZL

Panasonic Jaguar Racing — Jaguar I-Type III

Lap	Time		Sector 1	Sector 2	Sector 3	Kph	Elapsed
1	2:01.117		55.052	30.142	35.923	52.3	2:01.117
2	1:20.026		21.704	27.200	31.122	83.7	3:21.143
3	1:17.678		21.848	25.378	30.452	86.2	4:38.821
4	1:38.698		22.126	32.461	44.111	67.8	6:17.519
5	1:34.053		32.462	27.466	34.125	71.2	7:51.572

Title Partner Race Title Sponsor Global Partner Technical Partner Official Partners
ABB CBMM Niobium Julius Bär MICHELIN TAG Heuer DHL SAUDIA Allianz BOSCH Heineken enel x BOSS modis ANTOFAGASTA MINERALS

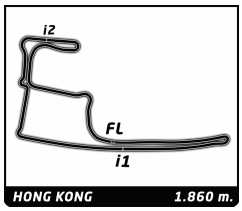

ABB FIA Formula E Championship

Round 5 - Hong Kong ePrix

Free Practice 1

Analysis

Official Timekeeper TAGHeuer

250KW 225KW Personal Best Session Best **B** Crossing the finish line in pit lane

Lap	Time	Sector 1	Sector 2	Sector 3	Kph	Elapsed
6	1:15.307	20.645	24.992	29.670	88.9	9:06.879
7	1:28.478	25.541	31.596	31.341	75.7	10:35.357
8	1:13.568	20.514	24.323	28.731	91.0	11:48.925
9	1:20.213	21.012	28.335	30.866	83.5	13:09.138
10	1:13.028	19.942	24.001	29.085	91.7	14:22.166
11	1:12.311	19.764	23.800	28.747	92.6	15:34.477
12	1:16.171	21.474	25.821	28.876	87.9	16:50.648
13	1:12.763	19.953	24.066	28.744	92.0	18:03.411
14	1:22.586	23.243	28.251	31.092	81.1	19:25.997
15	1:11.254	19.735	23.337	28.182	94.0	20:37.251
16	1:11.780	19.777	23.488	28.515	93.3	21:49.031
17	14:42.866 **B**	22.485	26.090	...	7.6	36:31.897
18	1:37.802	29.358	33.432	35.012	68.5	38:09.699
19	1:30.318	20.093	40.078	30.147	74.1	39:40.017
20	1:45.151	19.732	53.415	32.004	63.7	41:25.168
21	1:11.132	19.632	23.582	27.918	94.1	42:36.300
22	1:14.913	20.868	25.539	28.506	89.4	43:51.213
23	1:10.898	19.403	23.286	28.209	94.4	45:02.111

22 Oliver ROWLAND — GBR

Nissan e.dams — Nissan IM01

Lap	Time	Sector 1	Sector 2	Sector 3	Kph	Elapsed
1	2:02.264	1:00.018	30.115	32.131	51.8	2:02.264
2	1:25.680	23.007	27.828	34.845	78.2	3:27.944
3	1:15.887	20.990	25.372	29.525	88.2	4:43.831
4	1:31.141	20.726	24.902	45.513	73.5	6:14.972
5	1:33.691	33.384	26.371	33.936	71.5	7:48.663
6	1:12.555	19.918	24.134	28.503	92.3	9:01.218
7	1:15.960	20.341	25.442	30.177	88.2	10:17.178
8	1:12.347	19.703	23.908	28.736	92.6	11:29.525
9	5:10.165 **B**	21.100	25.263	4:23.802	21.6	16:39.690
10	1:22.970	26.501	25.594	30.875	80.7	18:02.660
11	1:13.099	19.990	24.351	28.758	91.6	19:15.759
12	1:12.505	19.781	24.295	28.429	92.4	20:28.264
13	1:13.996	19.926	24.601	29.469	90.5	21:42.260
14	1:11.770	19.752	23.834	28.184	93.3	22:54.030
15	1:11.661	19.822	23.633	28.206	93.4	24:05.691
16	1:12.057	19.792	23.956	28.309	92.9	25:17.748
17	1:16.420	21.044	24.617	30.759	87.6	26:34.168
18	1:11.153	19.396	23.795	27.962	94.1	27:45.321
19	8:51.688 **B**	19.227	24.370	8:08.091	12.6	36:37.009
20	1:25.086	27.545	28.526	29.015	78.7	38:02.095
21	1:13.446	19.522	23.504	30.420	91.2	39:15.541
22	1:14.873	19.483	24.065	31.325	89.4	40:30.414
23	1:15.592	19.288	23.320	32.984	88.6	41:46.006
24	1:10.066	18.890	23.162	28.014	95.6	42:56.072
25	1:16.486	20.483	24.740	31.263	87.5	44:12.558
26	1:09.283	18.593	22.905	27.785	96.6	45:21.841

23 Sébastien BUEMI — CHE

Nissan e.dams — Nissan IM01

Lap	Time	Sector 1	Sector 2	Sector 3	Kph	Elapsed
1	1:47.760	44.245	29.968	33.547	58.7	1:47.760
2	1:19.707	22.086	26.931	30.690	84.0	3:07.467
3	1:20.691	20.846	27.087	32.758	83.0	4:28.158
4	1:16.602	20.451	24.677	31.474	87.4	5:44.760
5	1:48.213	45.184	31.488	31.541	61.9	7:32.973
6	1:12.891	19.884	24.172	28.835	91.9	8:45.864
7	1:12.151	19.637	23.924	28.590	92.8	9:58.015
8	1:12.074	19.687	23.945	28.442	92.9	11:10.089
9	1:16.191	19.715	25.560	30.916	87.9	12:26.280
10	1:11.682	19.485	23.515	28.682	93.4	13:37.962
11	5:59.616 **B**	20.916	25.836	5:12.864	18.6	19:37.578
12	1:26.393	28.550	26.348	31.495	77.5	21:03.971
13	1:15.170	20.654	24.933	29.583	89.1	22:19.141
14	1:14.848	20.198	25.227	29.423	89.5	23:33.989
15	1:12.547	19.730	24.092	28.725	92.3	24:46.536
16	1:11.755	19.387	23.948	28.420	93.3	25:58.291
17	1:12.019	19.509	23.756	28.754	93.0	27:10.310
18	7:03.728 **B**	19.685	23.998	6:20.045	15.8	34:14.038
19	1:21.525	27.159	24.972	29.394	82.1	35:35.563
20	1:11.549	19.493	23.603	28.453	93.6	36:47.112
21	1:12.317	19.830	23.921	28.566	92.6	37:59.429
22	1:10.672	19.337	23.116	28.219	94.7	39:10.101
23	1:17.855	21.507	25.728	30.620	86.0	40:27.956
24	1:10.685	18.959	23.486	28.240	94.7	41:38.641
25	1:14.134	20.459	25.005	28.670	90.3	42:52.775
26	1:09.893	18.870	23.089	27.934	95.8	44:02.668
27	1:14.771	20.036	26.473	28.262	89.6	45:17.439

25 Jean-Eric VERGNE — FRA

DS TECHEETAH — DS E-TENSE FE19

Lap	Time	Sector 1	Sector 2	Sector 3	Kph	Elapsed
1	2:29.669	1:31.317	27.881	30.471	42.3	2:29.669
2	1:16.150	21.004	25.354	29.792	87.9	3:45.819
3	1:19.434	21.004	27.605	30.825	84.3	5:05.253
4	1:39.318	20.214	34.686	44.418	67.4	6:44.571
5	1:14.574	20.144	25.137	29.293	89.8	7:59.145
6	1:35.168	26.281	36.624	32.263	70.4	9:34.313
7	1:12.433	19.967	23.915	28.551	92.4	10:46.746
8	1:17.693	21.518	25.576	30.599	86.2	12:04.439
9	9:05.247 **B**	34.375	34.093	7:56.779	12.3	21:09.686
10	1:23.320	26.976	26.656	29.688	80.4	22:33.006
11	1:12.143	19.911	23.961	28.271	92.8	23:45.149
12	1:18.150	22.017	25.256	30.877	85.7	25:03.299
13	1:26.371	22.363	32.039	31.969	77.5	26:29.670
14	1:11.303	19.506	23.699	28.098	93.9	27:40.973
15	1:22.171	21.633	28.485	32.053	81.5	29:03.144
16	1:11.937	19.759	23.582	28.596	93.1	30:15.081
17	1:27.451	19.891	28.462	39.098	76.6	31:42.532
18	1:19.114	19.597	26.290	33.227	84.6	33:01.646
19	1:10.974	19.450	23.592	27.932	94.3	34:12.620
20	1:14.231	19.524	23.639	31.068	90.2	35:26.851
21	1:14.447	20.081	24.788	29.578	89.9	36:41.298
22	4:46.414 **B**	19.781	24.206	4:02.427	23.4	41:27.712
23	1:22.196	27.133	25.838	29.225	81.5	42:49.908
24	1:19.311	19.466	24.708	35.137	84.4	44:09.219
25	1:09.744	19.055	23.052	27.637	96.0	45:18.963

27 Alexander SIMS — GBR

BMW i ANDRETTI MOTORSPORT — BMW iFE.18

Lap	Time	Sector 1	Sector 2	Sector 3	Kph	Elapsed
1	1:50.939	48.935	27.773	34.231	57.0	1:50.939
2	1:17.506	21.162	25.803	30.541	86.4	3:08.445
3	1:28.080	21.472	28.369	38.239	76.0	4:36.525
4	1:20.898	20.435	24.910	35.553	82.8	5:57.423
5	4:46.474 **B**	41.308	26.675	3:38.491	23.4	10:43.897
6	1:23.885	25.948	25.748	32.189	79.8	12:07.782

Title Partner Race Title Sponsor Global Partner Technical Partner Official Partners

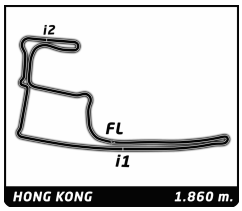

ABB FIA Formula E Championship
Round 5 - Hong Kong ePrix
Free Practice 1

Analysis

Official Timekeeper TAGHeuer

250KW 225KW Personal Best Session Best **B** Crossing the finish line in pit lane

Lap	Time		Sector 1	Sector 2	Sector 3	Kph	Elapsed
7	1:14.170		20.359	24.857	28.954	90.3	13:21.952
8	1:13.378		20.164	24.335	28.879	91.3	14:35.330
9	1:12.702		19.679	24.090	28.933	92.1	15:48.032
10	1:15.179		20.799	24.821	29.559	89.1	17:03.211
11	1:14.218		19.918	25.622	28.678	90.2	18:17.429
12	1:14.521		19.966	24.928	29.627	89.9	19:31.950
13	1:12.156		19.801	23.890	28.465	92.8	20:44.106
14	1:14.093		19.916	24.330	29.847	90.4	21:58.199
15	1:11.587		19.403	23.728	28.456	93.5	23:09.786
16	5:35.956 B		19.908	24.090	4:51.958	19.9	28:45.742
17	1:20.263		24.385	24.652	31.226	83.4	30:06.005
18	1:13.073		19.951	24.223	28.899	91.6	31:19.078
19	1:12.542		19.830	23.748	28.964	92.3	32:31.620
20	1:11.867		19.572	23.831	28.464	93.2	33:43.487
21	1:17.859		19.825	26.455	31.579	86.0	35:01.346
22	1:30.561		32.615	25.810	32.136	73.9	36:31.907
23	1:12.769		19.690	24.379	28.700	92.0	37:44.676
24	1:15.979	225KW	19.829	25.565	30.585	88.1	39:00.655
25	1:11.953	250KW	19.808	23.999	28.146	93.1	40:12.608
26	1:15.855	225KW	19.529	25.082	31.244	88.3	41:28.463
27	1:19.904		21.905	28.004	29.995	83.8	42:48.367
28	1:10.382	250KW	18.852	23.495	28.035	95.1	43:58.749
29	1:13.357	250KW	19.866	24.511	28.980	91.3	45:12.106

28 Antonio Felix DA COSTA — PRT
BMW i ANDRETTI MOTORSPORT — BMW iFE.18

Lap	Time		Sector 1	Sector 2	Sector 3	Kph	Elapsed
1	2:43.527		1:44.745	27.660	31.122	38.7	2:43.527
2	1:16.620		20.844	26.137	29.639	87.4	4:00.147
3	1:15.270		20.895	24.947	29.428	89.0	5:15.417
4	1:39.754		21.470	39.378	38.906	67.1	6:55.171
5	1:14.536		20.375	25.047	29.114	89.8	8:09.707
6	1:14.315		20.658	24.739	28.918	90.1	9:24.022
7	1:15.384		20.454	25.422	29.508	88.8	10:39.406
8	1:14.952		21.150	24.708	29.094	89.3	11:54.358
9	1:17.493		20.272	26.053	31.168	86.4	13:11.851
10	1:13.033		19.869	24.399	28.765	91.7	14:24.884
11	1:14.138		20.168	24.625	29.345	90.3	15:39.022
12	1:12.558		19.711	24.236	28.611	92.3	16:51.580
13	1:12.551		19.941	24.126	28.484	92.3	18:04.131
14	1:26.261		24.011	30.769	31.481	77.6	19:30.392
15	1:12.545		19.776	24.118	28.651	92.3	20:42.937
16	1:11.758		19.547	24.102	28.109	93.3	21:54.695
17	6:23.524 B		19.526	25.360	5:38.638	17.5	28:18.219
18	1:23.506		26.718	26.920	29.868	80.2	29:41.725
19	1:12.645		19.863	24.194	28.588	92.2	30:54.370
20	1:12.579		19.810	24.323	28.446	92.3	32:06.949
21	1:12.739	225KW	19.450	24.111	29.178	92.1	33:19.688
22	1:11.449	225KW	19.428	23.774	28.247	93.7	34:31.137
23	1:27.927	250KW	19.342	39.418	29.167	76.2	35:59.064
24	1:17.754	250KW	24.340	24.925	28.489	86.1	37:16.818
25	1:12.132	250KW	19.463	24.311	28.358	92.8	38:28.950
26	1:11.945		19.834	24.106	28.005	93.1	39:40.895
27	1:11.960		19.410	23.818	28.732	93.1	40:52.855
28	1:11.380		19.386	23.997	27.997	93.8	42:04.235
29	1:18.606		19.376	28.109	31.121	85.2	43:22.841
30	1:13.516		20.360	24.369	28.787	91.1	44:36.357
31	1:15.565		20.286	24.816	30.463	88.6	45:51.922

36 André LOTTERER — DEU
DS TECHEETAH — DS E-TENSE FE19

Lap	Time		Sector 1	Sector 2	Sector 3	Kph	Elapsed
1	1:46.334		43.090	29.061	34.183	59.5	1:46.334
2	1:17.007		20.964	25.976	30.067	87.0	3:03.341
3	1:22.025		23.569	27.716	30.740	81.6	4:25.366
4	1:17.309		20.413	24.982	31.914	86.6	5:42.675
5	1:47.114		45.510	32.204	29.400	62.5	7:29.789
6	1:13.441		20.537	24.339	28.565	91.2	8:43.230
7	1:12.852		19.934	24.516	28.402	91.9	9:56.082
8	1:11.919		19.739	23.906	28.274	93.1	11:08.001
9	1:22.387		19.904	29.162	33.321	81.3	12:30.388
10	1:12.418		20.032	23.912	28.474	92.5	13:42.806
11	7:06.467 B		19.673	24.416	6:22.378	15.7	20:49.273
12	1:23.021		26.460	27.294	29.267	80.7	22:12.294
13	1:12.346		19.777	23.667	28.902	92.6	23:24.640
14	1:10.815		19.466	23.331	28.018	94.6	24:35.455
15	5:06.939 B		19.547	24.302	4:23.090	21.8	29:42.394
16	1:21.417		26.761	25.310	29.346	82.2	31:03.811
17	1:12.316		19.766	23.857	28.693	92.6	32:16.127
18	1:24.525		19.996	28.408	36.121	79.2	33:40.652
19	1:10.989		19.619	23.315	28.055	94.3	34:51.641
20	1:17.019	225KW	19.854	27.537	29.628	86.9	36:08.660
21	1:10.103	225KW	19.183	23.237	27.683	95.5	37:18.763
22	1:19.160	225KW	19.895	26.324	32.941	84.6	38:37.923
23	1:10.571		19.600	23.085	27.886	94.9	39:48.494
24	1:09.992		19.170	23.394	27.428	95.7	40:58.486
25	1:13.376		19.354	23.808	30.214	91.3	42:11.862
26	1:09.653	250KW	18.936	22.928	27.789	96.1	43:21.515
27	1:19.931	250KW	20.551	28.575	30.805	83.8	44:41.446
28	1:15.135		20.084	24.102	30.949	89.1	45:56.581

48 Edoardo MORTARA — CHE
Venturi Formula E Team — Venturi VFE05

Lap	Time		Sector 1	Sector 2	Sector 3	Kph	Elapsed
1	7:37.037 B		1:17.778	30.191	5:49.068	13.8	7:37.037
2	1:26.375		26.082	28.540	31.753	77.5	9:03.412
3	1:15.595		20.766	24.878	29.951	88.6	10:19.007
4	1:15.174		21.460	24.557	29.157	89.1	11:34.181
5	1:16.695		20.098	24.639	31.958	87.3	12:50.876
6	1:12.787		20.153	23.894	28.740	92.0	14:03.663
7	1:14.168		19.477	25.562	29.129	90.3	15:17.831
8	1:17.007		19.540	25.602	31.865	87.0	16:34.838
9	1:11.816		19.849	23.305	28.662	93.2	17:46.654
10	1:11.295		19.543	23.771	27.981	93.9	18:57.949
11	1:15.093		19.284	25.719	30.090	89.2	20:13.042
12	1:10.956		19.446	23.310	28.200	94.4	21:23.998
13	1:14.653		19.452	25.995	29.206	89.7	22:38.651
14	1:11.693		19.393	23.753	28.547	93.4	23:50.344
15	1:17.175		19.693	25.053	32.429	86.8	25:07.519
16	1:14.142		19.766	25.699	28.677	90.3	26:21.661
17	1:11.929		19.451	24.143	28.335	93.1	27:33.590
18	7:58.277 B		19.581	23.948	7:14.748	14.0	35:31.867
19	1:21.070		25.463	25.514	30.093	82.6	36:52.937
20	1:12.883		19.998	24.125	28.760	91.9	38:05.820
21	1:11.076	250KW	19.135	23.343	28.598	94.2	39:16.896
22	1:14.472	250KW	19.699	25.134	29.639	89.9	40:31.368
23	1:10.850		19.485	23.277	28.088	94.5	41:42.218

Title Partner Race Title Sponsor Global Partner Technical Partner Official Partners
ABB CBMM Niobium Julius Bär MICHELIN TAG Heuer DHL SAUDIA Allianz BOSCH Heineken enel x BOSS modis ANTOFAGASTA MINERALS

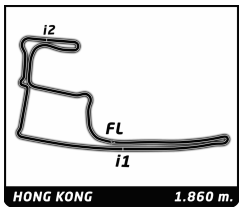

ABB FIA Formula E Championship
Round 5 - Hong Kong ePrix
Free Practice 1

Analysis

Official Timekeeper TAGHeuer

250KW 225KW Personal Best Session Best **B** Crossing the finish line in pit lane

64 Jérôme D'AMBROSIO — BEL
MAHINDRA RACING — Mahindra M5Electro

Lap	Time		Sector 1	Sector 2	Sector 3	Kph	Elapsed
1	1:42.593		38.963	30.406	33.224	61.7	1:42.593
2	1:19.515		21.820	26.322	31.373	84.2	3:02.108
3	1:30.451		22.262	29.956	38.233	74.0	4:32.559
4	1:22.552		21.717	25.622	35.213	81.1	5:55.111
5	1:41.629		41.454	27.299	32.876	65.9	7:36.740
6	1:16.180		21.388	24.945	29.847	87.9	8:52.920
7	1:18.644		21.049	26.333	31.262	85.1	10:11.564
8	1:14.822		20.431	24.661	29.730	89.5	11:26.386
9	1:14.249		20.703	24.166	29.380	90.2	12:40.635
10	1:13.531		20.336	24.189	29.006	91.1	13:54.166
11	1:18.347		20.285	25.910	32.152	85.5	15:12.513
12	1:13.599		20.263	24.092	29.244	91.0	16:26.112
13	1:19.105		20.966	26.463	31.676	84.6	17:45.217
14	1:18.399		20.739	27.316	30.344	85.4	19:03.616
15	1:22.166		20.424	29.304	32.438	81.5	20:25.782
16	1:12.573		20.003	23.988	28.582	92.3	21:38.355
17	1:35.173		34.502	30.078	30.593	70.4	23:13.528
18	1:13.084		19.958	24.332	28.794	91.6	24:26.612
19	1:12.859		20.072	23.802	28.985	91.9	25:39.471
20	1:14.570		20.098	24.063	30.409	89.8	26:54.041
21	10:26.755 B		21.396	27.193	9:38.166	10.7	37:20.796
22	1:23.689		28.094	25.386	30.209	80.0	38:44.485
23	1:16.289	225KW	20.431	25.178	30.680	87.8	40:00.774
24	1:15.112	225KW	19.661	25.790	29.661	89.1	41:15.886
25	1:12.585	225KW	20.091	24.109	28.385	92.3	42:28.471
26	1:12.148		19.956	23.844	28.348	92.8	43:40.619
27	1:11.843	250KW	19.863	23.545	28.435	93.2	44:52.462
28	1:15.342	250KW	19.630	24.352	31.360	88.9	46:07.804

66 Daniel ABT — DEU
Audi Sport Abt Schaeffler Formula E Te — Audi e-tron FE05

Lap	Time		Sector 1	Sector 2	Sector 3	Kph	Elapsed
1	1:29.844		28.762	28.888	32.194	70.4	1:29.844
2	1:18.072		21.312	26.438	30.322	85.8	2:47.916
3	1:20.931		20.876	28.681	31.374	82.7	4:08.847
4	1:14.864		20.592	24.775	29.497	89.4	5:23.711
5	1:44.242		30.756	43.085	30.401	64.2	7:07.953
6	1:14.052		20.543	24.367	29.142	90.4	8:22.005
7	1:13.720		20.255	24.423	29.042	90.8	9:35.725
8	1:19.752		20.399	27.022	32.331	84.0	10:55.477
9	1:13.000		20.165	24.116	28.719	91.7	12:08.477
10	1:16.697		20.818	25.892	29.987	87.3	13:25.174
11	1:15.239		20.213	24.201	30.825	89.0	14:40.413
12	1:13.279		19.812	23.818	29.649	91.4	15:53.692
13	1:23.073 B		19.974	24.487	38.612	80.6	17:16.765
14	1:26.730		28.545	28.682	29.503	77.2	18:43.495
15	1:12.178		19.771	23.780	28.627	92.8	19:55.673
16	1:12.107		19.663	23.895	28.549	92.9	21:07.780
17	8:31.572 B		19.714	25.996	7:45.862	13.1	29:39.352
18	1:21.745		26.417	25.242	30.086	81.9	31:01.097
19	1:14.226		20.266	24.794	29.166	90.2	32:15.323
20	1:21.157		19.967	25.489	35.701	82.5	33:36.480
21	1:14.429	225KW	19.869	23.906	30.654	90.0	34:50.909
22	1:11.259	225KW	19.438	23.526	28.295	94.0	36:02.168
23	1:21.586		20.808	28.147	32.631	82.1	37:23.754
24	1:17.255		19.699	23.785	33.771	86.7	38:41.009
25	1:11.623		19.481	23.423	28.719	93.5	39:52.632
26	1:19.340		23.101	26.594	29.645	84.4	41:11.972
27	1:11.092		19.271	23.688	28.133	94.2	42:23.064
28	1:15.884	250KW	21.223	24.983	29.678	88.2	43:38.948
29	1:09.956	250KW	18.963	23.044	27.949	95.7	44:48.904
30	1:17.367	250KW	19.753	25.909	31.705	86.5	46:06.271

94 Pascal WEHRLEIN — DEU
MAHINDRA RACING — Mahindra M5Electro

Lap	Time		Sector 1	Sector 2	Sector 3	Kph	Elapsed
1	1:40.190		37.297	30.928	31.965	63.2	1:40.190
2	1:20.687		21.990	26.647	32.050	83.0	3:00.877
3	1:16.381		21.035	25.548	29.798	87.7	4:17.258
4	1:15.894		20.969	25.102	29.823	88.2	5:33.152
5	1:48.311		39.505	38.891	29.915	61.8	7:21.463
6	1:13.912		20.620	24.384	28.908	90.6	8:35.375
7	1:13.165		20.412	24.351	28.402	91.5	9:48.540
8	1:13.225		20.171	24.296	28.758	91.4	11:01.765
9	1:19.525		22.224	27.782	29.519	84.2	12:21.290
10	1:14.568		20.187	25.377	29.004	89.8	13:35.858
11	1:24.429		21.796	28.856	33.777	79.3	15:00.287
12	1:12.896		20.136	24.197	28.563	91.9	16:13.183
13	1:12.510		20.106	24.065	28.339	92.3	17:25.693
14	1:11.450		19.591	23.768	28.091	93.7	18:37.143
15	1:11.834		19.889	23.591	28.354	93.2	19:48.977
16	1:12.332		19.895	24.086	28.351	92.6	21:01.309
17	1:25.826		23.033	31.944	30.849	78.0	22:27.135
18	1:11.756		20.054	23.637	28.065	93.3	23:38.891
19	1:11.817		19.981	23.536	28.300	93.2	24:50.708
20	1:14.810		20.662	24.818	29.330	89.5	26:05.518
21	7:11.444 B		19.942	26.221	6:25.281	15.5	33:16.962
22	1:29.445		31.218	27.939	30.288	74.9	34:46.407
23	1:14.879	225KW	20.791	24.547	29.541	89.4	36:01.286
24	1:12.117	225KW	19.979	23.731	28.407	92.8	37:13.403
25	4:22.860 B	225KW	19.906	25.078	3:37.876	25.5	41:36.263
26	1:24.399		26.616	26.327	31.456	79.3	43:00.662
27	1:16.526		20.289	24.151	32.086	87.5	44:17.188
28	1:11.396	250KW	19.638	23.722	28.036	93.8	45:28.584

Title Partner Race Title Sponsor Global Partner Technical Partner Official Partners
ABB CBMM Niobium Julius Bär MICHELIN TAG Heuer DHL BMW SAUDIA Allianz BOSCH Heineken enel x BOSS modis ANTOFAGASTA MINERALS

FIA FORMULA E CHAMPIONSHIP 2018-19

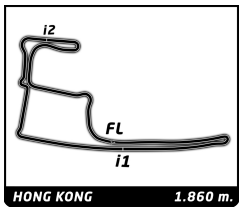

Round 5 - Hong Kong ePrix

ABB FIA Formula E Championship

Free Practice 1

Weather Report

Official Timekeeper TAGHeuer

Air Temperature

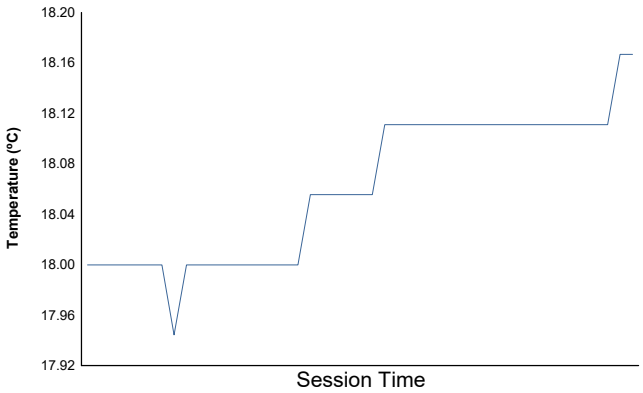

Track Temperature

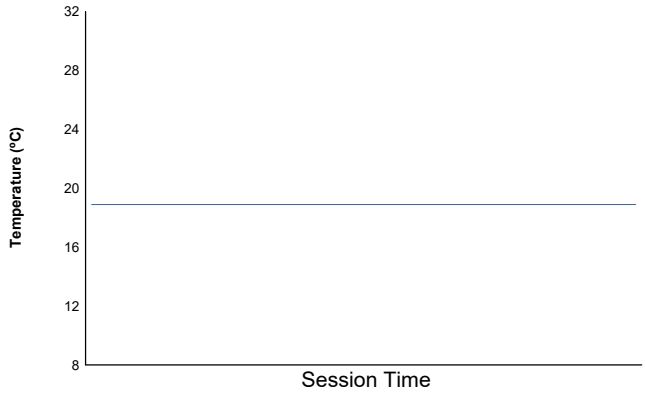

Humidity

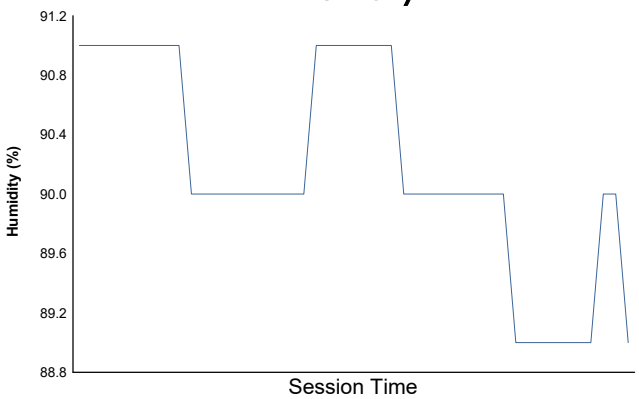

Pressure

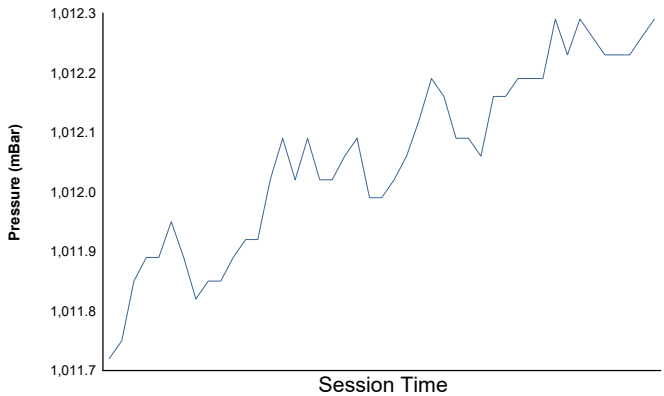

Wind Speed

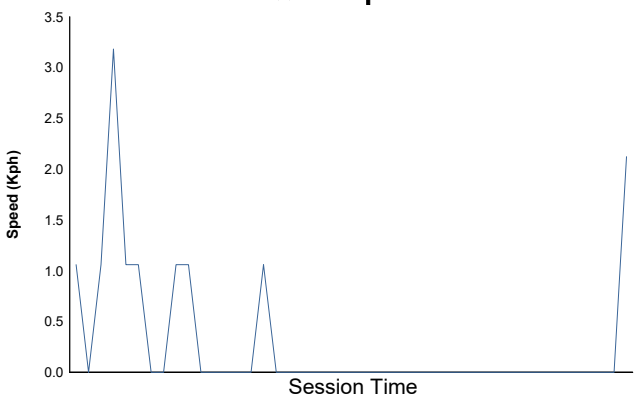

Wind direction

North = 0º/360º Est = 90º South = 180º West= 270º

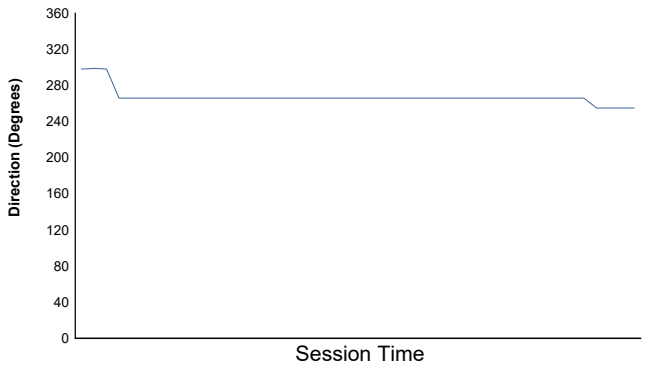

Track Status: **WET**

Title Partner Race Title Sponsor Global Partner Technical Partner Official Partners

FIA FORMULA E CHAMPIONSHIP 2018-19

Doc No. Date: Posted at:

ABB FIA FORMULA E CHAMPIONSHIP

Round 5 - Hong Kong ePrix - Free Practice 2

CLASSIFICATION

Official Timekeeper: TAGHeuer

POS	NO	DRIVER	NAT	TEAM	CAR	TIME	LAP	TOTAL	GAP		KPH
1	4	**Robin FRIJNS**	NLD	Envision Virgin Racing	Audi e-tron FE05	**1:09.221**	11	11	-	-	**96.7**
2	22	**Oliver ROWLAND**	GBR	Nissan e.dams	Nissan IM01	**1:09.478**	14	17	+0.257	+0.257	**96.4**
3	36	**André LOTTERER**	DEU	DS TECHEETAH	DS E-TENSE FE19	**1:09.499**	14	24	+0.278	+0.021	**96.3**
4	48	**Edoardo MORTARA**	CHE	Venturi Formula E Team	Venturi VFE05	**1:09.523**	9	9	+0.302	+0.024	**96.3**
5	23	**Sébastien BUEMI**	CHE	Nissan e.dams	Nissan IM01	**1:09.845**	19	19	+0.624	+0.322	**95.9**
6	2	**Sam BIRD**	GBR	Envision Virgin Racing	Audi e-tron FE05	**1:09.909**	11	12	+0.688	+0.064	**95.8**
7	25	**Jean-Eric VERGNE**	FRA	DS TECHEETAH	DS E-TENSE FE19	**1:10.066**	16	17	+0.845	+0.157	**95.6**
8	16	**Oliver TURVEY**	GBR	NIO Formula E Team	NIO Sport 004	**1:10.078**	18	18	+0.857	+0.012	**95.6**
9	17	**Gary PAFFETT**	GBR	HWA RACELAB	Venturi VFE05	**1:10.160**	18	22	+0.939	+0.082	**95.4**
10	66	**Daniel ABT**	DEU	Audi Sport Abt Schaeffler Formula E Team	Audi e-tron FE05	**1:10.178**	18	18	+0.957	+0.018	**95.4**
11	27	**Alexander SIMS**	GBR	BMW i ANDRETTI MOTORSPORT	BMW iFE.18	**1:10.224**	14	15	+1.003	+0.046	**95.4**
12	11	**Lucas DI GRASSI**	BRA	Audi Sport Abt Schaeffler Formula E Team	Audi e-tron FE05	**1:10.268**	15	17	+1.047	+0.044	**95.3**
13	19	**Felipe MASSA**	BRA	Venturi Formula E Team	Venturi VFE05	**1:10.353**	16	18	+1.132	+0.085	**95.2**
14	8	**Tom DILLMANN**	FRA	NIO Formula E Team	NIO Sport 004	**1:10.490**	14	17	+1.269	+0.137	**95.0**
15	5	**Stoffel VANDOORNE**	BEL	HWA RACELAB	Venturi VFE05	**1:10.599**	19	22	+1.378	+0.109	**94.8**
16	28	**Antonio Felix DA COSTA**	PRT	BMW i ANDRETTI MOTORSPORT	BMW iFE.18	**1:10.913**	13	16	+1.692	+0.314	**94.4**
17	94	**Pascal WEHRLEIN**	DEU	MAHINDRA RACING	Mahindra M5Electro	**1:11.130**	10	17	+1.909	+0.217	**94.1**
18	7	**José Maria LOPEZ**	ARG	GEOX DRAGON	Penske EV-3	**1:11.152**	9	20	+1.931	+0.022	**94.1**
19	3	**Nelson PIQUET**	BRA	Panasonic Jaguar Racing	Jaguar I-Type III	**1:11.213**	15	16	+1.992	+0.061	**94.0**
20	64	**Jérôme D'AMBROSIO**	BEL	MAHINDRA RACING	Mahindra M5Electro	**1:11.240**	16	17	+2.019	+0.027	**94.0**
21	20	**Mitch EVANS**	NZL	Panasonic Jaguar Racing	Jaguar I-Type III	**1:13.569**	3	5	+4.348	+2.329	**91.0**
22	6	**Felipe NASR**	BRA	GEOX DRAGON	Penske EV-3	**1:19.045**	3	5	+9.824	+5.476	**84.7**

FASTEST LAP

4	**Robin FRIJNS**	NLD	Envision Virgin Racing	Audi e-tron FE05	1:09.221 on Lap 11	96.7 Kph

Clerk of the Course:
Shiu Wai Ho, Oscar

Timekeeper:
Lleó Batlles

Series Partners:

Title Partner Race Title Sponsor Global Partner Technical Partner Official Partners

No part of these results/data may be reproduced, stored in a retrieval system or transmitted in any form or by any means electronic, mechanical, photocopying, recording, broadcasting or otherwise without prior permission of the copyright holder except for reproduction in local/national/international daily press and regular printed publications on sale to the public within 90 days of the event to which the results/data relate and provided that the copyright symbol appears together with the name of the copyright holder.

The FÉDÉRATION INTERNATIONALE DE L'AUTOMOBILE logo, FÉDÉRATION INTERNATIONALE DE L'AUTOMOBILE, FIA logo, FIA, FIA FORMULA-E CHAMPIONSHIP, FIA FORMULA-E CHAMPIONSHIP logo and related marks are protectedtrademarks of the Fédération Internationale de l'Automobile (FIA), Chemin de Blandonnet 2, 1214 Vernier, Switzerland.

©2019, Fédération Internationale de l'Automobile (FIA)

FIA FORMULA E CHAMPIONSHIP 2018-19

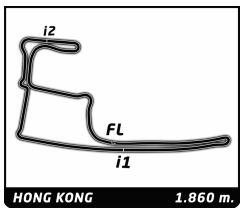

ABB FIA Formula E Championship

Round 5 - Hong Kong ePrix

Free Practice 2

Best Sector Times

Official Timekeeper TAGHeuer

	SECTOR 1			SECTOR 2			SECTOR 3							
Pos		Driver	Time		Driver	Time		Driver	Time	Pos		Driver	Ideal Lap	Best Lap
1	22	O.ROWLAND	18.620	36	A.LOTTERER	22.775	27	A.SIMS	27.454	1	4	R.FRIJNS	1:09.221	1:09.221 (1)
2	4	R.FRIJNS	18.644	48	E.MORTARA	22.940	36	A.LOTTERER	27.456	2	36	A.LOTTERER	1:09.232	1:09.499 (3)
3	48	E.MORTARA	18.740	4	R.FRIJNS	22.966	23	S.BUEMI	27.488	3	22	O.ROWLAND	1:09.376	1:09.478 (2)
4	8	T.DILLMANN	18.826	2	S.BIRD	23.130	25	J.VERGNE	27.554	4	48	E.MORTARA	1:09.523	1:09.523 (4)
5	19	F.MASSA	18.841	22	O.ROWLAND	23.150	66	D.ABT	27.571	5	25	J.VERGNE	1:09.713	1:10.066 (7)
6	16	O.TURVEY	18.937	25	J.VERGNE	23.187	2	S.BIRD	27.583	6	23	S.BUEMI	1:09.845	1:09.845 (5)
7	17	G.PAFFETT	18.958	16	O.TURVEY	23.274	22	O.ROWLAND	27.606	7	27	A.SIMS	1:09.907	1:10.224 (11)
8	25	J.VERGNE	18.972	23	S.BUEMI	23.279	4	R.FRIJNS	27.611	8	2	S.BIRD	1:09.909	1:09.909 (6)
9	36	A.LOTTERER	19.001	66	D.ABT	23.289	5	S.VANDOORNE	27.625	9	8	T.DILLMANN	1:10.006	1:10.490 (14)
10	11	L.DI GRASSI	19.012	94	P.WEHRLEIN	23.303	8	T.DILLMANN	27.760	10	66	D.ABT	1:10.034	1:10.178 (10)
11	27	A.SIMS	19.029	19	F.MASSA	23.306	7	J.LOPEZ	27.810	11	16	O.TURVEY	1:10.078	1:10.078 (8)
12	94	P.WEHRLEIN	19.045	7	J.LOPEZ	23.307	64	J.D'AMBROSIO	27.825	12	17	G.PAFFETT	1:10.160	1:10.160 (9)
13	7	J.LOPEZ	19.069	11	L.DI GRASSI	23.328	17	G.PAFFETT	27.842	13	7	J.LOPEZ	1:10.186	1:11.152 (18)
14	23	S.BUEMI	19.078	17	G.PAFFETT	23.360	48	E.MORTARA	27.843	14	19	F.MASSA	1:10.236	1:10.353 (13)
15	66	D.ABT	19.174	8	T.DILLMANN	23.420	16	O.TURVEY	27.867	15	11	L.DI GRASSI	1:10.244	1:10.268 (12)
16	2	S.BIRD	19.196	27	A.SIMS	23.424	11	L.DI GRASSI	27.904	16	94	P.WEHRLEIN	1:10.278	1:11.130 (17)
17	5	S.VANDOORNE	19.200	3	N.PIQUET	23.477	94	P.WEHRLEIN	27.930	17	5	S.VANDOORNE	1:10.335	1:10.599 (15)
18	28	A.DA COSTA	19.280	5	S.VANDOORNE	23.510	28	A.DA COSTA	27.992	18	64	J.D'AMBROSIO	1:10.834	1:11.240 (20)
19	3	N.PIQUET	19.390	64	J.D'AMBROSIO	23.572	19	F.MASSA	28.089	19	28	A.DA COSTA	1:10.913	1:10.913 (16)
20	64	J.D'AMBROSIO	19.437	28	A.DA COSTA	23.641	3	N.PIQUET	28.282	20	3	N.PIQUET	1:11.149	1:11.213 (19)
21	6	F.NASR	19.832	20	M.EVANS	24.000	20	M.EVANS	28.986	21	20	M.EVANS	1:13.096	1:13.569 (21)
22	20	M.EVANS	20.110	6	F.NASR	24.152	6	F.NASR	29.481	22	6	F.NASR	1:13.465	1:19.045 (22)

Title Partner Race Title Sponsor Global Partner Technical Partner Official Partners

FIA FORMULA E CHAMPIONSHIP 2018-19

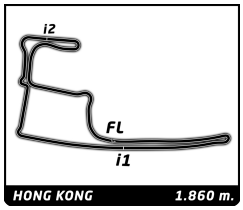

ABB FIA Formula E Championship

Round 5 - Hong Kong ePrix

Free Practice 2

Fastest Lap Sequence

Official Timekeeper TAGHeuer

Practice Time	Driver	Team	Car	Time	Kph	Lap
2:56.996	66 Daniel ABT	Audi Sport Abt Schaeffler Formula E Team	Audi e-tron FE05	**1:20.630**	83.0	2
3:31.542	94 Pascal WEHRLEIN	MAHINDRA RACING	Mahindra M5Electro	**1:20.308**	83.4	2
4:03.929	28 Antonio Felix DA COSTA	BMW i ANDRETTI MOTORSPORT	BMW iFE.18	**1:16.328**	87.7	2
4:14.330	11 Lucas DI GRASSI	Audi Sport Abt Schaeffler Formula E Team	Audi e-tron FE05	**1:13.875**	90.6	3
4:17.745	4 Robin FRIJNS	Envision Virgin Racing	Audi e-tron FE05	**1:12.745**	92.0	3
4:20.925	22 Oliver ROWLAND	Nissan e.dams	Nissan IM01	**1:11.940**	93.1	3
5:21.755	36 André LOTTERER	DS TECHEETAH	DS E-TENSE FE19	**1:11.852**	93.2	3
5:38.805	23 Sébastien BUEMI	Nissan e.dams	Nissan IM01	**1:11.644**	93.5	4
6:05.556	5 Stoffel VANDOORNE	HWA RACELAB	Venturi VFE05	**1:11.414**	93.8	4
7:52.852	36 André LOTTERER	DS TECHEETAH	DS E-TENSE FE19	**1:11.309**	93.9	5
9:04.048	36 André LOTTERER	DS TECHEETAH	DS E-TENSE FE19	**1:11.196**	94.1	6
11:42.943	23 Sébastien BUEMI	Nissan e.dams	Nissan IM01	**1:11.117**	94.2	7
13:10.777	17 Gary PAFFETT	HWA RACELAB	Venturi VFE05	**1:10.799**	94.6	9
14:07.147	23 Sébastien BUEMI	Nissan e.dams	Nissan IM01	**1:10.741**	94.7	9
14:21.400	17 Gary PAFFETT	HWA RACELAB	Venturi VFE05	**1:10.623**	94.8	10
15:24.439	2 Sam BIRD	Envision Virgin Racing	Audi e-tron FE05	**1:10.587**	94.9	7
15:26.045	22 Oliver ROWLAND	Nissan e.dams	Nissan IM01	**1:10.447**	95.1	8
18:56.369	36 André LOTTERER	DS TECHEETAH	DS E-TENSE FE19	**1:09.499**	96.3	14
26:57.139	22 Oliver ROWLAND	Nissan e.dams	Nissan IM01	**1:09.478**	96.4	14
31:08.707	4 Robin FRIJNS	Envision Virgin Racing	Audi e-tron FE05	**1:09.221**	96.7	11

Title Partner Race Title Sponsor Global Partner Technical Partner Official Partners

FIA FORMULA E CHAMPIONSHIP 2018-19

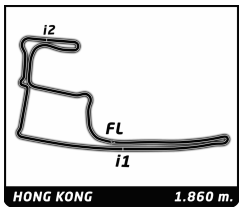

ABB FIA Formula E Championship

Round 5 - Hong Kong ePrix

Free Practice 2

Analysis

Official Timekeeper TAGHeuer

250KW | 225KW | Personal Best | Session Best | **B** Crossing the finish line in pit lane

2 Sam BIRD — GBR
Envision Virgin Racing — Audi e-tron FE05

Lap	Time		Sector 1	Sector 2	Sector 3	Kph	Elapsed
1	1:41.880		40.489	28.959	32.432	62.1	1:41.880
2	1:27.418		20.164	28.259	38.995	76.6	3:09.298
3	1:12.869		20.020	24.141	28.708	91.9	4:22.167
4	7:15.594 B		20.222	24.835	6:30.537	15.4	11:37.761
5	1:20.173		25.715	25.330	29.128	83.5	12:57.934
6	1:15.918	225	19.782	24.386	31.750	88.2	14:13.852
7	1:10.587	225	19.210	23.684	27.693	94.9	15:24.439
8	10:34.655 B		19.592	26.695	9:48.368	10.6	25:59.094
9	1:19.499		25.337	25.528	28.634	84.2	27:18.593
10	1:15.467	250	19.920	24.173	31.374	88.7	28:34.060
11	1:09.909	250	19.196	23.130	27.583	95.8	29:43.969
12	1:17.185	250	20.408	26.758	30.019	86.8	31:01.154

3 Nelson PIQUET — BRA
Panasonic Jaguar Racing — Jaguar I-Type III

Lap	Time		Sector 1	Sector 2	Sector 3	Kph	Elapsed
1	2:25.333		1:27.343	26.885	31.105	43.5	2:25.333
2	1:22.644		21.115	25.421	36.108	81.0	3:47.977
3	1:32.393		30.419	31.061	30.913	72.5	5:20.370
4	1:13.691		20.133	24.354	29.204	90.9	6:34.061
5	1:12.489		19.887	24.034	28.568	92.4	7:46.550
6	1:15.763		20.032	23.854	31.877	88.4	9:02.313
7	1:12.539		19.953	23.956	28.630	92.3	10:14.852
8	1:12.351		19.863	23.914	28.574	92.5	11:27.203
9	1:12.079		19.836	23.787	28.456	92.9	12:39.282
10	1:18.137	225	19.905	27.994	30.238	85.7	13:57.419
11	1:11.796	225	19.554	23.477	28.765	93.3	15:09.215
12	10:51.763 B	225	19.924	24.050	...	10.3	26:00.978
13	1:21.569		25.350	26.258	29.961	82.1	27:22.547
14	1:19.442	225	20.173	29.179	30.090	84.3	28:41.989
15	1:11.213	250	19.437	23.494	28.282	94.0	29:53.202
16	1:11.530	250	19.390	23.667	28.473	93.6	31:04.732

4 Robin FRIJNS — NLD
Envision Virgin Racing — Audi e-tron FE05

Lap	Time		Sector 1	Sector 2	Sector 3	Kph	Elapsed
1	1:39.240		37.953	29.306	31.981	63.8	1:39.240
2	1:25.760		20.789	27.409	37.562	78.1	3:05.000
3	1:12.745		20.212	23.961	28.572	92.0	4:17.745
4	11:14.104 B		20.121	24.350	...	9.9	15:31.849
5	1:26.181		28.112	27.927	30.142	77.7	16:58.030
6	1:14.992	225	19.655	24.430	30.907	89.3	18:13.022
7	1:27.396	225	19.008	39.853	28.535	76.6	19:40.418
8	7:52.046 B		20.498	25.429	7:06.119	14.2	27:32.464
9	1:15.892		23.729	23.824	28.339	88.2	28:48.356
10	1:11.130	250	19.578	23.374	28.178	94.1	29:59.486
11	1:09.221	250	18.644	22.966	27.611	96.7	31:08.707

5 Stoffel VANDOORNE — BEL
HWA RACELAB — Venturi VFE05

Lap	Time		Sector 1	Sector 2	Sector 3	Kph	Elapsed
1	2:12.967		1:13.431	27.511	32.025	47.6	2:12.967
2	1:23.142		22.245	24.680	36.217	80.5	3:36.109
3	1:18.033	225	19.878	25.981	32.174	85.8	4:54.142
4	1:11.414	225	19.674	23.670	28.070	93.8	6:05.556
5	1:19.729	225	20.854	28.848	30.027	84.0	7:25.285
6	1:11.555		19.570	23.868	28.117	93.6	8:36.840
7	1:29.574		22.559	28.523	38.492	74.8	10:06.414
8	1:11.531		19.638	23.657	28.236	93.6	11:17.945
9	1:27.785		21.216	34.064	32.505	76.3	12:45.730
10	1:16.745		19.756	23.531	33.458	87.2	14:02.475
11	1:11.523		19.756	23.734	28.033	93.6	15:13.998
12	1:29.475		20.240	28.793	40.442	74.8	16:43.473
13	1:11.572		19.525	23.778	28.269	93.6	17:55.045
14	1:10.980		19.409	23.946	27.625	94.3	19:06.025
15	1:19.011		19.620	27.046	32.345	84.7	20:25.036
16	2:29.587 B		19.241	24.741	1:45.605	44.8	22:54.623
17	1:24.492		28.258	26.600	29.634	79.3	24:19.115
18	1:13.013	250	19.626	24.595	28.792	91.7	25:32.128
19	1:10.599	250	19.200	23.510	27.889	94.8	26:42.727
20	1:57.919 B	250	21.581	27.005	1:09.333	56.8	28:40.646
21	1:16.583		24.332	24.010	28.241	87.4	29:57.229
22	1:33.757		35.424	26.630	31.703	71.4	31:30.986

6 Felipe NASR — BRA
GEOX DRAGON — Penske EV-3

Lap	Time		Sector 1	Sector 2	Sector 3	Kph	Elapsed
1	2:33.781		1:35.296	27.678	30.807	41.2	2:33.781
2	1:23.383		20.996	25.037	37.350	80.3	3:57.164
3	1:19.045		20.722	24.588	33.735	84.7	5:16.209
4	24:11.252 B	225	19.832	24.152	...	4.6	29:27.461
5	1:20.976		26.131	25.364	29.481	82.7	30:48.437

7 José Maria LOPEZ — ARG
GEOX DRAGON — Penske EV-3

Lap	Time		Sector 1	Sector 2	Sector 3	Kph	Elapsed
1	2:21.956		1:21.716	28.393	31.847	44.6	2:21.956
2	1:22.220		21.840	26.540	33.840	81.4	3:44.176
3	1:13.423	225	19.776	24.130	29.517	91.2	4:57.599
4	1:16.585	225	21.417	25.540	29.628	87.4	6:14.184
5	1:15.192		20.341	24.407	30.444	89.1	7:29.376
6	1:16.738		19.846	23.989	32.903	87.3	8:46.114
7	1:11.959		19.798	23.529	28.632	93.1	9:58.073
8	1:16.006		20.005	24.853	31.148	88.1	11:14.079
9	1:11.152		19.544	23.307	28.301	94.1	12:25.231
10	1:11.630		19.964	23.358	28.308	93.5	13:36.861
11	1:15.845		19.877	25.477	30.491	88.3	14:52.706
12	1:15.168		21.122	25.145	28.901	89.1	16:07.874
13	1:11.163		19.489	23.662	28.012	94.1	17:19.037
14	5:42.358 B		19.902	25.057	4:57.399	19.6	23:01.395
15	1:28.449		33.532	25.734	29.183	75.7	24:29.844
16	1:14.821	250	20.041	24.779	30.001	89.5	25:44.665
17	1:27.831	250	19.069	40.363	28.399	76.2	27:12.496
18	1:12.450	250	19.463	23.821	29.166	92.4	28:24.946
19	1:11.740		19.791	24.139	27.810	93.3	29:36.686
20	1:25.599		19.399	37.975	28.225	78.2	31:02.285

8 Tom DILLMANN — FRA
NIO Formula E Team — NIO Sport 004

Lap	Time		Sector 1	Sector 2	Sector 3	Kph	Elapsed
1	2:05.404		1:01.749	30.388	33.267	50.5	2:05.404
2	1:20.939		20.717	24.480	35.742	82.7	3:26.343
3	1:13.994		20.196	24.236	29.562	90.5	4:40.337
4	1:14.316		20.203	24.493	29.620	90.1	5:54.653
5	1:13.037		19.826	24.242	28.969	91.7	7:07.690
6	1:17.165		20.086	24.671	32.408	86.8	8:24.855
7	1:18.065		19.742	24.063	34.260	85.8	9:42.920

Title Partner | Race Title Sponsor | Global Partner | Technical Partner | Official Partners
ABB | CBMM Niobium | Julius Bär | Michelin | TAG Heuer | DHL | BMW | SAUDIA | Allianz | BOSCH | Heineken | enel x | BOSS | modis | Antofagasta Minerals

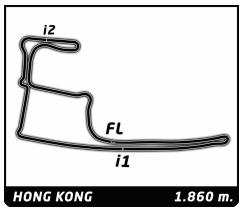

ABB FIA Formula E Championship

Round 5 - Hong Kong ePrix

Free Practice 2

Analysis

Official Timekeeper TAGHeuer

250KW 225KW Personal Best Session Best **B** Crossing the finish line in pit lane

11 Lucas DI GRASSI — BRA

Audi Sport Abt Schaeffler Formula E Te — Audi e-tron FE05

Lap	Time		Sector 1	Sector 2	Sector 3	Kph	Elapsed
1	1:37.881		35.597	30.806	31.478	64.7	1:37.881
2	1:22.574		20.720	26.477	35.377	81.1	3:00.455
3	1:13.875	225KW	19.684	23.623	30.568	90.6	4:14.330
4	1:21.023		20.380	30.286	30.357	82.6	5:35.353
5	1:11.515	250KW	19.419	23.721	28.375	93.6	6:46.868
6	6:42.085 B		20.084	26.001	5:56.000	16.7	13:28.953
7	1:27.364		28.552	27.338	31.474	76.6	14:56.317
8	1:15.986		19.492	23.891	32.603	88.1	16:12.303
9	1:11.222		19.470	23.521	28.231	94.0	17:23.525
10	1:13.521		19.951	24.513	29.057	91.1	18:37.046
11	1:10.968		19.205	23.469	28.294	94.4	19:48.014
12	4:27.968 B		19.702	24.551	3:43.715	25.0	24:15.982
13	1:26.623		27.262	30.019	29.342	77.3	25:42.605
14	1:14.198	250KW	19.392	24.768	30.038	90.2	26:56.803
15	1:10.268	250KW	19.012	23.328	27.928	95.3	28:07.071
16	1:12.101	250KW	19.600	24.155	28.346	92.9	29:19.172
17	1:11.454		20.138	23.412	27.904	93.7	30:30.626

16 Oliver TURVEY — GBR

NIO Formula E Team — NIO Sport 004

Lap	Time		Sector 1	Sector 2	Sector 3	Kph	Elapsed
1	2:17.183		1:17.955	27.752	31.476	46.1	2:17.183
2	1:24.501		22.751	27.156	34.594	79.2	3:41.684
3	1:15.448		20.413	24.806	30.229	88.7	4:57.132
4	1:14.564		20.674	24.700	29.190	89.8	6:11.696
5	1:16.254		20.721	24.518	31.015	87.8	7:27.950
6	1:14.434		20.360	24.155	29.919	90.0	8:42.384
7	1:13.195		19.954	24.340	28.901	91.5	9:55.579
8	1:15.436	225KW	20.515	24.526	30.395	88.8	11:11.015
9	1:12.140	225KW	19.654	24.037	28.449	92.8	12:23.155
10	8:15.101 B		24.180	27.342	7:23.579	13.5	20:38.256
11	1:25.815		26.901	28.156	30.758	78.0	22:04.071
12	1:17.431		21.315	26.542	29.574	86.5	23:21.502
13	1:12.836		19.772	24.174	28.890	91.9	24:34.338
14	1:15.981		20.514	24.313	31.154	88.1	25:50.319
15	1:13.061		19.974	24.637	28.450	91.6	27:03.380
16	1:12.261		19.799	24.166	28.296	92.7	28:15.641
17	1:15.399	250KW	19.576	25.503	30.320	88.8	29:31.040
18	1:10.078	250KW	18.937	23.274	27.867	95.6	30:41.118

17 Gary PAFFETT — GBR

HWA RACELAB — Venturi VFE05

Lap	Time		Sector 1	Sector 2	Sector 3	Kph	Elapsed
1	2:07.412		1:04.691	29.866	32.855	49.7	2:07.412
2	1:31.700		23.150	26.679	41.871	73.0	3:39.112
3	1:23.255		19.995	26.542	36.718	80.4	5:02.367
4	1:12.474	225KW	19.650	23.841	28.983	92.4	6:14.841
5	2:05.239 B	225KW	20.867	24.797	1:19.575	53.5	8:20.080
6	1:15.953		23.292	24.177	28.484	88.2	9:36.033
7	1:12.216		19.606	23.967	28.643	92.7	10:48.249
8	1:11.729		19.661	23.943	28.125	93.4	11:59.978
9	1:10.799		19.333	23.419	28.047	94.6	13:10.777
10	1:10.623		19.198	23.568	27.857	94.8	14:21.400
11	1:10.831		19.227	23.459	28.145	94.5	15:32.231
12	1:14.445		19.320	24.281	30.844	89.9	16:46.676
13	1:20.692		20.582	30.723	29.387	83.0	18:07.368
14	1:10.775		19.384	23.395	27.996	94.6	19:18.143
15	2:03.362 B		20.556	25.077	1:17.729	54.3	21:21.505
16	1:32.421		30.653	31.060	30.708	72.5	22:53.926
17	1:14.815	225KW	20.072	25.042	29.701	89.5	24:08.741
18	1:10.160	250KW	18.958	23.360	27.842	95.4	25:18.901
19	1:50.862 B	250KW	19.461	24.381	1:07.020	60.4	27:09.763
20	1:16.846		23.656	24.539	28.651	87.1	28:26.609
21	1:11.174		19.511	23.650	28.013	94.1	29:37.783
22	1:11.292		19.269	24.164	27.859	93.9	30:49.075

19 Felipe MASSA — BRA

Venturi Formula E Team — Venturi VFE05

Lap	Time		Sector 1	Sector 2	Sector 3	Kph	Elapsed
1	2:27.554		1:26.921	29.297	31.336	42.9	2:27.554
2	1:26.564		21.173	25.018	40.373	77.4	3:54.118
3	1:17.686	225KW	19.803	23.892	33.991	86.2	5:11.804
4	1:12.085	225KW	19.615	23.747	28.723	92.9	6:23.889
5	1:15.060	225KW	20.616	25.487	28.957	89.2	7:38.949
6	1:16.506		19.835	23.718	32.953	87.5	8:55.455
7	1:12.161		19.516	23.797	28.848	92.8	10:07.616
8	1:17.504		19.715	23.965	33.824	86.4	11:25.120
9	1:12.082		19.671	23.819	28.592	92.9	12:37.202
10	1:11.704		19.469	23.835	28.400	93.4	13:48.906
11	1:24.429		23.826	29.541	31.062	79.3	15:13.335
12	1:11.548		19.555	23.487	28.506	93.6	16:24.883
13	7:26.933 B		19.831	23.697	6:43.405	15.0	23:51.816
14	1:23.304		28.016	26.465	28.823	80.4	25:15.120
15	1:11.277	250KW	19.450	23.571	28.256	93.9	26:26.397
16	1:10.353	250KW	18.841	23.306	28.206	95.2	27:36.750
17	1:17.365	250KW	20.404	24.879	32.082	86.6	28:54.115
18	1:10.758		19.258	23.411	28.089	94.6	30:04.873

20 Mitch EVANS — NZL

Panasonic Jaguar Racing — Jaguar I-Type III

Lap	Time		Sector 1	Sector 2	Sector 3	Kph	Elapsed
1	1:52.621		52.037	27.194	33.390	56.2	1:52.621
2	1:25.669		20.668	24.471	40.530	78.2	3:18.290
3	1:13.569		20.388	24.160	29.021	91.0	4:31.859
4	1:13.615		20.539	24.090	28.986	91.0	5:45.474
5	1:19.639		20.160	28.470	31.009	84.1	7:05.113

22 Oliver ROWLAND — GBR

Nissan e.dams — Nissan IM01

Lap	Time		Sector 1	Sector 2	Sector 3	Kph	Elapsed
1	1:39.688		40.612	27.045	32.031	63.5	1:39.688
2	1:29.297		21.413	28.843	39.041	75.0	3:08.985
3	1:11.940	225KW	19.495	23.861	28.584	93.1	4:20.925
4	6:13.047 B	225KW	20.096	29.353	5:23.598	17.9	10:33.972
5	1:19.144		25.159	24.957	29.028	84.6	11:53.116
6	1:11.287		19.569	23.716	28.002	93.9	13:04.403

Title Partner Race Title Sponsor Global Partner Technical Partner Official Partners
ABB CBMM Niobium Julius Bär MICHELIN TAG Heuer DHL BMW SAUDIA Allianz BOSCH Heineken enel x BOSS modis ANTOFAGASTA MINERALS

FIA FORMULA E CHAMPIONSHIP 2018-19

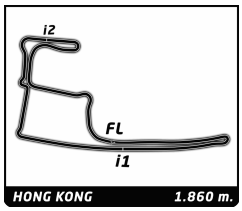

ABB FIA Formula E Championship

Round 5 - Hong Kong ePrix

Free Practice 2

Analysis

Official Timekeeper TAGHeuer

250KW 225KW Personal Best Session Best **B** Crossing the finish line in pit lane

Lap	Time		Sector 1	Sector 2	Sector 3	Kph	Elapsed
7	1:11.195		19.349	23.781	28.065	94.1	14:15.598
8	1:10.447		19.153	23.541	27.753	95.1	15:26.045
9	1:10.963		19.294	23.699	27.970	94.4	16:37.008
10	1:12.775		19.416	23.509	29.850	92.0	17:49.783
11	5:16.787 B		19.954	23.919	4:32.914	21.1	23:06.570
12	1:24.727		30.428	24.714	29.585	79.0	24:31.297
13	1:16.364		19.864	25.964	30.536	87.7	25:47.661
14	1:09.478		18.620	23.150	27.708	96.4	26:57.139
15	1:13.211		20.829	24.302	28.080	91.5	28:10.350
16	1:09.845		19.040	23.199	27.606	95.9	29:20.195
17	1:17.408		20.746	24.892	31.770	86.5	30:37.603

23 Sébastien BUEMI — CHE

Nissan e.dams — Nissan IM01

Lap	Time		Sector 1	Sector 2	Sector 3	Kph	Elapsed
1	1:44.185		46.808	26.838	30.539	60.7	1:44.185
2	1:25.915		20.356	29.883	35.676	77.9	3:10.100
3	1:17.061		20.321	25.366	31.374	86.9	4:27.161
4	1:11.644		19.763	23.691	28.190	93.5	5:38.805
5	3:34.678 B		19.735	24.028	2:50.915	31.2	9:13.483
6	1:18.343		25.354	24.360	28.629	85.5	10:31.826
7	1:11.117		19.362	23.473	28.282	94.2	11:42.943
8	1:13.463		19.751	24.702	29.010	91.1	12:56.406
9	1:10.741		19.290	23.373	28.078	94.7	14:07.147
10	1:26.566		19.715	31.025	35.826	77.4	15:33.713
11	1:17.435		19.354	24.888	33.193	86.5	16:51.148
12	1:10.701		19.458	23.350	27.893	94.7	18:01.849
13	5:18.845 B		19.301	24.168	4:35.376	21.0	23:20.694
14	1:19.261		25.391	24.690	29.180	84.5	24:39.955
15	1:19.696		19.412	24.421	35.863	84.0	25:59.651
16	1:24.590		28.445	26.102	30.043	79.2	27:24.241
17	1:12.008		19.262	23.536	29.210	93.0	28:36.249
18	1:13.186		19.171	26.053	27.962	91.5	29:49.435
19	1:09.845		19.078	23.279	27.488	95.9	30:59.280

25 Jean-Eric VERGNE — FRA

DS TECHEETAH — DS E-TENSE FE19

Lap	Time		Sector 1	Sector 2	Sector 3	Kph	Elapsed
1	5:58.197		4:56.511	31.089	30.597	17.7	5:58.197
2	1:15.268		20.351	24.347	30.570	89.0	7:13.465
3	1:12.125		19.480	23.642	29.003	92.8	8:25.590
4	1:22.094		23.764	27.113	31.217	81.6	9:47.684
5	1:11.483		19.469	23.658	28.356	93.7	10:59.167
6	1:20.485		21.182	26.364	32.939	83.2	12:19.652
7	1:14.209		19.649	25.761	28.799	90.2	13:33.861
8	1:14.319		19.574	23.692	31.053	90.1	14:48.180
9	1:11.092		19.532	23.869	27.691	94.2	15:59.272
10	1:15.079		20.659	25.260	29.160	89.2	17:14.351
11	1:10.842		19.775	23.513	27.554	94.5	18:25.193
12	1:14.182		19.727	24.991	29.464	90.3	19:39.375
13	5:51.386 B		20.087	24.536	5:06.763	19.1	25:30.761
14	1:35.047		29.880	33.727	31.440	70.4	27:05.808
15	1:15.883		19.756	26.240	29.887	88.2	28:21.691
16	1:10.066		18.972	23.187	27.907	95.6	29:31.757
17	1:13.661		20.187	25.168	28.306	90.9	30:45.418

27 Alexander SIMS — GBR

BMW i ANDRETTI MOTORSPORT — BMW iFE.18

Lap	Time		Sector 1	Sector 2	Sector 3	Kph	Elapsed
1	1:55.431		53.628	29.003	32.800	54.8	1:55.431
2	1:27.642		20.835	24.759	42.048	76.4	3:23.073
3	1:12.866		20.476	23.896	28.494	91.9	4:35.939
4	6:07.408 B		20.299	24.109	5:23.000	18.2	10:43.347
5	1:25.004		28.023	26.966	30.015	78.8	12:08.351
6	1:12.568		20.302	23.985	28.281	92.3	13:20.919
7	1:11.481		19.636	23.761	28.084	93.7	14:32.400
8	7:18.354 B		19.645	23.999	6:34.710	15.3	21:50.754
9	1:22.754		25.521	27.102	30.131	80.9	23:13.508
10	1:14.536		19.970	23.901	30.665	89.8	24:28.044
11	1:11.077		19.029	24.181	27.867	94.2	25:39.121
12	1:10.417		19.117	23.664	27.636	95.1	26:49.538
13	1:14.081		19.322	23.588	31.171	90.4	28:03.619
14	1:10.224		19.346	23.424	27.454	95.4	29:13.843
15	1:12.057		19.236	23.532	29.289	92.9	30:25.900

28 Antonio Felix DA COSTA — PRT

BMW i ANDRETTI MOTORSPORT — BMW iFE.18

Lap	Time		Sector 1	Sector 2	Sector 3	Kph	Elapsed
1	2:47.601		1:49.468	27.252	30.881	37.8	2:47.601
2	1:16.328		21.320	25.830	29.178	87.7	4:03.929
3	1:13.713		20.650	24.435	28.628	90.8	5:17.642
4	4:09.895 B		19.869	24.009	3:26.017	26.8	9:27.537
5	1:24.724		25.709	26.393	32.622	79.0	10:52.261
6	1:12.344		19.693	24.010	28.641	92.6	12:04.605
7	1:11.718		19.391	24.078	28.249	93.4	13:16.323
8	1:11.882		19.480	24.022	28.380	93.2	14:28.205
9	1:11.731		19.285	24.119	28.327	93.3	15:39.936
10	5:40.252 B		19.607	23.914	4:56.731	19.7	21:20.188
11	1:21.688		26.906	26.087	28.695	82.0	22:41.876
12	1:12.698		20.285	23.929	28.484	92.1	23:54.574
13	1:10.913		19.280	23.641	27.992	94.4	25:05.487
14	1:11.484		19.613	23.834	28.037	93.7	26:16.971
15	2:47.030 B		19.551	23.737	2:03.742	40.1	29:04.001
16	1:25.553		25.702	28.817	31.034	78.3	30:29.554

36 André LOTTERER — DEU

DS TECHEETAH — DS E-TENSE FE19

Lap	Time		Sector 1	Sector 2	Sector 3	Kph	Elapsed
1	2:51.294		1:55.238	25.555	30.501	36.9	2:51.294
2	1:18.609		20.805	26.199	31.605	85.2	4:09.903
3	1:11.852		19.796	23.941	28.115	93.2	5:21.755
4	1:19.788		19.908	26.956	32.924	83.9	6:41.543
5	1:11.309		19.792	23.485	28.032	93.9	7:52.852
6	1:11.196		19.414	23.380	28.402	94.1	9:04.048
7	1:11.342		19.747	23.436	28.159	93.9	10:15.390
8	1:18.986		21.455	27.314	30.217	84.8	11:34.376
9	1:13.596		19.293	24.386	29.917	91.0	12:47.972
10	1:23.884		19.846	25.705	38.333	79.8	14:11.856
11	1:10.770		19.400	23.435	27.935	94.6	15:22.626
12	1:10.619		19.530	23.328	27.761	94.8	16:33.245
13	1:13.625		19.632	24.310	29.683	90.9	17:46.870
14	1:09.499		19.001	23.042	27.456	96.3	18:56.369
15	1:14.854		19.317	25.139	30.398	89.5	20:11.223
16	1:20.313		23.854	27.276	29.183	83.4	21:31.536
17	1:11.530		20.006	23.508	28.016	93.6	22:43.066
18	1:13.130		21.285	23.824	28.021	91.6	23:56.196
19	1:10.391		19.331	23.140	27.920	95.1	25:06.587
20	1:10.936		19.617	23.382	27.937	94.4	26:17.523
21	1:16.692		19.808	26.009	30.875	87.3	27:34.215

Title Partner Race Title Sponsor Global Partner Technical Partner Official Partners
ABB CBMM Niobium Julius Bär MICHELIN TAG Heuer DHL SAUDIA Allianz BOSCH Heineken enel x BOSS modis ANTOFAGASTA MINERALS

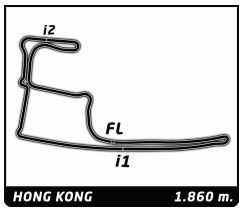

ABB FIA Formula E Championship

Round 5 - Hong Kong ePrix

Free Practice 2

Analysis

Official Timekeeper TAGHeuer

250KW 225KW Personal Best Session Best **B** Crossing the finish line in pit lane

48 Edoardo MORTARA — CHE

Venturi Formula E Team — Venturi VFE05

Lap	Time		Sector 1	Sector 2	Sector 3	Kph	Elapsed
1	5:03.923		3:50.475	33.126	40.322	20.8	5:03.923
2	1:14.107		20.430	24.331	29.346	90.4	6:18.030
3	1:12.182		19.804	23.587	28.791	92.8	7:30.212
4	1:19.157		20.458	26.912	31.787	84.6	8:49.369
5	1:11.677		19.643	23.536	28.498	93.4	10:01.046
6	16:52.368 B		19.835	24.494	...	6.6	26:53.414
7	1:21.168		26.773	25.624	28.771	82.5	28:14.582
8	1:11.275	250KW	19.446	23.400	28.429	93.9	29:25.857
9	1:09.523	250KW	18.740	22.940	27.843	96.3	30:35.380

64 Jérôme D'AMBROSIO — BEL

MAHINDRA RACING — Mahindra M5Electro

Lap	Time		Sector 1	Sector 2	Sector 3	Kph	Elapsed
1	1:41.655		39.200	29.695	32.760	62.3	1:41.655
2	1:32.781		21.919	29.158	41.704	72.2	3:14.436
3	1:14.441		20.431	24.540	29.470	90.0	4:28.877
4	1:15.345		21.039	24.340	29.966	88.9	5:44.222
5	1:14.099		20.725	24.172	29.202	90.4	6:58.321
6	1:13.637		20.239	24.211	29.187	90.9	8:11.958
7	4:31.079 B		20.386	25.359	3:45.334	24.7	12:43.037
8	1:22.459		27.323	25.264	29.872	81.2	14:05.496
9	1:14.900	250KW	20.058	24.288	30.554	89.4	15:20.396
10	1:11.963	250KW	19.559	23.723	28.681	93.0	16:32.359
11	1:16.850	250KW	21.065	25.592	30.193	87.1	17:49.209
12	1:12.215		19.917	24.057	28.241	92.7	19:01.424
13	6:14.685 B		20.209	25.003	5:29.473	17.9	25:16.109
14	1:18.879		25.030	24.675	29.174	84.9	26:34.988
15	1:13.545	225KW	20.013	23.902	29.630	91.0	27:48.533
16	1:11.240	225KW	19.437	23.572	28.231	94.0	28:59.773
17	1:12.079	225KW	20.292	23.962	27.825	92.9	30:11.852

66 Daniel ABT — DEU

Audi Sport Abt Schaeffler Formula E Te — Audi e-tron FE05

Lap	Time		Sector 1	Sector 2	Sector 3	Kph	Elapsed
1	1:36.366		33.774	29.622	32.970	65.7	1:36.366
2	1:20.630		20.627	25.886	34.117	83.0	2:56.996
3	1:19.618		20.346	24.423	34.849	84.1	4:16.614
4	1:12.793	225KW	19.983	24.052	28.758	92.0	5:29.407
5	6:56.251 B		19.909	24.428	6:11.914	16.1	12:25.658
6	1:27.286		27.767	29.662	29.857	76.7	13:52.944
7	1:12.526		19.963	24.061	28.502	92.3	15:05.470
8	1:11.589		19.555	23.879	28.155	93.5	16:17.059
9	1:12.845		19.378	23.735	29.732	91.9	17:29.904
10	1:10.990		19.479	23.511	28.000	94.3	18:40.894
11	1:10.546		19.414	23.353	27.779	94.9	19:51.440
12	3:48.458 B		19.367	23.548	3:05.543	29.3	23:39.898
13	1:22.314		26.671	26.611	29.032	81.3	25:02.212
14	1:12.609	250KW	19.642	23.893	29.074	92.2	26:14.821
15	1:10.553	250KW	19.441	23.289	27.823	94.9	27:25.374
16	1:21.656	250KW	21.608	27.783	32.265	82.0	28:47.030
17	1:11.005		19.352	23.407	28.246	94.3	29:58.035
18	1:10.178		19.174	23.433	27.571	95.4	31:08.213

94 Pascal WEHRLEIN — DEU

MAHINDRA RACING — Mahindra M5Electro

Lap	Time		Sector 1	Sector 2	Sector 3	Kph	Elapsed
1	2:11.234		1:08.480	27.003	35.751	48.2	2:11.234
2	1:20.308		21.284	25.799	33.225	83.4	3:31.542
3	1:15.193		20.802	25.366	29.025	89.1	4:46.735
4	1:13.051		20.090	24.269	28.692	91.7	5:59.786
5	1:20.174		19.712	29.379	31.083	83.5	7:19.960
6	1:15.476		20.003	23.632	31.841	88.7	8:35.436
7	4:49.520 B		19.872	23.738	4:05.910	23.1	13:24.956
8	1:23.861		25.925	26.237	31.699	79.8	14:48.817
9	1:15.400	225KW	20.675	24.334	30.391	88.8	16:04.217
10	1:11.130	225KW	19.694	23.357	28.079	94.1	17:15.347
11	5:54.769 B	225KW	19.985	23.898	5:10.886	18.9	23:10.116
12	1:26.978		29.271	28.095	29.612	77.0	24:37.094
13	1:19.029	225KW	20.641	24.550	33.838	84.7	25:56.123
14	1:21.492	250KW	19.045	33.057	29.390	82.2	27:17.615
15	1:11.600		20.025	23.645	27.930	93.5	28:29.215
16	1:11.309		19.747	23.303	28.259	93.9	29:40.524
17	1:12.543		20.114	24.480	27.949	92.3	30:53.067

Title Partner Race Title Sponsor Global Partner Technical Partner Official Partners

FIA FORMULA E CHAMPIONSHIP 2018-19

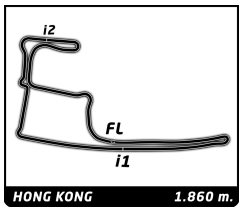

Round 5 - Hong Kong ePrix

ABB FIA Formula E Championship

Free Practice 2

Weather Report

Official Timekeeper TAGHeuer

Air Temperature

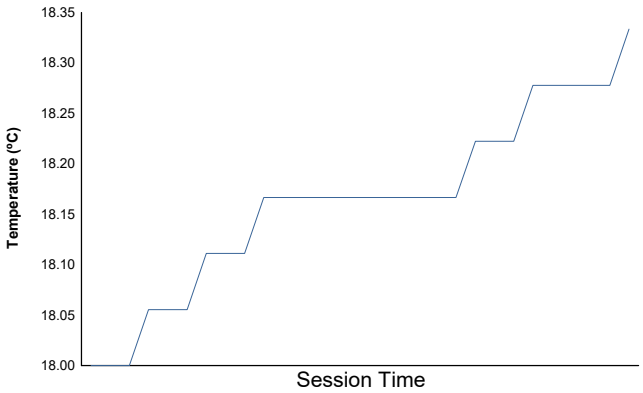

Track Temperature

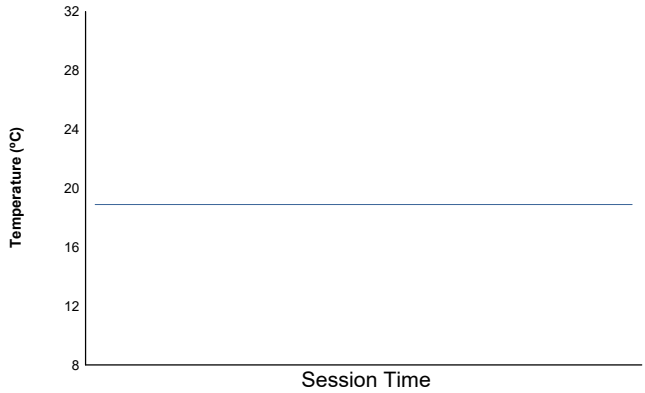

Humidity

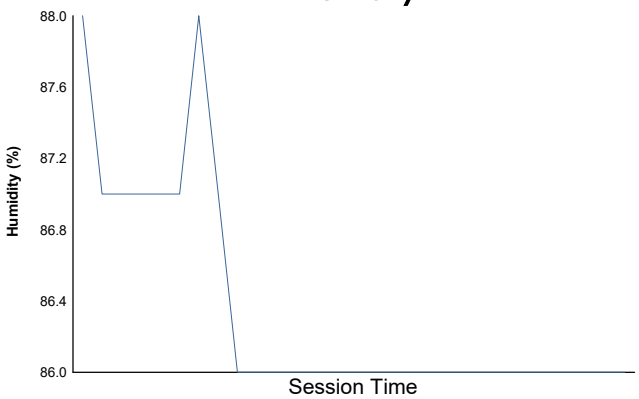

Pressure

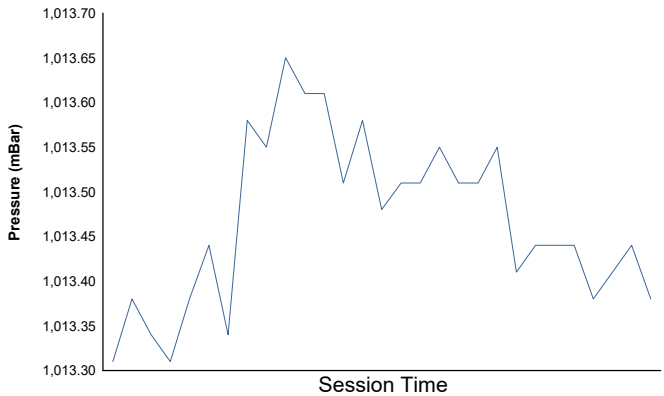

Wind Speed

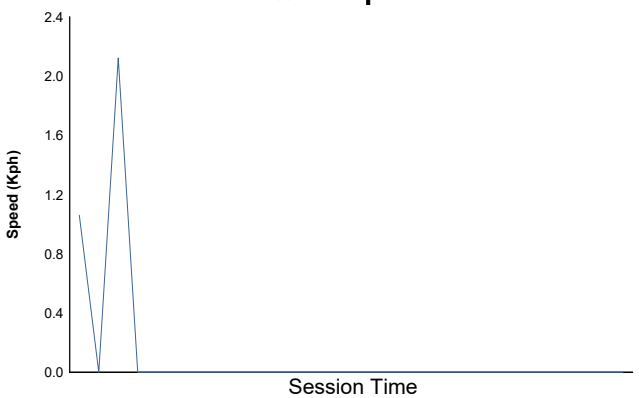

Wind direction

North = 0º/360º Est = 90º South = 180º West= 270º

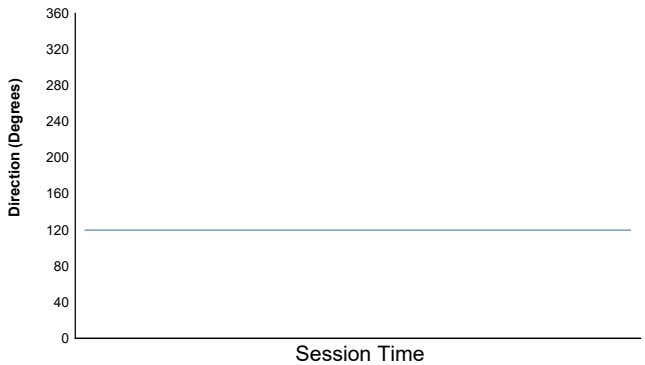

Track Status: **WET**

Title Partner Race Title Sponsor Global Partner Technical Partner Official Partners

FIA FORMULA E CHAMPIONSHIP 2018-19

Doc No. Date: Posted at:

ABB FIA FORMULA E CHAMPIONSHIP

Round 5 - Hong Kong ePrix - Qualifying Group 1

CLASSIFICATION

Official Timekeeper: TAGHeuer

POS	NO	DRIVER	NAT	TEAM	CAR	TIME	LAP	TOTAL	GAP		KPH
1	11	**Lucas DI GRASSI**	BRA	Audi Sport Abt Schaeffler Formula E Team	Audi e-tron FE05	**1:12.321**	3	3	-	-	**92.6**
2	2	**Sam BIRD**	GBR	Envision Virgin Racing	Audi e-tron FE05	**1:12.529**	3	3	+0.208	+0.208	**92.3**
3	28	**Antonio Felix DA COSTA**	PRT	BMW i ANDRETTI MOTORSPORT	BMW iFE.18	**1:14.384**	3	3	+2.063	+1.855	**90.0**
4	94	**Pascal WEHRLEIN**	DEU	MAHINDRA RACING	Mahindra M5Electro	**1:14.830**	3	3	+2.509	+0.446	**89.5**
5	64	**Jérôme D'AMBROSIO**	BEL	MAHINDRA RACING	Mahindra M5Electro	**1:15.347**	3	3	+3.026	+0.517	**88.9**

FASTEST LAP

11	**Lucas DI GRASSI**	BRA	Audi Sport Abt Schaeffler Formula E Team	Audi e-tron FE05	1:12.321 on Lap 3	92.6 Kph

Clerk of the Course:
Shiu Wai Ho, Oscar

Timekeeper:
Lleó Batlles

Series Partners:

Title Partner Race Title Sponsor Global Partner Technical Partner Official Partners

No part of these results/data may be reproduced, stored in a retrieval system or transmitted in any form or by any means electronic, mechanical, photocopying, recording, broadcasting or otherwise without prior permission of the copyright holder except for reproduction in local/national/international daily press and regular printed publications on sale to the public within 90 days of the event to which the results/data relate and provided that the copyright symbol appears together with the name of the copyright holder.

The FÉDÉRATION INTERNATIONALE DE L'AUTOMOBILE logo, FÉDÉRATION INTERNATIONALE DE L'AUTOMOBILE, FIA logo, FIA, FIA FORMULA-E CHAMPIONSHIP, FIA FORMULA-E CHAMPIONSHIP logo and related marks are protectedtrademarks of the Fédération Internationale de l'Automobile (FIA), Chemin de Blandonnet 2, 1214 Vernier, Switzerland.

©2019, Fédération Internationale de l'Automobile (FIA)

FIA FORMULA E CHAMPIONSHIP 2018-19

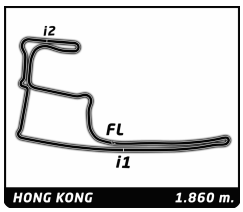

ABB FIA Formula E Championship

Round 5 - Hong Kong ePrix

Qualifying Group 1

Best Sector Times

Official Timekeeper TAGHeuer

	SECTOR 1			SECTOR 2			SECTOR 3								
Pos		Driver	Time		Driver	Time		Driver	Time	Pos		Driver	Ideal Lap	Best Lap	
1	11	L.DI GRASSI	19.780	2	S.BIRD	23.738	11	L.DI GRASSI	28.703	1	11	L.DI GRASSI	1:12.321	1:12.321	(1)
2	2	S.BIRD	19.987	11	L.DI GRASSI	23.838	2	S.BIRD	28.804	2	2	S.BIRD	1:12.529	1:12.529	(2)
3	28	A.DA COSTA	20.302	94	P.WEHRLEIN	24.370	28	A.DA COSTA	29.620	3	28	A.DA COSTA	1:14.352	1:14.384	(3)
4	94	P.WEHRLEIN	20.532	28	A.DA COSTA	24.430	94	P.WEHRLEIN	29.928	4	94	P.WEHRLEIN	1:14.830	1:14.830	(4)
5	64	J.D'AMBROSIO	20.755	64	J.D'AMBROSIO	24.472	64	J.D'AMBROSIO	30.117	5	64	J.D'AMBROSIO	1:15.344	1:15.347	(5)

Title Partner Race Title Sponsor Global Partner Technical Partner Official Partners

FIA FORMULA E CHAMPIONSHIP 2018-19

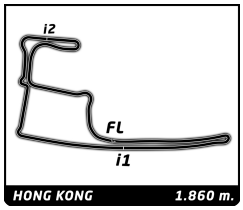

ABB FIA Formula E Championship

Round 5 - Hong Kong ePrix

Qualifying Group 1

Fastest Lap Sequence

Official Timekeeper TAGHeuer

Practice Time	Driver	Team	Car	Time	Kph	Lap
2:45.361	64 Jérôme D'AMBROSIO	MAHINDRA RACING	Mahindra M5Electro	**1:16.451**	87.6	2
3:32.594	28 Antonio Felix DA COSTA	BMW i ANDRETTI MOTORSPORT	BMW iFE.18	**1:15.413**	88.8	2
4:00.708	64 Jérôme D'AMBROSIO	MAHINDRA RACING	Mahindra M5Electro	**1:15.347**	88.9	3
4:06.393	94 Pascal WEHRLEIN	MAHINDRA RACING	Mahindra M5Electro	**1:14.830**	89.5	3
4:46.978	28 Antonio Felix DA COSTA	BMW i ANDRETTI MOTORSPORT	BMW iFE.18	**1:14.384**	90.0	3
4:56.784	2 Sam BIRD	Envision Virgin Racing	Audi e-tron FE05	**1:12.529**	92.3	3
5:28.546	11 Lucas DI GRASSI	Audi Sport Abt Schaeffler Formula E Team	Audi e-tron FE05	**1:12.321**	92.6	3

Title Partner Race Title Sponsor Global Partner Technical Partner Official Partners

FIA FORMULA E CHAMPIONSHIP 2018-19

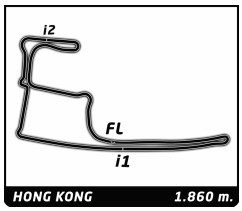

ABB FIA Formula E Championship

Round 5 - Hong Kong ePrix

Qualifying Group 1

Analysis

Official Timekeeper TAGHeuer

250KW 225KW Personal Best Session Best **B** Crossing the finish line in pit lane

2 Sam BIRD — GBR

Envision Virgin Racing — Audi e-tron FE05

Lap	Time	Sector 1	Sector 2	Sector 3	Kph	Elapsed
1	2:28.648	1:31.526	26.879	30.243	42.6	2:28.648
2	1:15.607	20.788	25.045	29.774	88.6	3:44.255
3	1:12.529	19.987	23.738	28.804	92.3	4:56.784

11 Lucas DI GRASSI — BRA

Audi Sport Abt Schaeffler Formula E Te — Audi e-tron FE05

Lap	Time	Sector 1	Sector 2	Sector 3	Kph	Elapsed
1	2:59.463	2:02.164	27.332	29.967	35.3	2:59.463
2	1:16.762	20.709	24.877	31.176	87.2	4:16.225
3	1:12.321	19.780	23.838	28.703	92.6	5:28.546

28 Antonio Felix DA COSTA — PRT

BMW i ANDRETTI MOTORSPORT — BMW iFE.18

Lap	Time	Sector 1	Sector 2	Sector 3	Kph	Elapsed
1	2:17.181	1:15.071	29.025	33.085	46.1	2:17.181
2	1:15.413	20.668	25.125	29.620	88.8	3:32.594
3	1:14.384	20.302	24.430	29.652	90.0	4:46.978

64 Jérôme D'AMBROSIO — BEL

MAHINDRA RACING — Mahindra M5Electro

Lap	Time	Sector 1	Sector 2	Sector 3	Kph	Elapsed
1	1:28.910	32.095	26.176	30.639	71.2	1:28.910
2	1:16.451	21.396	24.938	30.117	87.6	2:45.361
3	1:15.347	20.755	24.472	30.120	88.9	4:00.708

94 Pascal WEHRLEIN — DEU

MAHINDRA RACING — Mahindra M5Electro

Lap	Time	Sector 1	Sector 2	Sector 3	Kph	Elapsed
1	1:33.446	36.686	26.207	30.553	67.7	1:33.446
2	1:18.117	21.359	25.561	31.197	85.7	2:51.563
3	1:14.830	20.532	24.370	29.928	89.5	4:06.393

Title Partner Race Title Sponsor Global Partner Technical Partner Official Partners

FIA FORMULA E CHAMPIONSHIP 2018-19

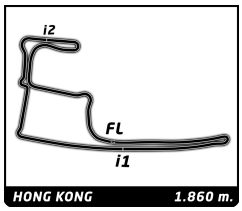

Round 5 - Hong Kong ePrix

ABB FIA Formula E Championship

Qualifying Group 1

Weather Report

Official Timekeeper TAGHeuer

Air Temperature

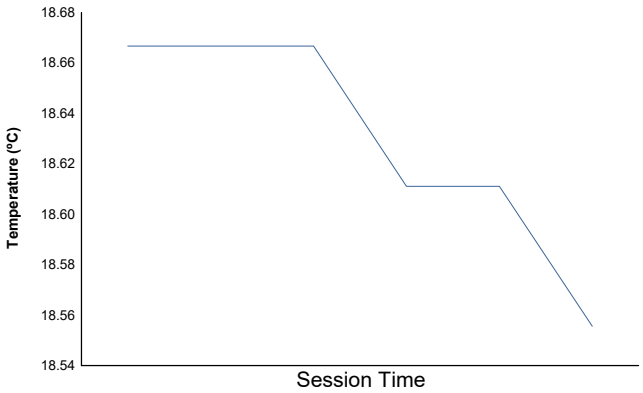

Track Temperature

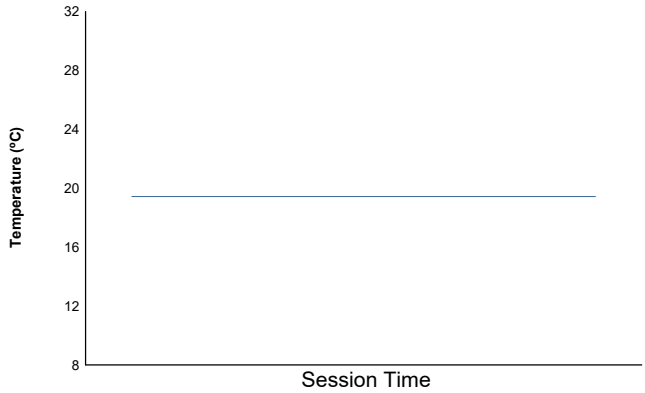

Humidity



Pressure

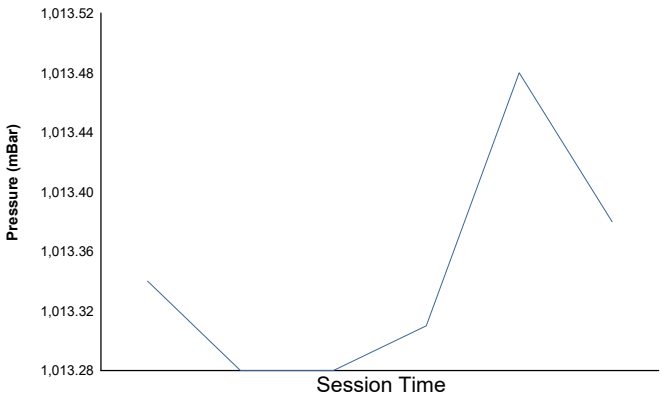

Wind Speed

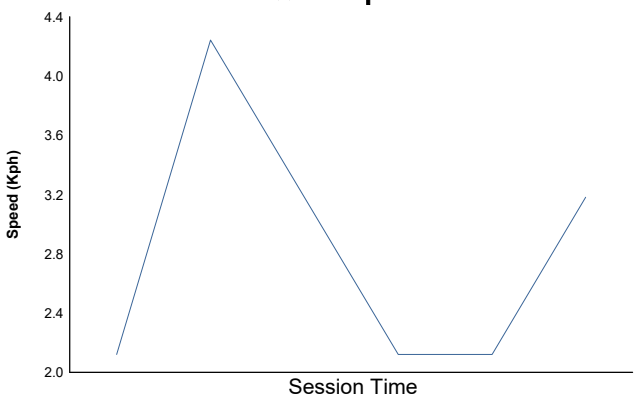

Wind direction

North = 0º/360º Est = 90º South = 180º West= 270º

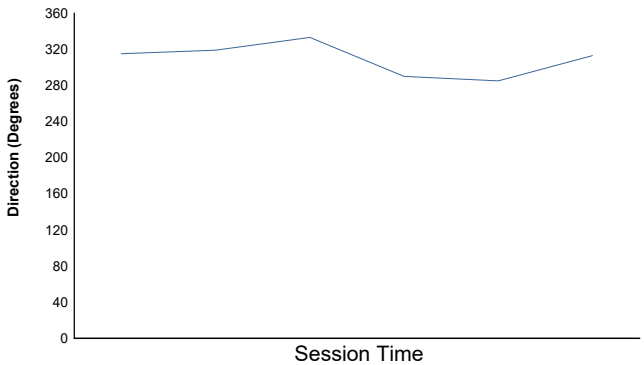

Track Status: **WET**

Title Partner Race Title Sponsor Global Partner Technical Partner Official Partners

FIA FORMULA E CHAMPIONSHIP 2018-19

Doc No. Date: Posted at:

ABB FIA FORMULA E CHAMPIONSHIP

Round 5 - Hong Kong ePrix - Qualifying Group 2

CLASSIFICATION

Official Timekeeper: TAGHeuer

POS	NO	DRIVER	NAT	TEAM	CAR	TIME	LAP	TOTAL	GAP		KPH
1	48	**Edoardo MORTARA**	CHE	Venturi Formula E Team	Venturi VFE05	**1:12.156**	3	3	-	-	**92.8**
2	36	**André LOTTERER**	DEU	DS TECHEETAH	DS E-TENSE FE19	**1:12.204**	3	3	+0.048	+0.048	**92.7**
3	4	**Robin FRIJNS**	NLD	Envision Virgin Racing	Audi e-tron FE05	**1:12.600**	3	3	+0.444	+0.396	**92.2**
4	20	**Mitch EVANS**	NZL	Panasonic Jaguar Racing	Jaguar I-Type III	**1:13.920**	3	3	+1.764	+1.320	**90.6**
5	25	**Jean-Eric VERGNE**	FRA	DS TECHEETAH	DS E-TENSE FE19	**1:13.927**	2	3	+1.771	+0.007	**90.6**

FASTEST LAP

48	**Edoardo MORTARA**	CHE	Venturi Formula E Team	Venturi VFE05	1:12.156 on Lap 3	92.8 Kph

Car 25 - Cancellation of the best Qualifying time - Causing a red flag - Stewards' Document No. 19

Clerk of the Course:
Shiu Wai Ho, Oscar

Timekeeper:
Lleó Batlles

Series Partners:

Title Partner Race Title Sponsor Global Partner Technical Partner Official Partners

No part of these results/data may be reproduced, stored in a retrieval system or transmitted in any form or by any means electronic, mechanical, photocopying, recording, broadcasting or otherwise without prior permission of the copyright holder except for reproduction in local/national/international daily press and regular printed publications on sale to the public within 90 days of the event to which the results/data relate and provided that the copyright symbol appears together with the name of the copyright holder.

The FÉDÉRATION INTERNATIONALE DE L'AUTOMOBILE logo, FÉDÉRATION INTERNATIONALE DE L'AUTOMOBILE, FIA logo, FIA, FIA FORMULA-E CHAMPIONSHIP, FIA FORMULA-E CHAMPIONSHIP logo and related marks are protectedtrademarks of the Fédération Internationale de l'Automobile (FIA), Chemin de Blandonnet 2, 1214 Vernier, Switzerland.

©2019, Fédération Internationale de l'Automobile (FIA)

FIA FORMULA E CHAMPIONSHIP 2018-19

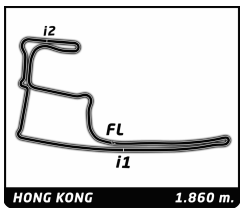

ABB FIA Formula E Championship

Round 5 - Hong Kong ePrix

Qualifying Group 2

Best Sector Times

Official Timekeeper TAGHeuer

	SECTOR 1		SECTOR 2		SECTOR 3						
Pos	Driver	Time	Driver	Time	Driver	Time	Pos	Driver	Ideal Lap	Best Lap	
1	48 E.MORTARA	19.656	48 E.MORTARA	23.749	36 A.LOTTERER	28.683	1	48 E.MORTARA	1:12.156	1:12.156	(1)
2	36 A.LOTTERER	19.748	36 A.LOTTERER	23.773	48 E.MORTARA	28.751	2	36 A.LOTTERER	1:12.204	1:12.204	(2)
3	4 R.FRIJNS	19.985	4 R.FRIJNS	23.863	4 R.FRIJNS	28.752	3	4 R.FRIJNS	1:12.600	1:12.600	(3)
4	25 J.VERGNE	20.026	25 J.VERGNE	23.910	25 J.VERGNE	29.039	4	25 J.VERGNE	1:12.975	1:13.927	(5)
5	20 M.EVANS	20.101	20 M.EVANS	24.523	20 M.EVANS	29.296	5	20 M.EVANS	1:13.920	1:13.920	(4)

Title Partner Race Title Sponsor Global Partner Technical Partner Official Partners

FIA FORMULA E CHAMPIONSHIP 2018-19

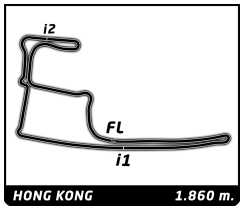

ABB FIA Formula E Championship

Round 5 - Hong Kong ePrix

Qualifying Group 2

Fastest Lap Sequence

Official Timekeeper TAGHeuer

Practice Time	Driver	Team	Car	Time	Kph	Lap
4:22.999	20 Mitch EVANS	Panasonic Jaguar Racing	Jaguar I-Type III	**1:16.036**	88.1	2
5:22.560	48 Edoardo MORTARA	Venturi Formula E Team	Venturi VFE05	**1:14.175**	90.3	2
5:26.883	25 Jean-Eric VERGNE	DS TECHEETAH	DS E-TENSE FE19	**1:13.927**	90.6	2
5:36.919	20 Mitch EVANS	Panasonic Jaguar Racing	Jaguar I-Type III	**1:13.920**	90.6	3
6:34.716	48 Edoardo MORTARA	Venturi Formula E Team	Venturi VFE05	**1:12.156**	92.8	3

Title Partner Race Title Sponsor Global Partner Technical Partner Official Partners

FIA FORMULA E CHAMPIONSHIP 2018-19

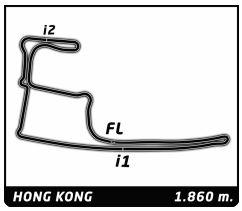

ABB FIA Formula E Championship

Round 5 - Hong Kong ePrix

Qualifying Group 2

Analysis

Official Timekeeper TAGHeuer

250KW 225KW Personal Best Session Best **B** Crossing the finish line in pit lane

4 Robin FRIJNS — NLD

Envision Virgin Racing — Audi e-tron FE05

Lap	Time	Sector 1	Sector 2	Sector 3	Kph	Elapsed
1	4:14.023	3:14.491	27.679	31.853	24.9	4:14.023
2	1:17.752	21.221	25.749	30.782	86.1	5:31.775
3	1:12.600	19.985	23.863	28.752	92.2	6:44.375

20 Mitch EVANS — NZL

Panasonic Jaguar Racing — Jaguar I-Type III

Lap	Time	Sector 1	Sector 2	Sector 3	Kph	Elapsed
1	3:06.963	2:09.393	27.568	30.002	33.9	3:06.963
2	1:16.036	21.020	24.561	30.455	88.1	4:22.999
3	1:13.920	20.101	24.523	29.296	90.6	5:36.919

25 Jean-Eric VERGNE — FRA

DS TECHEETAH — DS E-TENSE FE19

Lap	Time	Sector 1	Sector 2	Sector 3	Kph	Elapsed
1	4:12.956	3:08.582	29.177	35.197	25.0	4:12.956
2	1:13.927	20.098	24.391	29.438	90.6	5:26.883
3	1:12.975	20.026	23.910	29.039	91.8	6:39.858

36 André LOTTERER — DEU

DS TECHEETAH — DS E-TENSE FE19

Lap	Time	Sector 1	Sector 2	Sector 3	Kph	Elapsed
1	4:14.827	3:17.390	26.477	30.960	24.8	4:14.827
2	1:21.412	21.637	25.934	33.841	82.2	5:36.239
3	1:12.204	19.748	23.773	28.683	92.7	6:48.443

48 Edoardo MORTARA — CHE

Venturi Formula E Team — Venturi VFE05

Lap	Time	Sector 1	Sector 2	Sector 3	Kph	Elapsed
1	4:08.385	3:10.691	27.262	30.432	25.5	4:08.385
2	1:14.175	20.392	24.325	29.458	90.3	5:22.560
3	1:12.156	19.656	23.749	28.751	92.8	6:34.716

Title Partner Race Title Sponsor Global Partner Technical Partner Official Partners

FIA FORMULA E CHAMPIONSHIP 2018-19

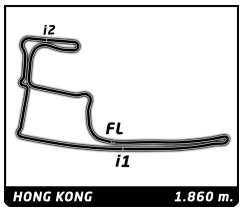

Round 5 - Hong Kong ePrix

ABB FIA Formula E Championship

Qualifying Group 2

Weather Report

Official Timekeeper TAGHeuer

Air Temperature

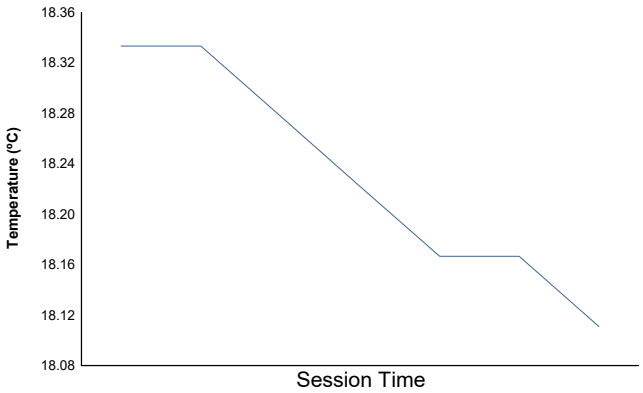

Track Temperature

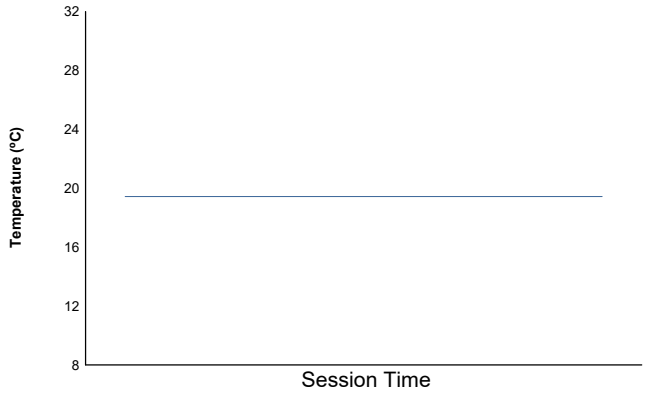

Humidity

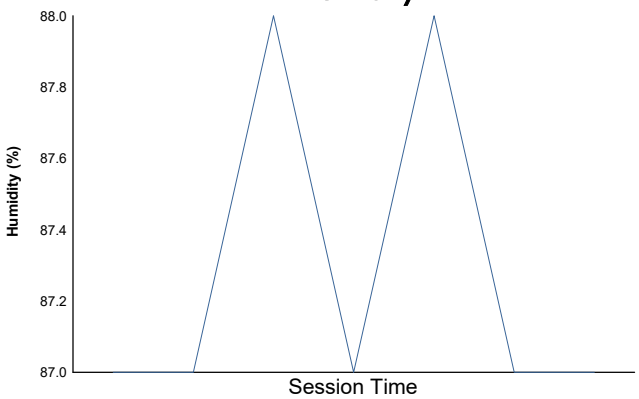

Pressure

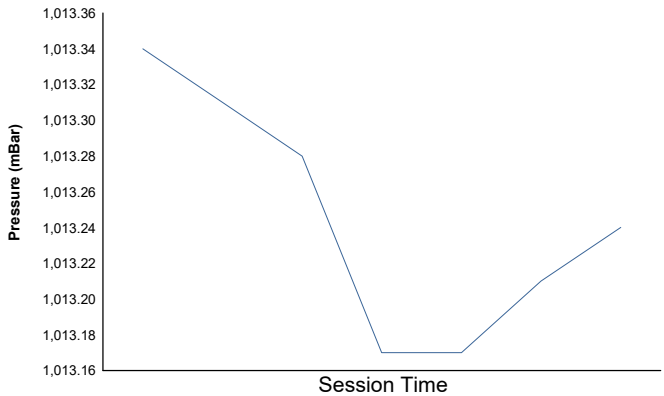

Wind Speed

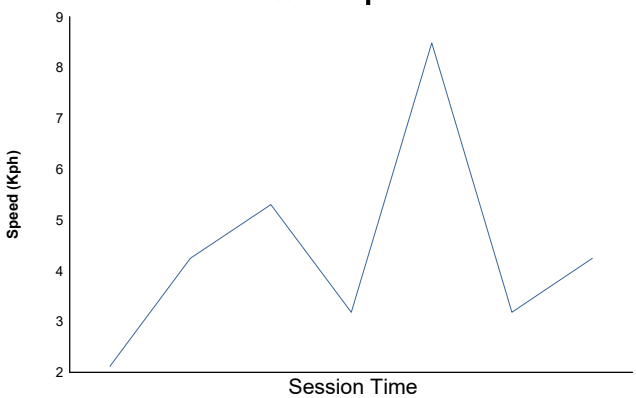

Wind direction

North = 0º/360º Est = 90º South = 180º West= 270º

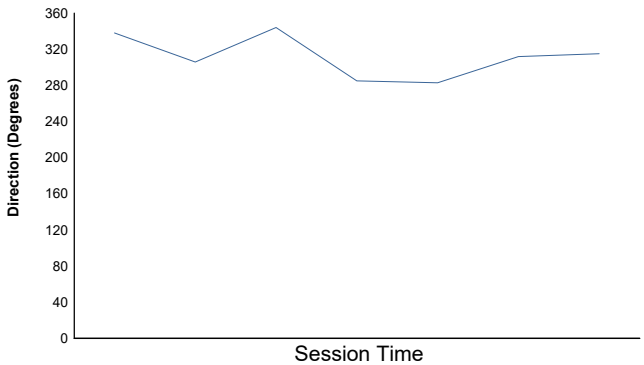

Track Status: **WET**

Title Partner Race Title Sponsor Global Partner Technical Partner Official Partners

FIA FORMULA E CHAMPIONSHIP 2018-19

Doc No. Date: Posted at:

ABB FIA FORMULA E CHAMPIONSHIP

Round 5 - Hong Kong ePrix - Qualifying Group 3

CLASSIFICATION

Official Timekeeper: TAGHeuer

POS	NO	DRIVER	NAT	TEAM	CAR	TIME	LAP	TOTAL	GAP		KPH
1	22	**Oliver ROWLAND**	GBR	Nissan e.dams	Nissan IM01	**1:12.140**	3	3	-	-	**92.8**
2	23	**Sébastien BUEMI**	CHE	Nissan e.dams	Nissan IM01	**1:12.529**	3	3	+0.389	+0.389	**92.3**
3	19	**Felipe MASSA**	BRA	Venturi Formula E Team	Venturi VFE05	**1:12.570**	3	3	+0.430	+0.041	**92.3**
4	66	**Daniel ABT**	DEU	Audi Sport Abt Schaeffler Formula E Team	Audi e-tron FE05	**1:12.850**	3	3	+0.710	+0.280	**91.9**
5	27	**Alexander SIMS**	GBR	BMW i ANDRETTI MOTORSPORT	BMW iFE.18	**1:12.861**	3	3	+0.721	+0.011	**91.9**
6	16	**Oliver TURVEY**	GBR	NIO Formula E Team	NIO Sport 004	**1:14.133**	3	3	+1.993	+1.272	**90.3**

FASTEST LAP

22	**Oliver ROWLAND**	GBR	Nissan e.dams	Nissan IM01	1:12.140 on Lap 3	92.8 Kph

Clerk of the Course:
Shiu Wai Ho, Oscar

Timekeeper:
Lleó Batlles

Series Partners:

Title Partner Race Title Sponsor Global Partner Technical Partner Official Partners

No part of these results/data may be reproduced, stored in a retrieval system or transmitted in any form or by any means electronic, mechanical, photocopying, recording, broadcasting or otherwise without prior permission of the copyright holder except for reproduction in local/national/international daily press and regular printed publications on sale to the public within 90 days of the event to which the results/data relate and provided that the copyright symbol appears together with the name of the copyright holder.

The FÉDÉRATION INTERNATIONALE DE L'AUTOMOBILE logo, FÉDÉRATION INTERNATIONALE DE L'AUTOMOBILE, FIA logo, FIA, FIA FORMULA-E CHAMPIONSHIP, FIA FORMULA-E CHAMPIONSHIP logo and related marks are protectedtrademarks of the Fédération Internationale de l'Automobile (FIA), Chemin de Blandonnet 2, 1214 Vernier, Switzerland.

©2019, Fédération Internationale de l'Automobile (FIA)

FIA FORMULA E CHAMPIONSHIP 2018-19

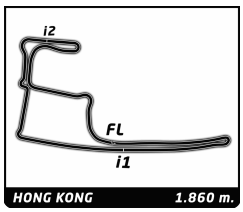

ABB FIA Formula E Championship

Round 5 - Hong Kong ePrix

Qualifying Group 3

Best Sector Times

Official Timekeeper TAGHeuer

	SECTOR 1		SECTOR 2		SECTOR 3	
Pos	Driver	Time	Driver	Time	Driver	Time
1	27 A.SIMS	19.676	22 O.ROWLAND	23.662	22 O.ROWLAND	28.666
2	22 O.ROWLAND	19.812	19 F.MASSA	23.719	27 A.SIMS	28.735
3	19 F.MASSA	19.885	23 S.BUEMI	23.856	23 S.BUEMI	28.744
4	23 S.BUEMI	19.929	66 D.ABT	23.960	19 F.MASSA	28.774
5	66 D.ABT	20.068	16 O.TURVEY	24.320	66 D.ABT	28.822
6	16 O.TURVEY	20.355	27 A.SIMS	24.337	16 O.TURVEY	29.458

Pos	Driver	Ideal Lap	Best Lap	
1	22 O.ROWLAND	1:12.140	1:12.140	(1)
2	19 F.MASSA	1:12.378	1:12.570	(3)
3	23 S.BUEMI	1:12.529	1:12.529	(2)
4	27 A.SIMS	1:12.748	1:12.861	(5)
5	66 D.ABT	1:12.850	1:12.850	(4)
6	16 O.TURVEY	1:14.133	1:14.133	(6)

Title Partner Race Title Sponsor Global Partner Technical Partner Official Partners

FIA FORMULA E CHAMPIONSHIP 2018-19

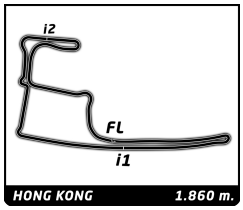

ABB FIA Formula E Championship

Round 5 - Hong Kong ePrix

Qualifying Group 3

Fastest Lap Sequence

Official Timekeeper TAGHeuer

Practice Time	Driver	Team	Car	Time	Kph	Lap
3:31.929	19 Felipe MASSA	Venturi Formula E Team	Venturi VFE05	**1:13.023**	91.7	2
4:44.499	19 Felipe MASSA	Venturi Formula E Team	Venturi VFE05	**1:12.570**	92.3	3
6:27.063	22 Oliver ROWLAND	Nissan e.dams	Nissan IM01	**1:12.140**	92.8	3

Title Partner Race Title Sponsor Global Partner Technical Partner Official Partners

FIA FORMULA E CHAMPIONSHIP 2018-19

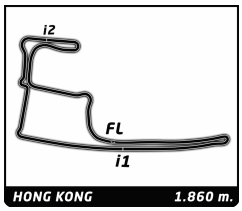

ABB FIA Formula E Championship

Round 5 - Hong Kong ePrix

Qualifying Group 3

Analysis

Official Timekeeper TAGHeuer

250KW | 225KW | Personal Best | Session Best | **B** Crossing the finish line in pit lane

16 Oliver TURVEY — GBR

NIO Formula E Team — NIO Sport 004

Lap	Time	Sector 1	Sector 2	Sector 3	Kph	Elapsed
1	4:15.881	3:15.436	28.937	31.508	24.7	4:15.881
2	1:19.454	22.345	26.670	30.439	84.3	5:35.335
3	1:14.133	20.355	24.320	29.458	90.3	6:49.468

19 Felipe MASSA — BRA

Venturi Formula E Team — Venturi VFE05

Lap	Time	Sector 1	Sector 2	Sector 3	Kph	Elapsed
1	2:18.906	1:19.853	29.019	30.034	45.6	2:18.906
2	1:13.023	20.281	23.968	28.774	91.7	3:31.929
3	1:12.570	19.885	23.719	28.966	92.3	4:44.499

22 Oliver ROWLAND — GBR

Nissan e.dams — Nissan IM01

Lap	Time	Sector 1	Sector 2	Sector 3	Kph	Elapsed
1	3:59.691	3:04.702	25.588	29.401	26.4	3:59.691
2	1:15.232	21.058	24.535	29.639	89.0	5:14.923
3	1:12.140	19.812	23.662	28.666	92.8	6:27.063

23 Sébastien BUEMI — CHE

Nissan e.dams — Nissan IM01

Lap	Time	Sector 1	Sector 2	Sector 3	Kph	Elapsed
1	4:09.042	3:12.936	26.145	29.961	25.4	4:09.042
2	1:13.640	20.076	24.356	29.208	90.9	5:22.682
3	1:12.529	19.929	23.856	28.744	92.3	6:35.211

27 Alexander SIMS — GBR

BMW i ANDRETTI MOTORSPORT — BMW iFE.18

Lap	Time	Sector 1	Sector 2	Sector 3	Kph	Elapsed
1	4:24.771	3:17.732	29.092	37.947	23.9	4:24.771
2	1:13.196	19.857	24.337	29.002	91.5	5:37.967
3	1:12.861	19.676	24.450	28.735	91.9	6:50.828

66 Daniel ABT — DEU

Audi Sport Abt Schaeffler Formula E Te — Audi e-tron FE05

Lap	Time	Sector 1	Sector 2	Sector 3	Kph	Elapsed
1	4:31.640	3:26.406	30.666	34.568	23.3	4:31.640
2	1:15.222	20.461	24.630	30.131	89.0	5:46.862
3	1:12.850	20.068	23.960	28.822	91.9	6:59.712

Title Partner | Race Title Sponsor | Global Partner | Technical Partner | Official Partners
ABB | CBMM Niobium | Julius Bär | MICHELIN | TAG Heuer | DHL | BMW | SAUDIA | Allianz | BOSCH | Heineken | enel x | BOSS | modis | ANTOFAGASTA MINERALS

FIA FORMULA E CHAMPIONSHIP 2018-19

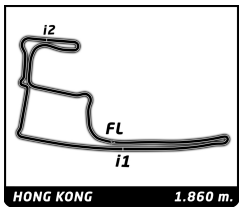

Round 5 - Hong Kong ePrix

ABB FIA Formula E Championship

Qualifying Group 3

Weather Report

Official Timekeeper TAGHeuer

Air Temperature

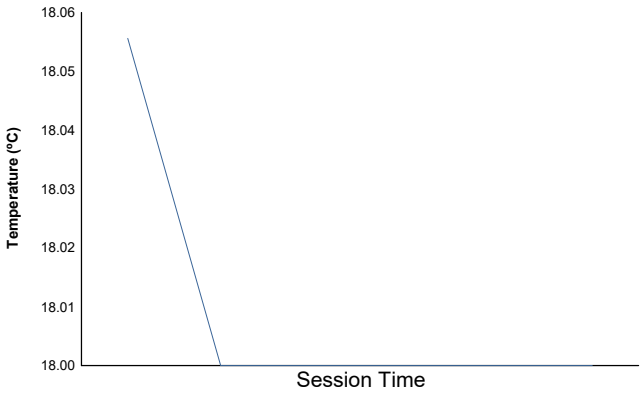

Track Temperature

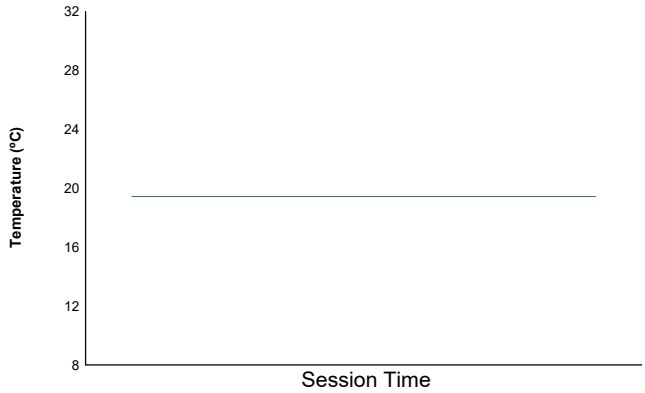

Humidity

Pressure

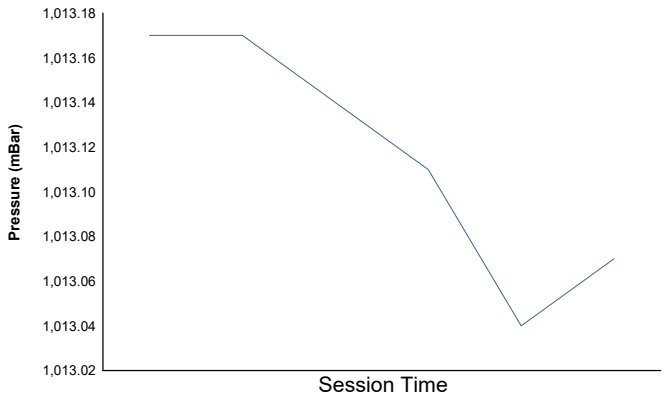

Wind Speed

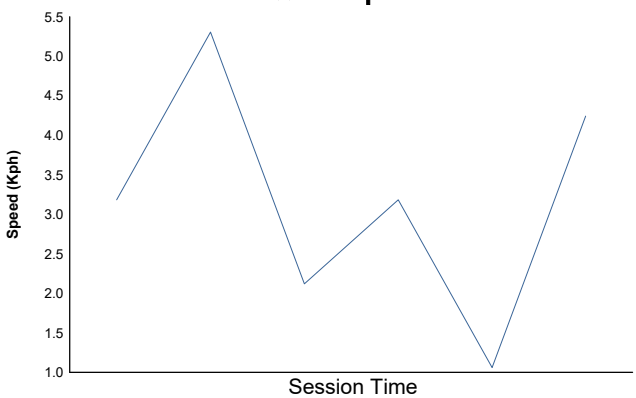

Wind direction

North = 0º/360º Est = 90º South = 180º West= 270º

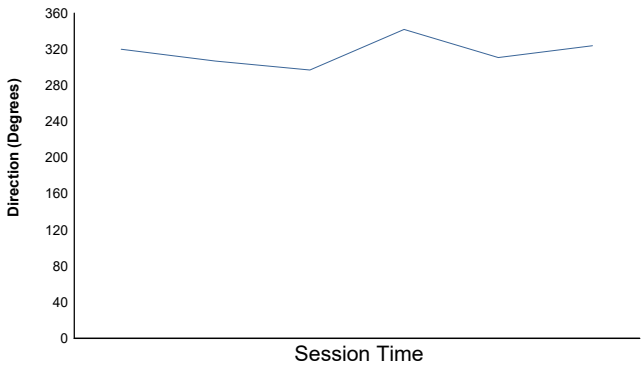

Track Status: **WET**

Title Partner Race Title Sponsor Global Partner Technical Partner Official Partners

FIA FORMULA E CHAMPIONSHIP 2018-19

Doc No. Date: Posted at:

ABB FIA FORMULA E CHAMPIONSHIP

Round 5 - Hong Kong ePrix - Qualifying Group 4

CLASSIFICATION

Official Timekeeper: TAGHeuer

POS	NO	DRIVER	NAT	TEAM	CAR	TIME	LAP	TOTAL	GAP		KPH
1	5	**Stoffel VANDOORNE**	BEL	HWA RACELAB	Venturi VFE05	**1:11.592**	3	3	-	-	**93.5**
2	17	**Gary PAFFETT**	GBR	HWA RACELAB	Venturi VFE05	**1:12.093**	3	3	+0.501	+0.501	**92.9**
3	8	**Tom DILLMANN**	FRA	NIO Formula E Team	NIO Sport 004	**1:12.839**	3	3	+1.247	+0.746	**91.9**
4	7	**José Maria LOPEZ**	ARG	GEOX DRAGON	Penske EV-3	**1:13.073**	3	3	+1.481	+0.234	**91.6**
5	3	**Nelson PIQUET**	BRA	Panasonic Jaguar Racing	Jaguar I-Type III	**1:13.421**	3	3	+1.829	+0.348	**91.2**
6	6	**Felipe NASR**	BRA	GEOX DRAGON	Penske EV-3	**1:13.885**	3	3	+2.293	+0.464	**90.6**

FASTEST LAP

5	**Stoffel VANDOORNE**	BEL	HWA RACELAB	Venturi VFE05	1:11.592 on Lap 3	93.5 Kph

Clerk of the Course:
Shiu Wai Ho, Oscar

Timekeeper:
Lleó Batlles

Series Partners:

Title Partner Race Title Sponsor Global Partner Technical Partner Official Partners

No part of these results/data may be reproduced, stored in a retrieval system or transmitted in any form or by any means electronic, mechanical, photocopying, recording, broadcasting or otherwise without prior permission of the copyright holder except for reproduction in local/national/international daily press and regular printed publications on sale to the public within 90 days of the event to which the results/data relate and provided that the copyright symbol appears together with the name of the copyright holder.

The FÉDÉRATION INTERNATIONALE DE L'AUTOMOBILE logo, FÉDÉRATION INTERNATIONALE DE L'AUTOMOBILE, FIA logo, FIA, FIA FORMULA-E CHAMPIONSHIP, FIA FORMULA-E CHAMPIONSHIP logo and related marks are protectedtrademarks of the Fédération Internationale de l'Automobile (FIA), Chemin de Blandonnet 2, 1214 Vernier, Switzerland.

©2019, Fédération Internationale de l'Automobile (FIA)

FIA FORMULA E CHAMPIONSHIP 2018-19

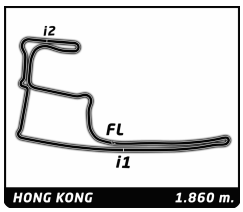

ABB FIA Formula E Championship

Round 5 - Hong Kong ePrix

Qualifying Group 4

Best Sector Times

Official Timekeeper TAGHeuer

	SECTOR 1		SECTOR 2		SECTOR 3	
Pos	Driver	Time	Driver	Time	Driver	Time
1	5 S.VANDOORNE	19.510	5 S.VANDOORNE	23.690	5 S.VANDOORNE	28.392
2	17 G.PAFFETT	19.588	17 G.PAFFETT	23.716	17 G.PAFFETT	28.789
3	8 T.DILLMANN	19.959	7 J.LOPEZ	23.919	8 T.DILLMANN	28.880
4	7 J.LOPEZ	19.997	8 T.DILLMANN	24.000	6 F.NASR	29.142
5	3 N.PIQUET	20.105	3 N.PIQUET	24.167	3 N.PIQUET	29.149
6	6 F.NASR	20.247	6 F.NASR	24.496	7 J.LOPEZ	29.157

Pos	Driver	Ideal Lap	Best Lap	
1	5 S.VANDOORNE	1:11.592	1:11.592	(1)
2	17 G.PAFFETT	1:12.093	1:12.093	(2)
3	8 T.DILLMANN	1:12.839	1:12.839	(3)
4	7 J.LOPEZ	1:13.073	1:13.073	(4)
5	3 N.PIQUET	1:13.421	1:13.421	(5)
6	6 F.NASR	1:13.885	1:13.885	(6)

Title Partner Race Title Sponsor Global Partner Technical Partner Official Partners

FIA FORMULA E CHAMPIONSHIP 2018-19

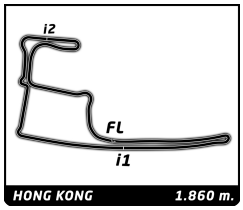

ABB FIA Formula E Championship

Round 5 - Hong Kong ePrix

Qualifying Group 4

Fastest Lap Sequence

Official Timekeeper TAGHeuer

Practice Time	Driver	Team	Car	Time	Kph	Lap
3:07.146	17 Gary PAFFETT	HWA RACELAB	Venturi VFE05	**1:23.292**	80.4	2
3:41.880	8 Tom DILLMANN	NIO Formula E Team	NIO Sport 004	**1:14.635**	89.7	2
4:19.239	17 Gary PAFFETT	HWA RACELAB	Venturi VFE05	**1:12.093**	92.9	3
4:40.207	5 Stoffel VANDOORNE	HWA RACELAB	Venturi VFE05	**1:11.592**	93.5	3

Title Partner Race Title Sponsor Global Partner Technical Partner Official Partners

FIA FORMULA E CHAMPIONSHIP 2018-19

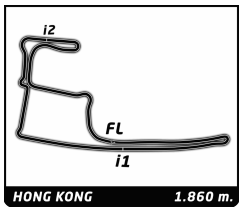

ABB FIA Formula E Championship

Round 5 - Hong Kong ePrix

Qualifying Group 4

Analysis

Official Timekeeper TAGHeuer

250KW | 225KW | Personal Best | Session Best | **B** Crossing the finish line in pit lane

3 Nelson PIQUET — BRA

Panasonic Jaguar Racing — Jaguar I-Type III

Lap	Time	Sector 1	Sector 2	Sector 3	Kph	Elapsed
1	2:40.466	1:42.907	27.236	30.323	39.4	2:40.466
2	1:26.584	29.584	26.546	30.454	77.3	4:07.050
3	1:13.421	20.105	24.167	29.149	91.2	5:20.471

5 Stoffel VANDOORNE — BEL

HWA RACELAB — Venturi VFE05

Lap	Time	Sector 1	Sector 2	Sector 3	Kph	Elapsed
1	2:05.144	1:06.438	28.052	30.654	50.6	2:05.144
2	1:23.471	20.502	24.741	38.228	80.2	3:28.615
3	1:11.592	19.510	23.690	28.392	93.5	4:40.207

6 Felipe NASR — BRA

GEOX DRAGON — Penske EV-3

Lap	Time	Sector 1	Sector 2	Sector 3	Kph	Elapsed
1	3:20.670	2:21.227	27.276	32.167	31.5	3:20.670
2	1:16.041	20.786	25.064	30.191	88.1	4:36.711
3	1:13.885	20.247	24.496	29.142	90.6	5:50.596

7 José Maria LOPEZ — ARG

GEOX DRAGON — Penske EV-3

Lap	Time	Sector 1	Sector 2	Sector 3	Kph	Elapsed
1	2:45.833	1:48.959	27.037	29.837	38.2	2:45.833
2	1:15.763	20.592	25.557	29.614	88.4	4:01.596
3	1:13.073	19.997	23.919	29.157	91.6	5:14.669

8 Tom DILLMANN — FRA

NIO Formula E Team — NIO Sport 004

Lap	Time	Sector 1	Sector 2	Sector 3	Kph	Elapsed
1	2:27.245	1:26.081	29.070	32.094	43.0	2:27.245
2	1:14.635	20.415	24.587	29.633	89.7	3:41.880
3	1:12.839	19.959	24.000	28.880	91.9	4:54.719

17 Gary PAFFETT — GBR

HWA RACELAB — Venturi VFE05

Lap	Time	Sector 1	Sector 2	Sector 3	Kph	Elapsed
1	1:43.854	44.180	29.448	30.226	60.9	1:43.854
2	1:23.292	26.165	27.464	29.663	80.4	3:07.146
3	1:12.093	19.588	23.716	28.789	92.9	4:19.239

Title Partner | Race Title Sponsor | Global Partner | Technical Partner | Official Partners
ABB | CBMM Niobium | Julius Bär | MICHELIN | TAG Heuer | DHL | BMW | SAUDIA | Allianz | BOSCH | Heineken | enel x | BOSS | modis | ANTOFAGASTA MINERALS

FIA FORMULA E CHAMPIONSHIP 2018-19

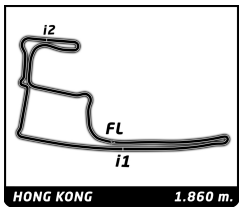

Round 5 - Hong Kong ePrix

ABB FIA Formula E Championship

Qualifying Group 4

Weather Report

Official Timekeeper TAGHeuer

Air Temperature

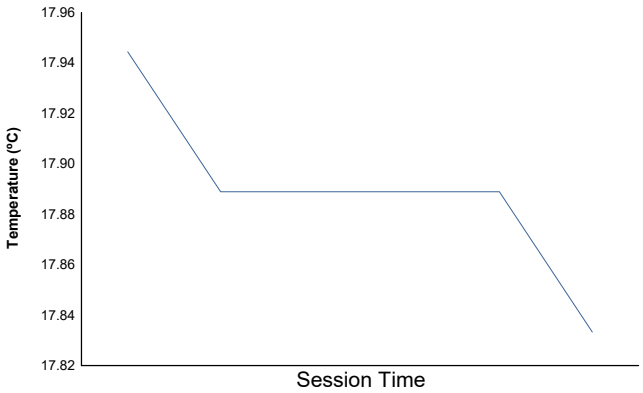

Track Temperature

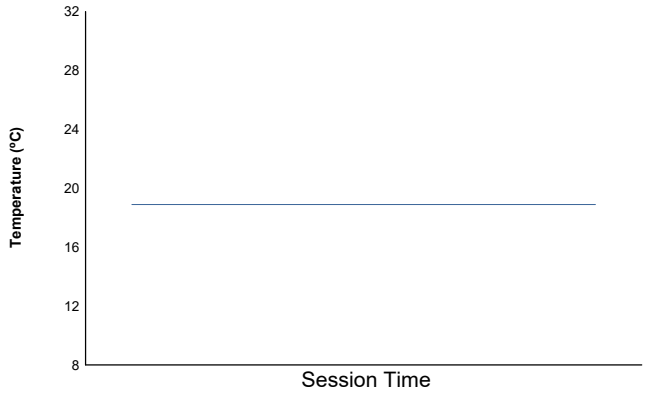

Humidity

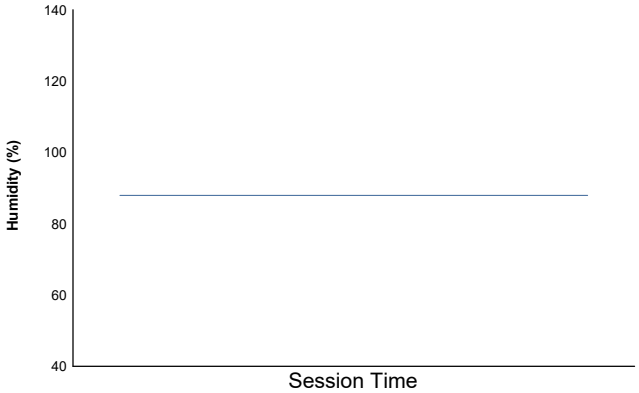

Pressure

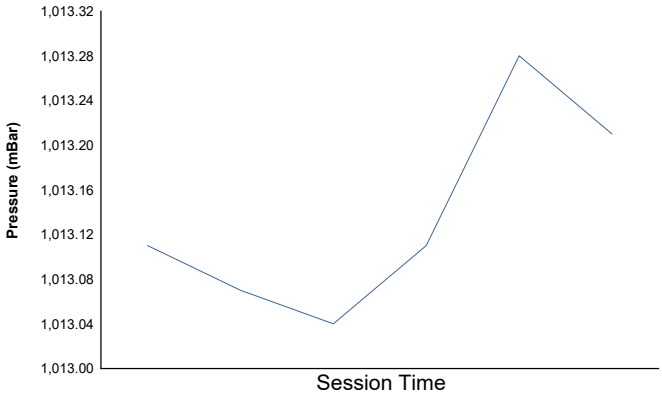

Wind Speed

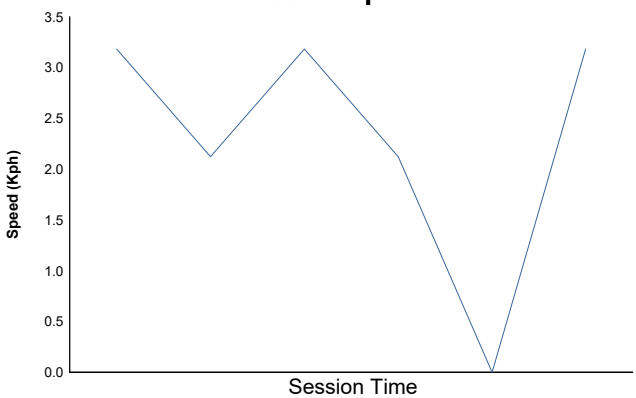

Wind direction

North = 0º/360º Est = 90º South = 180º West= 270º

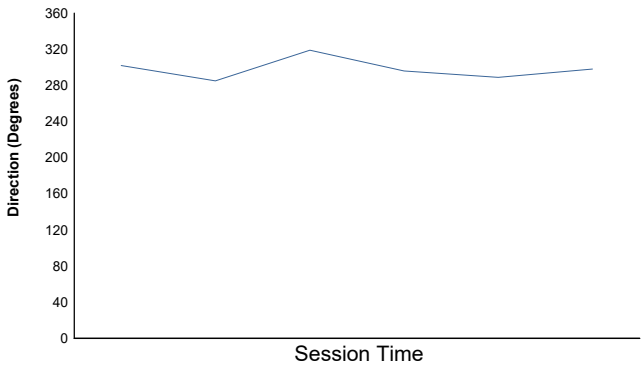

Track Status: **DRY**

Title Partner Race Title Sponsor Global Partner Technical Partner Official Partners

FIA FORMULA E CHAMPIONSHIP 2018-19

Doc No. Date: Posted at:

ABB FIA FORMULA E CHAMPIONSHIP

Round 5 - Hong Kong ePrix - Qualifying Groups

CLASSIFICATION

Official Timekeeper: TAGHeuer

POS	NO	DRIVER	NAT	TEAM	TIME	GAP		SESSION
1	5	Stoffel VANDOORNE	BEL	HWA RACELAB	1:11.592			Qualifying Group 4
2	17	Gary PAFFETT	GBR	HWA RACELAB	1:12.093	0.501	0.501	Qualifying Group 4
3	22	Oliver ROWLAND	GBR	Nissan e.dams	1:12.140	0.548	0.047	Qualifying Group 3
4	48	Edoardo MORTARA	CHE	Venturi Formula E Team	1:12.156	0.564	0.016	Qualifying Group 2
5	36	André LOTTERER	DEU	DS TECHEETAH	1:12.204	0.612	0.048	Qualifying Group 2
6	11	Lucas DI GRASSI	BRA	Audi Sport Abt Schaeffler Formula E Team	1:12.321	0.729	0.117	Qualifying Group 1
7	2	Sam BIRD	GBR	Envision Virgin Racing	1:12.529	0.937	0.208	Qualifying Group 1
8	23	Sébastien BUEMI	CHE	Nissan e.dams	1:12.529	0.937	0.000	Qualifying Group 3
9	19	Felipe MASSA	BRA	Venturi Formula E Team	1:12.570	0.978	0.041	Qualifying Group 3
10	4	Robin FRIJNS	NLD	Envision Virgin Racing	1:12.600	1.008	0.030	Qualifying Group 2
11	8	Tom DILLMANN	FRA	NIO Formula E Team	1:12.839	1.247	0.239	Qualifying Group 4
12	66	Daniel ABT	DEU	Audi Sport Abt Schaeffler Formula E Team	1:12.850	1.258	0.011	Qualifying Group 3
13	27	Alexander SIMS	GBR	BMW i ANDRETTI MOTORSPORT	1:12.861	1.269	0.011	Qualifying Group 3
14	7	José Maria LOPEZ	ARG	GEOX DRAGON	1:13.073	1.481	0.212	Qualifying Group 4
15	3	Nelson PIQUET	BRA	Panasonic Jaguar Racing	1:13.421	1.829	0.348	Qualifying Group 4
16	6	Felipe NASR	BRA	GEOX DRAGON	1:13.885	2.293	0.464	Qualifying Group 4
17	20	Mitch EVANS	NZL	Panasonic Jaguar Racing	1:13.920	2.328	0.035	Qualifying Group 2
18	25	Jean-Eric VERGNE	FRA	DS TECHEETAH	1:13.927	2.335	0.007	Qualifying Group 2
19	16	Oliver TURVEY	GBR	NIO Formula E Team	1:14.133	2.541	0.206	Qualifying Group 3
20	28	Antonio Felix DA COSTA	PRT	BMW i ANDRETTI MOTORSPORT	1:14.384	2.792	0.251	Qualifying Group 1
21	94	Pascal WEHRLEIN	DEU	MAHINDRA RACING	1:14.830	3.238	0.446	Qualifying Group 1
22	64	Jérôme D'AMBROSIO	BEL	MAHINDRA RACING	1:15.347	3.755	0.517	Qualifying Group 1

Car 25 - Cancellation of the best Qualifying time - Causing a red flag - Stewards' Document No. 19

Clerk of the Course:
Shiu Wai Ho, Oscar

Timekeeper:
Lleó Batlles

Series Partners:

Title Partner | Race Title Sponsor | Global Partner | Technical Partner | Official Partners

No part of these results/data may be reproduced, stored in a retrieval system or transmitted in any form or by any means electronic, mechanical, photocopying, recording, broadcasting or otherwise without prior permission of the copyright holder except for reproduction in local/national/international daily press and regular printed publications on sale to the public within 90 days of the event to which the results/data relate and provided that the copyright symbol appears together with the name of the copyright holder.

The FÉDÉRATION INTERNATIONALE DE L'AUTOMOBILE logo, FÉDÉRATION INTERNATIONALE DE L'AUTOMOBILE, FIA logo, FIA, FIA FORMULA-E CHAMPIONSHIP, FIA FORMULA-E CHAMPIONSHIP logo and related marks are protectedtrademarks of the Fédération Internationale de l'Automobile (FIA), Chemin de Blandonnet 2, 1214 Vernier, Switzerland.

©2019, Fédération Internationale de l'Automobile (FIA)

FIA FORMULA E CHAMPIONSHIP 2018-19

Doc No. Date: Posted at:

ABB FIA FORMULA E CHAMPIONSHIP

Round 5 - Hong Kong ePrix - Super Pole

CLASSIFICATION

Official Timekeeper: TAGHeuer

POS	NO	DRIVER	NAT	TEAM	CAR	TIME	LAP	TOTAL	GAP		KPH
1	5	**Stoffel VANDOORNE**	BEL	HWA RACELAB	Venturi VFE05	**1:11.580**	2	2	-	-	**93.5**
2	22	**Oliver ROWLAND**	GBR	Nissan e.dams	Nissan IM01	**1:11.903**	2	2	+0.323	+0.323	**93.1**
3	48	**Edoardo MORTARA**	CHE	Venturi Formula E Team	Venturi VFE05	**1:12.310**	2	2	+0.730	+0.407	**92.6**
4	36	**André LOTTERER**	DEU	DS TECHEETAH	DS E-TENSE FE19	**1:12.868**	2	2	+1.288	+0.558	**91.9**
5	17	**Gary PAFFETT**	GBR	HWA RACELAB	Venturi VFE05	**1:13.033**	2	2	+1.453	+0.165	**91.7**
6	11	**Lucas DI GRASSI**	BRA	Audi Sport Abt Schaeffler Formula E Team	Audi e-tron FE05	**1:14.177**	2	2	+2.597	+1.144	**90.3**

FASTEST LAP

5	**Stoffel VANDOORNE**	BEL	HWA RACELAB	Venturi VFE05	1:11.580 on Lap 2	93.5 Kph

Clerk of the Course:
Shiu Wai Ho, Oscar

Timekeeper:
Lleó Batlles

Series Partners:

Title Partner | Race Title Sponsor | Global Partner | Technical Partner | Official Partners

No part of these results/data may be reproduced, stored in a retrieval system or transmitted in any form or by any means electronic, mechanical, photocopying, recording, broadcasting or otherwise without prior permission of the copyright holder except for reproduction in local/national/international daily press and regular printed publications on sale to the public within 90 days of the event to which the results/data relate and provided that the copyright symbol appears together with the name of the copyright holder.

The FÉDÉRATION INTERNATIONALE DE L'AUTOMOBILE logo, FÉDÉRATION INTERNATIONALE DE L'AUTOMOBILE, FIA logo, FIA, FIA FORMULA-E CHAMPIONSHIP, FIA FORMULA-E CHAMPIONSHIP logo and related marks are protectedtrademarks of the Fédération Internationale de l'Automobile (FIA), Chemin de Blandonnet 2, 1214 Vernier, Switzerland.

©2019, Fédération Internationale de l'Automobile (FIA)

FIA FORMULA E CHAMPIONSHIP 2018-19

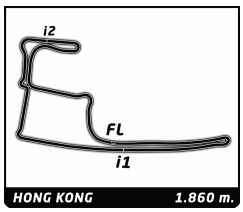

ABB FIA Formula E Championship

Round 5 - Hong Kong ePrix

Super Pole

Best Sector Times

Official Timekeeper TAGHeuer

	SECTOR 1			SECTOR 2			SECTOR 3							
Pos		Driver	Time		Driver	Time		Driver	Time	Pos		Driver	Ideal Lap	Best Lap	
1	5	S.VANDOORNE	19.557	5	S.VANDOORNE	23.605	5	S.VANDOORNE	28.418	1	5	S.VANDOORNE	1:11.580	1:11.580	(1)
2	22	O.ROWLAND	19.560	48	E.MORTARA	23.618	22	O.ROWLAND	28.665	2	22	O.ROWLAND	1:11.903	1:11.903	(2)
3	48	E.MORTARA	19.745	22	O.ROWLAND	23.678	17	G.PAFFETT	28.831	3	48	E.MORTARA	1:12.310	1:12.310	(3)
4	11	L.DI GRASSI	19.792	17	G.PAFFETT	23.859	36	A.LOTTERER	28.924	4	36	A.LOTTERER	1:12.868	1:12.868	(4)
5	36	A.LOTTERER	19.995	36	A.LOTTERER	23.949	48	E.MORTARA	28.947	5	17	G.PAFFETT	1:13.033	1:13.033	(5)
6	17	G.PAFFETT	20.343	11	L.DI GRASSI	25.242	11	L.DI GRASSI	29.143	6	11	L.DI GRASSI	1:14.177	1:14.177	(6)

Title Partner Race Title Sponsor Global Partner Technical Partner Official Partners

FIA FORMULA E CHAMPIONSHIP 2018-19

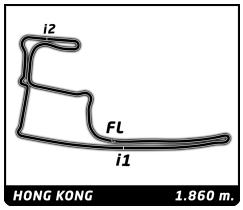

ABB FIA Formula E Championship

Round 5 - Hong Kong ePrix

Super Pole

Fastest Lap Sequence

Official Timekeeper TAGHeuer

Practice Time	Driver	Team	Car	Time	Kph	Lap
2:47.133	11 Lucas DI GRASSI	Audi Sport Abt Schaeffler Formula E Team	Audi e-tron FE05	**1:14.177**	90.3	2
4:59.282	36 André LOTTERER	DS TECHEETAH	DS E-TENSE FE19	**1:12.868**	91.9	2
7:15.431	48 Edoardo MORTARA	Venturi Formula E Team	Venturi VFE05	**1:12.310**	92.6	2
9:29.148	22 Oliver ROWLAND	Nissan e.dams	Nissan IM01	**1:11.903**	93.1	2
14:01.981	5 Stoffel VANDOORNE	HWA RACELAB	Venturi VFE05	**1:11.580**	93.5	2

Title Partner Race Title Sponsor Global Partner Technical Partner Official Partners

FIA FORMULA E CHAMPIONSHIP 2018-19

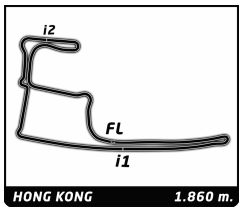

ABB FIA Formula E Championship

Round 5 - Hong Kong ePrix

Super Pole

Analysis

Official Timekeeper TAGHeuer

250KW | 225KW | Personal Best | Session Best | **B** Crossing the finish line in pit lane

Lap	Time	Sector 1	Sector 2	Sector 3	Kph	Elapsed
5	**Stoffel VANDOORNE**					BEL
	HWA RACELAB					Venturi VFE05
1	12:50.401	...	27.013	29.898	8.2	12:50.401
2	1:11.580	19.557	23.605	28.418	93.5	14:01.981
11	**Lucas DI GRASSI**					BRA
	Audi Sport Abt Schaeffler Formula E Te					Audi e-tron FE05
1	1:32.956	31.103	28.555	33.298	68.1	1:32.956
2	1:14.177	19.792	25.242	29.143	90.3	2:47.133
17	**Gary PAFFETT**					GBR
	HWA RACELAB					Venturi VFE05
1	10:36.286	9:35.910	30.805	29.571	9.9	10:36.286
2	1:13.033	20.343	23.859	28.831	91.7	11:49.319
22	**Oliver ROWLAND**					GBR
	Nissan e.dams					Nissan IM01
1	8:17.245	7:21.383	25.473	30.389	12.7	8:17.245
2	1:11.903	19.560	23.678	28.665	93.1	9:29.148
36	**André LOTTERER**					DEU
	DS TECHEETAH					DS E-TENSE FE19
1	3:46.414	2:47.757	25.944	32.713	28.0	3:46.414
2	1:12.868	19.995	23.949	28.924	91.9	4:59.282
48	**Edoardo MORTARA**					CHE
	Venturi Formula E Team					Venturi VFE05
1	6:03.121	5:06.728	26.421	29.972	17.4	6:03.121
2	1:12.310	19.745	23.618	28.947	92.6	7:15.431

Title Partner | Race Title Sponsor | Global Partner | Technical Partner | Official Partners
ABB | CBMM Niobium | Julius Bär | MICHELIN | TAG Heuer | DHL | SAUDIA | Allianz | BOSCH | Heineken | enel x | BOSS | modis | ANTOFAGASTA MINERALS

FIA FORMULA E CHAMPIONSHIP 2018-19

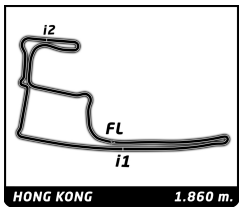

Round 5 - Hong Kong ePrix

ABB FIA Formula E Championship

Super Pole

Weather Report

Official Timekeeper TAGHeuer

Air Temperature

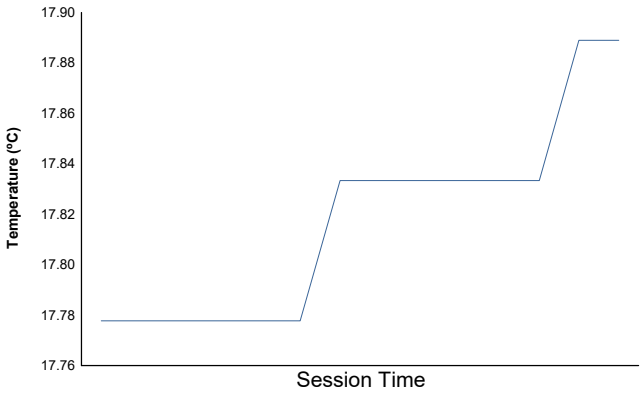

Track Temperature

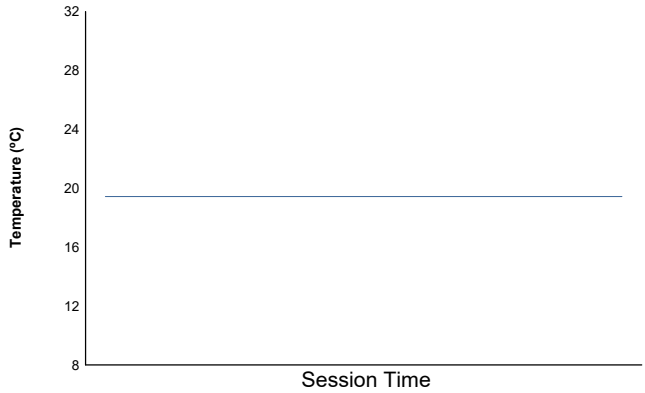

Humidity

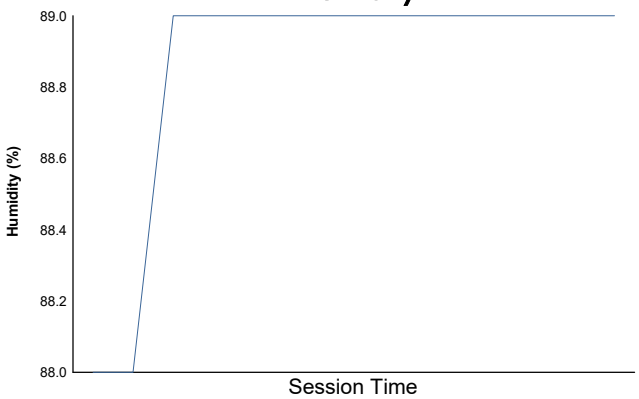

Pressure

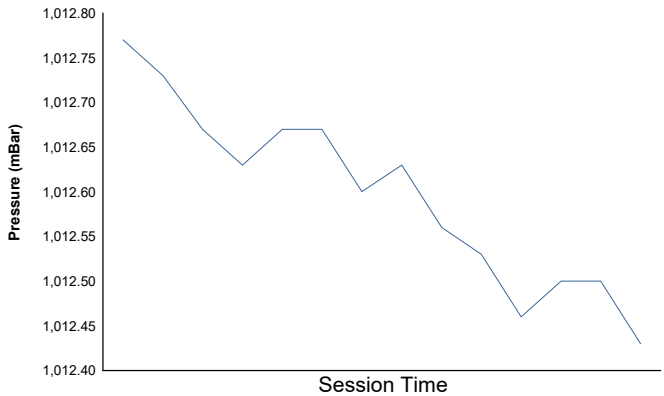

Wind Speed

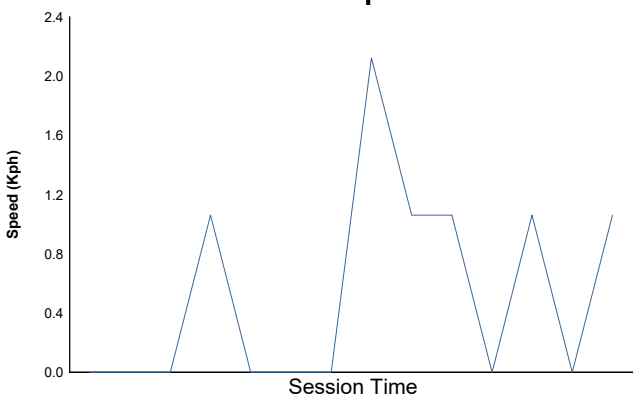

Wind direction

North = 0º/360º Est = 90º South = 180º West= 270º

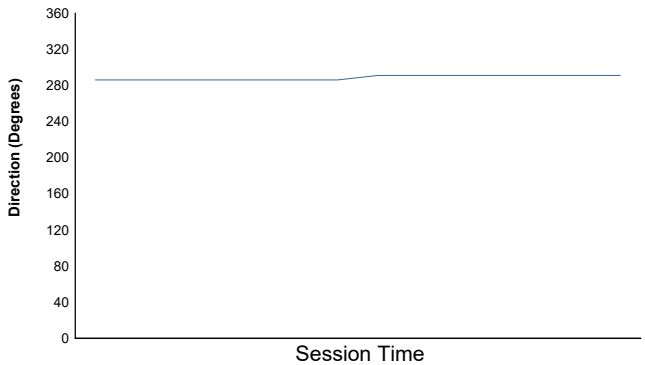

Track Status: **WET**

Title Partner Race Title Sponsor Global Partner Technical Partner Official Partners

FIA FORMULA E CHAMPIONSHIP 2018-19

Doc No. Date: Posted at:

ABB FIA FORMULA E CHAMPIONSHIP

Round 5 - Hong Kong ePrix - Qualifying

FINAL CLASSIFICATION

Official Timekeeper: TAGHeuer

POS	NO	DRIVER	NAT	TEAM	GROUPS	SUPER POLE	TIME	GAP	
1	5	**Stoffel VANDOORNE**	BEL	HWA RACELAB	1:11.592	**1:11.580**	1:11.580		
2	22	**Oliver ROWLAND**	GBR	Nissan e.dams	1:12.140	**1:11.903**	1:11.903	0.323	0.323
3	48	**Edoardo MORTARA**	CHE	Venturi Formula E Team	1:12.156	**1:12.310**	1:12.310	0.730	0.407
4	36	**André LOTTERER**	DEU	DS TECHEETAH	1:12.204	**1:12.868**	1:12.868	1.288	0.558
5	17	**Gary PAFFETT**	GBR	HWA RACELAB	1:12.093	**1:13.033**	1:13.033	1.453	0.165
6	11	**Lucas DI GRASSI**	BRA	Audi Sport Abt Schaeffler Formula E Team	1:12.321	**1:14.177**	1:14.177	2.597	1.144
7	2	**Sam BIRD**	GBR	Envision Virgin Racing	**1:12.529**		1:12.529		
8	23	**Sébastien BUEMI**	CHE	Nissan e.dams	**1:12.529**		1:12.529	0.000	0.000
9	19	**Felipe MASSA**	BRA	Venturi Formula E Team	**1:12.570**		1:12.570	0.041	0.041
10	4	**Robin FRIJNS**	NLD	Envision Virgin Racing	**1:12.600**		1:12.600	0.071	0.030
11	8	**Tom DILLMANN**	FRA	NIO Formula E Team	**1:12.839**		1:12.839	0.310	0.239
12	66	**Daniel ABT**	DEU	Audi Sport Abt Schaeffler Formula E Team	**1:12.850**		1:12.850	0.321	0.011
13	27	**Alexander SIMS**	GBR	BMW i ANDRETTI MOTORSPORT	**1:12.861**		1:12.861	0.332	0.011
14	7	**José Maria LOPEZ**	ARG	GEOX DRAGON	**1:13.073**		1:13.073	0.544	0.212
15	3	**Nelson PIQUET**	BRA	Panasonic Jaguar Racing	**1:13.421**		1:13.421	0.892	0.348
16	6	**Felipe NASR**	BRA	GEOX DRAGON	**1:13.885**		1:13.885	1.356	0.464
17	20	**Mitch EVANS**	NZL	Panasonic Jaguar Racing	**1:13.920**		1:13.920	1.391	0.035
18	25	**Jean-Eric VERGNE**	FRA	DS TECHEETAH	**1:13.927**		1:13.927	1.398	0.007
19	16	**Oliver TURVEY**	GBR	NIO Formula E Team	**1:14.133**		1:14.133	1.604	0.206
20	28	**Antonio Felix DA COSTA**	PRT	BMW i ANDRETTI MOTORSPORT	**1:14.384**		1:14.384	1.855	0.251
21	94	**Pascal WEHRLEIN**	DEU	MAHINDRA RACING	**1:14.830**		1:14.830	2.301	0.446
22	64	**Jérôme D'AMBROSIO**	BEL	MAHINDRA RACING	**1:15.347**		1:15.347	2.818	0.517

Stewards:
Michael Masi Jaije Wong Julian Cheung Kim Hung

Timekeeper:
Lleó Batlles

Series Partners:

Title Partner Race Title Sponsor Global Partner Technical Partner Official Partners

No part of these results/data may be reproduced, stored in a retrieval system or transmitted in any form or by any means electronic, mechanical, photocopying, recording, broadcasting or otherwise without prior permission of the copyright holder except for reproduction in local/national/international daily press and regular printed publications on sale to the public within 90 days of the event to which the results/data relate and provided that the copyright symbol appears together with the name of the copyright holder.

The FÉDÉRATION INTERNATIONALE DE L'AUTOMOBILE logo, FÉDÉRATION INTERNATIONALE DE L'AUTOMOBILE, FIA logo, FIA, FIA FORMULA-E CHAMPIONSHIP, FIA FORMULA-E CHAMPIONSHIP logo and related marks are protectedtrademarks of the Fédération Internationale de l'Automobile (FIA), Chemin de Blandonnet 2, 1214 Vernier, Switzerland.

©2019, Fédération Internationale de l'Automobile (FIA)

FIA FORMULA E CHAMPIONSHIP 2018-19

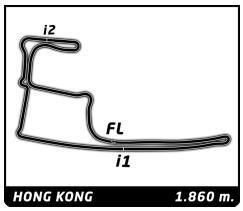

ABB FIA Formula E Championship

Round 5 - Hong Kong ePrix

Race (45' +1 lap)

Final Starting Grid

Official Timekeeper TAGHeuer

1:15.347	Jérôme D'AMBROSIO	MAHINDRA RACING	64
1:14.384	Antonio Felix DA COSTA	BMW i ANDRETTI MOTORSPORT	28
1:13.927	Jean-Eric VERGNE	DS TECHEETAH	25
1:13.885	Felipe NASR	GEOX DRAGON	6
1:13.073	José Maria LOPEZ	GEOX DRAGON	7
1:12.850	Daniel ABT	Audi Sport Abt Schaeffler Formula E Team	66
1:12.600	Robin FRIJNS	Envision Virgin Racing	4
1:12.529	Sébastien BUEMI	Nissan e.dams	23
1:12.310	Edoardo MORTARA	Venturi Formula E Team	48
1:13.033	Gary PAFFETT	HWA RACELAB	17
1:11.903	Oliver ROWLAND	Nissan e.dams	22

- 11 -	94	MAHINDRA RACING	Pascal WEHRLEIN	1:14.830
- 10 -	16	NIO Formula E Team	Oliver TURVEY	1:14.133
- 9 -	20	Panasonic Jaguar Racing	Mitch EVANS	1:13.920
- 8 -	3	Panasonic Jaguar Racing	Nelson PIQUET	1:13.421
- 7 -	27	BMW i ANDRETTI MOTORSPORT	Alexander SIMS	1:12.861
- 6 -	8	NIO Formula E Team	Tom DILLMANN	1:12.839
- 5 -	19	Venturi Formula E Team	Felipe MASSA	1:12.570
- 4 -	2	Envision Virgin Racing	Sam BIRD	1:12.529
- 3 -	11	Audi Sport Abt Schaeffler Formula E Team	Lucas DI GRASSI	1:14.177
- 2 -	36	DS TECHEETAH	André LOTTERER	1:12.868
- 1 -	5	HWA RACELAB	Stoffel VANDOORNE	1:11.580

Pole

Car 48 - Drop of 3 grid positions - Overspeeding under red flag - Stewards' Document No. 21

Stewards:			Timekeeper:
Michael Masi	Jaije Wong	Julian Cheung Kim Hung	Lleó Batlles

Title Partner Race Title Sponsor Global Partner Technical Partner Official Partners
ABB CBMM Niobium Julius Bär MICHELIN TAG Heuer DHL BMW SAUDIA Allianz BOSCH Heineken enel x BOSS modis ANTOFAGASTA MINERALS

FIA FORMULA E CHAMPIONSHIP 2018-19

Doc No. Date: Posted at:

ABB FIA FORMULA E CHAMPIONSHIP

Round 5 - Hong Kong ePrix - Race (58' +1 lap)

FINAL CLASSIFICATION

Official Timekeeper: TAGHeuer

POS	PTS	NO	DRIVER	NAT	TEAM	VEHICLE	LAPS	TIME	GAP	KPH	Best	Lap
1	(25)	48	E. MORTARA	CHE	Venturi Formula E Team	Venturi VFE05	36	59:36.119	-	67.3	1:03.251	29
2	(18)	11	L. DI GRASSI	BRA	Audi Sport Abt Schaeffler Formula E Team	Audi e-tron FE05	36	59:37.107	+0.988	67.3	1:03.214	29
3	(15)	4	R. FRIJNS	NLD	Envision Virgin Racing	Audi e-tron FE05	36	59:37.655	+1.536	67.3	1:03.202	29
4	(12)	66	D. ABT	DEU	Audi Sport Abt Schaeffler Formula E Team	Audi e-tron FE05	36	59:38.104	+1.985	67.3	1:03.238	29
5	(10)	19	F. MASSA	BRA	Venturi Formula E Team	Venturi VFE05	36	59:39.377	+3.258	67.2	1:03.535	30
6	(9)	2	S. BIRD	GBR	Envision Virgin Racing	Audi e-tron FE05	36	59:39.425	+3.306	67.2	1:02.358	28
7	(6)	20	M. EVANS	NZL	Panasonic Jaguar Racing	Jaguar I-Type III	36	59:40.136	+4.017	67.2	1:03.561	29
8	(4)	17	G. PAFFETT	GBR	HWA RACELAB	Venturi VFE05	36	59:40.487	+4.368	67.2	1:03.719	29
9	(2)	16	O. TURVEY	GBR	NIO Formula E Team	NIO Sport 004	36	59:41.743	+5.624	67.2	1:03.705	29
10	(1)	28	A. DA COSTA	PRT	BMW i ANDRETTI MOTORSPORT	BMW iFE.18	36	59:42.611	+6.492	67.2	1:03.688	29
11		7	J. LOPEZ	ARG	GEOX DRAGON	Penske EV-3	36	59:43.337	+7.218	67.2	1:03.857	28
12		8	T. DILLMANN	FRA	NIO Formula E Team	NIO Sport 004	36	59:43.944	+7.825	67.2	1:03.866	29
13		25	J. VERGNE	FRA	DS TECHEETAH	DS E-TENSE FE19	36	59:52.723	+16.604	67.0	1:03.611	29
14		36	A. LOTTERER	DEU	DS TECHEETAH	DS E-TENSE FE19	36	1:00:00.389	+24.270	66.9	1:02.317	28

NOT CLASSIFIED

		22	O. ROWLAND	GBR	Nissan e.dams	Nissan IM01	29	49:58.428			1:03.766	28
	(3)	5	S. VANDOORNE	BEL	HWA RACELAB	Venturi VFE05	20	38:44.734			1:03.674	20
		23	S. BUEMI	CHE	Nissan e.dams	Nissan IM01	19	37:45.880			1:04.312	17
		27	A. SIMS	GBR	BMW i ANDRETTI MOTORSPORT	BMW iFE.18	16	34:49.744			1:04.899	16
		6	F. NASR	BRA	GEOX DRAGON	Penske EV-3	1	1:25.894				
		94	P. WEHRLEIN	DEU	MAHINDRA RACING	Mahindra M5Electro	1	1:27.028				
		64	J. D'AMBROSIO	BEL	MAHINDRA RACING	Mahindra M5Electro	1	1:27.584				
		3	N. PIQUET	BRA	Panasonic Jaguar Racing	Jaguar I-Type III						

POLE POSITION

		5	S. VANDOORNE	BEL	HWA RACELAB	Venturi VFE05		1:11.580			93.5 Kph	

FASTEST LAP

		36	A. LOTTERER	DEU	DS TECHEETAH	DS E-TENSE FE19		1:02.317 on Lap 28			107.5 Kph	

FASTEST LAP IN TOP 10

		2	S. BIRD	GBR	Envision Virgin Racing	Audi e-tron FE05		1:02.358 on Lap 28			107.4 Kph	

Car 25 - 5 second time penalty added - Stewards' Document No. 38
Car 2 - 5 second time penalty added - Stewards' Document No. 45

Stewards:
Michael Masi Jaije Wong Julian Cheung Kim Hung

Timekeeper:
Lleó Batlles

Series Partners:

Title Partner Race Title Sponsor Global Partner Technical Partner Official Partners

No part of these results/data may be reproduced, stored in a retrieval system or transmitted in any form or by any means electronic, mechanical, photocopying, recording, broadcasting or otherwise without prior permission of the copyright holder except for reproduction in local/national/international daily press and regular printed publications on sale to the public within 90 days of the event to which the results/data relate and provided that the copyright symbol appears together with the name of the copyright holder.

The FÉDÉRATION INTERNATIONALE DE L'AUTOMOBILE logo, FÉDÉRATION INTERNATIONALE DE L'AUTOMOBILE, FIA logo, FIA, FIA FORMULA-E CHAMPIONSHIP, FIA FORMULA-E CHAMPIONSHIP logo and related marks are protectedtrademarks of the Fédération Internationale de l'Automobile (FIA), Chemin de Blandonnet 2, 1214 Vernier, Switzerland.

©2019, Fédération Internationale de l'Automobile (FIA)

FIA FORMULA E CHAMPIONSHIP 2018-19

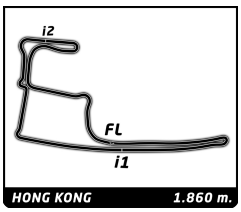

ABB FIA Formula E Championship

Round 5 - Hong Kong ePrix

Race

Lap Chart

Official Timekeeper TAGHeuer

Nr	Pos	Grid	LAP 1	2	3	4	5	6	7	8	9	10	11	12	13	14	15	16	17	18	19	20	21	22	23	24	25	26	27	28	29	30	31	32
5	1	5	22	22	22	22	22	22	2	36	36	36	36	36	36	36	36	36	36	36	36	36	36	36	36	36	36	36	36	36	36	36	36	36
22	2	22	5	2	2	2	2	2	36	2	2	2	2	2	2	2	2	2	2	2	2	2	2	2	2	2	2	2	2	2	2	2	2	2
36	3	36	2	5	5	5	5	36	5	5	5	5	5	5	5	5	5	5	5	5	48	48	48	48	48	48	48	48	48	48	48	48	48	48
17	4	17	36	36	36	36	36	5	17	48	48	48	48	48	48	48	48	48	48	48	5	5	11	11	11	11	11	11	11	11	11	11	11	11
11	5	11	17	17	17	17	17	17	48	17	17	17	17	17	17	17	11	11	11	11	11	11	4	4	4	4	4	4	4	4	4	4	4	4
48	6	48	48	48	48	48	48	48	11	11	11	11	11	11	11	11	17	17	17	17	23	4	17	17	66	66	66	66	66	66	66	66	66	66
2	7	2	11	11	11	11	11	11	23	23	23	23	23	23	23	23	23	23	23	23	4	17	66	66	19	19	19	19	19	19	19	19	19	19
23	8	23	27	23	23	23	23	23	4	4	4	4	4	4	4	4	4	4	4	4	17	22	19	19	17	17	17	17	17	17	17	17	17	17
19	9	19	19	19	4	4	4	4	66	66	66	66	66	66	22	22	22	22	22	22	22	66	20	20	20	20	20	20	20	20	20	20	20	20
4	10	4	23	4	66	66	66	66	22	22	22	22	22	22	66	66	66	66	66	66	66	19	16	16	16	16	16	16	16	16	16	16	16	16
8	11	8	4	66	19	19	19	19	19	19	19	19	19	19	19	19	19	19	19	19	19	20	28	28	28	28	28	28	28	28	28	28	28	28
66	12	66	66	20	20	20	20	20	20	20	20	20	20	20	20	20	20	20	20	20	20	16	22	22	22	22	22	22	22	22	22	8	8	8
27	13	27	20	16	16	16	16	16	16	16	16	16	16	16	16	16	16	16	16	16	16	28	25	8	8	8	8	8	8	8	8	7	7	7
7	14	7	16	7	28	28	28	28	28	28	28	28	28	28	28	28	28	28	28	28	28	25	8	7	7	7	7	7	7	7	7	25	25	25
3	15	3	25	28	8	8	8	8	8	8	8	25	25	25	25	25	25	25	25	25	25	8	7	25	25	25	25	25	25	25	25			
6	16	6	7	8	25	25	25	25	25	25	25	8	8	8	8	8	8	8	8	8	8	7												
20	17	20	28	25	27	27	27	27	27	7	7	7	7	7	7	7	7	7	7	7	7													
25	18	25	8	27	7	7	7	7	7	27	27	27	27	27	27	27	27	27																
16	19	16	6																															
28	20	28	94																															
94	21	94	64																															
64	22	64																																

Title Partner Race Title Sponsor Global Partner Technical Partner Official Partners
ABB CBMM Niobium Julius Bär MICHELIN TAG Heuer DHL BMW SAUDIA Allianz BOSCH Heineken enel x BOSS modis ANTOFAGASTA MINERALS

FIA FORMULA E CHAMPIONSHIP 2018-19

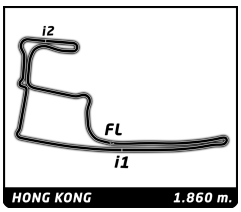

ABB FIA Formula E Championship

Round 5 - Hong Kong ePrix

Race

Lap Chart

Official Timekeeper TAGHeuer

LAP

Nr	Pos	33	34	35	36
5	1	36	36	2	2
22	2	2	2	48	48
36	3	48	48	11	11
17	4	11	11	4	4
11	5	4	4	66	66
48	6	66	66	19	19
2	7	19	19	20	20
23	8	17	17	17	17
19	9	20	20	36	16
4	10	16	16	16	28
8	11	28	28	28	7
66	12	8	8	8	8
27	13	7	7	7	25
7	14	25	25	25	36
3	15				
6	16				
20	17				
25	18				
16	19				
28	20				
94	21				
64	22				

Title Partner Race Title Sponsor Global Partner Technical Partner Official Partners

FIA FORMULA E CHAMPIONSHIP 2018-19

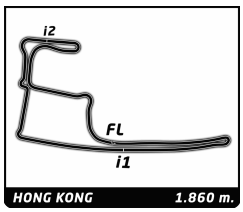

ABB FIA Formula E Championship

Round 5 - Hong Kong ePrix

Race

Best Sector Times

Official Timekeeper TAGHeuer

Pos	SECTOR 1 Driver	Time	SECTOR 2 Driver	Time	SECTOR 3 Driver	Time
1	2 S.BIRD	17.175	7 J.LOPEZ	21.032	36 A.LOTTERER	23.903
2	36 A.LOTTERER	17.321	36 A.LOTTERER	21.067	2 S.BIRD	23.914
3	66 D.ABT	17.402	25 J.VERGNE	21.086	11 L.DI GRASSI	24.047
4	11 L.DI GRASSI	17.450	2 S.BIRD	21.105	48 E.MORTARA	24.067
5	48 E.MORTARA	17.478	48 E.MORTARA	21.106	4 R.FRIJNS	24.112
6	22 O.ROWLAND	17.490	4 R.FRIJNS	21.260	19 F.MASSA	24.170
7	4 R.FRIJNS	17.532	66 D.ABT	21.268	66 D.ABT	24.178
8	23 S.BUEMI	17.539	19 F.MASSA	21.292	5 S.VANDOORNE	24.191
9	7 J.LOPEZ	17.626	17 G.PAFFETT	21.377	17 G.PAFFETT	24.217
10	28 A.DA COSTA	17.678	20 M.EVANS	21.385	23 S.BUEMI	24.279
11	25 J.VERGNE	17.688	11 L.DI GRASSI	21.386	7 J.LOPEZ	24.290
12	17 G.PAFFETT	17.693	8 T.DILLMANN	21.391	20 M.EVANS	24.302
13	20 M.EVANS	17.698	16 O.TURVEY	21.452	28 A.DA COSTA	24.319
14	5 S.VANDOORNE	17.724	28 A.DA COSTA	21.468	25 J.VERGNE	24.376
15	16 O.TURVEY	17.739	22 O.ROWLAND	21.556	22 O.ROWLAND	24.413
16	19 F.MASSA	17.743	5 S.VANDOORNE	21.650	16 O.TURVEY	24.450
17	8 T.DILLMANN	17.780	23 S.BUEMI	22.118	8 T.DILLMANN	24.506
18	27 A.SIMS	18.010	27 A.SIMS	22.192	27 A.SIMS	24.576
19	94 P.WEHRLEIN	19.493	94 P.WEHRLEIN	30.317	6 F.NASR	28.208
20	64 J.D'AMBROSIO	19.867	6 F.NASR	30.721	94 P.WEHRLEIN	28.956
21	6 F.NASR	20.058	64 J.D'AMBROSIO	31.062	64 J.D'AMBROSIO	29.027

Pos	Driver	Ideal Lap	Best Lap	
1	2 S.BIRD	1:02.194	1:02.358	(2)
2	36 A.LOTTERER	1:02.291	1:02.317	(1)
3	48 E.MORTARA	1:02.651	1:03.251	(6)
4	66 D.ABT	1:02.848	1:03.238	(5)
5	11 L.DI GRASSI	1:02.883	1:03.214	(4)
6	4 R.FRIJNS	1:02.904	1:03.202	(3)
7	7 J.LOPEZ	1:02.948	1:03.857	(15)
8	25 J.VERGNE	1:03.150	1:03.611	(9)
9	19 F.MASSA	1:03.205	1:03.535	(7)
10	17 G.PAFFETT	1:03.287	1:03.719	(13)
11	20 M.EVANS	1:03.385	1:03.561	(8)
12	22 O.ROWLAND	1:03.459	1:03.766	(14)
13	28 A.DA COSTA	1:03.465	1:03.688	(11)
14	5 S.VANDOORNE	1:03.565	1:03.674	(10)
15	16 O.TURVEY	1:03.641	1:03.705	(12)
16	8 T.DILLMANN	1:03.677	1:03.866	(16)
17	23 S.BUEMI	1:03.936	1:04.312	(17)
18	27 A.SIMS	1:04.778	1:04.899	(18)
19	94 P.WEHRLEIN	1:18.766		
20	6 F.NASR	1:18.987		
21	64 J.D'AMBROSIO	1:19.956		

Title Partner Race Title Sponsor Global Partner Technical Partner Official Partners

FIA FORMULA E CHAMPIONSHIP 2018-19

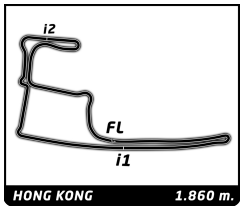

ABB FIA Formula E Championship

Round 5 - Hong Kong ePrix

Race

Fastest Lap Sequence

Official Timekeeper TAGHeuer

Practice Time	Driver	Team	Car	Time	Kph	Lap
2:23.040	22 Oliver ROWLAND	Nissan e.dams	Nissan IM01	**1:09.843**	95.9	2
2:24.250	2 Sam BIRD	Envision Virgin Racing	Audi e-tron FE05	**1:09.425**	96.4	2
23:33.690	22 Oliver ROWLAND	Nissan e.dams	Nissan IM01	**1:07.186**	99.7	6
23:34.229	2 Sam BIRD	Envision Virgin Racing	Audi e-tron FE05	**1:07.105**	99.8	6
23:34.525	36 André LOTTERER	DS TECHEETAH	DS E-TENSE FE19	**1:06.366**	100.9	6
24:40.316	2 Sam BIRD	Envision Virgin Racing	Audi e-tron FE05	**1:06.087**	101.3	7
24:44.503	11 Lucas DI GRASSI	Audi Sport Abt Schaeffler Formula E Team	Audi e-tron FE05	**1:05.767**	101.8	7
25:45.462	36 André LOTTERER	DS TECHEETAH	DS E-TENSE FE19	**1:04.767**	103.4	8
26:49.851	36 André LOTTERER	DS TECHEETAH	DS E-TENSE FE19	**1:04.389**	104.0	9
27:54.071	36 André LOTTERER	DS TECHEETAH	DS E-TENSE FE19	**1:04.220**	104.3	10
28:59.120	2 Sam BIRD	Envision Virgin Racing	Audi e-tron FE05	**1:03.992**	104.6	11
30:03.059	2 Sam BIRD	Envision Virgin Racing	Audi e-tron FE05	**1:03.939**	104.7	12
31:06.332	36 André LOTTERER	DS TECHEETAH	DS E-TENSE FE19	**1:03.847**	104.9	13
32:10.047	36 André LOTTERER	DS TECHEETAH	DS E-TENSE FE19	**1:03.715**	105.1	14
32:10.585	2 Sam BIRD	Envision Virgin Racing	Audi e-tron FE05	**1:03.555**	105.4	14
38:43.571	48 Edoardo MORTARA	Venturi Formula E Team	Venturi VFE05	**1:03.257**	105.9	20
42:01.270	4 Robin FRIJNS	Envision Virgin Racing	Audi e-tron FE05	**1:03.237**	105.9	23
48:45.538	36 André LOTTERER	DS TECHEETAH	DS E-TENSE FE19	**1:02.317**	107.5	28

Title Partner Race Title Sponsor Global Partner Technical Partner Official Partners

FIA FORMULA E CHAMPIONSHIP 2018-19

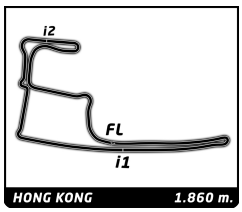

ABB FIA Formula E Championship

Round 5 - Hong Kong ePrix

Race

Analysis by lap

Official Timekeeper TAGHeuer

Lapped

Lap 1

Nr	Lap Time	Gap
22	1:13.197	
5	1:14.384	1.187
2	1:14.825	1.628
36	1:16.024	2.827
17	1:16.427	3.230
48	1:17.474	4.277
11	1:18.270	5.073
27	1:20.055	6.858
19	1:20.057	6.860
23	1:20.519	7.322
4	1:21.210	8.013
66	1:21.650	8.453
20	1:22.175	8.978
16	1:22.914	9.717
25	1:23.365	10.168
7	1:24.074	10.877
28	1:24.563	11.366
8	1:25.216	12.019
6	1:25.894	12.697
94	1:27.028	13.831
64	1:27.584	14.387

Lap 2

Nr	Lap Time	Gap
22	1:09.843	
2	1:09.425	1.210
5	1:10.883	2.227
36	1:09.726	2.710
17	1:09.869	3.256
48	1:10.568	5.002
11	1:10.622	5.852
23	1:10.231	7.710
19	1:12.103	9.120
4	1:11.195	9.365
66	1:11.142	9.752
20	1:11.288	10.423
16	1:11.510	11.384
7	1:11.252	12.286
28	1:11.237	12.760
8	1:11.742	13.918
25	1:31.923	32.248
27	1:38.312	35.327

Lap 3

Nr	Lap Time	Gap
22	1:34.684	
2	1:34.368	0.894
5	1:37.672	5.215
36	1:37.801	5.827
17	1:38.583	7.155
48	1:38.155	8.473
11	1:38.664	9.832
23	1:37.990	11.016
4	1:38.130	12.811
66	1:39.804	14.872
19	1:44.313	18.749
20	1:44.119	19.858
16	1:46.127	22.827
28	1:49.352	27.428
8	1:55.251	34.485
25	1:54.988	52.552
27	1:58.599	59.242
7	2:28.199	1:05.801

Lap 4

Nr	Lap Time	Gap
22	15:00.259	
2	16:31.020	1:31.655
5	16:30.306	1:35.262
36	16:30.898	1:36.466
17	16:31.140	1:38.036
48	16:32.517	1:40.731
11	16:32.566	1:42.139
23	16:33.788	1:44.545
4	16:33.500	1:46.052
66	16:32.567	1:47.180
19	16:30.033	1:48.523
20	16:30.857	1:50.456
16	16:29.801	1:52.369
28	16:26.272	1:53.441
8	16:20.840	1:55.066
25	16:05.201	1:57.494
27	15:59.508	1:58.491
7	15:54.080	1:59.622

Lap 5

Nr	Lap Time	Gap
22	3:28.521	
2	1:57.486	0.620
5	1:54.655	1.396
36	1:53.710	1.655
17	1:52.852	2.367
48	1:51.266	3.476
11	1:51.175	4.793
23	1:49.293	5.317
4	1:48.552	6.083
66	1:48.106	6.765
19	1:48.431	8.433
20	1:46.795	8.730
16	1:47.160	11.008
28	1:46.348	11.268
8	1:45.970	12.515
25	1:44.050	13.023
27	1:43.607	13.577
7	1:43.513	14.614

Lap 6

Nr	Lap Time	Gap
22	1:07.186	
2	1:07.105	0.539
36	1:06.366	0.835
5	1:07.350	1.560
17	1:07.115	2.296
48	1:07.269	3.559
11	1:07.439	5.046
23	1:07.875	6.006
4	1:07.862	6.759
66	1:08.159	7.738
19	1:08.446	9.693
20	1:08.919	10.463
16	1:08.315	12.137
28	1:08.475	12.557
8	1:08.282	13.611
25	1:08.029	13.866
27	1:07.971	14.362
7	1:07.559	14.987

Lap 7

Nr	Lap Time	Gap
2	1:06.087	
36	1:06.170	0.379
5	1:06.290	1.224
17	1:06.543	2.213
48	1:06.322	3.255
11	1:05.767	4.187
23	1:06.139	5.519
4	1:06.237	6.370
66	1:06.512	7.624
22	1:14.847	8.221
19	1:06.631	9.698
20	1:06.595	10.432
16	1:06.307	11.818
28	1:06.468	12.399
8	1:06.834	13.819
25	1:07.024	14.264
27	1:07.272	15.008
7	1:07.020	15.381

Lap 8

Nr	Lap Time	Gap
36	1:04.767	
2	1:05.489	0.343
5	1:05.991	2.069
48	1:05.535	3.644
17	1:07.215	4.282
11	1:05.896	4.937
23	1:05.771	6.144
4	1:05.795	7.019
66	1:06.098	8.576
22	1:06.138	9.213
19	1:06.107	10.659
20	1:05.929	11.215
16	1:05.865	12.537
28	1:05.913	13.166
8	1:06.816	15.489
25	1:06.725	15.843
7	1:06.668	16.903
27	1:10.400	20.262

Lap 9

Nr	Lap Time	Gap
36	1:04.389	
2	1:04.602	0.556
5	1:05.298	2.978
48	1:05.179	4.434
17	1:05.682	5.575
11	1:05.483	6.031
23	1:05.715	7.470
4	1:05.500	8.130
66	1:05.147	9.334
22	1:05.205	10.029
19	1:05.291	11.561
20	1:05.820	12.646
16	1:05.727	13.875
28	1:06.197	14.974
8	1:06.195	17.295
25	1:06.066	17.520
7	1:05.536	18.050
27	1:06.188	22.061

Lap 10

Nr	Lap Time	Gap
36	1:04.220	
2	1:04.721	1.057
5	1:04.988	3.746
48	1:05.447	5.661
17	1:05.359	6.714
11	1:05.570	7.381
23	1:05.466	8.716
4	1:05.139	9.049
66	1:05.073	10.187
22	1:04.987	10.796
19	1:05.493	12.834
20	1:05.192	13.618
16	1:05.878	15.533
28	1:05.806	16.560
25	1:06.758	20.058
8	1:08.890	21.965
7	1:09.837	23.667
27	1:06.215	24.056

Lap 11

Nr	Lap Time	Gap
36	1:04.247	
2	1:03.992	0.802
5	1:05.344	4.843
48	1:04.908	6.322
17	1:05.206	7.673
11	1:05.217	8.351
23	1:04.855	9.324
4	1:04.980	9.782
66	1:04.854	10.794
22	1:04.940	11.489
19	1:05.365	13.952
20	1:05.180	14.551
16	1:05.297	16.583
28	1:05.615	17.928
25	1:04.705	20.516
8	1:06.058	23.776
7	1:05.740	25.160
27	1:05.804	25.613

Lap 12

Nr	Lap Time	Gap
36	1:04.167	
2	1:03.939	0.574
5	1:04.853	5.529
48	1:04.715	6.870
17	1:04.907	8.413
11	1:04.676	8.860
23	1:04.761	9.918
4	1:04.719	10.334
66	1:04.438	11.065
22	1:04.586	11.908
19	1:04.620	14.405
20	1:04.877	15.261
16	1:05.114	17.530
28	1:05.127	18.888
25	1:05.079	21.428
8	1:05.352	24.961
7	1:05.133	26.126
27	1:05.192	26.638

Lap 13

Nr	Lap Time	Gap
36	1:03.847	
2	1:03.971	0.698
5	1:05.082	6.764
48	1:04.691	7.714
17	1:04.784	9.350
11	1:04.890	9.903
23	1:04.894	10.965
4	1:04.942	11.429
22	1:05.378	13.439
66	1:06.659	13.877
19	1:04.643	15.201
20	1:04.767	16.181
16	1:04.969	18.652
28	1:04.771	19.812
25	1:04.974	22.555
8	1:05.088	26.202
7	1:04.830	27.109
27	1:04.954	27.745

Lap 14

Nr	Lap Time	Gap
36	1:03.715	
2	1:03.555	0.538
5	1:04.466	7.515
48	1:04.516	8.515
17	1:04.847	10.482
11	1:04.628	10.816
23	1:04.579	11.829
4	1:04.503	12.217
22	1:04.283	14.007
66	1:04.412	14.574
19	1:04.349	15.835
20	1:04.563	17.029
16	1:04.839	19.776
28	1:04.715	20.812

Title Partner Race Title Sponsor Global Partner Technical Partner Official Partners

FIA FORMULA E CHAMPIONSHIP 2018-19

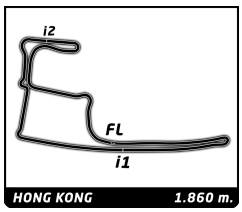

ABB FIA Formula E Championship

Round 5 - Hong Kong ePrix

Race

Analysis by lap

Official Timekeeper TAGHeuer

Lapped

Nr	Lap Time	Gap
25	1:06.193	25.033
8	1:06.017	28.504
7	1:05.588	28.982
27	1:05.143	29.173
Lap 15		
36	1:03.872	
2	1:03.839	0.505
5	1:04.352	7.995
48	1:04.204	8.847
11	1:04.870	11.814
17	1:06.032	12.642
23	1:05.146	13.103
4	1:05.192	13.537
22	1:04.170	14.305
66	1:04.303	15.005
19	1:04.227	16.190
20	1:04.900	18.057
16	1:04.625	20.529
28	1:04.593	21.533
25	1:05.331	26.492
8	1:05.175	29.807
7	1:05.336	30.446
27	1:05.625	30.926
Lap 16		
36	1:03.981	
2	1:03.937	0.461
5	1:04.014	8.028
48	1:04.229	9.095
11	1:04.275	12.108
17	1:04.470	13.131
23	1:04.654	13.776
4	1:04.607	14.163
22	1:04.598	14.922
66	1:04.942	15.966
19	1:04.980	17.189
20	1:04.297	18.373
16	1:04.581	21.129
28	1:04.964	22.516
25	1:05.613	28.124
8	1:04.983	30.809
7	1:04.765	31.230
27	1:04.899	31.844
Lap 17		
36	1:03.926	
2	1:03.805	0.340
5	1:04.124	8.226
48	1:04.476	9.645
11	1:04.349	12.531
17	1:04.444	13.649
23	1:04.312	14.162
4	1:04.483	14.720
22	1:04.166	15.162
66	1:03.712	15.752
19	1:03.709	16.972
20	1:04.006	18.453
16	1:04.471	21.674
28	1:04.640	23.230
25	1:05.579	29.777
8	1:05.323	32.206
7	1:05.335	32.639
Lap 18		
36	1:04.027	
2	1:04.101	0.414
5	1:04.506	8.705
48	1:04.876	10.494
11	1:04.158	12.662
17	1:05.019	14.641
23	1:04.845	14.980
4	1:04.816	15.509
22	1:05.431	16.566
66	1:05.210	16.935
19	1:04.740	17.685
20	1:04.529	18.955
16	1:04.520	22.167
28	1:04.615	23.818
25	1:05.389	31.139
8	1:04.881	33.060
7	1:05.803	34.415
Lap 19		
36	1:04.726	
2	1:04.748	0.436
48	1:03.967	9.735
5	1:06.502	10.481
11	1:04.157	12.093
23	1:05.047	15.301
4	1:04.757	15.540
17	1:06.715	16.630
22	1:05.624	17.464
66	1:05.586	17.795
19	1:05.286	18.245
20	1:04.622	18.851
16	1:04.342	21.783
28	1:04.122	23.214
25	1:04.479	30.892
8	1:04.984	33.318
7	1:04.817	34.506
Lap 20		
36	1:03.985	
2	1:04.001	0.452
48	1:03.257	9.007
5	1:03.674	10.170
11	1:03.870	11.978
4	1:04.885	16.440
17	1:05.148	17.793
22	1:04.847	18.326
66	1:04.945	18.755
19	1:04.930	19.190
20	1:05.112	19.978
16	1:05.287	23.085
28	1:04.699	23.928
25	1:04.513	31.420
8	1:04.982	34.315
7	1:04.506	35.027
Lap 21		
36	1:03.741	
2	1:03.566	0.277
48	1:03.636	8.902
11	1:04.173	12.410
4	1:03.567	16.266
17	1:04.552	18.604
66	1:04.448	19.462
19	1:04.492	19.941
20	1:04.589	20.826
16	1:04.844	24.188
28	1:04.469	24.656
22	1:11.788	26.373
25	1:04.451	32.130
8	1:05.342	35.916
7	1:05.259	36.545
Lap 22		
36	1:03.927	
2	1:04.002	0.352
48	1:03.748	8.723
11	1:04.367	12.850
4	1:03.462	15.801
17	1:04.292	18.969
66	1:03.858	19.393
19	1:03.679	19.693
20	1:03.794	20.693
16	1:04.694	24.955
28	1:05.175	25.904
22	1:04.373	26.819
8	1:05.050	37.039
7	1:04.967	37.585
25	1:26.721	54.924
Lap 23		
36	1:03.775	
2	1:03.802	0.379
48	1:04.397	9.345
11	1:03.688	12.763
4	1:03.237	15.263
66	1:03.926	19.544
19	1:04.656	20.574
17	1:06.195	21.389
20	1:04.858	21.776
16	1:04.362	25.542
28	1:03.978	26.107
22	1:04.175	27.219
8	1:04.569	37.833
7	1:04.618	38.428
25	1:08.839	59.988
Lap 24		
36	1:09.544	
2	1:10.004	0.839
48	1:07.217	7.018
11	1:07.455	10.674
4	1:09.436	15.155
66	1:12.288	22.288
19	1:12.232	23.262
17	1:15.231	27.076
20	1:15.420	27.652
16	1:12.812	28.810
28	1:13.412	29.975
22	1:13.853	31.528
8	1:16.800	45.089
7	1:18.604	47.488
25	1:12.960	1:03.404
Lap 25		
36	2:14.610	
2	2:14.331	0.560
48	2:09.945	2.353
11	2:07.282	3.346
4	2:03.938	4.483
66	1:57.440	5.118
19	1:57.172	5.824
17	1:55.231	7.697
20	1:55.477	8.519
16	1:55.295	9.495
28	1:55.100	10.465
22	1:55.149	12.067
8	1:43.705	14.184
7	1:42.559	15.437
25	1:28.907	17.701
Lap 26		
36	1:28.880	
2	1:28.763	0.443
48	1:27.699	1.172
11	1:27.146	1.612
4	1:26.493	2.096
66	1:26.635	2.873
19	1:26.644	3.588
17	1:25.093	3.910
20	1:24.635	4.274
16	1:24.351	4.966
28	1:23.908	5.493
22	1:22.828	6.015
8	1:21.729	7.033
7	1:20.948	7.505
25	1:19.665	8.486
Lap 27		
36	1:04.180	
2	1:04.204	0.467
48	1:04.475	1.467
11	1:04.464	1.896
4	1:04.573	2.489
66	1:04.267	2.960
19	1:04.133	3.541
17	1:04.275	4.005
20	1:04.515	4.609
16	1:04.624	5.410
28	1:04.676	5.989
22	1:05.809	7.644
8	1:05.257	8.110
7	1:05.422	8.747
25	1:04.993	9.299
Lap 28		
36	1:02.317	
2	1:02.358	0.508
48	1:03.569	2.719
11	1:03.757	3.336
4	1:03.779	3.951
66	1:03.868	4.511
19	1:03.715	4.939
17	1:03.769	5.457
20	1:03.719	6.011
16	1:03.859	6.952
28	1:03.780	7.452
22	1:03.766	9.093
8	1:04.003	9.796
7	1:03.857	10.287
25	1:04.348	11.330
Lap 29		
36	1:02.390	
2	1:02.414	0.532
48	1:03.251	3.580
11	1:03.214	4.160
4	1:03.202	4.763
66	1:03.238	5.359
19	1:03.748	6.297
17	1:03.719	6.786
20	1:03.561	7.182
16	1:03.705	8.267
28	1:03.688	8.750
22	1:03.797	10.500
8	1:03.866	11.272
7	1:03.898	11.795
25	1:03.611	12.551
Lap 30		
36	1:02.497	
2	1:02.518	0.553
48	1:03.370	4.453
11	1:03.653	5.316
4	1:03.631	5.897
66	1:03.580	6.442

Title Partner Race Title Sponsor Global Partner Technical Partner Official Partners
ABB CBMM Niobium Julius Bär MICHELIN TAG Heuer DHL SAUDIA Allianz BOSCH Heineken enel x BOSS modis ANTOFAGASTA MINERALS

FIA FORMULA E CHAMPIONSHIP 2018-19

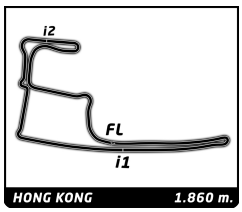

ABB FIA Formula E Championship

Round 5 - Hong Kong ePrix

Race

Analysis by lap

Official Timekeeper TAGHeuer

Lapped

Nr	Lap Time	Gap
19	1:03.535	7.335
17	1:03.790	8.079
20	1:03.975	8.660
16	1:03.919	9.689
28	1:03.743	9.996
8	1:04.378	13.153
7	1:05.242	14.540
25	1:04.802	14.856

Lap 31

Nr	Lap Time	Gap
36	1:03.112	
2	1:02.931	0.372
48	1:03.294	4.635
11	1:03.945	6.149
4	1:03.867	6.652
66	1:04.082	7.412
19	1:03.770	7.993
17	1:03.757	8.724
20	1:03.862	9.410
16	1:04.118	10.695
28	1:04.659	11.543
8	1:04.645	14.686
7	1:04.597	16.025
25	1:04.845	16.589

Lap 32

Nr	Lap Time	Gap
36	1:05.456	
2	1:06.188	1.104
48	1:03.811	2.990
11	1:04.352	5.045
4	1:06.382	7.578
66	1:06.514	8.470
19	1:06.828	9.365
17	1:08.249	11.517
20	1:08.287	12.241
16	1:08.374	13.613
28	1:08.457	14.544
8	1:10.535	19.765
7	1:09.934	20.503
25	1:10.903	22.036

Lap 33

Nr	Lap Time	Gap
36	3:21.271	
2	3:20.486	0.319
48	3:19.891	1.610
11	3:19.358	3.132
4	3:17.160	3.467
66	3:17.119	4.318
19	3:16.742	4.836
17	3:15.049	5.295
20	3:14.835	5.805
16	3:14.123	6.465
28	3:13.699	6.972
8	3:08.963	7.457
7	3:08.765	7.997
25	3:07.914	8.679

Lap 34

Nr	Lap Time	Gap
36	1:03.477	
2	1:03.492	0.334
48	1:03.789	1.922
11	1:05.256	4.911
4	1:05.324	5.314
66	1:05.215	6.056
19	1:05.170	6.529
17	1:05.095	6.913
20	1:05.072	7.400
16	1:05.250	8.238
28	1:05.333	8.828
8	1:05.405	9.385
7	1:05.587	10.107
25	1:07.934	13.136

Lap 35

Nr	Lap Time	Gap
2	1:07.495	
48	1:06.757	0.850
11	1:04.296	1.378
4	1:04.294	1.779
66	1:04.160	2.387
19	1:05.314	4.014
20	1:04.712	4.283
17	1:05.497	4.581
36	1:12.901	5.072
16	1:05.066	5.475
28	1:05.054	6.053
8	1:04.911	6.467
7	1:04.732	7.010
25	1:05.511	10.818

Lap 36

Nr	Lap Time	Gap
2	1:02.855	
48	1:03.699	1.694
11	1:04.159	2.682
4	1:04.306	3.230
66	1:04.147	3.679
19	1:03.793	4.952
20	1:04.283	5.711
17	1:04.336	6.062
16	1:04.698	7.318
28	1:04.988	8.186
7	1:04.757	8.912
8	1:05.907	9.519
25	1:05.335	13.298
36	1:23.747	25.964

Title Partner Race Title Sponsor Global Partner Technical Partner Official Partners

FIA FORMULA E CHAMPIONSHIP 2018-19

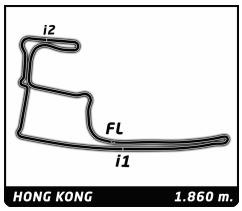

ABB FIA Formula E Championship

Round 5 - Hong Kong ePrix

Race

Analysis

Official Timekeeper TAGHeuer

250KW | 225KW | Personal Best | Session Best | **B** Crossing the finish line in pit lane

2 Sam BIRD — GBR

Envision Virgin Racing — Audi e-tron FE05

Lap	Time	Sector 1	Sector 2	Sector 3	Kph	Elapsed
1	1:14.825	21.292	25.234	28.299	84.6	1:14.825
2	1:09.425	19.036	23.368	27.021	96.4	2:24.250
3	1:34.368	18.663	31.292	44.413	71.0	3:58.618
4	16:31.020 B	1:00.126	1:16.774	...	6.8	20:29.638
5	1:57.486	47.745	30.925	38.816	57.0	22:27.124
6	1:07.105	18.098	23.116	25.891	99.8	23:34.229
7	1:06.087	18.439	22.652	24.996	101.3	24:40.316
8	1:05.489	17.615	23.067	24.807	102.2	25:45.805
9	1:04.602	17.629	22.413	24.560	103.7	26:50.407
10	1:04.721	17.773	22.165	24.783	103.5	27:55.128
11	1:03.992	17.690	22.049	24.253	104.6	28:59.120
12	1:03.939	17.740	22.004	24.195	104.7	30:03.059
13	1:03.971	17.686	21.944	24.341	104.7	31:07.030
14	1:03.555	17.590	21.793	24.172	105.4	32:10.585
15	1:03.839	17.733	21.811	24.295	104.9	33:14.424
16	1:03.937	17.710	21.871	24.356	104.7	34:18.361
17	1:03.805	17.663	21.748	24.394	104.9	35:22.166
18	1:04.101	17.785	21.912	24.404	104.5	36:26.267
19	1:04.748	17.721	22.729	24.298	103.4	37:31.015
20	1:04.001	17.687	22.177	24.137	104.6	38:35.016
21	1:03.566	17.707	21.665	24.194	105.3	39:38.582
22	1:04.002	17.819	21.922	24.261	104.6	40:42.584
23	1:03.802	17.791	21.769	24.242	104.9	41:46.386
24	1:10.004	17.851	21.875	30.278	95.7	42:56.390
25	2:14.331	44.097	49.869	40.365	49.8	45:10.721
26	1:28.763	26.907	29.961	31.895	75.4	46:39.484
27	1:04.204	17.728	22.101	24.375	104.3	47:43.688
28	1:02.358	17.218	21.226	23.914	107.4	48:46.046
29	1:02.414	17.175	21.166	24.073	107.3	49:48.460
30	1:02.518	17.385	21.105	24.028	107.1	50:50.978
31	1:02.931	17.591	21.234	24.106	106.4	51:53.909
32	1:06.188	17.919	21.198	27.071	101.2	53:00.097
33	3:20.486	59.887	1:31.406	49.193	33.4	56:20.583
34	1:03.492	17.959	21.515	24.018	105.5	57:24.075
35	1:07.495	17.665	23.652	26.178	99.2	58:31.570
36	1:02.855	17.634	21.225	23.996	106.5	59:34.425

4 Robin FRIJNS — NLD

Envision Virgin Racing — Audi e-tron FE05

Lap	Time	Sector 1	Sector 2	Sector 3	Kph	Elapsed
1	1:21.210	23.955	28.514	28.741	77.9	1:21.210
2	1:11.195	19.225	24.206	27.764	94.1	2:32.405
3	1:38.130	18.891	34.502	44.737	68.2	4:10.535
4	16:33.500 B	1:00.419	1:19.002	...	6.7	20:44.035
5	1:48.552	44.350	29.837	34.365	61.7	22:32.587
6	1:07.862	18.587	23.288	25.987	98.7	23:40.449
7	1:06.237	18.203	22.745	25.289	101.1	24:46.686
8	1:05.795	18.311	22.518	24.966	101.8	25:52.481
9	1:05.500	18.146	22.371	24.983	102.2	26:57.981
10	1:05.139	18.062	22.417	24.660	102.8	28:03.120
11	1:04.980	18.025	22.271	24.684	103.0	29:08.100
12	1:04.719	17.847	22.155	24.717	103.5	30:12.819
13	1:04.942	17.948	22.132	24.862	103.1	31:17.761
14	1:04.503	17.814	22.151	24.538	103.8	32:22.264
15	1:05.192	17.931	22.540	24.721	102.7	33:27.456
16	1:04.607	18.050	22.069	24.488	103.6	34:32.063
17	1:04.483	17.974	22.029	24.480	103.8	35:36.546
18	1:04.816	17.997	22.380	24.439	103.3	36:41.362
19	1:04.757	17.896	22.302	24.559	103.4	37:46.119
20	1:04.885	17.696	22.836	24.353	103.2	38:51.004
21	1:03.567	17.665	21.528	24.374	105.3	39:54.571
22	1:03.462	17.765	21.401	24.296	105.5	40:58.033
23	1:03.237	17.656	21.260	24.321	105.9	42:01.270
24	1:09.436	18.168	21.606	29.662	96.4	43:10.706
25	2:03.938	33.715	51.876	38.347	54.0	45:14.644
26	1:26.493	26.779	29.265	30.449	77.4	46:41.137
27	1:04.573	17.920	22.362	24.291	103.7	47:45.710
28	1:03.779	17.539	21.963	24.277	105.0	48:49.489
29	1:03.202	17.558	21.532	24.112	105.9	49:52.691
30	1:03.631	17.532	21.838	24.261	105.2	50:56.322
31	1:03.867	17.945	21.623	24.299	104.8	52:00.189
32	1:06.382	17.843	21.318	27.221	100.9	53:06.571
33	3:17.160	58.641	1:31.321	47.198	34.0	56:23.731
34	1:05.324	17.958	22.815	24.551	102.5	57:29.055
35	1:04.294	17.841	21.532	24.921	104.1	58:33.349
36	1:04.306	18.240	21.419	24.647	104.1	59:37.655

5 Stoffel VANDOORNE — BEL

HWA RACELAB — Venturi VFE05

Lap	Time	Sector 1	Sector 2	Sector 3	Kph	Elapsed
1	1:14.384	20.679	25.301	28.404	85.1	1:14.384
2	1:10.883	19.492	24.120	27.271	94.5	2:25.267
3	1:37.672	18.805	34.149	44.718	68.6	4:02.939
4	16:30.306 B	57.648	1:17.138	...	6.8	20:33.245
5	1:54.655	45.565	30.910	38.180	58.4	22:27.900
6	1:07.350	18.634	22.906	25.810	99.4	23:35.250
7	1:06.290	18.059	23.018	25.213	101.0	24:41.540
8	1:05.991	17.873	22.846	25.272	101.5	25:47.531
9	1:05.298	17.730	22.411	25.157	102.5	26:52.829
10	1:04.988	18.124	22.173	24.691	103.0	27:57.817
11	1:05.344	18.007	22.633	24.704	102.5	29:03.161
12	1:04.853	18.014	22.143	24.696	103.2	30:08.014
13	1:05.082	18.083	22.088	24.911	102.9	31:13.096
14	1:04.466	18.006	21.988	24.472	103.9	32:17.562
15	1:04.352	17.902	21.993	24.457	104.1	33:21.914
16	1:04.014	17.856	21.967	24.191	104.6	34:25.928
17	1:04.124	17.887	21.869	24.368	104.4	35:30.052
18	1:04.506	18.022	22.039	24.445	103.8	36:34.558
19	1:06.502	18.070	21.883	26.549	100.7	37:41.060
20	1:03.674	17.747	21.650	24.277	105.2	38:44.734

6 Felipe NASR — BRA

GEOX DRAGON — Penske EV-3

Lap	Time	Sector 1	Sector 2	Sector 3	Kph	Elapsed
1	1:25.894	26.965	30.721	28.208	73.7	1:25.894

7 José Maria LOPEZ — ARG

GEOX DRAGON — Penske EV-3

Lap	Time	Sector 1	Sector 2	Sector 3	Kph	Elapsed
1	1:24.074	26.652	28.745	28.677	75.3	1:24.074
2	1:11.252	19.773	23.785	27.694	94.0	2:35.326
3	2:28.199 B	20.075	47.731	1:20.393	45.2	5:03.525
4	15:54.080 B	33.392	1:18.016	...	7.0	20:57.605
5	1:43.513	44.461	28.688	30.364	64.7	22:41.118
6	1:07.559	18.188	23.450	25.921	99.1	23:48.677

Title Partner | Race Title Sponsor | Global Partner | Technical Partner | Official Partners
ABB | CBMM Niobium | Julius Bär | MICHELIN | TAG Heuer | DHL | SAUDIA | Allianz | BOSCH | Heineken | enel x | BOSS | modis | ANTOFAGASTA MINERALS

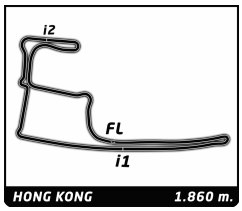

ABB FIA Formula E Championship

Round 5 - Hong Kong ePrix

Race

Analysis

Official Timekeeper TAGHeuer

250KW 225KW Personal Best Session Best **B** Crossing the finish line in pit lane

Lap	Time		Sector 1	Sector 2	Sector 3	Kph	Elapsed
7	1:07.020		18.029	23.461	25.530	99.9	24:55.697
8	1:06.668		18.045	23.200	25.423	100.4	26:02.365
9	1:05.536		17.869	22.645	25.022	102.2	27:07.901
10	1:09.837		18.181	25.686	25.970	95.9	28:17.738
11	1:05.740		18.160	22.508	25.072	101.9	29:23.478
12	1:05.133		18.056	22.247	24.830	102.8	30:28.611
13	1:04.830		18.041	22.108	24.681	103.3	31:33.441
14	1:05.588		18.066	21.944	25.578	102.1	32:39.029
15	1:05.336		18.448	22.164	24.724	102.5	33:44.365
16	1:04.765		17.984	22.018	24.763	103.4	34:49.130
17	1:05.335		18.177	22.351	24.807	102.5	35:54.465
18	1:05.803		19.132	22.060	24.611	101.8	37:00.268
19	1:04.817		18.182	21.735	24.900	103.3	38:05.085
20	1:04.506		18.094	21.809	24.603	103.8	39:09.591
21	1:05.259		17.990	22.210	25.059	102.6	40:14.850
22	1:04.967		18.079	21.768	25.120	103.1	41:19.817
23	1:04.618		18.030	21.721	24.867	103.6	42:24.435
24	1:18.604		18.687	28.825	31.092	85.2	43:43.039
25	1:42.559		23.298	41.844	37.417	65.3	45:25.598
26	1:20.948		28.268	24.996	27.684	82.7	46:46.546
27	1:05.422		18.270	22.159	24.993	102.4	47:51.968
28	1:03.857		18.085	21.330	24.442	104.9	48:55.825
29	1:03.898		18.045	21.451	24.402	104.8	49:59.723
30	1:05.242		18.171	21.472	25.599	102.6	51:04.965
31	1:04.597		17.954	21.360	25.283	103.7	52:09.562
32	1:09.934		17.626	21.032	31.276	95.7	53:19.496
33	3:08.765		59.175	1:31.062	38.528	35.5	56:28.261
34	1:05.587		18.846	22.451	24.290	102.1	57:33.848
35	1:04.732		18.217	21.749	24.766	103.4	58:38.580
36	1:04.757		18.176	21.912	24.669	103.4	59:43.337

8 Tom DILLMANN — FRA

NIO Formula E Team — NIO Sport 004

Lap	Time		Sector 1	Sector 2	Sector 3	Kph	Elapsed
1	1:25.216		24.585	32.013	28.618	74.3	1:25.216
2	1:11.742		19.379	24.466	27.897	93.3	2:36.958
3	1:55.251		24.539	45.943	44.769	58.1	4:32.209
4	16:20.840 B		48.823	1:22.322	...	6.8	20:53.049
5	1:45.970		44.116	29.674	32.180	63.2	22:39.019
6	1:08.282		18.566	23.707	26.009	98.1	23:47.301
7	1:06.834		18.356	22.824	25.654	100.2	24:54.135
8	1:06.816		18.171	23.037	25.608	100.2	26:00.951
9	1:06.195		18.005	22.717	25.473	101.2	27:07.146
10	1:08.890		18.836	24.703	25.351	97.2	28:16.036
11	1:06.058		18.349	22.760	24.949	101.4	29:22.094
12	1:05.352		18.216	22.360	24.776	102.5	30:27.446
13	1:05.088		18.345	22.168	24.575	102.9	31:32.534
14	1:06.017		18.132	22.191	25.694	101.4	32:38.551
15	1:05.175		18.191	22.221	24.763	102.7	33:43.726
16	1:04.983		18.135	22.063	24.785	103.0	34:48.709
17	1:05.323		18.242	22.392	24.689	102.5	35:54.032
18	1:04.881		18.183	21.957	24.741	103.2	36:58.913
19	1:04.984		18.149	21.997	24.838	103.0	38:03.897
20	1:04.982		18.213	21.956	24.813	103.0	39:08.879
21	1:05.342		18.335	22.195	24.812	102.5	40:14.221
22	1:05.050		18.201	21.891	24.958	102.9	41:19.271
23	1:04.569		18.167	21.738	24.664	103.7	42:23.840
24	1:16.800		18.768	27.971	30.061	87.2	43:40.640
25	1:43.705		24.089	42.136	37.480	64.6	45:24.345
26	1:21.729		28.266	25.800	27.663	81.9	46:46.074
27	1:05.257		18.011	22.476	24.770	102.6	47:51.331
28	1:04.003		17.809	21.549	24.645	104.6	48:55.334
29	1:03.866		17.780	21.580	24.506	104.8	49:59.200
30	1:04.378		17.939	21.391	25.048	104.0	51:03.578
31	1:04.645		18.189	21.709	24.747	103.6	52:08.223
32	1:10.535		18.079	21.416	31.040	94.9	53:18.758
33	3:08.963		57.945	1:31.678	39.340	35.4	56:27.721
34	1:05.405		18.990	21.871	24.544	102.4	57:33.126
35	1:04.911		18.392	21.820	24.699	103.2	58:38.037
36	1:05.907		18.716	22.416	24.775	101.6	59:43.944

11 Lucas DI GRASSI — BRA

Audi Sport Abt Schaeffler Formula E Te — Audi e-tron FE05

Lap	Time		Sector 1	Sector 2	Sector 3	Kph	Elapsed
1	1:18.270		21.470	28.162	28.638	80.9	1:18.270
2	1:10.622		18.996	24.149	27.477	94.8	2:28.892
3	1:38.664		18.627	34.507	45.530	67.9	4:07.556
4	16:32.566 B		59.273	1:18.501	...	6.7	20:40.122
5	1:51.175		44.817	29.550	36.808	60.2	22:31.297
6	1:07.439		18.342	23.109	25.988	99.3	23:38.736
7	1:05.767		17.677	22.854	25.236	101.8	24:44.503
8	1:05.896		17.598	23.127	25.171	101.6	25:50.399
9	1:05.483		17.601	22.915	24.967	102.3	26:55.882
10	1:05.570		17.985	22.761	24.824	102.1	28:01.452
11	1:05.217		17.928	22.621	24.668	102.7	29:06.669
12	1:04.676		17.805	22.234	24.637	103.5	30:11.345
13	1:04.890		17.885	22.439	24.566	103.2	31:16.235
14	1:04.628		17.838	22.313	24.477	103.6	32:20.863
15	1:04.870		17.942	22.532	24.396	103.2	33:25.733
16	1:04.275		17.881	22.107	24.287	104.2	34:30.008
17	1:04.349		17.727	22.272	24.350	104.1	35:34.357
18	1:04.158		17.766	21.958	24.434	104.4	36:38.515
19	1:04.157		17.787	21.990	24.380	104.4	37:42.672
20	1:03.870		17.771	21.804	24.295	104.8	38:46.542
21	1:04.173		17.791	21.726	24.656	104.3	39:50.715
22	1:04.367		17.850	21.993	24.524	104.0	40:55.082
23	1:03.688		17.890	21.505	24.293	105.1	41:58.770
24	1:07.455		17.726	21.913	27.816	99.3	43:06.225
25	2:07.282		37.406	50.435	39.441	52.6	45:13.507
26	1:27.146		27.271	28.863	31.012	76.8	46:40.653
27	1:04.464		17.692	22.412	24.360	103.9	47:45.117
28	1:03.757		17.509	22.177	24.071	105.0	48:48.874
29	1:03.214		17.481	21.686	24.047	105.9	49:52.088
30	1:03.653		17.450	21.929	24.274	105.2	50:55.741
31	1:03.945		17.919	21.576	24.450	104.7	51:59.686
32	1:04.352		17.780	21.386	25.186	104.1	53:04.038
33	3:19.358		59.883	1:30.607	48.868	33.6	56:23.396
34	1:05.256		18.127	22.739	24.390	102.6	57:28.652
35	1:04.296		17.738	21.567	24.991	104.1	58:32.948
36	1:04.159		17.909	21.726	24.524	104.4	59:37.107

16 Oliver TURVEY — GBR

NIO Formula E Team — NIO Sport 004

Lap	Time		Sector 1	Sector 2	Sector 3	Kph	Elapsed
1	1:22.914		26.014	28.162	28.738	76.3	1:22.914
2	1:11.510		19.668	24.016	27.826	93.6	2:34.424
3	1:46.127		19.053	42.307	44.767	63.1	4:20.551
4	16:29.801 B		55.729	1:18.293	...	6.8	20:50.352

Title Partner Race Title Sponsor Global Partner Technical Partner Official Partners
ABB CBMM Niobium Julius Bär MICHELIN TAG Heuer DHL SAUDIA Allianz BOSCH Heineken enel x BOSS modis ANTOFAGASTA MINERALS

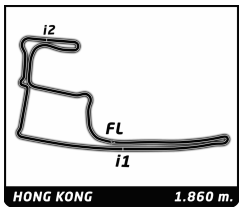

ABB FIA Formula E Championship
Round 5 - Hong Kong ePrix
Race

Analysis

Official Timekeeper TAGHeuer

250KW | 225KW | Personal Best | Session Best | **B** Crossing the finish line in pit lane

Lap	Time		Sector 1	Sector 2	Sector 3	Kph	Elapsed
5	1:47.160	225	42.709	30.077	34.374	62.5	22:37.512
6	1:08.315	225	18.771	23.393	26.151	98.0	23:45.827
7	1:06.307	225	18.131	22.771	25.405	101.0	24:52.134
8	1:05.865	225	17.963	22.714	25.188	101.7	25:57.999
9	1:05.727	225	18.005	22.546	25.176	101.9	27:03.726
10	1:05.878		18.285	22.650	24.943	101.6	28:09.604
11	1:05.297		18.141	22.423	24.733	102.5	29:14.901
12	1:05.114		18.151	22.311	24.652	102.8	30:20.015
13	1:04.969		18.037	22.227	24.705	103.1	31:24.984
14	1:04.839		18.044	22.244	24.551	103.3	32:29.823
15	1:04.625		17.988	22.114	24.523	103.6	33:34.448
16	1:04.581		18.032	22.009	24.540	103.7	34:39.029
17	1:04.471		17.987	21.925	24.559	103.9	35:43.500
18	1:04.520		17.985	21.975	24.560	103.8	36:48.020
19	1:04.342		17.981	21.797	24.564	104.1	37:52.362
20	1:05.287		18.237	22.551	24.499	102.6	38:57.649
21	1:04.844		18.049	22.160	24.635	103.3	40:02.493
22	1:04.694		18.045	22.088	24.561	103.5	41:07.187
23	1:04.362		18.036	21.810	24.516	104.0	42:11.549
24	1:12.812		18.038	23.314	31.460	92.0	43:24.361
25	1:55.295		27.851	50.357	37.087	58.1	45:19.656
26	1:24.351	225	27.316	27.984	29.051	79.4	46:44.007
27	1:04.624	225	18.246	21.869	24.509	103.6	47:48.631
28	1:03.859	225	17.896	21.476	24.487	104.9	48:52.490
29	1:03.705	225	17.803	21.452	24.450	105.1	49:56.195
30	1:03.919	225	17.739	21.611	24.569	104.8	51:00.114
31	1:04.118		18.062	21.535	24.521	104.4	52:04.232
32	1:08.374		17.998	21.576	28.800	97.9	53:12.606
33	3:14.123		1:00.671	1:31.337	42.115	34.5	56:26.729
34	1:05.250		18.659	21.912	24.679	102.6	57:31.979
35	1:05.066		18.111	22.108	24.847	102.9	58:37.045
36	1:04.698		18.228	21.851	24.619	103.5	59:41.743

17 Gary PAFFETT — GBR
HWA RACELAB — Venturi VFE05

Lap	Time		Sector 1	Sector 2	Sector 3	Kph	Elapsed
1	1:16.427		21.099	27.260	28.068	82.8	1:16.427
2	1:09.869		19.294	23.452	27.123	95.8	2:26.296
3	1:38.583		18.839	35.004	44.740	67.9	4:04.879
4	16:31.140 B		58.356	1:18.114	...	6.8	20:36.019
5	1:52.852	225	45.865	29.998	36.989	59.3	22:28.871
6	1:07.115	225	18.252	23.086	25.777	99.8	23:35.986
7	1:06.543	225	18.112	23.138	25.293	100.6	24:42.529
8	1:07.215	225	17.891	24.137	25.187	99.6	25:49.744
9	1:05.682	225	17.797	22.757	25.128	101.9	26:55.426
10	1:05.359		18.074	22.573	24.712	102.4	28:00.785
11	1:05.206		18.108	22.358	24.740	102.7	29:05.991
12	1:04.907		18.053	22.101	24.753	103.2	30:10.898
13	1:04.784		17.903	22.201	24.680	103.4	31:15.682
14	1:04.847		17.964	22.006	24.877	103.3	32:20.529
15	1:06.032		18.082	23.279	24.671	101.4	33:26.561
16	1:04.470		17.974	22.073	24.423	103.9	34:31.031
17	1:04.444		17.970	21.966	24.508	103.9	35:35.475
18	1:05.019		18.021	22.346	24.652	103.0	36:40.494
19	1:06.715		19.031	22.704	24.980	100.4	37:47.209
20	1:05.148		17.923	22.516	24.709	102.8	38:52.357
21	1:04.552		17.919	22.163	24.470	103.7	39:56.909
22	1:04.292		17.931	21.625	24.736	104.1	41:01.201
23	1:06.195		18.307	22.233	25.655	101.2	42:07.396
24	1:15.231		18.078	24.021	33.132	89.0	43:22.627
25	1:55.231		27.609	49.650	37.972	58.1	45:17.858
26	1:25.093	225	27.673	27.793	29.627	78.7	46:42.951
27	1:04.275	225	18.117	21.828	24.330	104.2	47:47.226
28	1:03.769	225	17.880	21.615	24.274	105.0	48:50.995
29	1:03.719	225	17.910	21.442	24.367	105.1	49:54.714
30	1:03.790	225	17.693	21.719	24.378	105.0	50:58.504
31	1:03.757		17.963	21.377	24.417	105.0	52:02.261
32	1:08.249		17.888	21.416	28.945	98.1	53:10.510
33	3:15.049		59.457	1:32.437	43.155	34.3	56:25.559
34	1:05.095		18.460	21.890	24.745	102.9	57:30.654
35	1:05.497		18.528	22.417	24.552	102.2	58:36.151
36	1:04.336		18.067	22.052	24.217	104.1	59:40.487

19 Felipe MASSA — BRA
Venturi Formula E Team — Venturi VFE05

Lap	Time		Sector 1	Sector 2	Sector 3	Kph	Elapsed
1	1:20.057		22.292	28.529	29.236	79.1	1:20.057
2	1:12.103		19.961	24.171	27.971	92.9	2:32.160
3	1:44.313		19.763	38.578	45.972	64.2	4:16.473
4	16:30.033 B		57.092	1:18.371	...	6.8	20:46.506
5	1:48.431	225	44.479	29.867	34.085	61.8	22:34.937
6	1:08.446	225	18.995	23.374	26.077	97.8	23:43.383
7	1:06.631	225	18.202	23.039	25.390	100.5	24:50.014
8	1:06.107	225	18.115	22.713	25.279	101.3	25:56.121
9	1:05.291	225	17.885	22.365	25.041	102.6	27:01.412
10	1:05.493		18.034	22.360	25.099	102.2	28:06.905
11	1:05.365		18.107	22.534	24.724	102.4	29:12.270
12	1:04.620		17.938	21.999	24.683	103.6	30:16.890
13	1:04.643		17.833	22.086	24.724	103.6	31:21.533
14	1:04.349		17.873	22.024	24.452	104.1	32:25.882
15	1:04.227		17.864	21.876	24.487	104.3	33:30.109
16	1:04.980		17.826	21.997	25.157	103.0	34:35.089
17	1:03.709		17.772	21.767	24.170	105.1	35:38.798
18	1:04.740		17.875	22.446	24.419	103.4	36:43.538
19	1:05.286	225	17.806	22.191	25.289	102.6	37:48.824
20	1:04.930	225	17.869	22.448	24.613	103.1	38:53.754
21	1:04.492	225	18.085	21.974	24.433	103.8	39:58.246
22	1:03.679	225	17.748	21.530	24.401	105.2	41:01.925
23	1:04.656	225	17.949	22.155	24.552	103.6	42:06.581
24	1:12.232		17.817	23.008	31.407	92.7	43:18.813
25	1:57.172		27.636	51.503	38.033	57.1	45:15.985
26	1:26.644		27.518	28.817	30.309	77.3	46:42.629
27	1:04.133		18.123	21.644	24.366	104.4	47:46.762
28	1:03.715		17.962	21.362	24.391	105.1	48:50.477
29	1:03.748		17.907	21.383	24.458	105.0	49:54.225
30	1:03.535		17.743	21.370	24.422	105.4	50:57.760
31	1:03.770		17.990	21.316	24.464	105.0	52:01.530
32	1:06.828		17.817	21.292	27.719	100.2	53:08.358
33	3:16.742		1:00.060	1:31.177	45.505	34.0	56:25.100
34	1:05.170		18.023	22.273	24.874	102.7	57:30.270
35	1:05.314		18.297	21.493	25.524	102.5	58:35.584
36	1:03.793		18.024	21.479	24.290	105.0	59:39.377

20 Mitch EVANS — NZL
Panasonic Jaguar Racing — Jaguar I-Type III

Lap	Time		Sector 1	Sector 2	Sector 3	Kph	Elapsed
1	1:22.175		24.987	28.536	28.652	77.0	1:22.175
2	1:11.288		19.640	23.911	27.737	93.9	2:33.463

Title Partner | Race Title Sponsor | Global Partner | Technical Partner | Official Partners
ABB | CBMM Niobium | Julius Bär | MICHELIN | TAG Heuer | DHL | SAUDIA | Allianz | BOSCH | Heineken | enel x | BOSS | modis | ANTOFAGASTA MINERALS

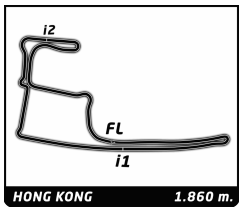

ABB FIA Formula E Championship

Round 5 - Hong Kong ePrix

Race

Analysis

Official Timekeeper TAGHeuer

250KW 225KW Personal Best Session Best **B** Crossing the finish line in pit lane

Lap	Time		Sector 1	Sector 2	Sector 3	Kph	Elapsed
3	1:44.119		18.884	40.114	45.121	64.3	4:17.582
4	16:30.857 B		57.080	1:18.900	...	6.8	20:48.439
5	1:46.795		43.425	29.599	33.771	62.7	22:35.234
6	1:08.919		19.025	23.821	26.073	97.2	23:44.153
7	1:06.595		18.044	23.142	25.409	100.5	24:50.748
8	1:05.929		18.056	22.867	25.006	101.6	25:56.677
9	1:05.820		17.985	22.851	24.984	101.7	27:02.497
10	1:05.192		18.160	22.445	24.587	102.7	28:07.689
11	1:05.180		18.043	22.491	24.646	102.7	29:12.869
12	1:04.877		17.953	22.311	24.613	103.2	30:17.746
13	1:04.767		17.931	22.302	24.534	103.4	31:22.513
14	1:04.563		17.871	22.141	24.551	103.7	32:27.076
15	1:04.900		17.996	22.375	24.529	103.2	33:31.976
16	1:04.297		17.859	22.031	24.407	104.1	34:36.273
17	1:04.006		17.820	21.822	24.364	104.6	35:40.279
18	1:04.529		18.062	22.048	24.419	103.8	36:44.808
19	1:04.622		17.937	21.970	24.715	103.6	37:49.430
20	1:05.112		18.228	22.473	24.411	102.8	38:54.542
21	1:04.589		18.104	22.135	24.350	103.7	39:59.131
22	1:03.794		17.880	21.610	24.304	105.0	41:02.925
23	1:04.858		17.933	21.956	24.969	103.2	42:07.783
24	1:15.420		18.042	24.107	33.271	88.8	43:23.203
25	1:55.477		28.011	49.806	37.660	58.0	45:18.680
26	1:24.635		27.370	27.972	29.293	79.1	46:43.315
27	1:04.515		18.140	21.878	24.497	103.8	47:47.830
28	1:03.719		17.698	21.719	24.302	105.1	48:51.549
29	1:03.561		17.862	21.385	24.314	105.3	49:55.110
30	1:03.975		17.846	21.635	24.494	104.7	50:59.085
31	1:03.862		17.857	21.552	24.453	104.9	52:02.947
32	1:08.287		17.937	21.439	28.911	98.1	53:11.234
33	3:14.835		1:00.561	1:30.998	43.276	34.4	56:26.069
34	1:05.072		18.319	22.022	24.731	102.9	57:31.141
35	1:04.712		18.148	21.756	24.808	103.5	58:35.853
36	1:04.283		18.361	21.556	24.366	104.2	59:40.136

22 Oliver ROWLAND — GBR

Nissan e.dams — Nissan IM01

Lap	Time		Sector 1	Sector 2	Sector 3	Kph	Elapsed
1	1:13.197		20.273	24.938	27.986	86.5	1:13.197
2	1:09.843		19.135	23.593	27.115	95.9	2:23.040
3	1:34.684		18.641	31.646	44.397	70.7	3:57.724
4	15:00.259 B		1:00.042	1:17.315	...	7.4	18:57.983
5	3:28.521		2:18.338	31.791	38.392	32.1	22:26.504
6	1:07.186		18.216	23.146	25.824	99.7	23:33.690
7	1:14.847		26.040	23.226	25.581	89.5	24:48.537
8	1:06.138		17.641	23.554	24.943	101.2	25:54.675
9	1:05.205		17.576	22.431	25.198	102.7	26:59.880
10	1:04.987		17.583	22.524	24.880	103.0	28:04.867
11	1:04.940		17.571	22.781	24.588	103.1	29:09.807
12	1:04.586		17.490	22.100	24.996	103.7	30:14.393
13	1:05.378		17.638	22.155	25.585	102.4	31:19.771
14	1:04.283		17.690	21.943	24.650	104.2	32:24.054
15	1:04.170		17.539	22.134	24.497	104.3	33:28.224
16	1:04.598		17.857	22.054	24.687	103.7	34:32.822
17	1:04.166		17.625	21.991	24.550	104.4	35:36.988
18	1:05.431		18.048	22.357	25.026	102.3	36:42.419
19	1:05.624		17.692	22.500	25.432	102.0	37:48.043
20	1:04.847		17.720	22.268	24.859	103.3	38:52.890
21	1:11.788		17.609	29.368	24.811	93.3	40:04.678
22	1:04.373		17.752	21.952	24.669	104.0	41:09.051
23	1:04.175		17.744	21.736	24.695	104.3	42:13.226
24	1:13.853		17.579	23.674	32.600	90.7	43:27.079
25	1:55.149		28.275	50.780	36.094	58.2	45:22.228
26	1:22.828		27.448	26.887	28.493	80.8	46:45.056
27	1:05.809		18.473	22.690	24.646	101.7	47:50.865
28	1:03.766		17.610	21.743	24.413	105.0	48:54.631
29	1:03.797		17.771	21.556	24.470	105.0	49:58.428

23 Sébastien BUEMI — CHE

Nissan e.dams — Nissan IM01

Lap	Time		Sector 1	Sector 2	Sector 3	Kph	Elapsed
1	1:20.519		22.715	29.290	28.514	78.6	1:20.519
2	1:10.231		19.001	23.703	27.527	95.3	2:30.750
3	1:37.990		18.606	33.959	45.425	68.3	4:08.740
4	16:33.788 B		1:00.062	1:18.157	...	6.7	20:42.528
5	1:49.293		44.466	28.798	36.029	61.3	22:31.821
6	1:07.875		18.166	23.817	25.892	98.7	23:39.696
7	1:06.139		17.603	23.264	25.272	101.2	24:45.835
8	1:05.771		17.625	23.039	25.107	101.8	25:51.606
9	1:05.715		17.539	23.015	25.161	101.9	26:57.321
10	1:05.466		17.835	22.734	24.897	102.3	28:02.787
11	1:04.855		17.705	22.432	24.718	103.2	29:07.642
12	1:04.761		17.601	22.453	24.707	103.4	30:12.403
13	1:04.894		17.695	22.381	24.818	103.2	31:17.297
14	1:04.579		17.590	22.353	24.636	103.7	32:21.876
15	1:05.146		17.635	22.891	24.620	102.8	33:27.022
16	1:04.654		17.918	22.219	24.517	103.6	34:31.676
17	1:04.312		17.658	22.223	24.431	104.1	35:35.988
18	1:04.845		17.770	22.796	24.279	103.3	36:40.833
19	1:05.047		18.163	22.118	24.766	102.9	37:45.880

25 Jean-Eric VERGNE — FRA

DS TECHEETAH — DS E-TENSE FE19

Lap	Time		Sector 1	Sector 2	Sector 3	Kph	Elapsed
1	1:23.365		25.734	29.209	28.422	75.9	1:23.365
2	1:31.923		28.406	36.179	27.338	72.8	2:55.288
3	1:54.988		43.919	42.116	28.953	58.2	4:50.276
4	16:05.201 B		33.094	1:21.519	...	6.9	20:55.477
5	1:44.050		43.187	29.321	31.542	64.4	22:39.527
6	1:08.029		18.578	23.713	25.738	98.4	23:47.556
7	1:07.024		18.326	23.289	25.409	99.9	24:54.580
8	1:06.725		18.182	23.212	25.331	100.4	26:01.305
9	1:06.066		17.926	22.940	25.200	101.4	27:07.371
10	1:06.758		19.202	22.775	24.781	100.3	28:14.129
11	1:04.705		17.910	22.234	24.561	103.5	29:18.834
12	1:05.079		17.889	22.508	24.682	102.9	30:23.913
13	1:04.974		17.995	21.956	25.023	103.1	31:28.887
14	1:06.193		17.896	23.665	24.632	101.2	32:35.080
15	1:05.331		17.926	22.619	24.786	102.5	33:40.411
16	1:05.613		18.147	22.513	24.953	102.1	34:46.024
17	1:05.579		18.327	22.551	24.701	102.1	35:51.603
18	1:05.389		18.159	22.603	24.627	102.4	36:56.992
19	1:04.479		17.918	22.085	24.476	103.8	38:01.471
20	1:04.513		17.988	21.978	24.547	103.8	39:05.984
21	1:04.451		18.000	21.779	24.672	103.9	40:10.435
22	1:26.721 B		17.917	21.902	46.902	77.2	41:37.156
23	1:08.839		22.023	22.132	24.684	97.3	42:45.995
24	1:12.960		23.260	23.257	26.443	91.8	43:58.955

Title Partner Race Title Sponsor Global Partner Technical Partner Official Partners
ABB CBMM Niobium Julius Bär MICHELIN TAG Heuer DHL SAUDIA Allianz BOSCH Heineken enel x BOSS modis ANTOFAGASTA MINERALS

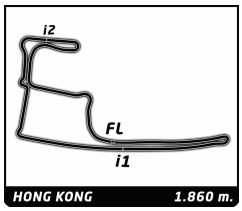

ABB FIA Formula E Championship

Round 5 - Hong Kong ePrix

Race

Analysis

Official Timekeeper TAGHeuer

250KW 225KW Personal Best Session Best **B** Crossing the finish line in pit lane

Lap	Time		Sector 1	Sector 2	Sector 3	Kph	Elapsed
25	1:28.907		18.688	32.263	37.956	75.3	45:27.862
26	1:19.665		28.346	24.951	26.368	84.1	46:47.527
27	1:04.993		18.094	21.970	24.929	103.0	47:52.520
28	1:04.348		18.181	21.678	24.489	104.1	48:56.868
29	1:03.611		17.932	21.303	24.376	105.3	50:00.479
30	1:04.802		18.111	21.399	25.292	103.3	51:05.281
31	1:04.845	225KW	18.205	21.610	25.030	103.3	52:10.126
32	1:10.903	225KW	17.688	21.086	32.129	94.4	53:21.029
33	3:07.914		1:01.766	1:30.609	35.539	35.6	56:28.943
34	1:07.934		19.257	23.036	25.641	98.6	57:36.877
35	1:05.511		17.816	21.739	25.956	102.2	58:42.388
36	1:05.335		17.744	22.927	24.664	102.5	59:47.723

27 Alexander SIMS — GBR

BMW i ANDRETTI MOTORSPORT — BMW iFE.18

Lap	Time		Sector 1	Sector 2	Sector 3	Kph	Elapsed
1	1:20.055		22.846	28.390	28.819	79.1	1:20.055
2	1:38.312		32.081	37.776	28.455	68.1	2:58.367
3	1:58.599		44.505	41.787	32.307	56.5	4:56.966
4	15:59.508 B		32.985	1:19.939	...	7.0	20:56.474
5	1:43.607	225KW	44.776	28.409	30.422	64.6	22:40.081
6	1:07.971	225KW	18.604	23.493	25.874	98.5	23:48.052
7	1:07.272	225KW	18.052	23.508	25.712	99.5	24:55.324
8	1:10.400	225KW	18.038	27.032	25.330	95.1	26:05.724
9	1:06.188	225KW	18.010	22.888	25.290	101.2	27:11.912
10	1:06.215		18.282	22.990	24.943	101.1	28:18.127
11	1:05.804		18.310	22.568	24.926	101.8	29:23.931
12	1:05.192		18.144	22.226	24.822	102.7	30:29.123
13	1:04.954		18.087	22.267	24.600	103.1	31:34.077
14	1:05.143		18.029	22.290	24.824	102.8	32:39.220
15	1:05.625		18.577	22.423	24.625	102.0	33:44.845
16	1:04.899		18.131	22.192	24.576	103.2	34:49.744

28 Antonio Felix DA COSTA — PRT

BMW i ANDRETTI MOTORSPORT — BMW iFE.18

Lap	Time		Sector 1	Sector 2	Sector 3	Kph	Elapsed
1	1:24.563		27.075	29.132	28.356	74.8	1:24.563
2	1:11.237		19.521	24.451	27.265	94.0	2:35.800
3	1:49.352		19.942	49.183	40.227	61.2	4:25.152
4	16:26.272 B		53.623	1:17.627	...	6.8	20:51.424
5	1:46.348	225KW	43.055	29.610	33.683	63.0	22:37.772
6	1:08.475	225KW	18.707	23.767	26.001	97.8	23:46.247
7	1:06.468	225KW	18.097	22.986	25.385	100.7	24:52.715
8	1:05.913	225KW	17.797	22.906	25.210	101.6	25:58.628
9	1:06.197	225KW	17.828	22.958	25.411	101.2	27:04.825
10	1:05.806		18.089	22.711	25.006	101.8	28:10.631
11	1:05.615		17.967	22.541	25.107	102.0	29:16.246
12	1:05.127		18.088	22.369	24.670	102.8	30:21.373
13	1:04.771		17.855	22.253	24.663	103.4	31:26.144
14	1:04.715		17.806	22.302	24.607	103.5	32:30.859
15	1:04.593		17.781	22.271	24.541	103.7	33:35.452
16	1:04.964		17.813	22.430	24.721	103.1	34:40.416
17	1:04.640		17.920	22.177	24.543	103.6	35:45.056
18	1:04.615		17.772	22.291	24.552	103.6	36:49.671
19	1:04.122		17.836	21.859	24.427	104.4	37:53.793
20	1:04.699		18.046	22.059	24.594	103.5	38:58.492
21	1:04.469		17.835	22.242	24.392	103.9	40:02.961
22	1:05.175	250KW	17.678	22.830	24.667	102.7	41:08.136
23	1:03.978		17.905	21.653	24.420	104.7	42:12.114
24	1:13.412		17.850	23.636	31.926	91.2	43:25.526
25	1:55.100		28.728	50.159	36.213	58.2	45:20.626
26	1:23.908	225KW	27.230	27.749	28.929	79.8	46:44.534
27	1:04.676	225KW	18.443	21.787	24.446	103.5	47:49.210
28	1:03.780	225KW	17.877	21.584	24.319	105.0	48:52.990
29	1:03.688	225KW	17.758	21.468	24.462	105.1	49:56.678
30	1:03.743	225KW	17.704	21.657	24.382	105.0	51:00.421
31	1:04.659		18.301	21.774	24.584	103.6	52:05.080
32	1:08.457		17.889	21.612	28.956	97.8	53:13.537
33	3:13.699		1:01.411	1:31.822	40.466	34.6	56:27.236
34	1:05.333		18.727	22.201	24.405	102.5	57:32.569
35	1:05.054		18.156	22.211	24.687	102.9	58:37.623
36	1:04.988		18.470	21.878	24.640	103.0	59:42.611

36 André LOTTERER — DEU

DS TECHEETAH — DS E-TENSE FE19

Lap	Time		Sector 1	Sector 2	Sector 3	Kph	Elapsed
1	1:16.024		20.870	27.099	28.055	83.2	1:16.024
2	1:09.726		18.917	23.441	27.368	96.0	2:25.750
3	1:37.801		18.770	33.793	45.238	68.5	4:03.551
4	16:30.898 B		58.155	1:17.424	...	6.8	20:34.449
5	1:53.710	225KW	45.419	30.509	37.782	58.9	22:28.159
6	1:06.366	225KW	18.040	22.645	25.681	100.9	23:34.525
7	1:06.170	225KW	18.409	22.773	24.988	101.2	24:40.695
8	1:04.767	225KW	17.756	21.858	25.153	103.4	25:45.462
9	1:04.389	225KW	17.710	22.020	24.659	104.0	26:49.851
10	1:04.220		17.929	21.930	24.361	104.3	27:54.071
11	1:04.247		17.776	22.035	24.436	104.2	28:58.318
12	1:04.167		17.884	21.993	24.290	104.4	30:02.485
13	1:03.847		17.838	21.695	24.314	104.9	31:06.332
14	1:03.715		17.748	21.693	24.274	105.1	32:10.047
15	1:03.872		17.907	21.664	24.301	104.8	33:13.919
16	1:03.981		17.719	22.024	24.238	104.7	34:17.900
17	1:03.926		17.777	21.727	24.422	104.7	35:21.826
18	1:04.027		17.860	21.874	24.293	104.6	36:25.853
19	1:04.726		17.775	22.608	24.343	103.5	37:30.579
20	1:03.985		17.766	22.022	24.197	104.6	38:34.564
21	1:03.741		17.734	21.627	24.380	105.1	39:38.305
22	1:03.927		17.872	21.683	24.372	104.7	40:42.232
23	1:03.775		17.797	21.656	24.322	105.0	41:46.007
24	1:09.544		17.947	21.831	29.766	96.3	42:55.551
25	2:14.610		44.006	50.099	40.505	49.7	45:10.161
26	1:28.880	225KW	26.852	29.605	32.423	75.3	46:39.041
27	1:04.180	225KW	17.875	22.180	24.125	104.3	47:43.221
28	1:02.317	225KW	17.321	21.093	23.903	107.5	48:45.538
29	1:02.390	225KW	17.356	21.067	23.967	107.3	49:47.928
30	1:02.497	225KW	17.366	21.131	24.000	107.1	50:50.425
31	1:03.112		17.700	21.200	24.212	106.1	51:53.537
32	1:05.456		17.902	21.155	26.399	102.3	52:58.993
33	3:21.271		59.708	1:30.164	51.399	33.3	56:20.264
34	1:03.477		18.026	21.247	24.204	105.5	57:23.741
35	1:12.901		17.750	23.591	31.560	91.9	58:36.642
36	1:23.747		21.924	29.632	32.191	80.0	1:00:00.389

48 Edoardo MORTARA — CHE

Venturi Formula E Team — Venturi VFE05

Lap	Time		Sector 1	Sector 2	Sector 3	Kph	Elapsed
1	1:17.474		21.856	26.999	28.619	81.7	1:17.474
2	1:10.568		19.043	24.075	27.450	94.9	2:28.042

Title Partner ABB · Race Title Sponsor CBMM Niobium · Global Partner Julius Bär · Technical Partner MICHELIN · Official Partners TAG Heuer, DHL, BMW, SAUDIA, Allianz, BOSCH, Heineken, enel x, BOSS, modis, ANTOFAGASTA MINERALS

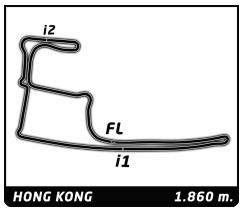

ABB FIA Formula E Championship

Round 5 - Hong Kong ePrix

Race

Analysis

Official Timekeeper TAGHeuer

250KW | 225KW | Personal Best | Session Best | **B** Crossing the finish line in pit lane

Lap	Time		Sector 1	Sector 2	Sector 3	Kph	Elapsed
3	1:38.155		18.755	34.573	44.827	68.2	4:06.197
4	16:32.517 **B**		59.299	1:17.991	...	6.7	20:38.714
5	1:51.266	225KW	44.977	29.588	36.701	60.2	22:29.980
6	1:07.269	225KW	18.123	23.565	25.581	99.5	23:37.249
7	1:06.322	225KW	17.880	22.901	25.541	101.0	24:43.571
8	1:05.535	225KW	17.753	22.490	25.292	102.2	25:49.106
9	1:05.179	225KW	17.644	22.332	25.203	102.7	26:54.285
10	1:05.447		17.987	22.582	24.878	102.3	27:59.732
11	1:04.908		17.814	22.316	24.778	103.2	29:04.640
12	1:04.715		17.807	22.158	24.750	103.5	30:09.355
13	1:04.691		17.866	22.099	24.726	103.5	31:14.046
14	1:04.516		17.863	22.047	24.606	103.8	32:18.562
15	1:04.204		17.756	21.924	24.524	104.3	33:22.766
16	1:04.229		17.767	21.914	24.548	104.3	34:26.995
17	1:04.476		17.831	22.141	24.504	103.9	35:31.471
18	1:04.876	225KW	17.773	22.017	25.086	103.2	36:36.347
19	1:03.967	225KW	17.478	21.634	24.855	104.7	37:40.314
20	1:03.257	225KW	17.547	21.492	24.218	105.9	38:43.571
21	1:03.636	225KW	17.583	21.653	24.400	105.2	39:47.207
22	1:03.748	225KW	17.581	21.632	24.535	105.0	40:50.955
23	1:04.397		17.869	21.755	24.773	104.0	41:55.352
24	1:07.217		17.961	21.717	27.539	99.6	43:02.569
25	2:09.945		40.097	50.400	39.448	51.5	45:12.514
26	1:27.699		26.503	29.843	31.353	76.4	46:40.213
27	1:04.475		17.869	22.162	24.444	103.9	47:44.688
28	1:03.569		17.708	21.776	24.085	105.3	48:48.257
29	1:03.251		17.704	21.480	24.067	105.9	49:51.508
30	1:03.370		17.731	21.536	24.103	105.7	50:54.878
31	1:03.294		17.850	21.106	24.338	105.8	51:58.172
32	1:03.811		17.797	21.247	24.767	104.9	53:01.983
33	3:19.891		1:00.040	1:30.693	49.158	33.5	56:21.874
34	1:03.789		17.860	21.439	24.490	105.0	57:25.663
35	1:06.757		17.787	22.382	26.588	100.3	58:32.420
36	1:03.699		17.669	21.479	24.551	105.1	59:36.119

64 Jérôme D'AMBROSIO — BEL

MAHINDRA RACING — Mahindra M5Electro

1	1:27.584	27.495	31.062	29.027	72.3	1:27.584

66 Daniel ABT — DEU

Audi Sport Abt Schaeffler Formula E Te — Audi e-tron FE05

1	1:21.650	24.754	28.058	28.838	77.5	1:21.650
2	1:11.142	19.335	24.142	27.665	94.1	2:32.792
3	1:39.804	18.792	36.269	44.743	67.1	4:12.596
4	16:32.567 **B**	59.403	1:18.993	...	6.7	20:45.163
5	1:48.106	44.237	29.613	34.256	61.9	22:33.269
6	1:08.159	18.622	23.544	25.993	98.2	23:41.428
7	1:06.512	18.226	22.857	25.429	100.7	24:47.940
8	1:06.098	18.009	23.181	24.908	101.3	25:54.038
9	1:05.147	17.908	22.314	24.925	102.8	26:59.185
10	1:05.073	17.836	22.531	24.706	102.9	28:04.258
11	1:04.854	17.930	22.457	24.467	103.2	29:09.112
12	1:04.438	17.827	22.083	24.528	103.9	30:13.550
13	1:06.659	17.974	22.369	26.316	100.5	31:20.209
14	1:04.412	17.900	22.086	24.426	104.0	32:24.621
15	1:04.303	17.915	21.971	24.417	104.1	33:28.924
16	1:04.942	225KW	17.891	22.125	24.926	103.1	34:33.866
17	1:03.712	225KW	17.467	21.959	24.286	105.1	35:37.578
18	1:05.210	225KW	17.835	22.581	24.794	102.7	36:42.788
19	1:05.586	225KW	17.678	22.607	25.301	102.1	37:48.374
20	1:04.945	225KW	17.774	22.575	24.596	103.1	38:53.319
21	1:04.448		18.039	21.932	24.477	103.9	39:57.767
22	1:03.858		17.689	21.682	24.487	104.9	41:01.625
23	1:03.926	250KW	17.897	21.631	24.398	104.7	42:05.551
24	1:12.288		17.838	22.307	32.143	92.6	43:17.839
25	1:57.440		27.379	51.859	38.202	57.0	45:15.279
26	1:26.635	225KW	26.854	29.313	30.468	77.3	46:41.914
27	1:04.267	225KW	17.670	22.270	24.327	104.2	47:46.181
28	1:03.868	225KW	17.651	21.834	24.383	104.8	48:50.049
29	1:03.238	225KW	17.468	21.592	24.178	105.9	49:53.287
30	1:03.580	225KW	17.402	21.845	24.333	105.3	50:56.867
31	1:04.082		17.802	21.609	24.671	104.5	52:00.949
32	1:06.514		17.777	21.268	27.469	100.7	53:07.463
33	3:17.119		59.201	1:31.478	46.440	34.0	56:24.582
34	1:05.215		18.000	22.507	24.708	102.7	57:29.797
35	1:04.160		17.765	21.422	24.973	104.4	58:33.957
36	1:04.147		18.037	21.521	24.589	104.4	59:38.104

94 Pascal WEHRLEIN — DEU

MAHINDRA RACING — Mahindra M5Electro

1	1:27.028	27.755	30.317	28.956	72.7	1:27.028

Title Partner ABB | Race Title Sponsor CBMM Niobium | Global Partner Julius Bär | Technical Partner MICHELIN, TAG Heuer, DHL | Official Partners BMW, SAUDIA, Allianz, BOSCH, Heineken, enel x, BOSS, modis, ANTOFAGASTA MINERALS

FIA FORMULA E CHAMPIONSHIP 2018-19

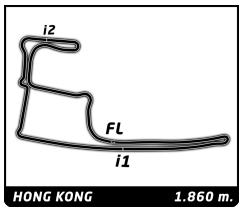

Round 5 - Hong Kong ePrix

ABB FIA Formula E Championship

Race

Weather Report

Official Timekeeper TAGHeuer

Air Temperature

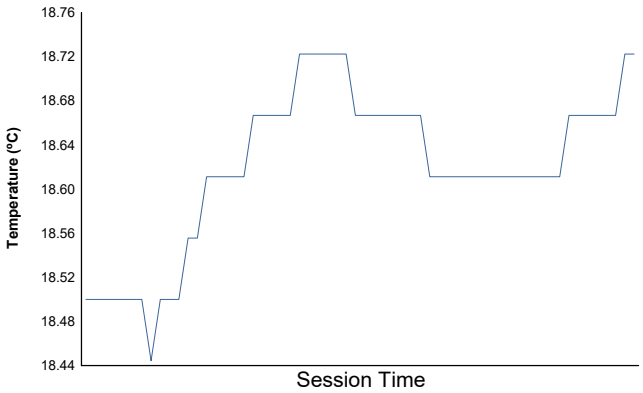

Track Temperature

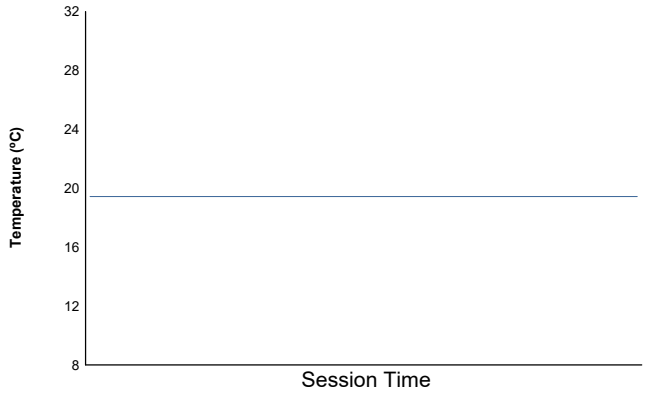

Humidity

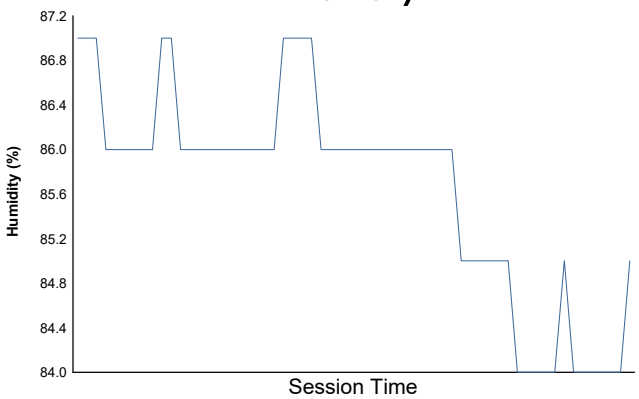

Pressure

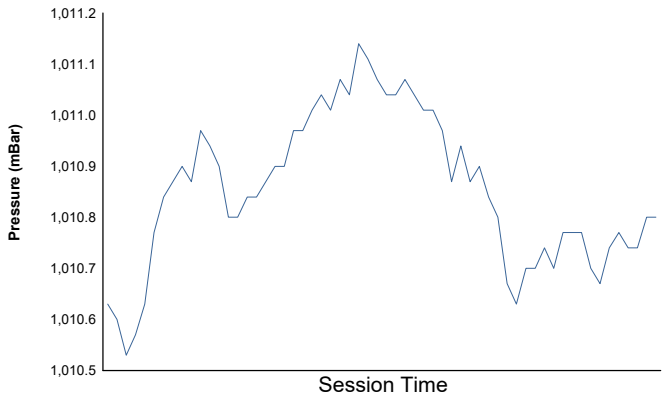

Wind Speed

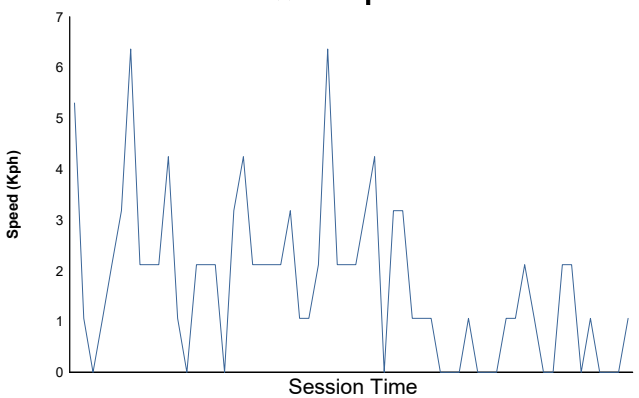

Wind direction

North = 0º/360º Est = 90º South = 180º West= 270º

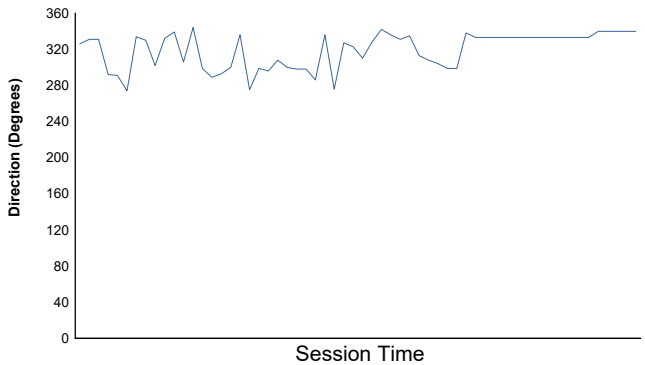

Track Status: **WET**

Title Partner Race Title Sponsor Global Partner Technical Partner Official Partners