Round 6 - Sanya ePrix

ABB FIA Formula E Championship

Results Booklet

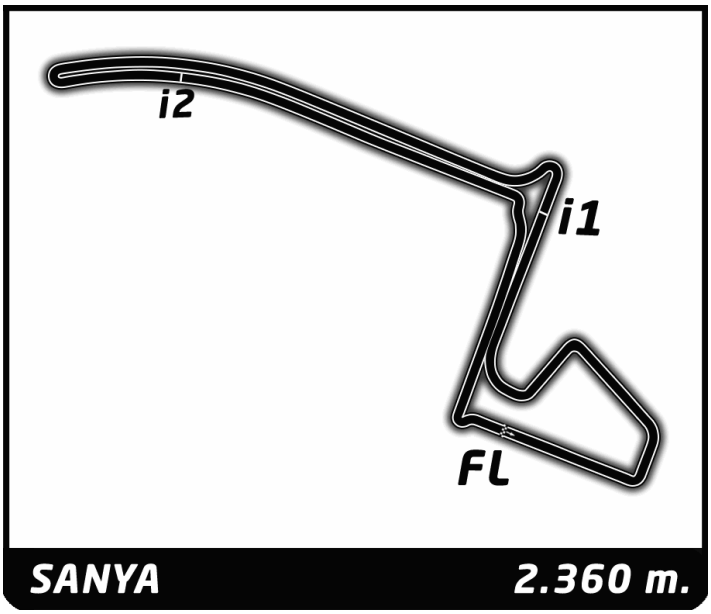

FIA FORMULA E CHAMPIONSHIP 2018-19

Doc No. Date: 23/03/2019 Posted at:

ABB FIA FORMULA E CHAMPIONSHIP

Round 6 - Sanya ePrix - Free Practice 1

CLASSIFICATION

Official Timekeeper: TAGHeuer

POS	NO	DRIVER	NAT	TEAM	CAR	TIME	LAP	TOTAL	GAP		KPH
1	22	Oliver ROWLAND	GBR	Nissan e.dams	Nissan IM01	1:07.561	23	26	-	-	125.8
2	28	Antonio Felix DA COSTA	PRT	BMW i ANDRETTI MOTORSPORT	BMW iFE.18	1:07.625	24	30	+0.064	+0.064	125.6
3	27	Alexander SIMS	GBR	BMW i ANDRETTI MOTORSPORT	BMW iFE.18	1:07.751	25	27	+0.190	+0.126	125.4
4	11	Lucas DI GRASSI	BRA	Audi Sport Abt Schaeffler Formula E Team	Audi e-tron FE05	1:07.752	24	26	+0.191	+0.001	125.4
5	23	Sébastien BUEMI	CHE	Nissan e.dams	Nissan IM01	1:07.858	26	26	+0.297	+0.106	125.2
6	4	Robin FRIJNS	NLD	Envision Virgin Racing	Audi e-tron FE05	1:07.971	24	24	+0.410	+0.113	125.0
7	25	Jean-Eric VERGNE	FRA	DS TECHEETAH	DS E-TENSE FE19	1:08.019	20	25	+0.458	+0.048	124.9
8	64	Jérôme D'AMBROSIO	BEL	MAHINDRA RACING	Mahindra M5Electro	1:08.159	26	27	+0.598	+0.140	124.6
9	20	Mitch EVANS	NZL	Panasonic Jaguar Racing	Jaguar I-Type III	1:08.221	21	22	+0.660	+0.062	124.5
10	66	Daniel ABT	DEU	Audi Sport Abt Schaeffler Formula E Team	Audi e-tron FE05	1:08.299	27	28	+0.738	+0.078	124.4
11	5	Stoffel VANDOORNE	BEL	HWA RACELAB	Venturi VFE05	1:08.302	24	26	+0.741	+0.003	124.4
12	48	Edoardo MORTARA	CHE	Venturi Formula E Team	Venturi VFE05	1:08.329	26	29	+0.768	+0.027	124.3
13	94	Pascal WEHRLEIN	DEU	MAHINDRA RACING	Mahindra M5Electro	1:08.523	23	26	+0.962	+0.194	124.0
14	17	Gary PAFFETT	GBR	HWA RACELAB	Venturi VFE05	1:08.548	26	29	+0.987	+0.025	123.9
15	2	Sam BIRD	GBR	Envision Virgin Racing	Audi e-tron FE05	1:08.550	16	23	+0.989	+0.002	123.9
16	6	Felipe NASR	BRA	GEOX DRAGON	Penske EV-3	1:08.676	21	25	+1.115	+0.126	123.7
17	16	Oliver TURVEY	GBR	NIO Formula E Team	NIO Sport 004	1:08.821	24	26	+1.260	+0.145	123.5
18	3	Nelson PIQUET	BRA	Panasonic Jaguar Racing	Jaguar I-Type III	1:08.822	23	29	+1.261	+0.001	123.4
19	19	Felipe MASSA	BRA	Venturi Formula E Team	Venturi VFE05	1:09.128	26	27	+1.567	+0.306	122.9
20	7	José Maria LOPEZ	ARG	GEOX DRAGON	Penske EV-3	1:09.270	18	25	+1.709	+0.142	122.7
21	8	Tom DILLMANN	FRA	NIO Formula E Team	NIO Sport 004	1:09.285	22	24	+1.724	+0.015	122.6
22	36	André LOTTERER	DEU	DS TECHEETAH	DS E-TENSE FE19	1:09.654	19	25	+2.093	+0.369	122.0

FASTEST LAP

22	Oliver ROWLAND	GBR	Nissan e.dams	Nissan IM01	1:07.561 on Lap 23	125.8 Kph

Clerk of the Course:
Wang Feng

Timekeeper:
Lleó Batlles

Series Partners:

Title Partner Global Partner Technical Partner Official Partners

No part of these results/data may be reproduced, stored in a retrieval system or transmitted in any form or by any means electronic, mechanical, photocopying, recording, broadcasting or otherwise without prior permission of the copyright holder except for reproduction in local/national/international daily press and regular printed publications on sale to the public within 90 days of the event to which the results/data relate and provided that the copyright symbol appears together with the name of the copyright holder.

The FÉDÉRATION INTERNATIONALE DE L'AUTOMOBILE logo, FÉDÉRATION INTERNATIONALE DE L'AUTOMOBILE, FIA logo, FIA, FIA FORMULA-E CHAMPIONSHIP, FIA FORMULA-E CHAMPIONSHIP logo and related marks are protectedtrademarks of the Fédération Internationale de l'Automobile (FIA), Chemin de Blandonnet 2, 1214 Vernier, Switzerland.

©2019, Fédération Internationale de l'Automobile (FIA)

FIA FORMULA E CHAMPIONSHIP 2018-19

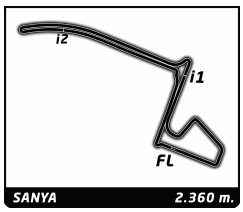

ABB FIA Formula E Championship

Round 6 - Sanya ePrix

Free Practice 1

Best Sector Times

Official Timekeeper TAGHeuer

Pos	SECTOR 1 Driver	Time	SECTOR 2 Driver	Time	SECTOR 3 Driver	Time
1	22 O.ROWLAND	22.391	28 A.DA COSTA	25.076	28 A.DA COSTA	19.947
2	20 M.EVANS	22.466	27 A.SIMS	25.078	11 L.DI GRASSI	19.952
3	25 J.VERGNE	22.504	23 S.BUEMI	25.080	22 O.ROWLAND	20.013
4	23 S.BUEMI	22.504	22 O.ROWLAND	25.157	27 A.SIMS	20.059
5	11 L.DI GRASSI	22.512	66 D.ABT	25.195	4 R.FRIJNS	20.126
6	4 R.FRIJNS	22.556	11 L.DI GRASSI	25.288	6 F.NASR	20.147
7	7 J.LOPEZ	22.599	4 R.FRIJNS	25.289	3 N.PIQUET	20.196
8	28 A.DA COSTA	22.602	64 J.D'AMBROSIO	25.290	5 S.VANDOORNE	20.206
9	27 A.SIMS	22.614	25 J.VERGNE	25.301	48 E.MORTARA	20.211
10	6 F.NASR	22.622	94 P.WEHRLEIN	25.339	25 J.VERGNE	20.214
11	64 J.D'AMBROSIO	22.651	48 E.MORTARA	25.352	64 J.D'AMBROSIO	20.218
12	17 G.PAFFETT	22.687	5 S.VANDOORNE	25.358	2 S.BIRD	20.220
13	2 S.BIRD	22.697	20 M.EVANS	25.391	23 S.BUEMI	20.274
14	5 S.VANDOORNE	22.738	2 S.BIRD	25.417	17 G.PAFFETT	20.287
15	19 F.MASSA	22.745	16 O.TURVEY	25.460	94 P.WEHRLEIN	20.293
16	66 D.ABT	22.754	7 J.LOPEZ	25.495	8 T.DILLMANN	20.294
17	48 E.MORTARA	22.766	17 G.PAFFETT	25.574	36 A.LOTTERER	20.301
18	36 A.LOTTERER	22.859	3 N.PIQUET	25.702	16 O.TURVEY	20.349
19	94 P.WEHRLEIN	22.891	8 T.DILLMANN	25.757	66 D.ABT	20.350
20	3 N.PIQUET	22.924	19 F.MASSA	25.789	20 M.EVANS	20.364
21	8 T.DILLMANN	23.001	36 A.LOTTERER	25.894	19 F.MASSA	20.594
22	16 O.TURVEY	23.012	6 F.NASR	25.907	7 J.LOPEZ	20.671

Pos	Driver	Ideal Lap	Best Lap	
1	22 O.ROWLAND	1:07.561	1:07.561	(1)
2	28 A.DA COSTA	1:07.625	1:07.625	(2)
3	27 A.SIMS	1:07.751	1:07.751	(3)
4	11 L.DI GRASSI	1:07.752	1:07.752	(4)
5	23 S.BUEMI	1:07.858	1:07.858	(5)
6	4 R.FRIJNS	1:07.971	1:07.971	(6)
7	25 J.VERGNE	1:08.019	1:08.019	(7)
8	64 J.D'AMBROSIO	1:08.159	1:08.159	(8)
9	20 M.EVANS	1:08.221	1:08.221	(9)
10	66 D.ABT	1:08.299	1:08.299	(10)
11	5 S.VANDOORNE	1:08.302	1:08.302	(11)
12	48 E.MORTARA	1:08.329	1:08.329	(12)
13	2 S.BIRD	1:08.334	1:08.550	(15)
14	94 P.WEHRLEIN	1:08.523	1:08.523	(13)
15	17 G.PAFFETT	1:08.548	1:08.548	(14)
16	6 F.NASR	1:08.676	1:08.676	(16)
17	7 J.LOPEZ	1:08.765	1:09.270	(20)
18	16 O.TURVEY	1:08.821	1:08.821	(17)
19	3 N.PIQUET	1:08.822	1:08.822	(18)
20	8 T.DILLMANN	1:09.052	1:09.285	(21)
21	36 A.LOTTERER	1:09.054	1:09.654	(22)
22	19 F.MASSA	1:09.128	1:09.128	(19)

Title Partner Global Partner Technical Partner Official Partners

FIA FORMULA E CHAMPIONSHIP 2018-19

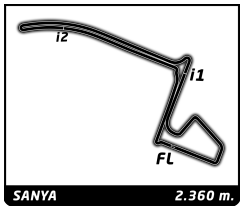

ABB FIA Formula E Championship

Round 6 - Sanya ePrix

Free Practice 1

Fastest Lap Sequence

Official Timekeeper TAGHeuer

Practice Time	Driver	Team	Car	Time	Kph	Lap
2:44.497	66 Daniel ABT	Audi Sport Abt Schaeffler Formula E Team	Audi e-tron FE05	**1:15.592**	112.4	2
2:45.961	11 Lucas DI GRASSI	Audi Sport Abt Schaeffler Formula E Team	Audi e-tron FE05	**1:15.040**	113.2	2
2:48.259	2 Sam BIRD	Envision Virgin Racing	Audi e-tron FE05	**1:14.884**	113.5	2
2:52.421	4 Robin FRIJNS	Envision Virgin Racing	Audi e-tron FE05	**1:12.502**	117.2	2
5:37.675	28 Antonio Felix DA COSTA	BMW i ANDRETTI MOTORSPORT	BMW iFE.18	**1:12.407**	117.3	3
5:39.362	11 Lucas DI GRASSI	Audi Sport Abt Schaeffler Formula E Team	Audi e-tron FE05	**1:12.318**	117.5	4
5:48.187	4 Robin FRIJNS	Envision Virgin Racing	Audi e-tron FE05	**1:10.713**	120.1	4
6:00.526	22 Oliver ROWLAND	Nissan e.dams	Nissan IM01	**1:10.396**	120.7	4
8:27.566	22 Oliver ROWLAND	Nissan e.dams	Nissan IM01	**1:09.942**	121.5	6
18:03.101	11 Lucas DI GRASSI	Audi Sport Abt Schaeffler Formula E Team	Audi e-tron FE05	**1:09.908**	121.5	14
22:09.863	2 Sam BIRD	Envision Virgin Racing	Audi e-tron FE05	**1:09.886**	121.6	14
24:10.562	66 Daniel ABT	Audi Sport Abt Schaeffler Formula E Team	Audi e-tron FE05	**1:09.225**	122.7	14
24:57.001	2 Sam BIRD	Envision Virgin Racing	Audi e-tron FE05	**1:08.550**	123.9	16
28:06.597	11 Lucas DI GRASSI	Audi Sport Abt Schaeffler Formula E Team	Audi e-tron FE05	**1:08.457**	124.1	17
34:48.385	23 Sébastien BUEMI	Nissan e.dams	Nissan IM01	**1:08.370**	124.3	22
38:01.074	28 Antonio Felix DA COSTA	BMW i ANDRETTI MOTORSPORT	BMW iFE.18	**1:07.625**	125.6	24
42:10.520	22 Oliver ROWLAND	Nissan e.dams	Nissan IM01	**1:07.561**	125.8	23

Title Partner Global Partner Technical Partner Official Partners

FIA FORMULA E CHAMPIONSHIP 2018-19

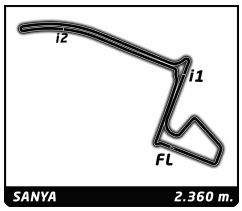

ABB FIA Formula E Championship

Round 6 - Sanya ePrix

Free Practice 1

Analysis

Official Timekeeper TAGHeuer

250KW 225KW Personal Best Session Best **B** Crossing the finish line in pit lane

2 Sam BIRD — GBR

Envision Virgin Racing — Audi e-tron FE05

Lap	Time	Sector 1	Sector 2	Sector 3	Kph	Elapsed
1	1:33.375	38.490	30.521	24.364	25.4	1:33.375
2	1:14.884	25.316	27.367	22.201	113.5	2:48.259
3	1:41.041	24.551	54.633	21.857	84.1	4:29.300
4	1:15.117	25.033	26.499	23.585	113.1	5:44.417
5	1:11.412	23.757	26.568	21.087	119.0	6:55.829
6	1:15.225	23.697	26.906	24.622	112.9	8:11.054
7	1:11.406	23.636	26.399	21.371	119.0	9:22.460
8	1:13.911	24.287	26.600	23.024	114.9	10:36.371
9	1:11.420	23.677	26.377	21.366	119.0	11:47.791
10	1:11.569	23.646	26.471	21.452	118.7	12:59.360
11	1:12.343	23.891	26.672	21.780	117.4	14:11.703
12	1:17.670 B	26.049	27.186	24.435	109.4	15:29.373
13	5:30.604	4:38.233	30.326	22.045	25.7	20:59.977
14	1:09.886	22.969	25.981	20.936	121.6	22:09.863
15	1:38.588	31.152	38.602	28.834	86.2	23:48.451
16	1:08.550	22.697	25.417	20.436	123.9	24:57.001
17	1:34.375	30.008	37.431	26.936	90.0	26:31.376
18	1:26.859 B	22.926	25.932	38.001	97.8	27:58.235
19	11:55.735	...	33.107	26.243	11.9	39:53.970
20	1:17.592	25.867	27.556	24.169	109.5	41:11.562
21	1:08.735	22.801	25.714	20.220	123.6	42:20.297
22	1:28.710	26.064	38.093	24.553	95.8	43:49.007
23	1:11.451	24.911	25.916	20.624	118.9	45:00.458

3 Nelson PIQUET — BRA

Panasonic Jaguar Racing — Jaguar I-Type III

Lap	Time	Sector 1	Sector 2	Sector 3	Kph	Elapsed
1	2:34.196	1:34.185	36.031	23.980	15.4	2:34.196
2	1:46.276	27.966	38.391	39.919	79.9	4:20.472
3	1:16.682	27.140	27.427	22.115	110.8	5:37.154
4	1:16.094	26.150	27.226	22.718	111.7	6:53.248
5	1:14.797	24.496	27.943	22.358	113.6	8:08.045
6	1:13.969	24.709	27.162	22.098	114.9	9:22.014
7	1:26.769	29.797	31.771	25.201	97.9	10:48.783
8	1:11.242	23.773	26.368	21.101	119.3	12:00.025
9	1:11.142	23.385	26.707	21.050	119.4	13:11.167
10	1:10.863	23.369	26.605	20.889	119.9	14:22.030
11	1:15.664	23.182	26.648	25.834	112.3	15:37.694
12	1:49.803	36.249	44.116	29.438	77.4	17:27.497
13	1:19.670	28.796	28.140	22.734	106.6	18:47.167
14	1:10.630	23.362	26.317	20.951	120.3	19:57.797
15	1:10.891	23.258	26.351	21.282	119.8	21:08.688
16	1:21.533 B	23.336	28.714	29.483	104.2	22:30.221
17	7:08.532	6:09.115	33.635	25.782	19.8	29:38.753
18	1:10.106	23.502	25.955	20.649	121.2	30:48.859
19	1:20.199	27.615	30.758	21.826	105.9	32:09.058
20	1:10.652	23.485	26.242	20.925	120.3	33:19.710
21	1:10.211	23.219	26.211	20.781	121.0	34:29.921
22	1:28.247	23.115	28.632	36.500	96.3	35:58.168
23	1:08.822	22.924	25.702	20.196	123.4	37:06.990
24	1:45.162	32.407	40.216	32.539	80.8	38:52.152
25	1:10.745	23.443	26.390	20.912	120.1	40:02.897
26	1:34.519	23.241	30.689	40.589	89.9	41:37.416
27	1:43.727	36.116	38.897	28.714	81.9	43:21.143
28	1:16.995	25.102	27.811	24.082	110.3	44:38.138
29	1:25.330	23.308	29.657	32.365	99.6	46:03.468

4 Robin FRIJNS — NLD

Envision Virgin Racing — Audi e-tron FE05

Lap	Time	Sector 1	Sector 2	Sector 3	Kph	Elapsed
1	1:39.919	41.693	29.799	28.427	23.7	1:39.919
2	1:12.502	24.422	26.659	21.421	117.2	2:52.421
3	1:45.053	23.935	59.530	21.588	80.9	4:37.474
4	1:10.713	23.473	26.210	21.030	120.1	5:48.187
5	1:11.924	24.136	26.484	21.304	118.1	7:00.111
6	1:12.288	23.880	26.759	21.649	117.5	8:12.399
7	1:11.667	23.724	26.668	21.275	118.5	9:24.066
8	1:11.097	23.862	26.138	21.097	119.5	10:35.163
9	1:10.725	23.575	26.135	21.015	120.1	11:45.888
10	1:11.210	23.437	26.375	21.398	119.3	12:57.098
11	1:11.627	23.971	26.354	21.302	118.6	14:08.725
12	1:11.661	23.718	26.375	21.568	118.6	15:20.386
13	1:14.377 B	23.927	26.377	24.073	114.2	16:34.763
14	6:54.736	6:00.631	30.089	24.016	20.5	23:29.499
15	1:16.445	26.531	28.183	21.731	111.1	24:45.944
16	1:10.411	23.117	25.933	21.361	120.7	25:56.355
17	1:39.891	29.366	40.632	29.893	85.1	27:36.246
18	1:10.398	22.954	26.836	20.608	120.7	28:46.644
19	1:35.565	31.092	41.319	23.154	88.9	30:22.209
20	1:09.648	23.167	25.778	20.703	122.0	31:31.857
21	1:18.238 B	25.501	28.097	24.640	108.6	32:50.095
22	10:04.559	9:04.596	34.834	25.129	14.1	42:54.654
23	1:20.909	25.654	30.755	24.500	105.0	44:15.563
24	1:07.971	22.556	25.289	20.126	125.0	45:23.534

5 Stoffel VANDOORNE — BEL

HWA RACELAB — Venturi VFE05

Lap	Time	Sector 1	Sector 2	Sector 3	Kph	Elapsed
1	3:19.243	2:26.741	28.228	24.274	11.9	3:19.243
2	1:35.246	45.972	27.388	21.886	89.2	4:54.489
3	1:13.693	24.654	27.053	21.986	115.3	6:08.182
4	1:16.140	24.622	26.596	24.922	111.6	7:24.322
5	1:11.859	24.034	26.339	21.486	118.2	8:36.181
6	1:12.614	24.391	26.502	21.721	117.0	9:48.795
7	1:12.513	24.613	26.441	21.459	117.2	11:01.308
8	1:12.768	24.358	26.722	21.688	116.8	12:14.076
9	1:13.513	24.555	26.973	21.985	115.6	13:27.589
10	1:14.038	24.916	27.164	21.958	114.8	14:41.627
11	1:12.767	24.161	26.825	21.781	116.8	15:54.394
12	1:12.816	24.367	26.720	21.729	116.7	17:07.210
13	1:12.945	24.519	26.712	21.714	116.5	18:20.155
14	1:12.736	24.357	26.568	21.811	116.8	19:32.891
15	1:11.152	23.539	26.424	21.189	119.4	20:44.043
16	1:25.428	33.525	30.006	21.897	99.5	22:09.471
17	1:10.274	23.282	26.002	20.990	120.9	23:19.745
18	1:21.290 B	26.184	27.979	27.127	104.5	24:41.035
19	10:49.874	9:58.257	28.562	23.055	13.1	35:30.909
20	1:09.190	23.004	25.767	20.419	122.8	36:40.099
21	1:11.251	23.655	26.026	21.570	119.2	37:51.350
22	1:19.850 B	23.319	26.357	30.174	106.4	39:11.200
23	2:07.319	1:13.276	26.835	27.208	66.7	41:18.519
24	1:08.302	22.738	25.358	20.206	124.4	42:26.821
25	1:37.272	28.997	33.595	34.680	87.3	44:04.093
26	1:10.255	23.167	26.119	20.969	120.9	45:14.348

Title Partner Global Partner Technical Partner Official Partners

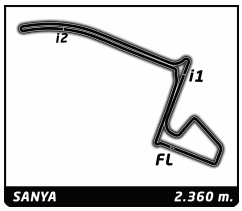

ABB FIA Formula E Championship

Round 6 - Sanya ePrix

Free Practice 1

Analysis

Official Timekeeper TAGHeuer

250KW 225KW Personal Best Session Best **B** Crossing the finish line in pit lane

6 Felipe NASR — BRA
GEOX DRAGON — Penske EV-3

Lap	Time	Sector 1	Sector 2	Sector 3	Kph	Elapsed
1	2:06.659	1:06.828	32.148	27.683	18.7	2:06.659
2	1:20.796	26.023	28.135	26.638	105.2	3:27.455
3	1:35.945	41.673	31.255	23.017	88.6	5:03.400
4	1:14.758	24.736	27.749	22.273	113.6	6:18.158
5	1:13.457	24.148	27.407	21.902	115.7	7:31.615
6	1:14.627	24.227	27.323	23.077	113.8	8:46.242
7	1:11.549	23.592	26.848	21.109	118.7	9:57.791
8	1:24.263	28.194	32.014	24.055	100.8	11:22.054
9	1:12.366	23.662	27.221	21.483	117.4	12:34.420
10	1:11.391	23.432	26.782	21.177	119.0	13:45.811
11	1:19.991 B	25.162	28.115	26.714	106.2	15:05.802
12	8:06.096	7:09.833	31.626	24.637	17.5	23:11.898
13	1:09.875	23.159	26.100	20.616	121.6	24:21.773
14	1:15.915	25.874	27.705	22.336	111.9	25:37.688
15	1:10.612	23.314	26.193	21.105	120.3	26:48.300
16	1:22.177	27.218	30.489	24.470	103.4	28:10.477
17	1:10.484	23.236	26.134	21.114	120.5	29:20.961
18	1:18.845 B	25.354	27.275	26.216	107.8	30:39.806
19	5:57.858	5:02.458	31.887	23.513	23.7	36:37.664
20	1:13.167	23.627	27.582	21.958	116.1	37:50.831
21	1:08.676	22.622	25.907	20.147	123.7	38:59.507
22	1:23.536	27.712	33.369	22.455	101.7	40:23.043
23	1:11.187	23.519	26.157	21.511	119.3	41:34.230
24	1:20.588 B	26.228	27.402	26.958	105.4	42:54.818
25	2:17.695	1:08.360	30.165	39.170	61.7	45:12.513

7 José Maria LOPEZ — ARG
GEOX DRAGON — Penske EV-3

Lap	Time	Sector 1	Sector 2	Sector 3	Kph	Elapsed
1	2:02.139	1:01.264	30.923	29.952	19.4	2:02.139
2	1:18.065	26.036	27.524	24.505	108.8	3:20.204
3	1:35.527	45.590	27.885	22.052	88.9	4:55.731
4	1:13.278	24.429	26.929	21.920	115.9	6:09.009
5	1:27.967	29.746	33.790	24.431	96.6	7:36.976
6	1:19.774	23.464	26.407	29.903	106.5	8:56.750
7	1:10.552	23.486	26.109	20.957	120.4	10:07.302
8	1:30.961	30.619	33.937	26.405	93.4	11:38.263
9	1:12.852	24.195	26.986	21.671	116.6	12:51.115
10	1:13.078	24.127	27.181	21.770	116.3	14:04.193
11	1:12.820	24.105	27.133	21.582	116.7	15:17.013
12	1:12.430	24.074	26.886	21.470	117.3	16:29.443
13	1:11.846	23.746	26.715	21.385	118.3	17:41.289
14	1:31.692	28.065	38.914	24.713	92.7	19:12.981
15	1:11.119	23.199	27.164	20.756	119.5	20:24.100
16	1:21.635 B	24.761	26.191	30.683	104.1	21:45.735
17	7:12.397	6:16.508	30.352	25.537	19.6	28:58.132
18	1:09.270	23.001	25.598	20.671	122.7	30:07.402
19	1:18.798 B	26.474	26.415	25.909	107.8	31:26.200
20	6:47.864	5:52.225	32.643	22.996	20.8	38:14.064
21	1:17.748	25.613	28.511	23.624	109.3	39:31.812
22	1:16.482	22.599	25.495	28.388	111.1	40:48.294
23	1:17.049 B	24.894	26.409	25.746	110.3	42:05.343
24	1:45.263	55.100	27.888	22.275	80.7	43:50.606
25	1:11.087	23.975	26.191	20.921	119.5	45:01.693

8 Tom DILLMANN — FRA
NIO Formula E Team — NIO Sport 004

Lap	Time	Sector 1	Sector 2	Sector 3	Kph	Elapsed
1	1:59.897	57.378	31.980	30.539	19.8	1:59.897
2	1:15.750	25.613	27.771	22.366	112.2	3:15.647
3	1:37.882	47.965	27.587	22.330	86.8	4:53.529
4	1:13.827	24.810	26.834	22.183	115.1	6:07.356
5	1:13.526	24.600	26.734	22.192	115.6	7:20.882
6	1:13.595	24.650	26.868	22.077	115.4	8:34.477
7	1:13.700	24.697	26.961	22.042	115.3	9:48.177
8	1:14.367	24.779	27.344	22.244	114.2	11:02.544
9	1:13.694	24.600	26.914	22.180	115.3	12:16.238
10	1:26.837	31.935	30.078	24.824	97.8	13:43.075
11	1:11.559	23.832	26.399	21.328	118.7	14:54.634
12	1:12.801	23.333	27.344	22.124	116.7	16:07.435
13	1:13.137	23.548	26.540	23.049	116.2	17:20.572
14	1:15.844	23.509	26.356	25.979	112.0	18:36.416
15	1:11.980	23.529	26.602	21.849	118.0	19:48.396
16	1:25.193 B	24.809	29.849	30.535	99.7	21:13.589
17	11:52.281	...	28.328	23.976	11.9	33:05.870
18	1:18.936	28.516	27.806	22.614	107.6	34:24.806
19	1:09.565	23.001	25.757	20.807	122.1	35:34.371
20	1:23.597 B	25.852	26.901	30.844	101.6	36:57.968
21	5:33.444	4:34.626	33.324	25.494	25.5	42:31.412
22	1:09.285	23.113	25.878	20.294	122.6	43:40.697
23	1:19.142	28.667	28.603	21.872	107.4	44:59.839
24	1:10.968	23.493	26.362	21.113	119.7	46:10.807

11 Lucas DI GRASSI — BRA
Audi Sport Abt Schaeffler Formula E Te — Audi e-tron FE05

Lap	Time	Sector 1	Sector 2	Sector 3	Kph	Elapsed
1	1:30.921	33.419	33.845	23.657	26.1	1:30.921
2	1:15.040	25.551	27.326	22.163	113.2	2:45.961
3	1:41.083	25.141	53.310	22.632	84.0	4:27.044
4	1:12.318	24.184	26.457	21.677	117.5	5:39.362
5	1:13.120	24.348	27.254	21.518	116.2	6:52.482
6	1:11.767	23.872	26.350	21.545	118.4	8:04.249
7	1:11.599	23.725	26.357	21.517	118.7	9:15.848
8	1:13.809	25.416	26.744	21.649	115.1	10:29.657
9	1:12.096	23.746	26.693	21.657	117.8	11:41.753
10	1:12.121	23.925	26.667	21.529	117.8	12:53.874
11	1:11.879	23.841	26.497	21.541	118.2	14:05.753
12	1:37.321	30.549	31.462	35.310	87.3	15:43.074
13	1:10.119	23.352	26.007	20.760	121.2	16:53.193
14	1:09.908	23.096	26.103	20.709	121.5	18:03.101
15	1:20.650 B	25.803	26.648	28.199	105.3	19:23.751
16	7:34.389	6:38.702	28.779	26.908	18.7	26:58.140
17	1:08.457	22.809	25.455	20.193	124.1	28:06.597
18	1:11.698	24.496	26.515	20.687	118.5	29:18.295
19	1:10.082	23.200	26.167	20.715	121.2	30:28.377
20	1:10.493	23.428	26.332	20.733	120.5	31:38.870
21	1:17.599	25.374	26.497	25.728	109.5	32:56.469
22	1:15.275 B	23.990	26.317	24.968	112.9	34:11.744
23	7:16.859	6:16.521	34.451	25.887	19.4	41:28.603
24	1:07.752	22.512	25.288	19.952	125.4	42:36.355
25	1:20.988	25.100	27.318	28.570	104.9	43:57.343
26	1:10.205	23.492	26.085	20.628	121.0	45:07.548

Title Partner Global Partner Technical Partner Official Partners

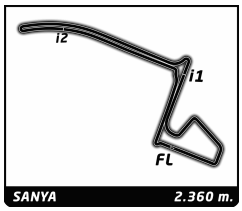

ABB FIA Formula E Championship

Round 6 - Sanya ePrix

Free Practice 1

Analysis

Official Timekeeper TAGHeuer

250KW 225KW Personal Best Session Best **B** Crossing the finish line in pit lane

16 Oliver TURVEY — GBR

NIO Formula E Team — NIO Sport 004

Lap	Time		Sector 1	Sector 2	Sector 3	Kph	Elapsed
1	2:29.982		1:26.105	34.076	29.801	15.8	2:29.982
2	1:47.060		26.748	34.715	45.597	79.4	4:17.042
3	1:14.058		24.767	27.205	22.086	114.7	5:31.100
4	1:15.551		24.277	28.399	22.875	112.5	6:46.651
5	1:12.608		24.074	27.048	21.486	117.0	7:59.259
6	1:11.248		23.521	26.366	21.361	119.2	9:10.507
7	1:13.649		23.802	27.954	21.893	115.4	10:24.156
8	1:12.469		23.515	26.561	22.393	117.2	11:36.625
9	1:11.907		23.587	26.660	21.660	118.2	12:48.532
10	1:29.208		30.670	34.036	24.502	95.2	14:17.740
11	1:14.505		24.416	27.745	22.344	114.0	15:32.245
12	1:14.592		24.450	27.683	22.459	113.9	16:46.837
13	1:14.593		24.543	27.591	22.459	113.9	18:01.430
14	1:14.780		24.530	28.070	22.180	113.6	19:16.210
15	1:21.819 B		24.658	27.943	29.218	103.8	20:38.029
16	8:53.139		7:54.397	32.369	26.373	15.9	29:31.168
17	1:11.882		23.790	26.727	21.365	118.2	30:43.050
18	1:18.220		26.597	26.985	24.638	108.6	32:01.270
19	1:11.221		23.434	26.452	21.335	119.3	33:12.491
20	1:28.017	225KW	28.335	32.054	27.628	96.5	34:40.508
21	1:09.874	225KW	23.029	25.992	20.853	121.6	35:50.382
22	1:22.943 B		26.099	29.152	27.692	102.4	37:13.325
23	4:10.489	250KW	3:10.138	29.462	30.889	33.9	41:23.814
24	1:08.821	250KW	23.012	25.460	20.349	123.5	42:32.635
25	1:21.907	250KW	26.487	31.927	23.493	103.7	43:54.542
26	1:15.211		24.868	26.994	23.349	113.0	45:09.753

17 Gary PAFFETT — GBR

HWA RACELAB — Venturi VFE05

Lap	Time		Sector 1	Sector 2	Sector 3	Kph	Elapsed
1	2:33.553		1:30.098	35.922	27.533	15.5	2:33.553
2	1:44.217		25.844	35.303	43.070	81.5	4:17.770
3	1:13.960		24.849	27.054	22.057	114.9	5:31.730
4	1:12.178		24.189	26.368	21.621	117.7	6:43.908
5	1:12.371		23.946	26.847	21.578	117.4	7:56.279
6	1:12.802		24.187	27.075	21.540	116.7	9:09.081
7	1:12.435		23.849	26.941	21.645	117.3	10:21.516
8	1:12.673		24.194	26.955	21.524	116.9	11:34.189
9	1:13.745		23.969	26.802	22.974	115.2	12:47.934
10	1:11.321		23.859	26.351	21.111	119.1	13:59.255
11	1:12.387		23.778	26.944	21.665	117.4	15:11.642
12	1:13.097		24.229	27.056	21.812	116.2	16:24.739
13	1:13.633		24.220	27.308	22.105	115.4	17:38.372
14	1:31.986		28.764	38.943	24.279	92.4	19:10.358
15	1:12.599		23.483	26.743	22.373	117.0	20:22.957
16	1:10.890		23.407	26.305	21.178	119.8	21:33.847
17	1:10.936		23.241	26.605	21.090	119.8	22:44.783
18	1:35.568		34.459	39.543	21.566	88.9	24:20.351
19	1:10.459		23.146	26.586	20.727	120.6	25:30.810
20	1:19.769 B		24.013	27.879	27.877	106.5	26:50.579
21	7:57.144		6:58.742	32.617	25.785	17.8	34:47.723
22	1:21.819	225KW	29.634	29.626	22.559	103.8	36:09.542
23	1:09.102	225KW	22.796	25.719	20.587	122.9	37:18.644
24	1:15.828 B	225KW	24.268	26.576	24.984	112.0	38:34.472
25	1:54.377	250KW	1:03.936	27.986	22.455	74.3	40:28.849
26	1:08.548	250KW	22.687	25.574	20.287	123.9	41:37.397
27	1:35.966	250KW	29.804	36.925	29.237	88.5	43:13.363
28	1:10.485		23.399	26.144	20.942	120.5	44:23.848
29	1:10.403		23.164	26.341	20.898	120.7	45:34.251

19 Felipe MASSA — BRA

Venturi Formula E Team — Venturi VFE05

Lap	Time		Sector 1	Sector 2	Sector 3	Kph	Elapsed
1	2:21.768		1:19.538	37.096	25.134	16.7	2:21.768
2	1:48.331		27.215	29.923	51.193	78.4	4:10.099
3	1:16.364	225KW	27.175	26.944	22.245	111.3	5:26.463
4	1:14.437	225KW	25.109	26.823	22.505	114.1	6:40.900
5	1:14.846		26.062	26.724	22.060	113.5	7:55.746
6	1:12.640		24.342	26.680	21.618	117.0	9:08.386
7	1:12.711		24.124	26.571	22.016	116.8	10:21.097
8	1:12.615		24.259	26.525	21.831	117.0	11:33.712
9	1:12.193		24.069	26.456	21.668	117.7	12:45.905
10	1:12.482		24.078	26.589	21.815	117.2	13:58.387
11	1:12.719		24.108	26.839	21.772	116.8	15:11.106
12	1:13.054		24.277	27.022	21.755	116.3	16:24.160
13	1:12.754		24.248	26.795	21.711	116.8	17:36.914
14	1:12.703		24.126	26.611	21.966	116.9	18:49.617
15	1:12.758		24.152	26.821	21.785	116.8	20:02.375
16	1:17.155 B		24.400	27.002	25.753	110.1	21:19.530
17	8:38.831		7:46.244	29.902	22.685	16.4	29:58.361
18	1:22.044		23.244	30.694	28.106	103.6	31:20.405
19	1:15.676		25.996	26.127	23.553	112.3	32:36.081
20	1:10.243		23.071	26.197	20.975	121.0	33:46.324
21	1:28.863		29.159	32.697	27.007	95.6	35:15.187
22	1:10.026		23.167	25.998	20.861	121.3	36:25.213
23	1:14.725 B		23.444	26.127	25.154	113.7	37:39.938
24	3:51.896		2:55.941	27.947	28.008	36.6	41:31.834
25	1:18.366	250KW	25.021	28.199	25.146	108.4	42:50.200
26	1:09.128	250KW	22.745	25.789	20.594	122.9	43:59.328
27	1:13.233	250KW	26.293	25.929	21.011	116.0	45:12.561

20 Mitch EVANS — NZL

Panasonic Jaguar Racing — Jaguar I-Type III

Lap	Time		Sector 1	Sector 2	Sector 3	Kph	Elapsed
1	1:55.872		56.300	31.562	28.010	20.5	1:55.872
2	1:15.982		25.482	27.517	22.983	111.8	3:11.854
3	1:40.236		43.773	29.961	26.502	84.8	4:52.090
4	1:13.697		24.402	26.973	22.322	115.3	6:05.787
5	1:13.451		24.309	26.659	22.483	115.7	7:19.238
6	1:12.548		24.127	26.487	21.934	117.1	8:31.786
7	1:29.885		30.083	33.673	26.129	94.5	10:01.671
8	1:10.338		23.245	26.075	21.018	120.8	11:12.009
9	1:10.252		23.076	26.096	21.080	120.9	12:22.261
10	1:34.960		29.489	35.120	30.351	89.5	13:57.221
11	1:10.547		23.169	26.156	21.222	120.4	15:07.768
12	1:12.717		23.192	26.237	23.288	116.8	16:20.485
13	1:19.649		31.172	26.606	21.871	106.7	17:40.134
14	1:20.189 B		25.716	26.990	27.483	105.9	19:00.323
15	9:38.843		8:32.966	35.162	30.715	14.7	28:39.166
16	1:24.038	225KW	28.873	30.559	24.606	101.1	30:03.204
17	1:09.254	225KW	23.113	25.737	20.404	122.7	31:12.458
18	1:29.090 B	225KW	27.637	31.567	29.886	95.4	32:41.548
19	8:38.650		7:30.256	35.127	33.267	16.4	41:20.198
20	1:24.170	250KW	27.665	29.921	26.584	100.9	42:44.368

Title Partner Global Partner Technical Partner Official Partners

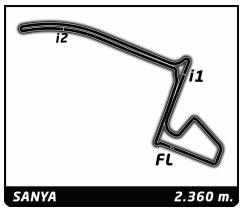

ABB FIA Formula E Championship

Round 6 - Sanya ePrix

Free Practice 1

Analysis

Official Timekeeper TAGHeuer

250KW 225KW Personal Best Session Best **B** Crossing the finish line in pit lane

Lap	Time		Sector 1	Sector 2	Sector 3	Kph	Elapsed
21	1:08.221		22.466	25.391	20.364	124.5	43:52.589
22	1:38.547		31.426	41.700	25.421	86.2	45:31.136

22 Oliver ROWLAND — GBR
Nissan e.dams — Nissan IM01

Lap	Time		Sector 1	Sector 2	Sector 3	Kph	Elapsed
1	1:53.921		55.516	31.396	27.009	20.8	1:53.921
2	1:13.836		25.158	26.789	21.889	115.1	3:07.757
3	1:42.373		37.658	39.568	25.147	83.0	4:50.130
4	1:10.396		23.528	25.929	20.939	120.7	6:00.526
5	1:17.098		23.743	27.627	25.728	110.2	7:17.624
6	1:09.942		23.453	25.802	20.687	121.5	8:27.566
7	1:13.421		25.095	26.391	21.935	115.7	9:40.987
8	1:13.074		24.730	26.525	21.819	116.3	10:54.061
9	1:14.260		24.539	26.866	22.855	114.4	12:08.321
10	1:12.921		24.182	26.703	22.036	116.5	13:21.242
11	1:12.780		24.083	26.889	21.808	116.7	14:34.022
12	1:13.113		24.259	26.824	22.030	116.2	15:47.135
13	1:12.842		24.243	26.672	21.927	116.6	16:59.977
14	1:12.574		24.282	26.565	21.727	117.1	18:12.551
15	1:19.751 B		25.818	27.516	26.417	106.5	19:32.302
16	5:35.830		4:44.370	28.393	23.067	25.3	25:08.132
17	1:13.487		23.073	27.767	22.647	115.6	26:21.619
18	1:09.368		23.019	25.705	20.644	122.5	27:30.987
19	1:23.632		29.759	28.024	25.849	101.6	28:54.619
20	1:23.636 B		22.711	25.512	35.413	101.6	30:18.255
21	9:26.716		8:34.131	29.391	23.194	15.0	39:44.971
22	1:17.988		25.807	27.351	24.830	108.9	41:02.959
23	1:07.561		22.391	25.157	20.013	125.8	42:10.520
24	1:18.791		25.808	26.804	26.179	107.8	43:29.311
25	1:12.540		23.125	26.204	23.211	117.1	44:41.851
26	1:09.997		23.001	26.044	20.952	121.4	45:51.848

23 Sébastien BUEMI — CHE
Nissan e.dams — Nissan IM01

Lap	Time		Sector 1	Sector 2	Sector 3	Kph	Elapsed
1	1:50.088		52.719	31.574	25.795	21.6	1:50.088
2	1:13.441		24.890	26.570	21.981	115.7	3:03.529
3	1:40.679		33.847	42.905	23.927	84.4	4:44.208
4	1:10.850		23.687	25.881	21.282	119.9	5:55.058
5	1:16.233		26.086	27.013	23.134	111.4	7:11.291
6	1:13.268		23.371	26.442	23.455	116.0	8:24.559
7	1:10.385		23.251	26.056	21.078	120.7	9:34.944
8	1:21.940		27.456	31.480	23.004	103.7	10:56.884
9	1:10.181		23.124	26.098	20.959	121.1	12:07.065
10	1:17.764		27.026	28.380	22.358	109.3	13:24.829
11	1:13.255		24.298	27.015	21.942	116.0	14:38.084
12	1:13.169		24.398	26.744	22.027	116.1	15:51.253
13	1:12.939		24.263	26.853	21.823	116.5	17:04.192
14	1:12.655		24.184	26.792	21.679	116.9	18:16.847
15	1:21.192 B		26.029	27.097	28.066	104.6	19:38.039
16	7:35.653		6:45.941	27.868	21.844	18.6	27:13.692
17	1:09.699		23.110	25.899	20.690	121.9	28:23.391
18	1:21.915		27.855	29.949	24.111	103.7	29:45.306
19	1:09.362		22.886	25.806	20.670	122.5	30:54.668
20	1:24.108		29.484	30.020	24.604	101.0	32:18.776
21	1:21.239		30.074	28.215	22.950	104.6	33:40.015
22	1:08.370		22.703	25.336	20.331	124.3	34:48.385
23	1:21.244 B		26.098	28.096	27.050	104.6	36:09.629
24	7:21.374		6:29.131	28.184	24.059	19.2	43:31.003
25	1:13.860		26.023	25.901	21.936	115.0	44:44.863
26	1:07.858		22.504	25.080	20.274	125.2	45:52.721

25 Jean-Eric VERGNE — FRA
DS TECHEETAH — DS E-TENSE FE19

Lap	Time		Sector 1	Sector 2	Sector 3	Kph	Elapsed
1	1:35.144		36.407	31.664	27.073	24.9	1:35.144
2	1:16.135		25.802	27.620	22.713	111.6	2:51.279
3	1:48.456		24.532	55.452	28.472	78.3	4:39.735
4	1:13.274		24.442	26.775	22.057	115.9	5:53.009
5	1:12.951		24.091	26.583	22.277	116.5	7:05.960
6	1:47.377		23.247	26.211	57.919	79.1	8:53.337
7	1:11.268		23.296	26.057	21.915	119.2	10:04.605
8	1:47.149 B		23.296	49.402	34.451	79.3	11:51.754
9	10:47.413		9:54.041	29.736	23.636	13.1	22:39.167
10	1:13.383		23.055	26.881	23.447	115.8	23:52.550
11	1:10.651		23.049	26.745	20.857	120.3	25:03.201
12	1:42.590		46.980	29.388	26.222	82.8	26:45.791
13	1:10.257		22.933	25.913	21.411	120.9	27:56.048
14	1:16.788		27.160	27.519	22.109	110.6	29:12.836
15	1:12.156		23.857	26.536	21.763	117.7	30:24.992
16	1:19.931		29.088	28.234	22.609	106.3	31:44.923
17	1:09.297		23.090	25.695	20.512	122.6	32:54.220
18	1:25.455 B		27.779	31.672	26.004	99.4	34:19.675
19	4:21.919		3:30.086	29.395	22.438	32.4	38:41.594
20	1:08.019		22.504	25.301	20.214	124.9	39:49.613
21	1:16.737		27.458	27.113	22.166	110.7	41:06.350
22	1:13.279		24.389	27.056	21.834	115.9	42:19.629
23	1:12.301		23.917	26.610	21.774	117.5	43:31.930
24	1:14.772		25.454	26.442	22.876	113.6	44:46.702
25	1:14.370		23.059	28.867	22.444	114.2	46:01.072

27 Alexander SIMS — GBR
BMW i ANDRETTI MOTORSPORT — BMW iFE.18

Lap	Time		Sector 1	Sector 2	Sector 3	Kph	Elapsed
1	2:04.832		1:08.036	29.501	27.295	19.0	2:04.832
2	1:18.313		25.866	27.664	24.783	108.5	3:23.145
3	1:36.956		43.996	28.972	23.988	87.6	5:00.101
4	1:12.448		24.165	26.772	21.511	117.3	6:12.549
5	1:12.611		24.129	26.875	21.607	117.0	7:25.160
6	1:16.395		28.501	26.632	21.262	111.2	8:41.555
7	1:11.508		24.001	26.363	21.144	118.8	9:53.063
8	1:12.097		24.013	26.354	21.730	117.8	11:05.160
9	1:16.326		28.754	26.254	21.318	111.3	12:21.486
10	1:14.472		24.040	26.531	23.901	114.1	13:35.958
11	1:12.104		23.898	26.702	21.504	117.8	14:48.062
12	1:33.143		24.596	42.040	26.507	91.2	16:21.205
13	1:11.774		23.674	26.810	21.290	118.4	17:32.979
14	1:29.500		30.832	35.273	23.395	94.9	19:02.479
15	1:10.222		23.352	26.073	20.797	121.0	20:12.701
16	1:17.732 B		26.797	26.290	24.645	109.3	21:30.433
17	7:31.457		6:37.291	29.960	24.206	18.8	29:01.890
18	1:21.490		22.840	25.469	33.181	104.3	30:23.380
19	1:30.672		33.057	34.053	23.562	93.7	31:54.052
20	1:09.918		23.118	26.030	20.770	121.5	33:03.970
21	1:30.676		26.672	36.574	27.430	93.7	34:34.646
22	1:09.876		23.030	25.969	20.877	121.6	35:44.522
23	1:21.516 B		26.651	28.569	26.296	104.2	37:06.038

Title Partner Global Partner Technical Partner Official Partners

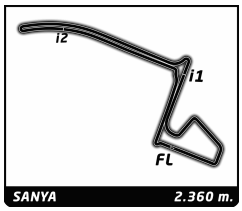

ABB FIA Formula E Championship

Round 6 - Sanya ePrix

Free Practice 1

Analysis

Official Timekeeper TAGHeuer

250KW 225KW Personal Best Session Best **B** Crossing the finish line in pit lane

Lap	Time		Sector 1	Sector 2	Sector 3	Kph	Elapsed
24	4:09.351		3:15.144	28.759	25.448	34.1	41:15.389
25	1:07.751		22.614	25.078	20.059	125.4	42:23.140
26	1:35.521		26.168	33.537	35.816	88.9	43:58.661
27	1:11.724		24.072	26.537	21.115	118.5	45:10.385

28 Antonio Felix DA COSTA — PRT

BMW i ANDRETTI MOTORSPORT — BMW iFE.18

Lap	Time		Sector 1	Sector 2	Sector 3	Kph	Elapsed
1	2:42.304		1:51.548	28.300	22.456	14.6	2:42.304
2	1:42.964		25.239	50.967	26.758	82.5	4:25.268
3	1:12.407		24.366	26.520	21.521	117.3	5:37.675
4	1:12.325		24.234	26.501	21.590	117.5	6:50.000
5	1:11.726		24.014	26.385	21.327	118.5	8:01.726
6	1:11.624		23.779	26.331	21.514	118.6	9:13.350
7	1:12.069		24.098	26.479	21.492	117.9	10:25.419
8	1:12.373		24.020	26.779	21.574	117.4	11:37.792
9	1:11.602		23.879	26.298	21.425	118.7	12:49.394
10	1:11.830		23.772	26.367	21.691	118.3	14:01.224
11	1:12.039		24.049	26.569	21.421	117.9	15:13.263
12	1:12.010		24.105	26.482	21.423	118.0	16:25.273
13	1:12.448		24.033	26.839	21.576	117.3	17:37.721
14	1:29.214		31.792	32.916	24.506	95.2	19:06.935
15	1:10.607		23.517	26.231	20.859	120.3	20:17.542
16	1:26.087		31.623	31.748	22.716	98.7	21:43.629
17	1:15.538 B		23.107	26.642	25.789	112.5	22:59.167
18	4:25.172		3:34.088	28.521	22.563	32.0	27:24.339
19	1:09.640		23.138	25.808	20.694	122.0	28:33.979
20	1:32.835		28.049	38.627	26.159	91.5	30:06.814
21	1:08.517		22.809	25.451	20.257	124.0	31:15.331
22	1:20.518 B		26.414	27.445	26.659	105.5	32:35.849
23	4:17.600		3:26.932	29.351	21.317	33.0	36:53.449
24	1:07.625		22.602	25.076	19.947	125.6	38:01.074
25	1:24.331		28.552	32.694	23.085	100.7	39:25.405
26	1:10.409		23.064	26.504	20.841	120.7	40:35.814
27	1:30.503		32.581	36.068	21.854	93.9	42:06.317
28	1:09.693		22.961	25.959	20.773	121.9	43:16.010
29	1:32.465		30.738	39.766	21.961	91.9	44:48.475
30	1:10.617		22.972	25.986	21.659	120.3	45:59.092

36 André LOTTERER — DEU

DS TECHEETAH — DS E-TENSE FE19

Lap	Time		Sector 1	Sector 2	Sector 3	Kph	Elapsed
1	2:25.468		1:29.789	31.144	24.535	16.3	2:25.468
2	1:47.423		25.162	32.310	49.951	79.1	4:12.891
3	1:17.428		24.716	27.298	25.414	109.7	5:30.319
4	1:11.042		23.659	26.026	21.357	119.6	6:41.361
5	1:13.734		24.234	27.045	22.455	115.2	7:55.095
6	1:10.834		23.381	26.393	21.060	119.9	9:05.929
7	1:13.991		25.209	26.800	21.982	114.8	10:19.920
8	1:10.761		23.426	26.402	20.933	120.1	11:30.681
9	1:27.759		25.833	29.779	32.147	96.8	12:58.440
10	1:12.808		24.267	26.470	22.071	116.7	14:11.248
11	1:13.008		24.134	26.607	22.267	116.4	15:24.256
12	1:12.858		24.298	26.437	22.123	116.6	16:37.114
13	1:18.041 B		25.574	27.359	25.108	108.9	17:55.155
14	13:12.256		...	27.660	21.967	10.7	31:07.411
15	1:53.874		59.290	28.898	25.686	74.6	33:01.285
16	1:10.133		23.039	25.894	21.200	121.1	34:11.418
17	1:30.913		23.420	37.856	29.637	93.5	35:42.331
18	1:17.241		24.750	28.519	23.972	110.0	36:59.572
19	1:09.654		22.859	26.494	20.301	122.0	38:09.226
20	1:27.327		29.104	34.130	24.093	97.3	39:36.553
21	1:13.117		24.235	26.935	21.947	116.2	40:49.670
22	1:12.939		24.239	26.949	21.751	116.5	42:02.609
23	1:12.737		23.806	26.932	21.999	116.8	43:15.346
24	1:10.823		23.292	26.230	21.301	120.0	44:26.169
25	1:14.828		23.387	30.422	21.019	113.5	45:40.997

48 Edoardo MORTARA — CHE

Venturi Formula E Team — Venturi VFE05

Lap	Time		Sector 1	Sector 2	Sector 3	Kph	Elapsed
1	2:17.967		1:13.234	36.248	28.485	17.2	2:17.967
2	1:42.248		27.382	28.096	46.770	83.1	4:00.215
3	1:21.113		30.550	27.522	23.041	104.7	5:21.328
4	1:15.227		25.675	27.184	22.368	112.9	6:36.555
5	1:14.037		25.028	26.918	22.091	114.8	7:50.592
6	1:13.206		24.654	26.712	21.840	116.1	9:03.798
7	1:12.815		24.533	26.507	21.775	116.7	10:16.613
8	1:12.621		24.332	26.609	21.680	117.0	11:29.234
9	1:12.712		24.435	26.631	21.646	116.8	12:41.946
10	1:12.484		24.085	26.782	21.617	117.2	13:54.430
11	1:14.765		24.308	26.971	23.486	113.6	15:09.195
12	1:13.383		24.504	27.185	21.694	115.8	16:22.578
13	1:12.926		24.512	26.758	21.656	116.5	17:35.504
14	1:12.597		24.243	26.640	21.714	117.0	18:48.101
15	1:20.925		24.399	30.436	26.090	105.0	20:09.026
16	1:10.734		23.529	26.041	21.164	120.1	21:19.760
17	1:23.711		27.251	30.603	25.857	101.5	22:43.471
18	1:10.237		23.351	25.912	20.974	121.0	23:53.708
19	1:24.301		27.031	29.611	27.659	100.8	25:18.009
20	1:23.438		27.818	29.118	26.502	101.8	26:41.447
21	1:17.714		23.122	29.598	24.994	109.3	27:59.161
22	1:28.540		29.415	29.144	29.981	96.0	29:27.701
23	1:09.302		22.974	25.778	20.550	122.6	30:37.003
24	1:26.134 B		27.174	29.637	29.323	98.6	32:03.137
25	7:04.855		6:06.938	33.286	24.631	20.0	39:07.992
26	1:08.329		22.766	25.352	20.211	124.3	40:16.321
27	1:13.218		24.523	26.709	21.986	116.0	41:29.539
28	1:15.176 B		23.624	26.341	25.211	113.0	42:44.715
29	2:41.070		1:46.250	28.730	26.090	52.7	45:25.785

64 Jérôme D'AMBROSIO — BEL

MAHINDRA RACING — Mahindra M5Electro

Lap	Time		Sector 1	Sector 2	Sector 3	Kph	Elapsed
1	1:47.750		49.161	29.848	28.741	22.0	1:47.750
2	1:17.508		26.563	28.190	22.755	109.6	3:05.258
3	1:40.261		35.808	40.362	24.091	84.7	4:45.519
4	1:12.760		24.494	26.539	21.727	116.8	5:58.279
5	1:15.352		24.447	26.807	24.098	112.8	7:13.631
6	1:11.900		23.984	26.558	21.358	118.2	8:25.531
7	1:20.538		27.810	29.897	22.831	105.5	9:46.069
8	1:11.272		23.524	26.414	21.334	119.2	10:57.341
9	1:22.107		26.189	28.205	27.713	103.5	12:19.448
10	1:13.587		24.670	26.887	22.030	115.5	13:33.035
11	1:14.227		25.030	26.973	22.224	114.5	14:47.262
12	1:14.205		24.735	27.053	22.417	114.5	16:01.467
13	1:12.994		24.331	26.741	21.922	116.4	17:14.461
14	1:13.586		24.070	26.666	22.850	115.5	18:28.047

Title Partner Global Partner Technical Partner Official Partners

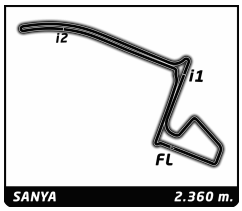

ABB FIA Formula E Championship

Round 6 - Sanya ePrix

Free Practice 1

Analysis

Official Timekeeper TAGHeuer

250KW 225KW Personal Best Session Best **B** Crossing the finish line in pit lane

Lap	Time		Sector 1	Sector 2	Sector 3	Kph	Elapsed
15	1:13.310		24.591	26.798	21.921	115.9	19:41.357
16	1:32.450		28.939	35.978	27.533	91.9	21:13.807
17	1:17.594		23.299	27.752	26.543	109.5	22:31.401
18	1:10.189		23.309	26.077	20.803	121.0	23:41.590
19	1:20.581 B		25.774	27.766	27.041	105.4	25:02.171
20	7:23.348		6:31.161	29.349	22.838	19.2	32:25.519
21	1:19.274	225KW	28.292	28.052	22.930	107.2	33:44.793
22	1:20.511	225KW	22.809	25.470	32.232	105.5	35:05.304
23	1:21.380 B		26.893	27.762	26.725	104.4	36:26.684
24	5:06.792		4:07.704	32.610	26.478	27.7	41:33.476
25	1:36.261	250KW	41.503	30.673	24.085	88.3	43:09.737
26	1:08.159	250KW	22.651	25.290	20.218	124.6	44:17.896
27	1:22.083	250KW	25.461	28.503	28.119	103.5	45:39.979

66 **Daniel ABT** DEU

Audi Sport Abt Schaeffler Formula E Te — Audi e-tron FE05

Lap	Time		Sector 1	Sector 2	Sector 3	Kph	Elapsed
1	1:28.905		34.967	30.488	23.450	26.7	1:28.905
2	1:15.592		25.704	27.610	22.278	112.4	2:44.497
3	1:43.252		26.121	54.297	22.834	82.3	4:27.749
4	1:14.118		25.963	26.501	21.654	114.6	5:41.867
5	1:12.339		23.998	26.760	21.581	117.4	6:54.206
6	1:55.515		24.239	26.692	1:04.584	73.5	8:49.721
7	1:16.507		24.737	27.024	24.746	111.0	10:06.228
8	1:10.787		23.407	26.252	21.128	120.0	11:17.015
9	1:11.216		23.527	26.270	21.419	119.3	12:28.231
10	1:10.414		23.378	26.154	20.882	120.7	13:38.645
11	1:15.130 B		23.513	26.490	25.127	113.1	14:53.775
12	6:53.828		6:04.290	27.285	22.253	20.5	21:47.603
13	1:13.734	225KW	26.001	26.407	21.326	115.2	23:01.337
14	1:09.225	225KW	23.002	25.739	20.484	122.7	24:10.562
15	1:13.662		25.244	26.587	21.831	115.3	25:24.224
16	1:13.118		24.751	26.406	21.961	116.2	26:37.342
17	1:13.303		24.427	26.789	22.087	115.9	27:50.645
18	1:12.726		24.201	26.640	21.885	116.8	29:03.371
19	1:12.107		23.918	26.548	21.641	117.8	30:15.478
20	1:11.847		23.901	26.376	21.570	118.3	31:27.325
21	1:12.787		24.788	26.384	21.615	116.7	32:40.112
22	1:11.203		23.780	26.073	21.350	119.3	33:51.315
23	1:12.619		23.742	26.579	22.298	117.0	35:03.934
24	1:10.242		23.360	25.918	20.964	121.0	36:14.176
25	1:13.795 B		23.345	25.891	24.559	115.1	37:27.971
26	5:35.062	250KW	4:42.423	28.117	24.522	25.4	43:03.033
27	1:08.299	250KW	22.754	25.195	20.350	124.4	44:11.332
28	1:15.130	250KW	24.413	26.060	24.657	113.1	45:26.462

94 **Pascal WEHRLEIN** DEU

MAHINDRA RACING — Mahindra M5Electro

Lap	Time		Sector 1	Sector 2	Sector 3	Kph	Elapsed
1	1:44.938		46.751	30.315	27.872	22.6	1:44.938
2	1:14.768		25.565	27.264	21.939	113.6	2:59.706
3	1:41.169		31.970	46.962	22.237	84.0	4:40.875
4	1:12.675		24.359	26.616	21.700	116.9	5:53.550
5	1:29.783		33.829	26.819	29.135	94.6	7:23.333
6	1:11.506		23.664	26.210	21.632	118.8	8:34.839
7	1:17.206		28.578	26.768	21.860	110.0	9:52.045
8	1:12.536		24.121	26.416	21.999	117.1	11:04.581
9	1:12.424		24.151	26.617	21.656	117.3	12:17.005
10	1:13.284		24.673	26.762	21.849	115.9	13:30.289
11	1:12.376		24.148	26.510	21.718	117.4	14:42.665
12	1:12.619		24.139	26.527	21.953	117.0	15:55.284
13	1:23.406		24.258	27.502	31.646	101.9	17:18.690
14	1:25.660		30.379	31.373	23.908	99.2	18:44.350
15	1:10.045		23.216	25.917	20.912	121.3	19:54.395
16	1:10.090		23.127	26.071	20.892	121.2	21:04.485
17	1:10.157		23.165	26.075	20.917	121.1	22:14.642
18	1:48.019		35.423	39.411	33.185	78.7	24:02.661
19	1:10.290		23.104	26.296	20.890	120.9	25:12.951
20	1:24.130 B		29.397	28.313	26.420	101.0	26:37.081
21	8:56.358		8:03.298	28.696	24.364	15.8	35:33.439
22	1:14.139	225KW	25.851	26.826	21.462	114.6	36:47.578
23	1:08.523	225KW	22.891	25.339	20.293	124.0	37:56.101
24	1:28.664 B	225KW	29.241	29.797	29.626	95.8	39:24.765
25	4:00.955	250KW	3:02.684	32.163	26.108	35.3	43:25.720
26	1:38.680	250KW	49.990	27.654	21.036	86.1	45:04.400

Title Partner Global Partner Technical Partner Official Partners

FIA FORMULA E CHAMPIONSHIP 2018-19

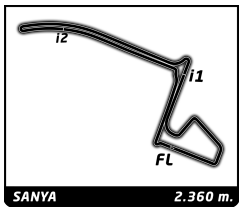

Round 6 - Sanya ePrix

ABB FIA Formula E Championship

Free Practice 1

Weather Report

Official Timekeeper TAGHeuer

Air Temperature

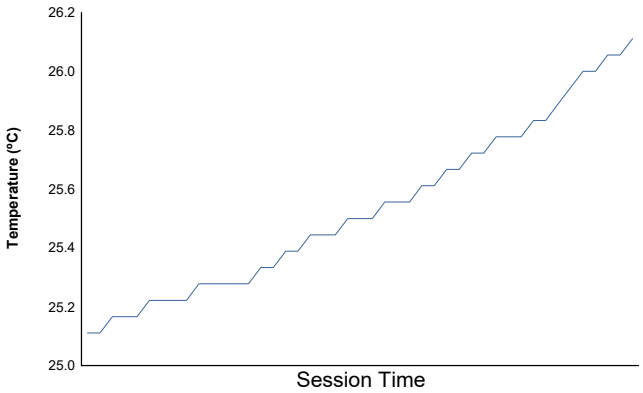

Track Temperature

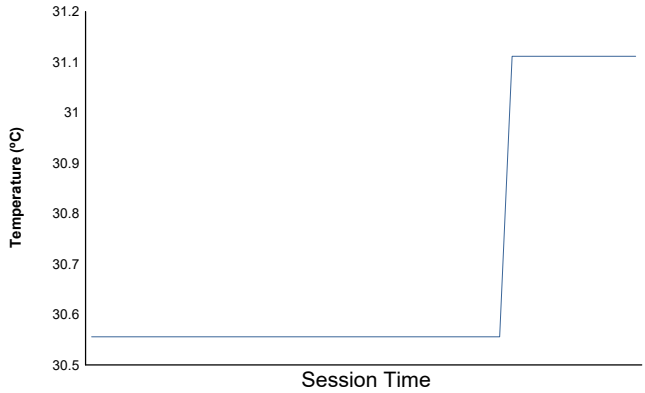

Humidity

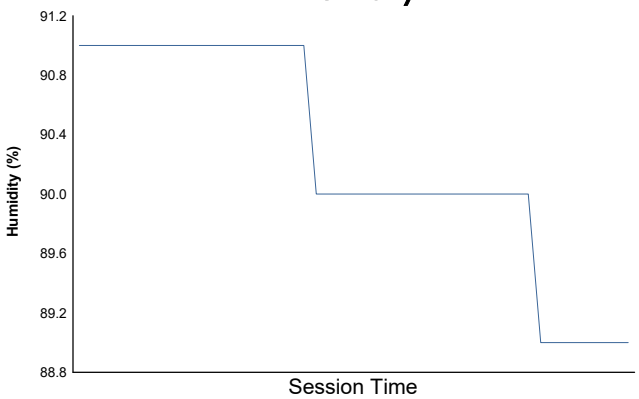

Pressure

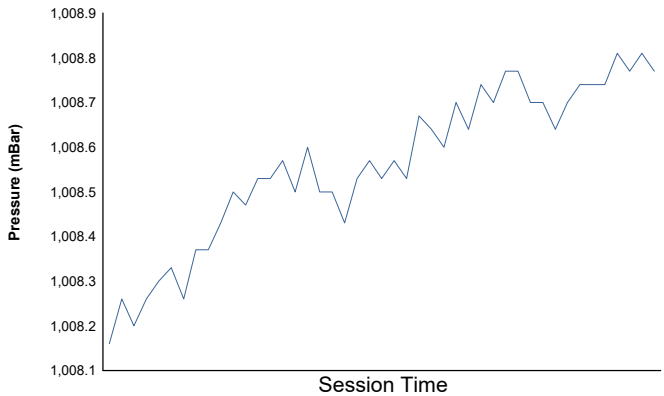

Wind Speed

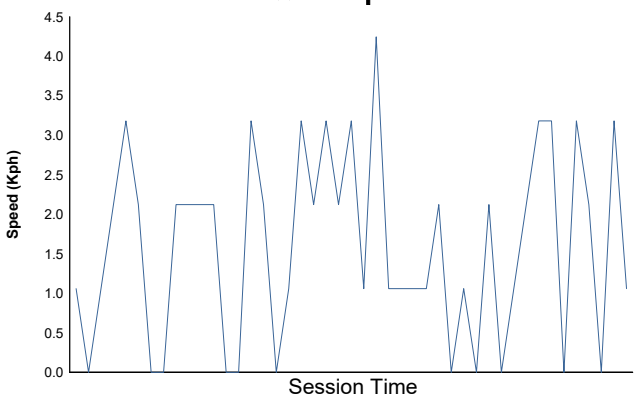

Wind direction

North = 0º/360º Est = 90º South = 180º West= 270º

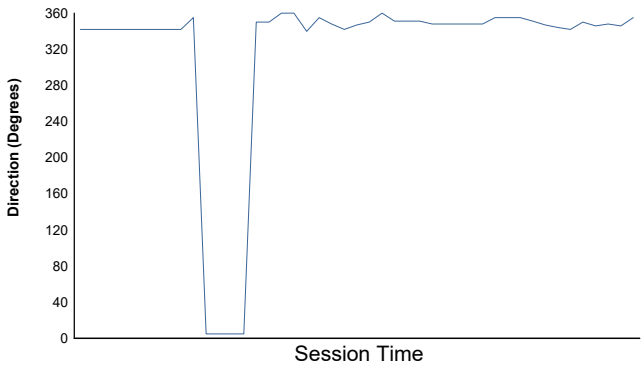

Track Status: **DRY**

Title Partner Global Partner Technical Partner Official Partners

FIA FORMULA E CHAMPIONSHIP 2018-19

Doc No. Date: 23/03/2019 Posted at:

ABB FIA FORMULA E CHAMPIONSHIP

Round 6 - Sanya ePrix - Free Practice 2

CLASSIFICATION

Official Timekeeper: TAGHeuer

POS	NO	DRIVER	NAT	TEAM	CAR	TIME	LAP	TOTAL	GAP		KPH
1	23	Sébastien BUEMI	CHE	Nissan e.dams	Nissan IM01	1:07.288	15	16	-	-	126.3
2	28	Antonio Felix DA COSTA	PRT	BMW i ANDRETTI MOTORSPORT	BMW iFE.18	1:07.397	10	13	+0.109	+0.109	126.1
3	22	Oliver ROWLAND	GBR	Nissan e.dams	Nissan IM01	1:07.453	15	18	+0.165	+0.056	126.0
4	64	Jérôme D'AMBROSIO	BEL	MAHINDRA RACING	Mahindra M5Electro	1:07.456	13	15	+0.168	+0.003	125.9
5	25	Jean-Eric VERGNE	FRA	DS TECHEETAH	DS E-TENSE FE19	1:07.465	14	15	+0.177	+0.009	125.9
6	48	Edoardo MORTARA	CHE	Venturi Formula E Team	Venturi VFE05	1:07.528	15	17	+0.240	+0.063	125.8
7	20	Mitch EVANS	NZL	Panasonic Jaguar Racing	Jaguar I-Type III	1:07.578	12	14	+0.290	+0.050	125.7
8	11	Lucas DI GRASSI	BRA	Audi Sport Abt Schaeffler Formula E Team	Audi e-tron FE05	1:07.578	10	11	+0.290	+0.000	125.7
9	6	Felipe NASR	BRA	GEOX DRAGON	Penske EV-3	1:07.647	14	15	+0.359	+0.069	125.6
10	7	José Maria LOPEZ	ARG	GEOX DRAGON	Penske EV-3	1:07.657	13	15	+0.369	+0.010	125.6
11	2	Sam BIRD	GBR	Envision Virgin Racing	Audi e-tron FE05	1:07.715	10	13	+0.427	+0.058	125.5
12	5	Stoffel VANDOORNE	BEL	HWA RACELAB	Venturi VFE05	1:07.808	15	17	+0.520	+0.093	125.3
13	19	Felipe MASSA	BRA	Venturi Formula E Team	Venturi VFE05	1:07.917	11	15	+0.629	+0.109	125.1
14	36	André LOTTERER	DEU	DS TECHEETAH	DS E-TENSE FE19	1:07.952	18	19	+0.664	+0.035	125.0
15	66	Daniel ABT	DEU	Audi Sport Abt Schaeffler Formula E Team	Audi e-tron FE05	1:08.049	15	15	+0.761	+0.097	124.9
16	4	Robin FRIJNS	NLD	Envision Virgin Racing	Audi e-tron FE05	1:08.277	7	12	+0.989	+0.228	124.4
17	8	Tom DILLMANN	FRA	NIO Formula E Team	NIO Sport 004	1:08.416	14	16	+1.128	+0.139	124.2
18	16	Oliver TURVEY	GBR	NIO Formula E Team	NIO Sport 004	1:08.433	13	16	+1.145	+0.017	124.2
19	3	Nelson PIQUET	BRA	Panasonic Jaguar Racing	Jaguar I-Type III	1:08.661	14	15	+1.373	+0.228	123.7
20	27	Alexander SIMS	GBR	BMW i ANDRETTI MOTORSPORT	BMW iFE.18	1:08.732	9	13	+1.444	+0.071	123.6
21	17	Gary PAFFETT	GBR	HWA RACELAB	Venturi VFE05	1:09.240	2	16	+1.952	+0.508	122.7
22	94	Pascal WEHRLEIN	DEU	MAHINDRA RACING	Mahindra M5Electro	1:09.905	4	8	+2.617	+0.665	121.5

FASTEST LAP

23	Sébastien BUEMI	CHE	Nissan e.dams	Nissan IM01	1:07.288 on Lap 15	126.3 Kph

Clerk of the Course:
Wang Feng

Timekeeper:
Lleó Batlles

Series Partners:

Title Partner Global Partner Technical Partner Official Partners

No part of these results/data may be reproduced, stored in a retrieval system or transmitted in any form or by any means electronic, mechanical, photocopying, recording, broadcasting or otherwise without prior permission of the copyright holder except for reproduction in local/national/international daily press and regular printed publications on sale to the public within 90 days of the event to which the results/data relate and provided that the copyright symbol appears together with the name of the copyright holder.

The FÉDÉRATION INTERNATIONALE DE L'AUTOMOBILE logo, FÉDÉRATION INTERNATIONALE DE L'AUTOMOBILE, FIA logo, FIA, FIA FORMULA-E CHAMPIONSHIP, FIA FORMULA-E CHAMPIONSHIP logo and related marks are protectedtrademarks of the Fédération Internationale de l'Automobile (FIA), Chemin de Blandonnet 2, 1214 Vernier, Switzerland.

©2019, Fédération Internationale de l'Automobile (FIA)

FIA FORMULA E CHAMPIONSHIP 2018-19

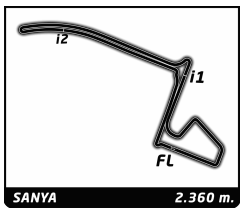

ABB FIA Formula E Championship

Round 6 - Sanya ePrix

Free Practice 2

Best Sector Times

Official Timekeeper TAGHeuer

Pos	SECTOR 1 Driver	Time	SECTOR 2 Driver	Time	SECTOR 3 Driver	Time	Pos	Driver	Ideal Lap	Best Lap	
1	17 G.PAFFETT	22.361	23 S.BUEMI	24.986	23 S.BUEMI	19.840	1	23 S.BUEMI	1:07.288	1:07.288	(1)
2	25 J.VERGNE	22.380	64 J.D'AMBROSIO	24.989	2 S.BIRD	19.929	2	28 A.DA COSTA	1:07.397	1:07.397	(2)
3	28 A.DA COSTA	22.388	22 O.ROWLAND	25.002	28 A.DA COSTA	19.932	3	22 O.ROWLAND	1:07.453	1:07.453	(3)
4	22 O.ROWLAND	22.391	27 A.SIMS	25.017	7 J.LOPEZ	19.937	4	64 J.D'AMBROSIO	1:07.456	1:07.456	(4)
5	5 S.VANDOORNE	22.402	48 E.MORTARA	25.028	11 L.DI GRASSI	19.973	5	25 J.VERGNE	1:07.465	1:07.465	(5)
6	11 L.DI GRASSI	22.415	6 F.NASR	25.048	48 E.MORTARA	19.981	6	48 E.MORTARA	1:07.528	1:07.528	(6)
7	20 M.EVANS	22.426	25 J.VERGNE	25.054	20 M.EVANS	20.002	7	11 L.DI GRASSI	1:07.578	1:07.578	(8)
8	64 J.D'AMBROSIO	22.455	36 A.LOTTERER	25.076	64 J.D'AMBROSIO	20.012	8	20 M.EVANS	1:07.578	1:07.578	(7)
9	23 S.BUEMI	22.462	28 A.DA COSTA	25.077	19 F.MASSA	20.026	9	6 F.NASR	1:07.647	1:07.647	(9)
10	94 P.WEHRLEIN	22.463	4 R.FRIJNS	25.125	25 J.VERGNE	20.031	10	7 J.LOPEZ	1:07.657	1:07.657	(10)
11	6 F.NASR	22.482	20 M.EVANS	25.150	27 A.SIMS	20.041	11	2 S.BIRD	1:07.715	1:07.715	(11)
12	7 J.LOPEZ	22.496	2 S.BIRD	25.162	5 S.VANDOORNE	20.056	12	5 S.VANDOORNE	1:07.808	1:07.808	(12)
13	48 E.MORTARA	22.519	11 L.DI GRASSI	25.190	22 O.ROWLAND	20.060	13	19 F.MASSA	1:07.917	1:07.917	(13)
14	4 R.FRIJNS	22.531	66 D.ABT	25.192	6 F.NASR	20.117	14	36 A.LOTTERER	1:07.952	1:07.952	(14)
15	8 T.DILLMANN	22.609	7 J.LOPEZ	25.224	66 D.ABT	20.156	15	4 R.FRIJNS	1:07.984	1:08.277	(16)
16	2 S.BIRD	22.624	19 F.MASSA	25.262	36 A.LOTTERER	20.201	16	66 D.ABT	1:08.049	1:08.049	(15)
17	19 F.MASSA	22.629	16 O.TURVEY	25.312	4 R.FRIJNS	20.328	17	27 A.SIMS	1:08.065	1:08.732	(20)
18	36 A.LOTTERER	22.675	5 S.VANDOORNE	25.350	16 O.TURVEY	20.348	18	17 G.PAFFETT	1:08.285	1:09.240	(21)
19	3 N.PIQUET	22.688	17 G.PAFFETT	25.356	8 T.DILLMANN	20.387	19	8 T.DILLMANN	1:08.416	1:08.416	(17)
20	66 D.ABT	22.701	94 P.WEHRLEIN	25.379	3 N.PIQUET	20.394	20	16 O.TURVEY	1:08.433	1:08.433	(18)
21	16 O.TURVEY	22.773	8 T.DILLMANN	25.420	17 G.PAFFETT	20.568	21	3 N.PIQUET	1:08.598	1:08.661	(19)
22	27 A.SIMS	23.007	3 N.PIQUET	25.516	94 P.WEHRLEIN	20.822	22	94 P.WEHRLEIN	1:08.664	1:09.905	(22)

Title Partner Global Partner Technical Partner Official Partners

FIA FORMULA E CHAMPIONSHIP 2018-19

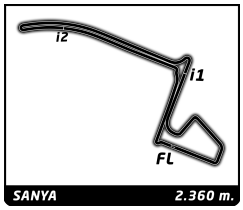

ABB FIA Formula E Championship

Round 6 - Sanya ePrix

Free Practice 2

Fastest Lap Sequence

Official Timekeeper TAGHeuer

Practice Time	Driver	Team	Car	Time	Kph	Lap
2:45.584	66 Daniel ABT	Audi Sport Abt Schaeffler Formula E Team	Audi e-tron FE05	**1:22.911**	102.5	2
2:50.089	94 Pascal WEHRLEIN	MAHINDRA RACING	Mahindra M5Electro	**1:14.377**	114.2	2
3:39.659	27 Alexander SIMS	BMW i ANDRETTI MOTORSPORT	BMW iFE.18	**1:09.088**	123.0	2
4:02.728	2 Sam BIRD	Envision Virgin Racing	Audi e-tron FE05	**1:08.906**	123.3	3
4:16.132	23 Sébastien BUEMI	Nissan e.dams	Nissan IM01	**1:08.496**	124.0	3
4:20.037	11 Lucas DI GRASSI	Audi Sport Abt Schaeffler Formula E Team	Audi e-tron FE05	**1:08.486**	124.1	2
9:29.182	28 Antonio Felix DA COSTA	BMW i ANDRETTI MOTORSPORT	BMW iFE.18	**1:08.262**	124.5	2
22:41.697	28 Antonio Felix DA COSTA	BMW i ANDRETTI MOTORSPORT	BMW iFE.18	**1:07.397**	126.1	10
27:43.382	23 Sébastien BUEMI	Nissan e.dams	Nissan IM01	**1:07.288**	126.3	15

Title Partner Global Partner Technical Partner Official Partners

FIA FORMULA E CHAMPIONSHIP 2018-19

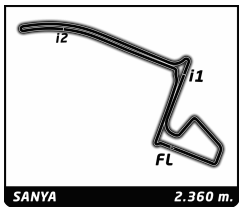

ABB FIA Formula E Championship

Round 6 - Sanya ePrix

Free Practice 2

Analysis

Official Timekeeper TAGHeuer

250KW 225KW Personal Best Session Best **B** Crossing the finish line in pit lane

2 Sam BIRD — GBR

Envision Virgin Racing — Audi e-tron FE05

Lap	Time	Sector 1	Sector 2	Sector 3	Kph	Elapsed
1	1:24.348	31.474	29.717	23.157	28.1	1:24.348
2	1:29.474	29.396	28.862	31.216	95.0	2:53.822
3	1:08.906	23.055	25.542	20.309	123.3	4:02.728
4	1:14.195 B	23.885	26.221	24.089	114.5	5:16.923
5	6:54.929	5:59.997	30.541	24.391	20.5	12:11.852
6	1:18.625	24.825	26.708	27.092	108.1	13:30.477
7	1:16.446 B	23.048	25.968	27.430	111.1	14:46.923
8	9:08.911	8:16.514	29.085	23.312	15.5	23:55.834
9	1:18.539	26.446	27.751	24.342	108.2	25:14.373
10	1:07.715	22.624	25.162	19.929	125.5	26:22.088
11	1:11.829	23.662	26.166	22.001	118.3	27:33.917
12	1:32.939	29.593	34.266	29.080	91.4	29:06.856
13	1:13.111	23.054	25.930	24.127	116.2	30:19.967

3 Nelson PIQUET — BRA

Panasonic Jaguar Racing — Jaguar I-Type III

Lap	Time	Sector 1	Sector 2	Sector 3	Kph	Elapsed
1	2:24.599	1:22.886	31.582	30.131	16.4	2:24.599
2	1:21.328 B	25.014	28.807	27.507	104.5	3:45.927
3	5:53.402	4:54.061	32.083	27.258	24.0	9:39.329
4	1:10.136	23.276	26.080	20.780	121.1	10:49.465
5	1:33.788	26.636	39.072	28.080	90.6	12:23.253
6	1:10.402	23.178	26.235	20.989	120.7	13:33.655
7	1:16.873 B	25.617	26.568	24.688	110.5	14:50.528
8	4:15.715	3:19.751	31.730	24.234	33.2	19:06.243
9	1:13.394	24.748	27.266	21.380	115.8	20:19.637
10	1:10.059	22.688	26.391	20.980	121.3	21:29.696
11	1:19.406 B	27.507	27.460	24.439	107.0	22:49.102
12	4:18.022	3:18.950	33.928	25.144	32.9	27:07.124
13	1:13.251	24.646	26.861	21.744	116.0	28:20.375
14	1:08.661	22.751	25.516	20.394	123.7	29:29.036
15	1:21.198	30.929	27.786	22.483	104.6	30:50.234

4 Robin FRIJNS — NLD

Envision Virgin Racing — Audi e-tron FE05

Lap	Time	Sector 1	Sector 2	Sector 3	Kph	Elapsed
1	1:29.478	34.467	30.330	24.681	26.5	1:29.478
2	1:27.937	26.271	28.907	32.759	96.6	2:57.415
3	1:10.793	23.403	26.475	20.915	120.0	4:08.208
4	1:19.166 B	25.706	28.981	24.479	107.3	5:27.374
5	6:07.002	5:10.669	32.371	23.962	23.1	11:34.376
6	1:21.968	26.713	29.780	25.475	103.7	12:56.344
7	1:08.277	22.792	25.157	20.328	124.4	14:04.621
8	1:17.747 B	26.408	26.481	24.858	109.3	15:22.368
9	11:09.142	...	34.080	25.020	12.7	26:31.510
10	1:22.066	28.598	30.960	22.508	103.5	27:53.576
11	1:17.955	22.531	25.125	30.299	109.0	29:11.531
12	1:12.784	24.498	26.679	21.607	116.7	30:24.315

5 Stoffel VANDOORNE — BEL

HWA RACELAB — Venturi VFE05

Lap	Time	Sector 1	Sector 2	Sector 3	Kph	Elapsed
1	6:37.534	5:40.230	32.511	24.793	6.0	6:37.534
2	1:08.927	22.869	25.625	20.433	123.3	7:46.461
3	1:12.804	25.668	26.086	21.050	116.7	8:59.265
4	1:15.344	25.363	27.425	22.556	112.8	10:14.609
5	1:14.714	25.741	26.998	21.975	113.7	11:29.323
6	1:14.583	25.549	27.030	22.004	113.9	12:43.906
7	1:12.861	24.288	26.972	21.601	116.6	13:56.767
8	1:12.151	23.763	26.595	21.793	117.8	15:08.918
9	1:12.684	23.845	26.611	22.228	116.9	16:21.602
10	1:10.415	23.256	26.234	20.925	120.7	17:32.017
11	1:27.340	31.172	31.390	24.778	97.3	18:59.357
12	1:10.058	23.190	26.115	20.753	121.3	20:09.415
13	1:24.374 B	27.725	27.890	28.759	100.7	21:33.789
14	1:59.300	1:06.676	29.167	23.457	71.2	23:33.089
15	1:07.808	22.402	25.350	20.056	125.3	24:40.897
16	1:15.995 B	23.523	26.146	26.326	111.8	25:56.892
17	4:17.188	3:29.423	26.581	21.184	33.0	30:14.080

6 Felipe NASR — BRA

GEOX DRAGON — Penske EV-3

Lap	Time	Sector 1	Sector 2	Sector 3	Kph	Elapsed
1	2:07.794	1:02.735	36.050	29.009	18.6	2:07.794
2	1:23.520	25.609	30.624	27.287	101.7	3:31.314
3	1:10.737	23.415	26.120	21.202	120.1	4:42.051
4	1:23.837	28.550	30.734	24.553	101.3	6:05.888
5	1:10.656	23.344	26.371	20.941	120.2	7:16.544
6	1:21.015 B	25.526	28.374	27.115	104.9	8:37.559
7	5:26.443	4:21.737	34.360	30.346	26.0	14:04.002
8	1:09.352	22.868	25.872	20.612	122.5	15:13.354
9	1:21.064	26.363	31.361	23.340	104.8	16:34.418
10	1:10.005	23.282	25.947	20.776	121.4	17:44.423
11	1:21.241 B	26.704	27.942	26.595	104.6	19:05.664
12	8:27.651	7:28.184	33.743	25.724	16.7	27:33.315
13	1:16.719	25.437	29.485	21.797	110.7	28:50.034
14	1:07.647	22.482	25.048	20.117	125.6	29:57.681
15	1:20.893	27.040	30.784	23.069	105.0	31:18.574

7 José Maria LOPEZ — ARG

GEOX DRAGON — Penske EV-3

Lap	Time	Sector 1	Sector 2	Sector 3	Kph	Elapsed
1	2:17.547	1:15.811	31.304	30.432	17.2	2:17.547
2	1:17.887	25.902	29.001	22.984	109.1	3:35.434
3	1:08.984	22.913	25.639	20.432	123.2	4:44.418
4	1:17.815 B	24.085	26.587	27.143	109.2	6:02.233
5	5:36.679	4:43.307	29.324	24.048	25.2	11:38.912
6	1:12.129	23.127	27.690	21.312	117.8	12:51.041
7	1:09.931	23.179	25.980	20.772	121.5	14:00.972
8	1:43.503	35.137	38.746	29.620	82.1	15:44.475
9	1:09.584	23.048	25.866	20.670	122.1	16:54.059
10	1:28.319 B	26.305	26.442	35.572	96.2	18:22.378
11	7:06.911	6:14.430	29.633	22.848	19.9	25:29.289
12	1:19.061	27.647	29.255	22.159	107.5	26:48.350
13	1:07.657	22.496	25.224	19.937	125.6	27:56.007
14	1:18.924 B	25.377	26.478	27.069	107.6	29:14.931
15	2:24.746	1:11.507	38.250	34.989	58.7	31:39.677

8 Tom DILLMANN — FRA

NIO Formula E Team — NIO Sport 004

Lap	Time	Sector 1	Sector 2	Sector 3	Kph	Elapsed
1	2:10.750	1:11.146	32.068	27.536	18.1	2:10.750
2	1:28.296	31.421	31.994	24.881	96.2	3:39.046
3	1:09.828	23.300	25.824	20.704	121.7	4:48.874
4	1:20.045	26.651	28.520	24.874	106.1	6:08.919
5	1:11.007	23.395	26.448	21.164	119.7	7:19.926
6	1:22.205	27.418	29.195	25.592	103.4	8:42.131

Title Partner Global Partner Technical Partner Official Partners

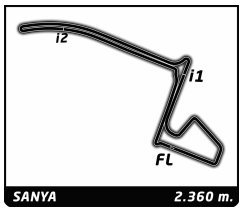

ABB FIA Formula E Championship

Round 6 - Sanya ePrix

Free Practice 2

Analysis

Official Timekeeper TAGHeuer

250KW 225KW Personal Best Session Best **B** Crossing the finish line in pit lane

11 Lucas DI GRASSI — BRA
Audi Sport Abt Schaeffler Formula E Te — Audi e-tron FE05

Lap	Time	Sector 1	Sector 2	Sector 3	Kph	Elapsed
1	3:11.551	2:13.243	27.107	31.201	12.4	3:11.551
2	1:08.486	22.915	25.303	20.268	124.1	4:20.037
3	1:17.240 B	24.314	26.554	26.372	110.0	5:37.277
4	8:37.320	7:46.988	28.045	22.287	16.4	14:14.597
5	1:11.344	23.766	26.630	20.948	119.1	15:25.941
6	1:14.475 B	23.911	26.051	24.513	114.1	16:40.416
7	4:40.355	3:47.266	26.132	26.957	30.3	21:20.771
8	1:13.498 B	23.041	25.803	24.654	115.6	22:34.269
9	5:30.815	4:38.180	27.625	25.010	25.7	28:05.084
10	1:07.578	22.415	25.190	19.973	125.7	29:12.662
11	1:12.022	24.387	26.376	21.259	118.0	30:24.684

16 Oliver TURVEY — GBR
NIO Formula E Team — NIO Sport 004

Lap	Time	Sector 1	Sector 2	Sector 3	Kph	Elapsed
1	2:13.486	1:14.653	30.837	27.996	17.8	2:13.486
2	1:28.082	30.672	31.043	26.367	96.5	3:41.568
3	1:10.207	23.340	26.044	20.823	121.0	4:51.775
4	1:21.029 B	25.661	27.512	27.856	104.9	6:12.804
5	6:52.870	5:59.896	29.313	23.661	20.6	13:05.674
6	1:11.387	23.489	26.470	21.428	119.0	14:17.061
7	1:10.361	23.287	25.978	21.096	120.7	15:27.422
8	1:20.843	27.334	28.294	25.215	105.1	16:48.265
9	1:10.414	23.196	26.056	21.162	120.7	17:58.679
10	1:27.244 B	26.898	29.279	31.067	97.4	19:25.923
11	4:55.141	3:58.434	30.276	26.431	28.8	24:21.064
12	1:28.684	30.230	30.528	27.926	95.8	25:49.748
13	1:08.433	22.773	25.312	20.348	124.2	26:58.181
14	1:28.917	27.797	31.790	29.330	95.5	28:27.098
15	1:11.684	23.530	26.427	21.727	118.5	29:38.782
16	1:12.426	23.422	26.516	22.488	117.3	30:51.208

17 Gary PAFFETT — GBR
HWA RACELAB — Venturi VFE05

Lap	Time	Sector 1	Sector 2	Sector 3	Kph	Elapsed
1	10:39.072	9:46.732	29.715	22.625	3.7	10:39.072
2	1:09.240	22.919	25.753	20.568	122.7	11:48.312
3	1:10.918	23.577	26.136	21.205	119.8	12:59.230
4	1:11.983	23.690	26.705	21.588	118.0	14:11.213
5	1:41.730	32.618	41.485	27.627	83.5	15:52.943
6	1:13.007	24.344	26.875	21.788	116.4	17:05.950
7	1:12.580	24.209	26.480	21.891	117.1	18:18.530
8	1:14.408	25.329	27.119	21.960	114.2	19:32.938
9	1:17.687 B	24.734	27.954	24.999	109.4	20:50.625
10	1:50.015	1:00.511	28.301	21.203	77.2	22:40.640
11	1:21.509 B	22.361	25.356	33.792	104.2	24:02.149
12	2:01.484	1:09.161	27.043	25.280	69.9	26:03.633
13	1:10.831	23.068	26.249	21.514	119.9	27:14.464
14	1:27.008	28.090	34.469	24.449	97.6	28:41.472
15	1:10.152	23.141	26.178	20.833	121.1	29:51.624
16	1:10.255	23.140	26.290	20.825	120.9	31:01.879

19 Felipe MASSA — BRA
Venturi Formula E Team — Venturi VFE05

Lap	Time	Sector 1	Sector 2	Sector 3	Kph	Elapsed
1	2:41.607	1:38.218	32.670	30.719	14.7	2:41.607
2	1:31.111	32.950	33.661	24.500	93.2	4:12.718
3	1:08.904	22.931	25.570	20.403	123.3	5:21.622
4	1:31.483	30.060	34.147	27.276	92.9	6:53.105
5	1:09.921	23.144	25.907	20.870	121.5	8:03.026
6	1:32.886	28.628	34.997	29.261	91.5	9:35.912
7	1:09.761	23.055	25.887	20.819	121.8	10:45.673
8	1:25.174	29.841	31.062	24.271	99.7	12:10.847
9	1:27.924 B	23.215	25.955	38.754	96.6	13:38.771
10	8:58.911	8:01.211	31.797	25.903	15.8	22:37.682
11	1:07.917	22.629	25.262	20.026	125.1	23:45.599
12	1:28.527 B	28.558	33.189	26.780	96.0	25:14.126
13	2:37.095	1:33.131	34.043	29.921	54.1	27:51.221
14	1:09.517	22.936	25.948	20.633	122.2	29:00.738
15	1:14.362	27.505	26.031	20.826	114.3	30:15.100

20 Mitch EVANS — NZL
Panasonic Jaguar Racing — Jaguar I-Type III

Lap	Time	Sector 1	Sector 2	Sector 3	Kph	Elapsed
1	2:03.275	1:00.047	35.010	28.218	19.2	2:03.275
2	1:35.967 B	32.285	31.604	32.078	88.5	3:39.242
3	5:18.717	4:22.068	32.601	24.048	26.7	8:57.959
4	1:10.033	23.143	26.083	20.807	121.3	10:07.992
5	1:19.917 B	24.873	27.865	27.179	106.3	11:27.909
6	5:32.419	4:29.739	31.083	31.597	25.6	17:00.328
7	1:17.294	27.742	27.142	22.410	109.9	18:17.622
8	1:08.367	22.718	25.430	20.219	124.3	19:25.989
9	1:19.524 B	25.161	27.275	27.088	106.8	20:45.513
10	4:31.370	3:34.308	31.572	25.490	31.3	25:16.883
11	1:23.361	27.885	28.816	26.660	101.9	26:40.244
12	1:07.578	22.426	25.150	20.002	125.7	27:47.822
13	1:31.205	34.790	29.476	26.939	93.2	29:19.027
14	1:09.971	22.907	26.274	20.790	121.4	30:28.998

22 Oliver ROWLAND — GBR
Nissan e.dams — Nissan IM01

Lap	Time	Sector 1	Sector 2	Sector 3	Kph	Elapsed
1	1:47.887	54.449	28.015	25.423	22.0	1:47.887
2	1:30.251	27.524	29.976	32.751	94.1	3:18.138
3	1:08.862	22.873	25.650	20.339	123.4	4:27.000
4	1:19.215 B	24.479	26.587	28.149	107.3	5:46.215
5	4:56.591	4:03.984	27.904	24.703	28.6	10:42.806
6	1:13.026	24.141	27.034	21.851	116.3	11:55.832
7	1:12.305	23.917	26.686	21.702	117.5	13:08.137
8	1:11.906	23.719	26.343	21.844	118.2	14:20.043
9	1:23.001	28.010	30.713	24.278	102.4	15:43.044
10	1:09.370	22.988	25.771	20.611	122.5	16:52.414
11	1:22.290	24.999	29.686	27.605	103.2	18:14.704
12	1:09.301	22.906	25.678	20.717	122.6	19:24.005
13	1:19.422 B	24.996	26.939	27.487	107.0	20:43.427
14	5:17.860	4:27.052	27.304	23.504	26.7	26:01.287

Title Partner Global Partner Technical Partner Official Partners

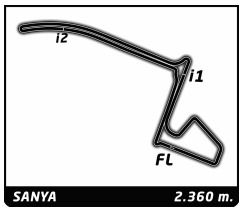

ABB FIA Formula E Championship

Round 6 - Sanya ePrix

Free Practice 2

Analysis

Official Timekeeper TAGHeuer

250KW 225KW Personal Best Session Best **B** Crossing the finish line in pit lane

Lap	Time		Sector 1	Sector 2	Sector 3	Kph	Elapsed
15	1:07.453		22.391	25.002	20.060	126.0	27:08.740
16	1:23.890		26.073	30.260	27.557	101.3	28:32.630
17	1:09.339		22.955	25.651	20.733	122.5	29:41.969
18	1:11.446		23.036	26.199	22.211	118.9	30:53.415

23 Sébastien BUEMI — CHE
Nissan e.dams — Nissan IM01

Lap	Time		Sector 1	Sector 2	Sector 3	Kph	Elapsed
1	1:40.640		45.329	30.339	24.972	23.6	1:40.640
2	1:26.996		28.940	28.461	29.595	97.7	3:07.636
3	1:08.496		22.840	25.349	20.307	124.0	4:16.132
4	1:25.527 B		28.655	28.327	28.545	99.3	5:41.659
5	5:05.408		4:09.571	27.768	28.069	27.8	10:47.067
6	1:12.510		24.223	26.498	21.789	117.2	11:59.577
7	1:12.102		23.851	26.613	21.638	117.8	13:11.679
8	1:11.796		23.730	26.449	21.617	118.3	14:23.475
9	1:24.724		28.060	31.068	25.596	100.3	15:48.199
10	1:09.054		22.828	25.703	20.523	123.0	16:57.253
11	1:30.232		33.960	30.732	25.540	94.2	18:27.485
12	2:04.306 B		54.365	38.647	31.294	68.3	20:31.791
13	4:43.943		3:50.921	29.651	23.371	29.9	25:15.734
14	1:20.360		26.425	28.100	25.835	105.7	26:36.094
15	1:07.288		22.462	24.986	19.840	126.3	27:43.382
16	1:25.223 B		27.903	27.592	29.728	99.7	29:08.605

25 Jean-Eric VERGNE — FRA
DS TECHEETAH — DS E-TENSE FE19

Lap	Time		Sector 1	Sector 2	Sector 3	Kph	Elapsed
1	2:32.990		1:39.529	28.560	24.901	15.5	2:32.990
2	1:09.342		22.919	25.574	20.849	122.5	3:42.332
3	1:22.505		26.599	30.880	25.026	103.0	5:04.837
4	1:14.067		22.821	27.123	24.123	114.7	6:18.904
5	1:09.561		22.916	25.897	20.748	122.1	7:28.465
6	1:09.621		22.973	25.924	20.724	122.0	8:38.086
7	1:34.929		28.476	39.306	27.147	89.5	10:13.015
8	1:12.690		22.995	27.800	21.895	116.9	11:25.705
9	1:11.993		23.889	26.504	21.600	118.0	12:37.698
10	1:18.095		23.757	28.482	25.856	108.8	13:55.793
11	1:11.746		23.010	26.727	22.009	118.4	15:07.539
12	1:16.088 B		23.124	27.109	25.855	111.7	16:23.627
13	9:19.490		8:30.138	27.142	22.210	15.2	25:43.117
14	1:07.465		22.380	25.054	20.031	125.9	26:50.582
15	1:21.536 B		25.971	28.231	27.334	104.2	28:12.118

27 Alexander SIMS — GBR
BMW i ANDRETTI MOTORSPORT — BMW iFE.18

Lap	Time		Sector 1	Sector 2	Sector 3	Kph	Elapsed
1	2:30.571		1:38.839	28.213	23.519	15.8	2:30.571
2	1:09.088		23.109	25.320	20.659	123.0	3:39.659
3	1:38.821		26.400	39.293	33.128	86.0	5:18.480
4	1:10.450		23.134	26.089	21.227	120.6	6:28.930
5	1:38.164		29.348	38.800	30.016	86.5	8:07.094
6	1:09.643		23.007	26.071	20.565	122.0	9:16.737
7	1:18.194 B		25.118	26.750	26.326	108.7	10:34.931
8	8:00.745		7:01.262	31.260	28.223	17.7	18:35.676
9	1:08.732		23.674	25.017	20.041	123.6	19:44.408
10	1:27.269		23.183	35.624	28.462	97.4	21:11.677
11	1:10.081		23.159	25.928	20.994	121.2	22:21.758
12	1:22.467 B		27.890	28.967	25.610	103.0	23:44.225
13	7:29.211		6:05.980	44.364	38.867	18.9	31:13.436

28 Antonio Felix DA COSTA — PRT
BMW i ANDRETTI MOTORSPORT — BMW iFE.18

Lap	Time		Sector 1	Sector 2	Sector 3	Kph	Elapsed
1	8:20.920		7:29.465	28.706	22.749	4.7	8:20.920
2	1:08.262		22.798	25.198	20.266	124.5	9:29.182
3	1:15.549		25.334	27.434	22.781	112.5	10:44.731
4	1:21.929		30.281	29.749	21.899	103.7	12:06.660
5	1:09.970		23.009	26.190	20.771	121.4	13:16.630
6	1:28.704		30.377	33.772	24.555	95.8	14:45.334
7	1:09.538		22.868	25.955	20.715	122.2	15:54.872
8	1:20.810 B		25.519	28.064	27.227	105.1	17:15.682
9	4:18.618		3:27.721	29.229	21.668	32.9	21:34.300
10	1:07.397		22.388	25.077	19.932	126.1	22:41.697
11	1:26.101		29.033	34.150	22.918	98.7	24:07.798
12	1:14.280 B		23.018	25.792	25.470	114.4	25:22.078
13	5:16.516		4:19.792	32.313	24.411	26.8	30:38.594

36 André LOTTERER — DEU
DS TECHEETAH — DS E-TENSE FE19

Lap	Time		Sector 1	Sector 2	Sector 3	Kph	Elapsed
1	2:37.446		1:41.793	27.857	27.796	15.1	2:37.446
2	1:09.734		22.956	26.141	20.637	121.8	3:47.180
3	1:14.582		23.201	26.833	24.548	113.9	5:01.762
4	1:09.478		22.954	25.799	20.725	122.3	6:11.240
5	1:09.684		22.962	25.986	20.736	121.9	7:20.924
6	1:30.465		32.208	31.730	26.527	93.9	8:51.389
7	1:12.388		23.972	26.846	21.570	117.4	10:03.777
8	1:12.623		23.829	26.822	21.972	117.0	11:16.400
9	1:24.991		27.148	32.078	25.765	100.0	12:41.391
10	1:09.630		22.941	25.843	20.846	122.0	13:51.021
11	1:12.971		23.114	26.856	23.001	116.4	15:03.992
12	1:21.625		22.965	36.862	21.798	104.1	16:25.617
13	1:11.698		23.899	26.383	21.416	118.5	17:37.315
14	1:40.005		28.213	41.252	30.540	85.0	19:17.320
15	1:09.687		22.979	25.947	20.761	121.9	20:27.007
16	1:13.917 B		23.525	26.417	23.975	114.9	21:40.924
17	4:47.549		3:58.516	26.880	22.153	29.5	26:28.473
18	1:07.952		22.675	25.076	20.201	125.0	27:36.425
19	1:21.279 B		26.236	28.105	26.938	104.5	28:57.704

48 Edoardo MORTARA — CHE
Venturi Formula E Team — Venturi VFE05

Lap	Time		Sector 1	Sector 2	Sector 3	Kph	Elapsed
1	4:57.160		3:50.824	36.275	30.061	8.0	4:57.160
2	1:09.704		23.557	25.507	20.640	121.9	6:06.864
3	1:16.840		28.680	26.614	21.546	110.6	7:23.704
4	1:23.709		27.715	29.918	26.076	101.5	8:47.413
5	1:10.151		23.298	25.933	20.920	121.1	9:57.564
6	1:23.579		28.113	32.199	23.267	101.7	11:21.143
7	1:14.234		23.284	25.932	25.018	114.4	12:35.377
8	1:12.763		24.219	26.848	21.696	116.8	13:48.140
9	1:12.824		24.500	26.725	21.599	116.7	15:00.964
10	1:12.652		24.317	26.642	21.693	116.9	16:13.616
11	1:12.880		24.247	26.948	21.685	116.6	17:26.496
12	1:12.847		24.212	26.828	21.807	116.6	18:39.343
13	1:16.465 B		24.414	26.774	25.277	111.1	19:55.808
14	5:39.504		4:41.773	31.727	26.004	25.0	25:35.312
15	1:07.528		22.519	25.028	19.981	125.8	26:42.840
16	1:11.642		24.157	26.028	21.457	118.6	27:54.482

Title Partner Global Partner Technical Partner Official Partners

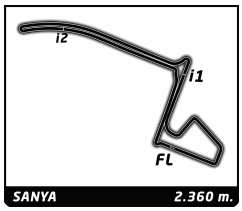

ABB FIA Formula E Championship

Round 6 - Sanya ePrix

Free Practice 2

Analysis

Official Timekeeper TAGHeuer

250KW 225KW Personal Best Session Best **B** Crossing the finish line in pit lane

Lap	Time		Sector 1	Sector 2	Sector 3	Kph	Elapsed
17	1:18.513 B		23.789	26.690	28.034	108.2	29:12.995

64 Jérôme D'AMBROSIO — BEL

MAHINDRA RACING — Mahindra M5Electro

Lap	Time		Sector 1	Sector 2	Sector 3	Kph	Elapsed
1	1:38.605		43.143	29.633	25.829	24.1	1:38.605
2	1:24.542		24.046	28.639	31.857	100.5	3:03.147
3	1:10.542		23.220	26.458	20.864	120.4	4:13.689
4	1:16.874		27.239	28.111	21.524	110.5	5:30.563
5	1:09.942		23.096	25.941	20.905	121.5	6:40.505
6	1:19.250 B		24.174	27.529	27.547	107.2	7:59.755
7	5:38.022		4:41.086	30.996	25.940	25.1	13:37.777
8	1:20.188	225KW	28.433	28.568	23.187	106.0	14:57.965
9	1:08.391	225KW	22.665	25.407	20.319	124.2	16:06.356
10	1:22.057 B	225KW	25.110	26.377	30.570	103.5	17:28.413
11	7:19.551		6:20.470	32.274	26.807	19.3	24:47.964
12	1:26.827	250KW	26.220	33.394	27.213	97.8	26:14.791
13	1:07.456	250KW	22.455	24.989	20.012	125.9	27:22.247
14	1:18.722 B	250KW	23.928	26.240	28.554	107.9	28:40.969
15	2:25.016		1:25.675	32.522	26.819	58.6	31:05.985

66 Daniel ABT — DEU

Audi Sport Abt Schaeffler Formula E Te — Audi e-tron FE05

Lap	Time		Sector 1	Sector 2	Sector 3	Kph	Elapsed
1	1:22.673		29.738	28.745	24.190	28.7	1:22.673
2	1:22.911	225KW	26.948	27.496	28.467	102.5	2:45.584
3	1:09.343	225KW	23.172	25.576	20.595	122.5	3:54.927
4	1:14.724 B		24.312	26.039	24.373	113.7	5:09.651
5	7:05.670		6:11.846	31.823	22.001	20.0	12:15.321
6	1:11.265		23.741	26.165	21.359	119.2	13:26.586
7	1:10.280		23.161	26.145	20.974	120.9	14:36.866
8	1:17.412		23.139	26.114	28.159	109.8	15:54.278
9	1:14.955 B		23.596	27.256	24.103	113.3	17:09.233
10	4:05.600		3:17.314	26.185	22.101	34.6	21:14.833
11	1:10.878		23.200	26.514	21.164	119.9	22:25.711
12	1:10.042		23.408	25.948	20.686	121.3	23:35.753
13	1:19.241 B		24.936	28.294	26.011	107.2	24:54.994
14	4:55.227	250KW	4:06.162	26.377	22.688	28.8	29:50.221
15	1:08.049	250KW	22.701	25.192	20.156	124.9	30:58.270

94 Pascal WEHRLEIN — DEU

MAHINDRA RACING — Mahindra M5Electro

Lap	Time		Sector 1	Sector 2	Sector 3	Kph	Elapsed
1	1:35.712		37.454	31.511	26.747	24.8	1:35.712
2	1:14.377		23.753	25.950	24.674	114.2	2:50.089
3	1:10.188		23.408	25.887	20.893	121.0	4:00.277
4	1:09.905		23.180	25.903	20.822	121.5	5:10.182
5	1:17.790 B		23.307	27.026	27.457	109.2	6:27.972
6	12:51.867		...	26.814	24.295	11.0	19:19.839
7	1:15.440	250KW	24.922	27.770	22.748	112.6	20:35.279
8	1:19.702 B	250KW	22.463	25.379	31.860	106.6	21:54.981

Title Partner Global Partner Technical Partner Official Partners

FIA FORMULA E CHAMPIONSHIP 2018-19

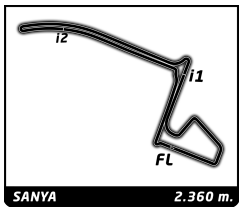

Round 6 - Sanya ePrix

ABB FIA Formula E Championship

Free Practice 2

Weather Report

Official Timekeeper TAGHeuer

Air Temperature

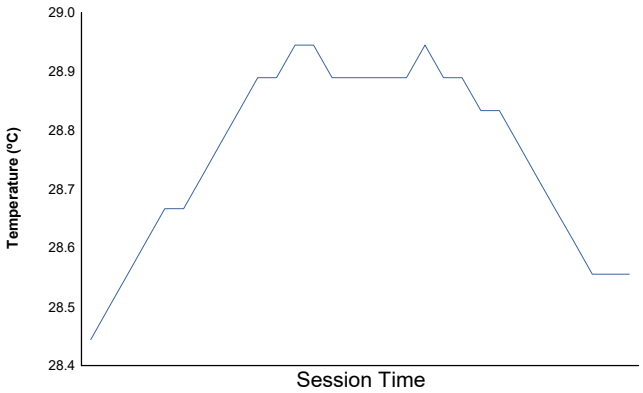

Track Temperature

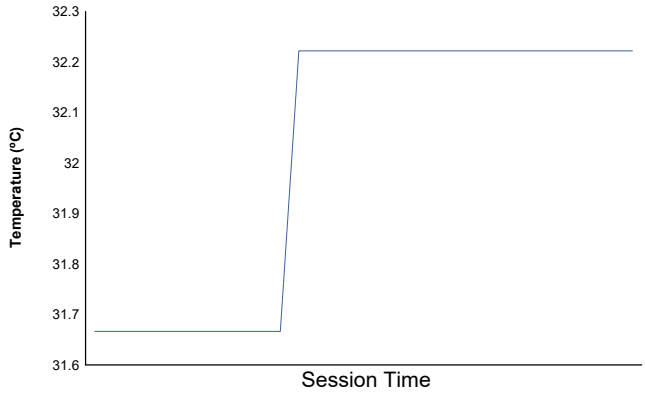

Humidity

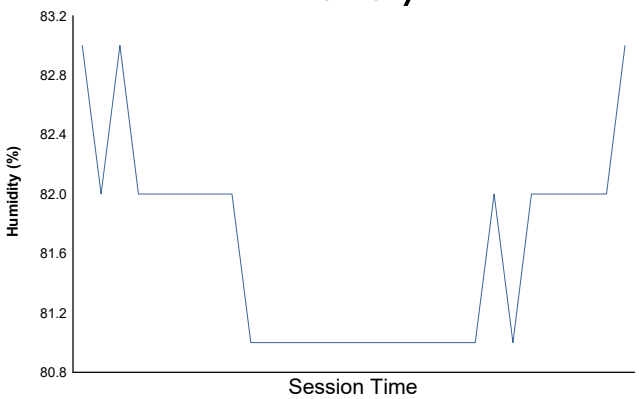

Pressure

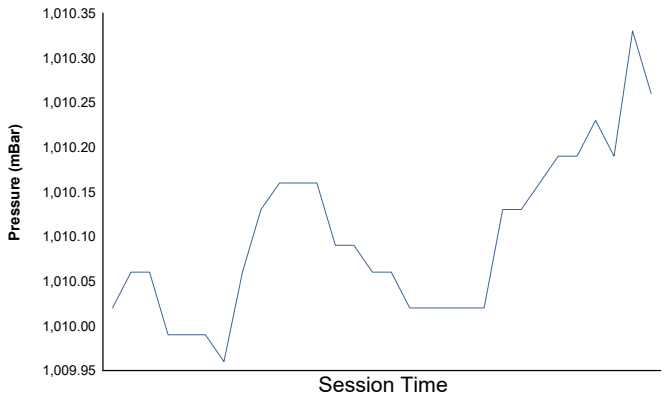

Wind Speed

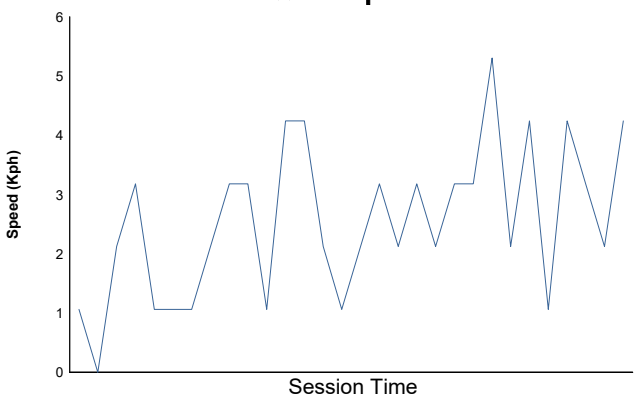

Wind direction

North = 0º/360º Est = 90º South = 180º West= 270º

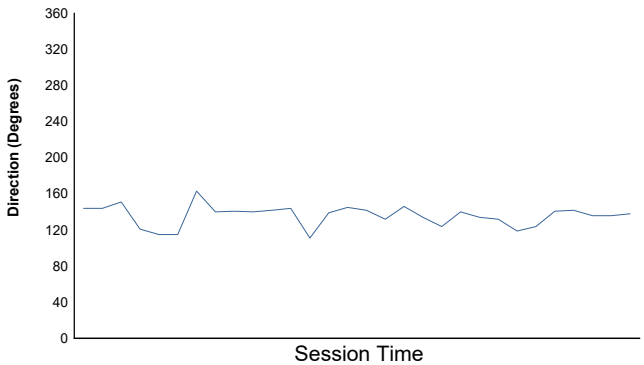

Track Status: **DRY**

Title Partner Global Partner Technical Partner Official Partners

FIA FORMULA E CHAMPIONSHIP 2018-19

Doc No. Date: 23/03/2019 Posted at:

ABB FIA FORMULA E CHAMPIONSHIP

Round 6 - Sanya ePrix - Qualifying Group 1

CLASSIFICATION

Official Timekeeper: TAGHeuer

POS	NO	DRIVER	NAT	TEAM	CAR	TIME	LAP	TOTAL	GAP		KPH
1	28	**Antonio Felix DA COSTA**	PRT	BMW i ANDRETTI MOTORSPORT	BMW iFE.18	**1:07.951**	2	2	-	-	**125.0**
2	64	**Jérôme D'AMBROSIO**	BEL	MAHINDRA RACING	Mahindra M5Electro	**1:08.372**	3	3	+0.421	+0.421	**124.3**
3	11	**Lucas DI GRASSI**	BRA	Audi Sport Abt Schaeffler Formula E Team	Audi e-tron FE05	**1:08.468**	2	2	+0.517	+0.096	**124.1**
4	48	**Edoardo MORTARA**	CHE	Venturi Formula E Team	Venturi VFE05	**1:08.504**	2	2	+0.553	+0.036	**124.0**
5	2	**Sam BIRD**	GBR	Envision Virgin Racing	Audi e-tron FE05	**1:08.641**	3	3	+0.690	+0.137	**123.8**

FASTEST LAP

28	**Antonio Felix DA COSTA**	PRT	BMW i ANDRETTI MOTORSPORT	BMW iFE.18	1:07.951 on Lap 2	125.0 Kph

Clerk of the Course:
Wang Feng

Timekeeper:
Lleó Batlles

Series Partners:

Title Partner Global Partner Technical Partner Official Partners

No part of these results/data may be reproduced, stored in a retrieval system or transmitted in any form or by any means electronic, mechanical, photocopying, recording, broadcasting or otherwise without prior permission of the copyright holder except for reproduction in local/national/international daily press and regular printed publications on sale to the public within 90 days of the event to which the results/data relate and provided that the copyright symbol appears together with the name of the copyright holder.

The FÉDÉRATION INTERNATIONALE DE L'AUTOMOBILE logo, FÉDÉRATION INTERNATIONALE DE L'AUTOMOBILE, FIA logo, FIA, FIA FORMULA-E CHAMPIONSHIP, FIA FORMULA-E CHAMPIONSHIP logo and related marks are protectedtrademarks of the Fédération Internationale de l'Automobile (FIA), Chemin de Blandonnet 2, 1214 Vernier, Switzerland.

©2019, Fédération Internationale de l'Automobile (FIA)

FIA FORMULA E CHAMPIONSHIP 2018-19

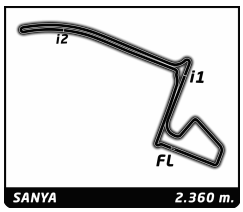

ABB FIA Formula E Championship

Round 6 - Sanya ePrix

Qualifying Group 1

Best Sector Times

Official Timekeeper TAGHeuer

	SECTOR 1			SECTOR 2			SECTOR 3							
Pos		Driver	Time		Driver	Time		Driver	Time	Pos		Driver	Ideal Lap	Best Lap	
1	28	A.DA COSTA	22.847	28	A.DA COSTA	25.128	28	A.DA COSTA	19.976	1	28	A.DA COSTA	1:07.951	1:07.951	(1)
2	64	J.D'AMBROSIO	22.970	48	E.MORTARA	25.192	11	L.DI GRASSI	20.029	2	64	J.D'AMBROSIO	1:08.372	1:08.372	(2)
3	11	L.DI GRASSI	23.104	64	J.D'AMBROSIO	25.199	48	E.MORTARA	20.164	3	11	L.DI GRASSI	1:08.468	1:08.468	(3)
4	48	E.MORTARA	23.148	2	S.BIRD	25.316	2	S.BIRD	20.176	4	48	E.MORTARA	1:08.504	1:08.504	(4)
5	2	S.BIRD	23.149	11	L.DI GRASSI	25.335	64	J.D'AMBROSIO	20.203	5	2	S.BIRD	1:08.641	1:08.641	(5)

Title Partner Global Partner Technical Partner Official Partners

FIA FORMULA E CHAMPIONSHIP 2018-19

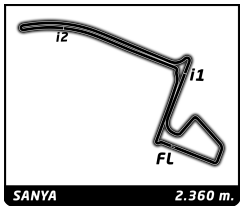

ABB FIA Formula E Championship

Round 6 - Sanya ePrix

Qualifying Group 1

Fastest Lap Sequence

Official Timekeeper TAGHeuer

Practice Time	Driver	Team	Car	Time	Kph	Lap
5:39.732	2 Sam BIRD	Envision Virgin Racing	Audi e-tron FE05	**1:28.164**	96.4	2
5:52.703	64 Jérôme D'AMBROSIO	MAHINDRA RACING	Mahindra M5Electro	**1:19.204**	107.3	2
6:48.373	2 Sam BIRD	Envision Virgin Racing	Audi e-tron FE05	**1:08.641**	123.8	3
6:53.512	11 Lucas DI GRASSI	Audi Sport Abt Schaeffler Formula E Team	Audi e-tron FE05	**1:08.468**	124.1	2
6:57.015	28 Antonio Felix DA COSTA	BMW i ANDRETTI MOTORSPORT	BMW iFE.18	**1:07.951**	125.0	2

Title Partner Global Partner Technical Partner Official Partners

FIA FORMULA E CHAMPIONSHIP 2018-19

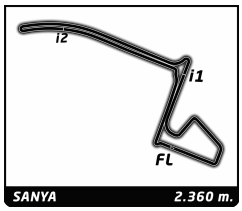

ABB FIA Formula E Championship

Round 6 - Sanya ePrix

Qualifying Group 1

Analysis

Official Timekeeper TAGHeuer

250KW 225KW Personal Best Session Best **B** Crossing the finish line in pit lane

2 Sam BIRD — GBR

Envision Virgin Racing — Audi e-tron FE05

Lap	Time	Sector 1	Sector 2	Sector 3	Kph	Elapsed
1	4:11.568	3:15.592	30.644	25.332	9.4	4:11.568
2	1:28.164	28.149	33.770	26.245	96.4	5:39.732
3	1:08.641	23.149	25.316	20.176	123.8	6:48.373

11 Lucas DI GRASSI — BRA

Audi Sport Abt Schaeffler Formula E Te — Audi e-tron FE05

Lap	Time	Sector 1	Sector 2	Sector 3	Kph	Elapsed
1	5:45.044	4:48.982	28.635	27.427	6.9	5:45.044
2	1:08.468	23.104	25.335	20.029	124.1	6:53.512

28 Antonio Felix DA COSTA — PRT

BMW i ANDRETTI MOTORSPORT — BMW iFE.18

Lap	Time	Sector 1	Sector 2	Sector 3	Kph	Elapsed
1	5:49.064	4:54.126	28.964	25.974	6.8	5:49.064
2	1:07.951	22.847	25.128	19.976	125.0	6:57.015

48 Edoardo MORTARA — CHE

Venturi Formula E Team — Venturi VFE05

Lap	Time	Sector 1	Sector 2	Sector 3	Kph	Elapsed
1	5:54.054	5:00.752	28.810	24.492	6.7	5:54.054
2	1:08.504	23.148	25.192	20.164	124.0	7:02.558

64 Jérôme D'AMBROSIO — BEL

MAHINDRA RACING — Mahindra M5Electro

Lap	Time	Sector 1	Sector 2	Sector 3	Kph	Elapsed
1	4:33.499	3:41.240	28.645	23.614	8.7	4:33.499
2	1:19.204	25.565	28.499	25.140	107.3	5:52.703
3	1:08.372	22.970	25.199	20.203	124.3	7:01.075

Title Partner Global Partner Technical Partner Official Partners

FIA FORMULA E CHAMPIONSHIP 2018-19

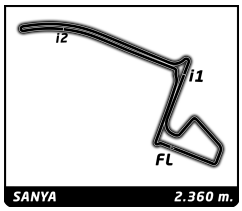

Round 6 - Sanya ePrix

ABB FIA Formula E Championship

Qualifying Group 1

Weather Report

Official Timekeeper TAGHeuer

Air Temperature

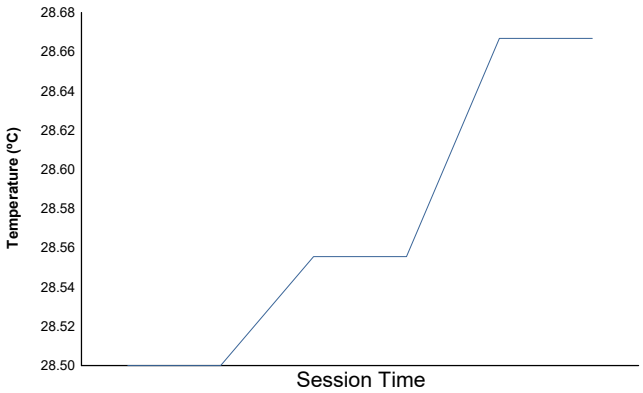

Track Temperature

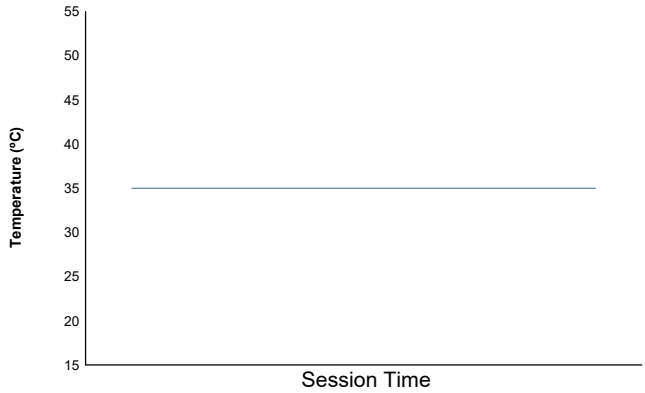

Humidity

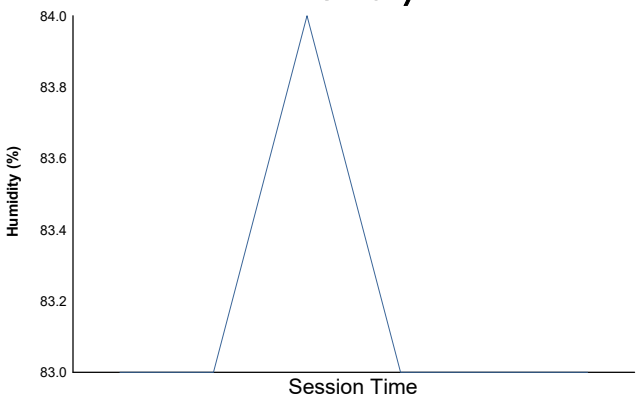

Pressure

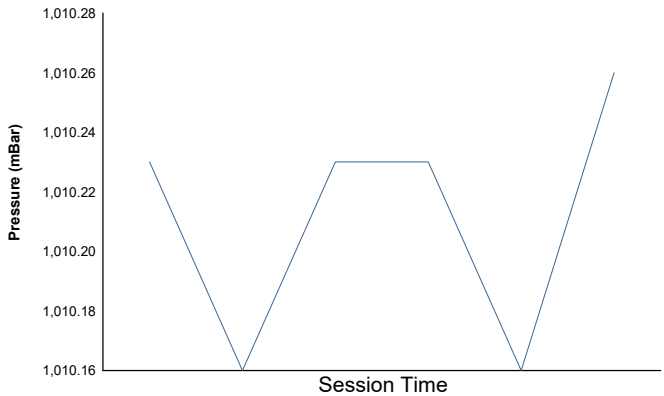

Wind Speed

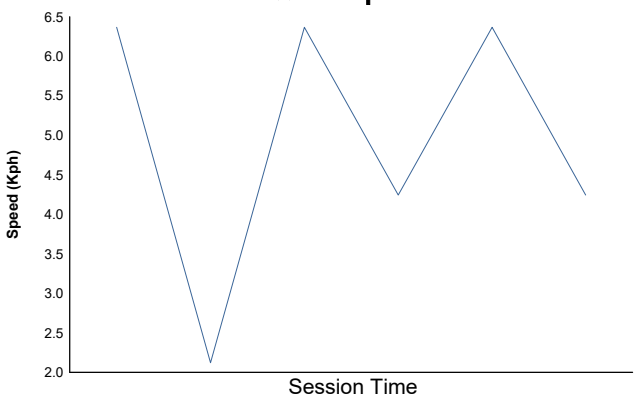

Wind direction

North = 0º/360º Est = 90º South = 180º West= 270º

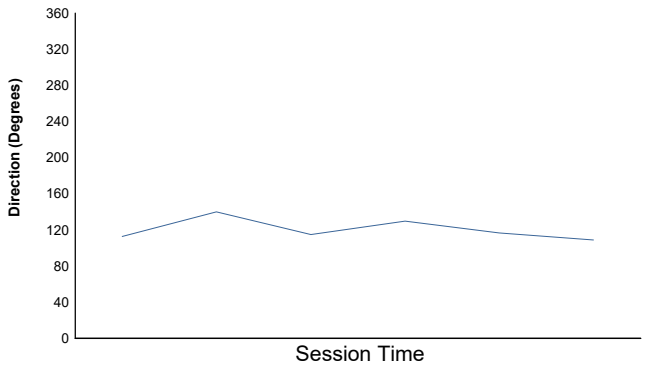

Track Status: **DRY**

Title Partner Global Partner Technical Partner Official Partners

FIA FORMULA E CHAMPIONSHIP 2018-19

Doc No. Date: 23/03/2019 Posted at:

ABB FIA FORMULA E CHAMPIONSHIP

Round 6 - Sanya ePrix - Qualifying Group 2

CLASSIFICATION

Official Timekeeper: TAGHeuer

POS	NO	DRIVER	NAT	TEAM	CAR	TIME	LAP	TOTAL	GAP		KPH
1	66	**Daniel ABT**	DEU	Audi Sport Abt Schaeffler Formula E Team	Audi e-tron FE05	**1:08.358**	3	3	-	-	**124.3**
2	36	**André LOTTERER**	DEU	DS TECHEETAH	DS E-TENSE FE19	**1:08.371**	2	2	+0.013	+0.013	**124.3**
3	94	**Pascal WEHRLEIN**	DEU	MAHINDRA RACING	Mahindra M5Electro	**1:08.455**	3	3	+0.097	+0.084	**124.1**
4	4	**Robin FRIJNS**	NLD	Envision Virgin Racing	Audi e-tron FE05	**1:08.546**	3	3	+0.188	+0.091	**123.9**
5	20	**Mitch EVANS**	NZL	Panasonic Jaguar Racing	Jaguar I-Type III	**1:08.955**	3	3	+0.597	+0.409	**123.2**

FASTEST LAP

66	**Daniel ABT**	DEU	Audi Sport Abt Schaeffler Formula E Team	Audi e-tron FE05	1:08.358 on Lap 3	124.3 Kph

Clerk of the Course:
Wang Feng

Timekeeper:
Lleó Batlles

Series Partners:

Title Partner Global Partner Technical Partner Official Partners

No part of these results/data may be reproduced, stored in a retrieval system or transmitted in any form or by any means electronic, mechanical, photocopying, recording, broadcasting or otherwise without prior permission of the copyright holder except for reproduction in local/national/international daily press and regular printed publications on sale to the public within 90 days of the event to which the results/data relate and provided that the copyright symbol appears together with the name of the copyright holder.

The FÉDÉRATION INTERNATIONALE DE L'AUTOMOBILE logo, FÉDÉRATION INTERNATIONALE DE L'AUTOMOBILE, FIA logo, FIA, FIA FORMULA-E CHAMPIONSHIP, FIA FORMULA-E CHAMPIONSHIP logo and related marks are protectedtrademarks of the Fédération Internationale de l'Automobile (FIA), Chemin de Blandonnet 2, 1214 Vernier, Switzerland.

©2019, Fédération Internationale de l'Automobile (FIA)

FIA FORMULA E CHAMPIONSHIP 2018-19

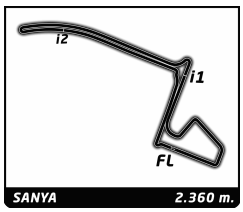

ABB FIA Formula E Championship

Round 6 - Sanya ePrix

Qualifying Group 2

Best Sector Times

Official Timekeeper TAGHeuer

	SECTOR 1		SECTOR 2		SECTOR 3						
Pos	Driver	Time	Driver	Time	Driver	Time	Pos	Driver	Ideal Lap	Best Lap	
1	4 R.FRIJNS	22.876	66 D.ABT	25.240	94 P.WEHRLEIN	20.062	1	66 D.ABT	1:08.358	1:08.358	(1)
2	36 A.LOTTERER	22.933	36 A.LOTTERER	25.269	66 D.ABT	20.092	2	36 A.LOTTERER	1:08.371	1:08.371	(2)
3	20 M.EVANS	23.012	94 P.WEHRLEIN	25.283	20 M.EVANS	20.140	3	94 P.WEHRLEIN	1:08.455	1:08.455	(3)
4	66 D.ABT	23.026	4 R.FRIJNS	25.446	36 A.LOTTERER	20.169	4	4 R.FRIJNS	1:08.546	1:08.546	(4)
5	94 P.WEHRLEIN	23.110	20 M.EVANS	25.803	4 R.FRIJNS	20.224	5	20 M.EVANS	1:08.955	1:08.955	(5)

Title Partner Global Partner Technical Partner Official Partners

FIA FORMULA E CHAMPIONSHIP 2018-19

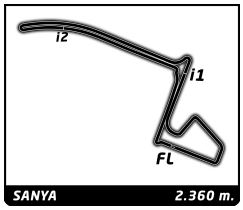

ABB FIA Formula E Championship

Round 6 - Sanya ePrix

Qualifying Group 2

Fastest Lap Sequence

Official Timekeeper TAGHeuer

Practice Time	Driver	Team	Car	Time	Kph	Lap
5:14.287	4 Robin FRIJNS	Envision Virgin Racing	Audi e-tron FE05	**1:17.442**	109.7	2
5:48.206	66 Daniel ABT	Audi Sport Abt Schaeffler Formula E Team	Audi e-tron FE05	**1:17.103**	110.2	2
5:59.186	36 André LOTTERER	DS TECHEETAH	DS E-TENSE FE19	**1:08.371**	124.3	2
6:56.564	66 Daniel ABT	Audi Sport Abt Schaeffler Formula E Team	Audi e-tron FE05	**1:08.358**	124.3	3

Title Partner Global Partner Technical Partner Official Partners

FIA FORMULA E CHAMPIONSHIP 2018-19

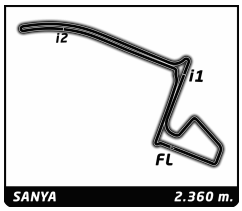

ABB FIA Formula E Championship

Round 6 - Sanya ePrix

Qualifying Group 2

Analysis

Official Timekeeper TAGHeuer

250KW 225KW Personal Best Session Best **B** Crossing the finish line in pit lane

4 Robin FRIJNS — NLD

Envision Virgin Racing — Audi e-tron FE05

Lap	Time	Sector 1	Sector 2	Sector 3	Kph	Elapsed
1	3:56.845	3:01.331	30.633	24.881	10.0	3:56.845
2	1:17.442	26.310	28.719	22.413	109.7	5:14.287
3	1:08.546	22.876	25.446	20.224	123.9	6:22.833

20 Mitch EVANS — NZL

Panasonic Jaguar Racing — Jaguar I-Type III

Lap	Time	Sector 1	Sector 2	Sector 3	Kph	Elapsed
1	4:20.551	3:22.448	32.057	26.046	9.1	4:20.551
2	1:19.510	27.267	29.214	23.029	106.9	5:40.061
3	1:08.955	23.012	25.803	20.140	123.2	6:49.016

36 André LOTTERER — DEU

DS TECHEETAH — DS E-TENSE FE19

Lap	Time	Sector 1	Sector 2	Sector 3	Kph	Elapsed
1	4:50.815	3:55.024	29.864	25.927	8.2	4:50.815
2	1:08.371	22.933	25.269	20.169	124.3	5:59.186

66 Daniel ABT — DEU

Audi Sport Abt Schaeffler Formula E Te — Audi e-tron FE05

Lap	Time	Sector 1	Sector 2	Sector 3	Kph	Elapsed
1	4:31.103	3:39.516	28.339	23.248	8.8	4:31.103
2	1:17.103	23.862	28.287	24.954	110.2	5:48.206
3	1:08.358	23.026	25.240	20.092	124.3	6:56.564

94 Pascal WEHRLEIN — DEU

MAHINDRA RACING — Mahindra M5Electro

Lap	Time	Sector 1	Sector 2	Sector 3	Kph	Elapsed
1	4:24.857	3:34.365	27.481	23.011	9.0	4:24.857
2	1:19.317	24.358	31.410	23.549	107.1	5:44.174
3	1:08.455	23.110	25.283	20.062	124.1	6:52.629

Title Partner Global Partner Technical Partner Official Partners

FIA FORMULA E CHAMPIONSHIP 2018-19

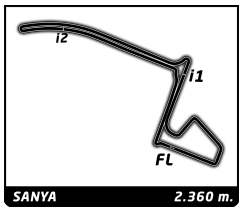

Round 6 - Sanya ePrix

ABB FIA Formula E Championship
Qualifying Group 2

Weather Report

Official Timekeeper TAGHeuer

Air Temperature

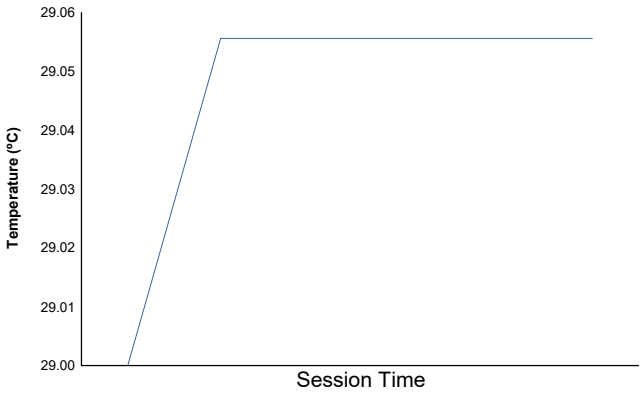

Track Temperature

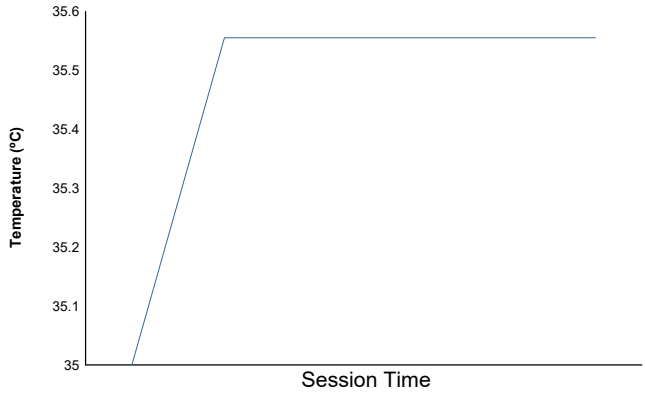

Humidity

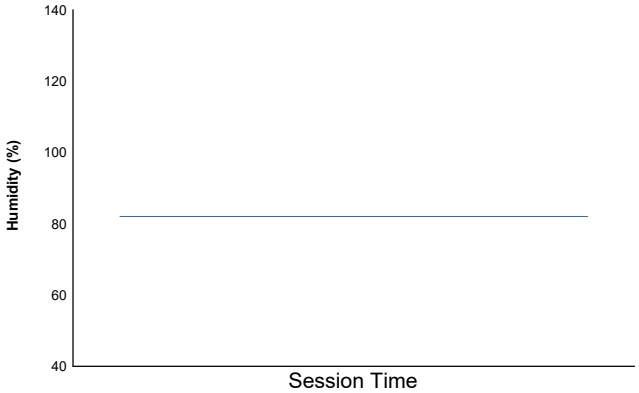

Pressure

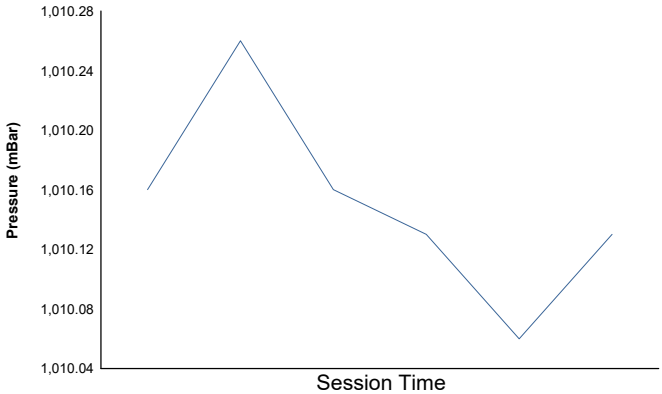

Wind Speed

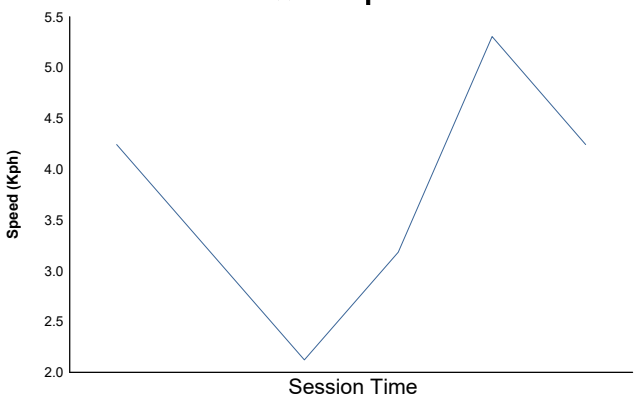

Wind direction

North = 0º/360º Est = 90º South = 180º West= 270º

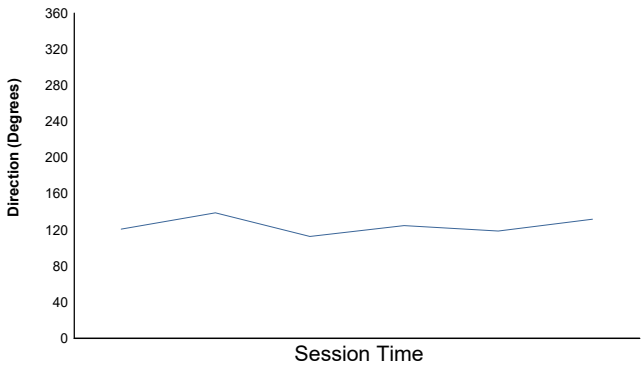

Track Status: **DRY**

Title Partner Global Partner Technical Partner Official Partners

FIA FORMULA E CHAMPIONSHIP 2018-19

Doc No. Date: 23/03/2019 Posted at:

ABB FIA FORMULA E CHAMPIONSHIP

Round 6 - Sanya ePrix - Qualifying Group 3

CLASSIFICATION

Official Timekeeper: TAGHeuer

POS	NO	DRIVER	NAT	TEAM	CAR	TIME	LAP	TOTAL	GAP		KPH
1	23	**Sébastien BUEMI**	CHE	Nissan e.dams	Nissan IM01	**1:07.670**	3	3	-	-	**125.6**
2	27	**Alexander SIMS**	GBR	BMW i ANDRETTI MOTORSPORT	BMW iFE.18	**1:07.957**	2	2	+0.287	+0.287	**125.0**
3	22	**Oliver ROWLAND**	GBR	Nissan e.dams	Nissan IM01	**1:07.958**	3	3	+0.288	+0.001	**125.0**
4	25	**Jean-Eric VERGNE**	FRA	DS TECHEETAH	DS E-TENSE FE19	**1:08.303**	2	2	+0.633	+0.345	**124.4**
5	19	**Felipe MASSA**	BRA	Venturi Formula E Team	Venturi VFE05	**1:08.585**	2	3	+0.915	+0.282	**123.9**
6	16	**Oliver TURVEY**	GBR	NIO Formula E Team	NIO Sport 004	**1:08.923**	3	3	+1.253	+0.338	**123.3**

FASTEST LAP

23	**Sébastien BUEMI**	CHE	Nissan e.dams	Nissan IM01	1:07.670 on Lap 3	125.6 Kph

Clerk of the Course:
Wang Feng

Timekeeper:
Lleó Batlles

Series Partners:

Title Partner Global Partner Technical Partner Official Partners

No part of these results/data may be reproduced, stored in a retrieval system or transmitted in any form or by any means electronic, mechanical, photocopying, recording, broadcasting or otherwise without prior permission of the copyright holder except for reproduction in local/national/international daily press and regular printed publications on sale to the public within 90 days of the event to which the results/data relate and provided that the copyright symbol appears together with the name of the copyright holder.

The FÉDÉRATION INTERNATIONALE DE L'AUTOMOBILE logo, FÉDÉRATION INTERNATIONALE DE L'AUTOMOBILE, FIA logo, FIA, FIA FORMULA-E CHAMPIONSHIP, FIA FORMULA-E CHAMPIONSHIP logo and related marks are protectedtrademarks of the Fédération Internationale de l'Automobile (FIA), Chemin de Blandonnet 2, 1214 Vernier, Switzerland.

©2019, Fédération Internationale de l'Automobile (FIA)

FIA FORMULA E CHAMPIONSHIP 2018-19

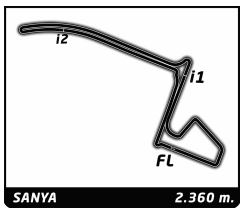

ABB FIA Formula E Championship

Round 6 - Sanya ePrix

Qualifying Group 3

Best Sector Times

Official Timekeeper TAGHeuer

	SECTOR 1		SECTOR 2		SECTOR 3						
Pos	Driver	Time	Driver	Time	Driver	Time	Pos	Driver	Ideal Lap	Best Lap	
1	23 S.BUEMI	22.522	22 O.ROWLAND	25.065	23 S.BUEMI	20.058	1	23 S.BUEMI	1:07.670	1:07.670	(1)
2	27 A.SIMS	22.667	23 S.BUEMI	25.090	27 A.SIMS	20.123	2	27 A.SIMS	1:07.957	1:07.957	(2)
3	22 O.ROWLAND	22.676	27 A.SIMS	25.167	25 J.VERGNE	20.148	3	22 O.ROWLAND	1:07.958	1:07.958	(3)
4	25 J.VERGNE	22.881	25 J.VERGNE	25.274	22 O.ROWLAND	20.217	4	25 J.VERGNE	1:08.303	1:08.303	(4)
5	19 F.MASSA	22.934	19 F.MASSA	25.413	19 F.MASSA	20.238	5	19 F.MASSA	1:08.585	1:08.585	(5)
6	16 O.TURVEY	22.998	16 O.TURVEY	25.579	16 O.TURVEY	20.346	6	16 O.TURVEY	1:08.923	1:08.923	(6)

Title Partner Global Partner Technical Partner Official Partners

FIA FORMULA E CHAMPIONSHIP 2018-19

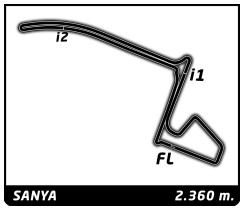

ABB FIA Formula E Championship

Round 6 - Sanya ePrix

Qualifying Group 3

Fastest Lap Sequence

Official Timekeeper TAGHeuer

Practice Time	Driver	Team	Car	Time	Kph	Lap
2:48.461	27 Alexander SIMS	BMW i ANDRETTI MOTORSPORT	BMW iFE.18	**1:07.957**	125.0	2
6:44.753	23 Sébastien BUEMI	Nissan e.dams	Nissan IM01	**1:07.670**	125.6	3

Title Partner Global Partner Technical Partner Official Partners

FIA FORMULA E CHAMPIONSHIP 2018-19

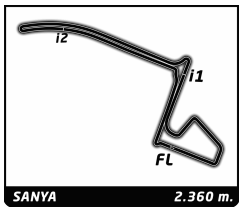

ABB FIA Formula E Championship

Round 6 - Sanya ePrix

Qualifying Group 3

Analysis

Official Timekeeper TAGHeuer

250KW | 225KW | Personal Best | Session Best | **B** Crossing the finish line in pit lane

16 Oliver TURVEY — GBR

NIO Formula E Team — NIO Sport 004

Lap	Time	Sector 1	Sector 2	Sector 3	Kph	Elapsed
1	4:22.386	3:25.593	31.491	25.302	9.0	4:22.386
2	1:22.311	28.436	29.385	24.490	103.2	5:44.697
3	1:08.923	22.998	25.579	20.346	123.3	6:53.620

19 Felipe MASSA — BRA

Venturi Formula E Team — Venturi VFE05

Lap	Time	Sector 1	Sector 2	Sector 3	Kph	Elapsed
1	4:37.164	3:32.582	33.367	31.215	8.6	4:37.164
2	1:08.585	22.934	25.413	20.238	123.9	5:45.749
3	1:14.595	25.973	26.919	21.703	113.9	7:00.344

22 Oliver ROWLAND — GBR

Nissan e.dams — Nissan IM01

Lap	Time	Sector 1	Sector 2	Sector 3	Kph	Elapsed
1	3:50.373	2:51.638	32.485	26.250	10.3	3:50.373
2	1:23.690	26.183	30.956	26.551	101.5	5:14.063
3	1:07.958	22.676	25.065	20.217	125.0	6:22.021

23 Sébastien BUEMI — CHE

Nissan e.dams — Nissan IM01

Lap	Time	Sector 1	Sector 2	Sector 3	Kph	Elapsed
1	4:18.620	3:22.015	31.113	25.492	9.2	4:18.620
2	1:18.463	27.899	27.917	22.647	108.3	5:37.083
3	1:07.670	22.522	25.090	20.058	125.6	6:44.753

25 Jean-Eric VERGNE — FRA

DS TECHEETAH — DS E-TENSE FE19

Lap	Time	Sector 1	Sector 2	Sector 3	Kph	Elapsed
1	4:50.128	3:56.387	31.060	22.681	8.2	4:50.128
2	1:08.303	22.881	25.274	20.148	124.4	5:58.431

27 Alexander SIMS — GBR

BMW i ANDRETTI MOTORSPORT — BMW iFE.18

Lap	Time	Sector 1	Sector 2	Sector 3	Kph	Elapsed
1	1:40.504	49.184	29.358	21.962	23.6	1:40.504
2	1:07.957	22.667	25.167	20.123	125.0	2:48.461

Title Partner Global Partner Technical Partner Official Partners

FIA FORMULA E CHAMPIONSHIP 2018-19

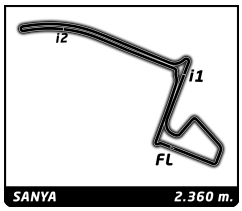

Round 6 - Sanya ePrix

ABB FIA Formula E Championship
Qualifying Group 3

Weather Report

Official Timekeeper TAGHeuer

Air Temperature

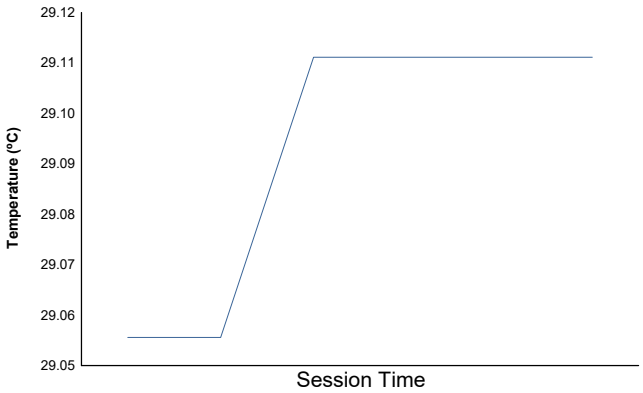

Track Temperature

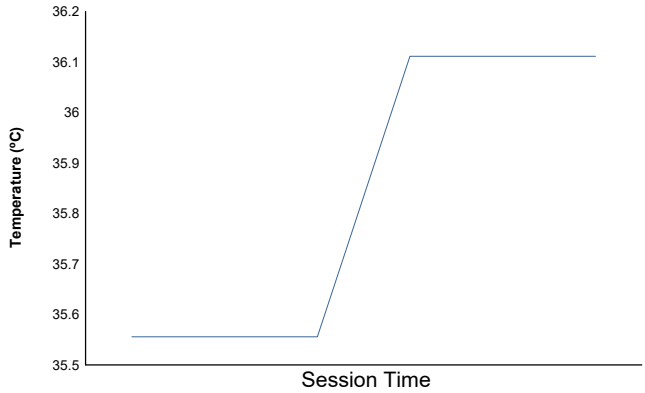

Humidity

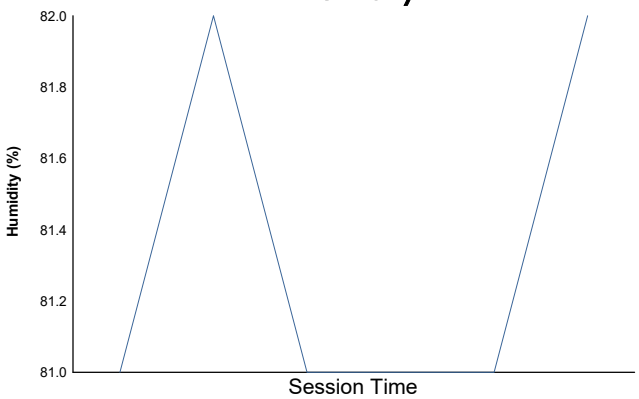

Pressure

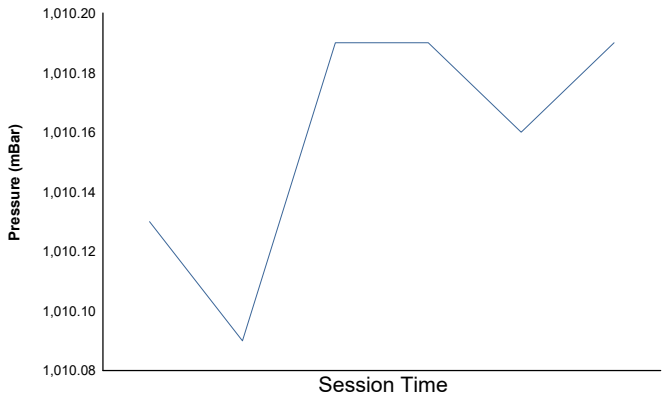

Wind Speed

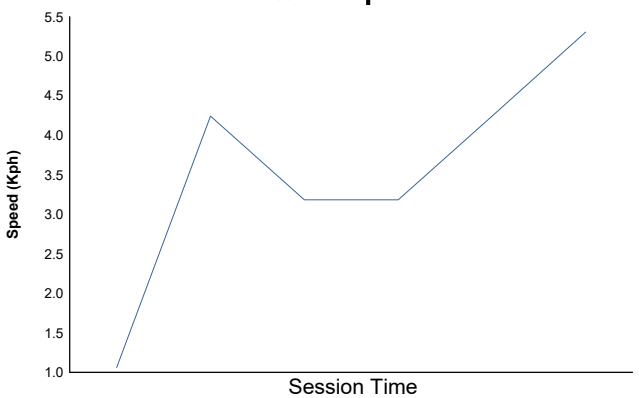

Wind direction

North = 0º/360º Est = 90º South = 180º West= 270º

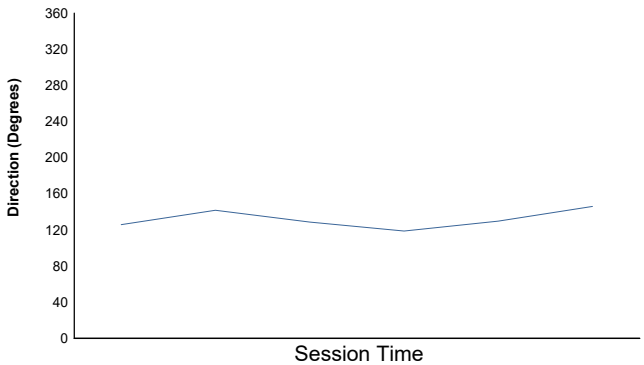

Track Status: **DRY**

Title Partner Global Partner Technical Partner Official Partners

FIA FORMULA E CHAMPIONSHIP 2018-19

Doc No. Date: 23/03/2019 Posted at:

ABB FIA FORMULA E CHAMPIONSHIP

Round 6 - Sanya ePrix - Qualifying Group 4

CLASSIFICATION

Official Timekeeper: TAGHeuer

POS	NO	DRIVER	NAT	TEAM	CAR	TIME	LAP	TOTAL	GAP		KPH
1	5	**Stoffel VANDOORNE**	BEL	HWA RACELAB	Venturi VFE05	**1:08.560**	2	3	-	-	**123.9**
2	7	**José Maria LOPEZ**	ARG	GEOX DRAGON	Penske EV-3	**1:08.568**	3	3	+0.008	+0.008	**123.9**
3	8	**Tom DILLMANN**	FRA	NIO Formula E Team	NIO Sport 004	**1:08.800**	3	3	+0.240	+0.232	**123.5**
4	6	**Felipe NASR**	BRA	GEOX DRAGON	Penske EV-3	**1:08.823**	3	3	+0.263	+0.023	**123.4**
5	17	**Gary PAFFETT**	GBR	HWA RACELAB	Venturi VFE05	**1:09.072**	2	3	+0.512	+0.249	**123.0**
6	3	**Nelson PIQUET**	BRA	Panasonic Jaguar Racing	Jaguar I-Type III	**1:09.399**	3	3	+0.839	+0.327	**122.4**

FASTEST LAP

5	**Stoffel VANDOORNE**	BEL	HWA RACELAB	Venturi VFE05	1:08.560 on Lap 2	123.9 Kph

Clerk of the Course:
Wang Feng

Timekeeper:
Lleó Batlles

Series Partners:

Title Partner Global Partner Technical Partner Official Partners

No part of these results/data may be reproduced, stored in a retrieval system or transmitted in any form or by any means electronic, mechanical, photocopying, recording, broadcasting or otherwise without prior permission of the copyright holder except for reproduction in local/national/international daily press and regular printed publications on sale to the public within 90 days of the event to which the results/data relate and provided that the copyright symbol appears together with the name of the copyright holder.

The FÉDÉRATION INTERNATIONALE DE L'AUTOMOBILE logo, FÉDÉRATION INTERNATIONALE DE L'AUTOMOBILE, FIA logo, FIA, FIA FORMULA-E CHAMPIONSHIP, FIA FORMULA-E CHAMPIONSHIP logo and related marks are protectedtrademarks of the Fédération Internationale de l'Automobile (FIA), Chemin de Blandonnet 2, 1214 Vernier, Switzerland.

©2019, Fédération Internationale de l'Automobile (FIA)

FIA FORMULA E CHAMPIONSHIP 2018-19

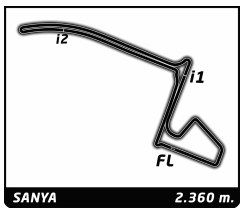

ABB FIA Formula E Championship

Round 6 - Sanya ePrix

Qualifying Group 4

Best Sector Times

Official Timekeeper TAGHeuer

	SECTOR 1		SECTOR 2		SECTOR 3	
Pos	Driver	Time	Driver	Time	Driver	Time
1	8 T.DILLMANN	22.927	6 F.NASR	25.343	5 S.VANDOORNE	20.076
2	7 J.LOPEZ	22.995	7 J.LOPEZ	25.347	6 F.NASR	20.192
3	5 S.VANDOORNE	23.007	5 S.VANDOORNE	25.477	3 N.PIQUET	20.194
4	17 G.PAFFETT	23.131	17 G.PAFFETT	25.532	8 T.DILLMANN	20.221
5	6 F.NASR	23.288	8 T.DILLMANN	25.652	7 J.LOPEZ	20.226
6	3 N.PIQUET	23.538	3 N.PIQUET	25.667	17 G.PAFFETT	20.409

Pos	Driver	Ideal Lap	Best Lap	
1	5 S.VANDOORNE	1:08.560	1:08.560	(1)
2	7 J.LOPEZ	1:08.568	1:08.568	(2)
3	8 T.DILLMANN	1:08.800	1:08.800	(3)
4	6 F.NASR	1:08.823	1:08.823	(4)
5	17 G.PAFFETT	1:09.072	1:09.072	(5)
6	3 N.PIQUET	1:09.399	1:09.399	(6)

Title Partner Global Partner Technical Partner Official Partners

FIA FORMULA E CHAMPIONSHIP 2018-19

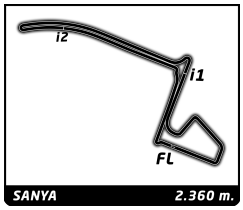

ABB FIA Formula E Championship

Round 6 - Sanya ePrix

Qualifying Group 4

Fastest Lap Sequence

Official Timekeeper TAGHeuer

Practice Time	Driver	Team	Car	Time	Kph	Lap
3:03.339	17 Gary PAFFETT	HWA RACELAB	Venturi VFE05	**1:09.072**	123.0	2
5:26.353	5 Stoffel VANDOORNE	HWA RACELAB	Venturi VFE05	**1:08.560**	123.9	2

Title Partner Global Partner Technical Partner Official Partners

FIA FORMULA E CHAMPIONSHIP 2018-19

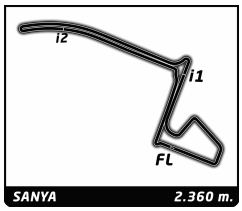

ABB FIA Formula E Championship

Round 6 - Sanya ePrix

Qualifying Group 4

Analysis

Official Timekeeper TAGHeuer

250KW 225KW Personal Best Session Best **B** Crossing the finish line in pit lane

3 Nelson PIQUET — BRA

Panasonic Jaguar Racing — Jaguar I-Type III

Lap	Time	Sector 1	Sector 2	Sector 3	Kph	Elapsed
1	4:03.808	3:06.549	31.553	25.706	9.7	4:03.808
2	1:17.361	25.769	29.112	22.480	109.8	5:21.169
3	1:09.399	23.538	25.667	20.194	122.4	6:30.568

5 Stoffel VANDOORNE — BEL

HWA RACELAB — Venturi VFE05

Lap	Time	Sector 1	Sector 2	Sector 3	Kph	Elapsed
1	4:17.793	3:17.933	31.720	28.140	9.2	4:17.793
2	1:08.560	23.007	25.477	20.076	123.9	5:26.353
3	1:11.081	23.658	26.258	21.165	119.5	6:37.434

6 Felipe NASR — BRA

GEOX DRAGON — Penske EV-3

Lap	Time	Sector 1	Sector 2	Sector 3	Kph	Elapsed
1	4:12.507	3:10.729	33.200	28.578	9.4	4:12.507
2	1:24.979	25.849	34.159	24.971	100.0	5:37.486
3	1:08.823	23.288	25.343	20.192	123.4	6:46.309

7 José Maria LOPEZ — ARG

GEOX DRAGON — Penske EV-3

Lap	Time	Sector 1	Sector 2	Sector 3	Kph	Elapsed
1	4:33.047	3:37.954	31.732	23.361	8.7	4:33.047
2	1:19.233	27.839	29.967	21.427	107.2	5:52.280
3	1:08.568	22.995	25.347	20.226	123.9	7:00.848

8 Tom DILLMANN — FRA

NIO Formula E Team — NIO Sport 004

Lap	Time	Sector 1	Sector 2	Sector 3	Kph	Elapsed
1	4:09.860	3:14.670	30.497	24.693	9.5	4:09.860
2	1:22.610	26.539	32.217	23.854	102.8	5:32.470
3	1:08.800	22.927	25.652	20.221	123.5	6:41.270

17 Gary PAFFETT — GBR

HWA RACELAB — Venturi VFE05

Lap	Time	Sector 1	Sector 2	Sector 3	Kph	Elapsed
1	1:54.267	59.933	31.956	22.378	20.8	1:54.267
2	1:09.072	23.131	25.532	20.409	123.0	3:03.339
3	1:16.118	23.673	26.313	26.132	111.6	4:19.457

Title Partner Global Partner Technical Partner Official Partners

FIA FORMULA E CHAMPIONSHIP 2018-19

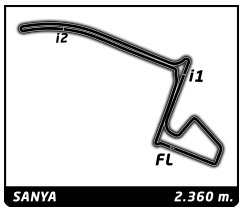

Round 6 - Sanya ePrix

ABB FIA Formula E Championship

Qualifying Group 4

Weather Report

Official Timekeeper TAGHeuer

Air Temperature

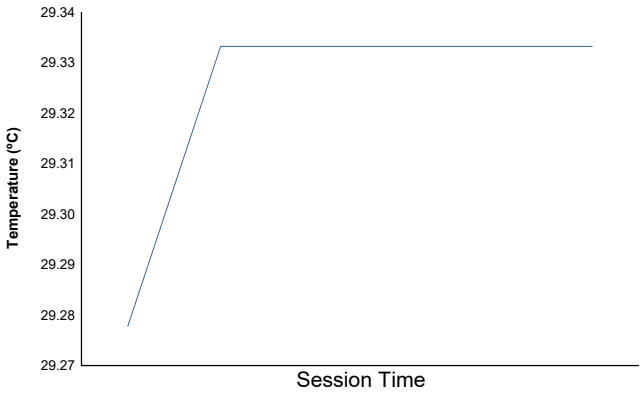

Track Temperature

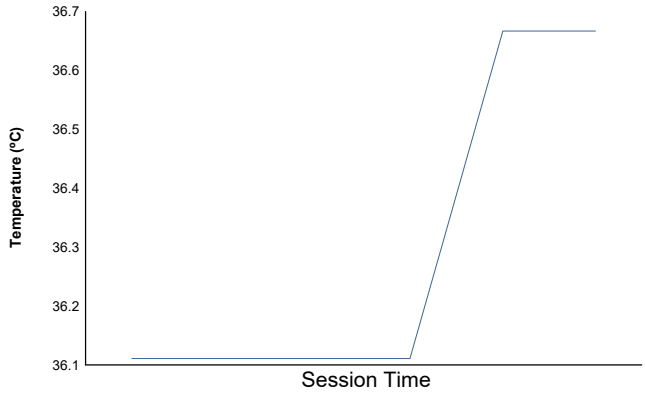

Humidity

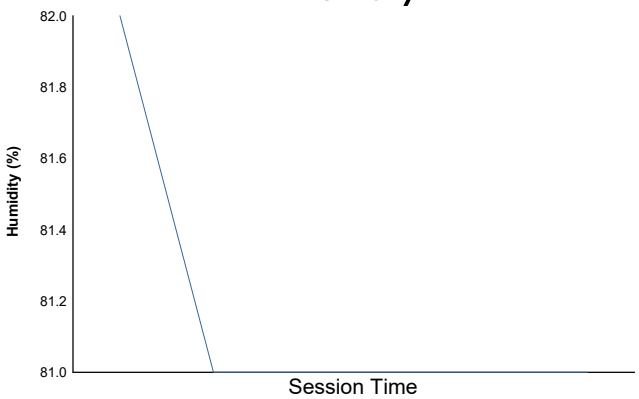

Pressure

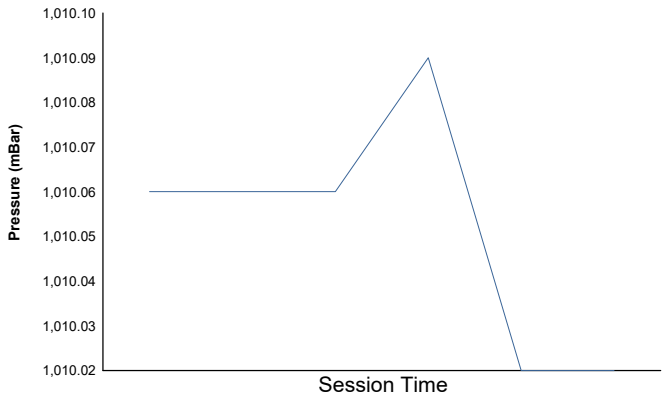

Wind Speed

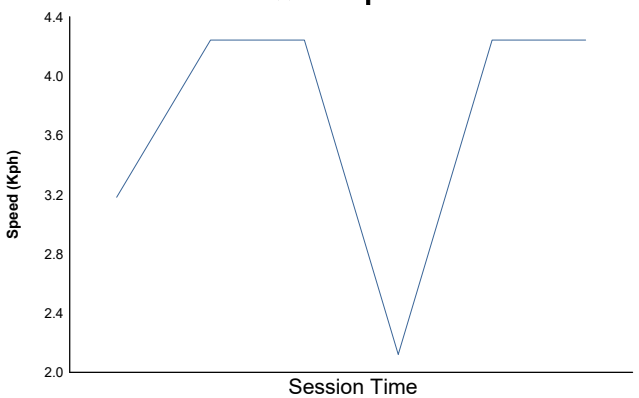

Wind direction

North = 0º/360º Est = 90º South = 180º West= 270º

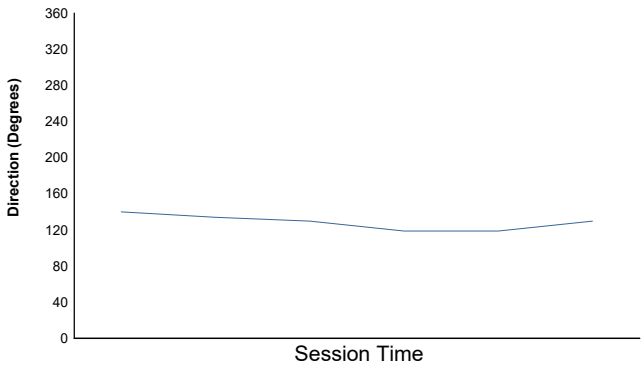

Track Status: **DRY**

Title Partner Global Partner Technical Partner Official Partners

FIA FORMULA E CHAMPIONSHIP 2018-19

Doc No. Date: 23/03/2019 Posted at:

ABB FIA FORMULA E CHAMPIONSHIP

Round 6 - Sanya ePrix - Qualifying Groups

CLASSIFICATION

Official Timekeeper: TAGHeuer

POS	NO	DRIVER	NAT	TEAM	TIME	GAP		SESSION
1	23	Sébastien BUEMI	CHE	Nissan e.dams	1:07.670			Qualifying Group 3
2	28	Antonio Felix DA COSTA	PRT	BMW i ANDRETTI MOTORSPORT	1:07.951	0.281	0.281	Qualifying Group 1
3	27	Alexander SIMS	GBR	BMW i ANDRETTI MOTORSPORT	1:07.957	0.287	0.006	Qualifying Group 3
4	22	Oliver ROWLAND	GBR	Nissan e.dams	1:07.958	0.288	0.001	Qualifying Group 3
5	25	Jean-Eric VERGNE	FRA	DS TECHEETAH	1:08.303	0.633	0.345	Qualifying Group 3
6	66	Daniel ABT	DEU	Audi Sport Abt Schaeffler Formula E Team	1:08.358	0.688	0.055	Qualifying Group 2
7	36	André LOTTERER	DEU	DS TECHEETAH	1:08.371	0.701	0.013	Qualifying Group 2
8	64	Jérôme D'AMBROSIO	BEL	MAHINDRA RACING	1:08.372	0.702	0.001	Qualifying Group 1
9	94	Pascal WEHRLEIN	DEU	MAHINDRA RACING	1:08.455	0.785	0.083	Qualifying Group 2
10	11	Lucas DI GRASSI	BRA	Audi Sport Abt Schaeffler Formula E Team	1:08.468	0.798	0.013	Qualifying Group 1
11	48	Edoardo MORTARA	CHE	Venturi Formula E Team	1:08.504	0.834	0.036	Qualifying Group 1
12	4	Robin FRIJNS	NLD	Envision Virgin Racing	1:08.546	0.876	0.042	Qualifying Group 2
13	5	Stoffel VANDOORNE	BEL	HWA RACELAB	1:08.560	0.890	0.014	Qualifying Group 4
14	7	José Maria LOPEZ	ARG	GEOX DRAGON	1:08.568	0.898	0.008	Qualifying Group 4
15	19	Felipe MASSA	BRA	Venturi Formula E Team	1:08.585	0.915	0.017	Qualifying Group 3
16	2	Sam BIRD	GBR	Envision Virgin Racing	1:08.641	0.971	0.056	Qualifying Group 1
17	8	Tom DILLMANN	FRA	NIO Formula E Team	1:08.800	1.130	0.159	Qualifying Group 4
18	6	Felipe NASR	BRA	GEOX DRAGON	1:08.823	1.153	0.023	Qualifying Group 4
19	16	Oliver TURVEY	GBR	NIO Formula E Team	1:08.923	1.253	0.100	Qualifying Group 3
20	20	Mitch EVANS	NZL	Panasonic Jaguar Racing	1:08.955	1.285	0.032	Qualifying Group 2
21	17	Gary PAFFETT	GBR	HWA RACELAB	1:09.072	1.402	0.117	Qualifying Group 4
22	3	Nelson PIQUET	BRA	Panasonic Jaguar Racing	1:09.399	1.729	0.327	Qualifying Group 4

Clerk of the Course:
Wang Feng

Timekeeper:
Lleó Batlles

Series Partners:

Title Partner Global Partner Technical Partner Official Partners

No part of these results/data may be reproduced, stored in a retrieval system or transmitted in any form or by any means electronic, mechanical, photocopying, recording, broadcasting or otherwise without prior permission of the copyright holder except for reproduction in local/national/international daily press and regular printed publications on sale to the public within 90 days of the event to which the results/data relate and provided that the copyright symbol appears together with the name of the copyright holder.

The FÉDÉRATION INTERNATIONALE DE L'AUTOMOBILE logo, FÉDÉRATION INTERNATIONALE DE L'AUTOMOBILE, FIA logo, FIA, FIA FORMULA-E CHAMPIONSHIP, FIA FORMULA-E CHAMPIONSHIP logo and related marks are protectedtrademarks of the Fédération Internationale de l'Automobile (FIA), Chemin de Blandonnet 2, 1214 Vernier, Switzerland.

©2019, Fédération Internationale de l'Automobile (FIA)

FIA FORMULA E CHAMPIONSHIP 2018-19

Doc No. Date: 23/03/2019 Posted at:

ABB FIA FORMULA E CHAMPIONSHIP

Round 6 - Sanya ePrix - Super Pole

CLASSIFICATION

Official Timekeeper: TAGHeuer

POS	NO	DRIVER	NAT	TEAM	CAR	TIME	LAP	TOTAL	GAP		KPH
1	22	**Oliver ROWLAND**	GBR	Nissan e.dams	Nissan IM01	**1:07.945**	2	2	-	-	**125.0**
2	25	**Jean-Eric VERGNE**	FRA	DS TECHEETAH	DS E-TENSE FE19	**1:08.045**	2	2	+0.100	+0.100	**124.9**
3	28	**Antonio Felix DA COSTA**	PRT	BMW i ANDRETTI MOTORSPORT	BMW iFE.18	**1:08.122**	2	2	+0.177	+0.077	**124.7**
4	66	**Daniel ABT**	DEU	Audi Sport Abt Schaeffler Formula E Team	Audi e-tron FE05	**1:08.331**	2	3	+0.386	+0.209	**124.3**
5	23	**Sébastien BUEMI**	CHE	Nissan e.dams	Nissan IM01	**1:34.036**	2	2	+26.091	+25.705	**90.3**
6	27	**Alexander SIMS**	GBR	BMW i ANDRETTI MOTORSPORT	BMW iFE.18						

FASTEST LAP

22	**Oliver ROWLAND**	GBR	Nissan e.dams	Nissan IM01	1:07.945 on Lap 2	125.0 Kph

Clerk of the Course:
Wang Feng

Timekeeper:
Lleó Batlles

Series Partners:

Title Partner Global Partner Technical Partner Official Partners

No part of these results/data may be reproduced, stored in a retrieval system or transmitted in any form or by any means electronic, mechanical, photocopying, recording, broadcasting or otherwise without prior permission of the copyright holder except for reproduction in local/national/international daily press and regular printed publications on sale to the public within 90 days of the event to which the results/data relate and provided that the copyright symbol appears together with the name of the copyright holder.

The FÉDÉRATION INTERNATIONALE DE L'AUTOMOBILE logo, FÉDÉRATION INTERNATIONALE DE L'AUTOMOBILE, FIA logo, FIA, FIA FORMULA-E CHAMPIONSHIP, FIA FORMULA-E CHAMPIONSHIP logo and related marks are protectedtrademarks of the Fédération Internationale de l'Automobile (FIA), Chemin de Blandonnet 2, 1214 Vernier, Switzerland.

©2019, Fédération Internationale de l'Automobile (FIA)

FIA FORMULA E CHAMPIONSHIP 2018-19

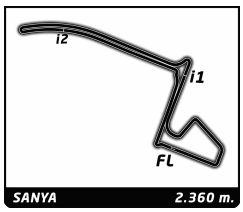

ABB FIA Formula E Championship

Round 6 - Sanya ePrix

Super Pole

Best Sector Times

Official Timekeeper TAGHeuer

Pos	SECTOR 1 Driver	Time	SECTOR 2 Driver	Time	SECTOR 3 Driver	Time
1	25 J.VERGNE	22.697	22 O.ROWLAND	25.048	25 J.VERGNE	20.114
2	22 O.ROWLAND	22.731	66 D.ABT	25.098	22 O.ROWLAND	20.166
3	28 A.DA COSTA	22.777	28 A.DA COSTA	25.119	66 D.ABT	20.174
4	66 D.ABT	23.059	25 J.VERGNE	25.234	28 A.DA COSTA	20.226
5	23 S.BUEMI	44.116	23 S.BUEMI	28.273	23 S.BUEMI	21.647

Pos	Driver	Ideal Lap	Best Lap	
1	22 O.ROWLAND	1:07.945	1:07.945	(1)
2	25 J.VERGNE	1:08.045	1:08.045	(2)
3	28 A.DA COSTA	1:08.122	1:08.122	(3)
4	66 D.ABT	1:08.331	1:08.331	(4)
5	23 S.BUEMI	1:34.036	1:34.036	(5)

Title Partner Global Partner Technical Partner Official Partners

FIA FORMULA E CHAMPIONSHIP 2018-19

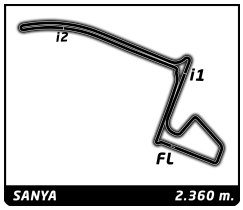

ABB FIA Formula E Championship

Round 6 - Sanya ePrix

Super Pole

Fastest Lap Sequence

Official Timekeeper TAGHeuer

Practice Time	Driver	Team	Car	Time	Kph	Lap
2:30.132	66 Daniel ABT	Audi Sport Abt Schaeffler Formula E Team	Audi e-tron FE05	**1:08.331**	124.3	2
4:35.646	25 Jean-Eric VERGNE	DS TECHEETAH	DS E-TENSE FE19	**1:08.045**	124.9	2
6:47.289	22 Oliver ROWLAND	Nissan e.dams	Nissan IM01	**1:07.945**	125.0	2

Title Partner Global Partner Technical Partner Official Partners

FIA FORMULA E CHAMPIONSHIP 2018-19

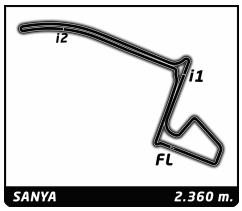

ABB FIA Formula E Championship

Round 6 - Sanya ePrix

Super Pole

Analysis

Official Timekeeper TAGHeuer

250KW | 225KW | Personal Best | Session Best | **B** Crossing the finish line in pit lane

22 Oliver ROWLAND — GBR

Nissan e.dams — Nissan IM01

Lap	Time	Sector 1	Sector 2	Sector 3	Kph	Elapsed
1	5:39.344	4:46.699	29.366	23.279	7.0	5:39.344
2	1:07.945	22.731	25.048	20.166	125.0	6:47.289

23 Sébastien BUEMI — CHE

Nissan e.dams — Nissan IM01

Lap	Time	Sector 1	Sector 2	Sector 3	Kph	Elapsed
1	11:30.690	...	28.525	22.202	3.4	11:30.690
2	1:34.036	44.116	28.273	21.647	90.3	13:04.726

25 Jean-Eric VERGNE — FRA

DS TECHEETAH — DS E-TENSE FE19

Lap	Time	Sector 1	Sector 2	Sector 3	Kph	Elapsed
1	3:27.601	2:36.797	28.003	22.801	11.4	3:27.601
2	1:08.045	22.697	25.234	20.114	124.9	4:35.646

28 Antonio Felix DA COSTA — PRT

BMW i ANDRETTI MOTORSPORT — BMW iFE.18

Lap	Time	Sector 1	Sector 2	Sector 3	Kph	Elapsed
1	9:23.551	8:32.295	29.145	22.111	4.2	9:23.551
2	1:08.122	22.777	25.119	20.226	124.7	10:31.673

66 Daniel ABT — DEU

Audi Sport Abt Schaeffler Formula E Te — Audi e-tron FE05

Lap	Time	Sector 1	Sector 2	Sector 3	Kph	Elapsed
1	1:21.801	31.117	28.285	22.399	29.0	1:21.801
2	1:08.331	23.059	25.098	20.174	124.3	2:30.132
3	7:21.561 **B**	24.212	27.861	6:29.488	19.2	9:51.693

Title Partner Global Partner Technical Partner Official Partners

FIA FORMULA E CHAMPIONSHIP 2018-19

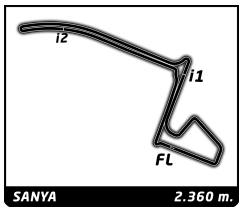

Round 6 - Sanya ePrix

ABB FIA Formula E Championship

Super Pole

Weather Report

Official Timekeeper TAGHeuer

Air Temperature

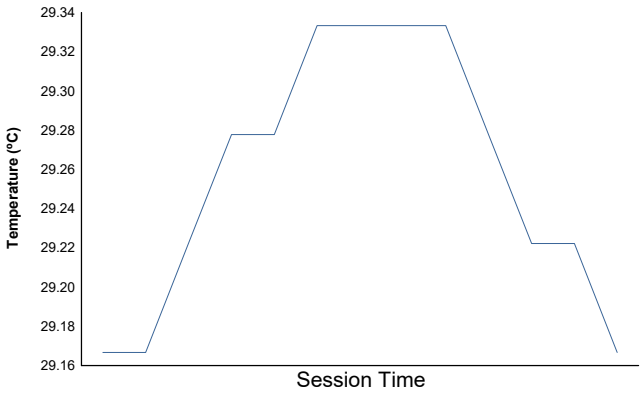

Track Temperature

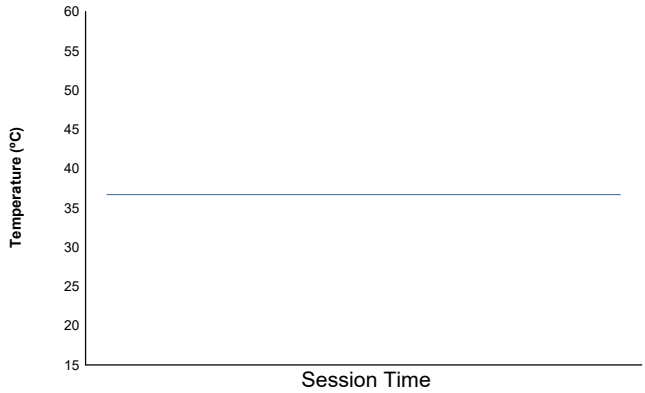

Humidity

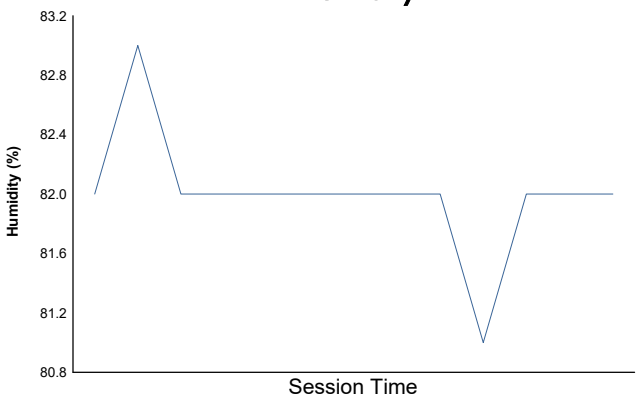

Pressure

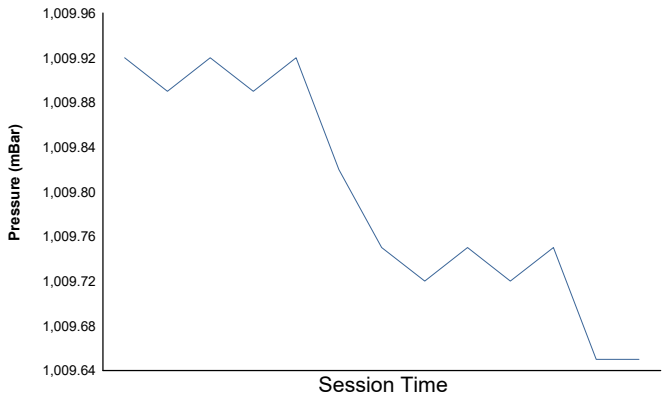

Wind Speed

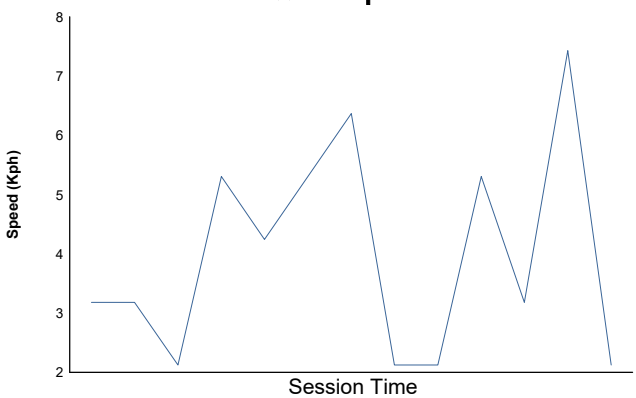

Wind direction

North = 0º/360º Est = 90º South = 180º West= 270º

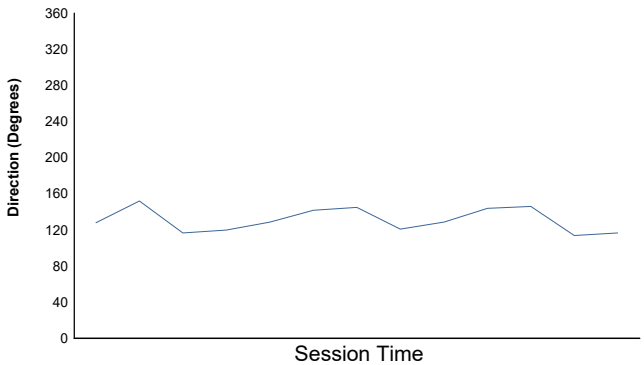

Track Status: **DRY**

Title Partner Global Partner Technical Partner Official Partners

FIA FORMULA E CHAMPIONSHIP 2018-19

Doc No. Date: 23/03/2019 Posted at:

ABB FIA FORMULA E CHAMPIONSHIP

Round 6 - Sanya ePrix - Qualifying

FINAL CLASSIFICATION

Official Timekeeper: TAGHeuer

POS	NO	DRIVER	NAT	TEAM	GROUPS	SUPER POLE	TIME	GAP	
1	22	**Oliver ROWLAND**	GBR	Nissan e.dams	1:07.958	**1:07.945**	1:07.945		
2	25	**Jean-Eric VERGNE**	FRA	DS TECHEETAH	1:08.303	**1:08.045**	1:08.045	0.100	0.100
3	28	**Antonio Felix DA COSTA**	PRT	BMW i ANDRETTI MOTORSPORT	1:07.951	**1:08.122**	1:08.122	0.177	0.077
4	66	**Daniel ABT**	DEU	Audi Sport Abt Schaeffler Formula E Team	1:08.358	**1:08.331**	1:08.331	0.386	0.209
5	27	**Alexander SIMS**	GBR	BMW i ANDRETTI MOTORSPORT	1:07.957				
6	23	**Sébastien BUEMI**	CHE	Nissan e.dams	**1:07.670**		1:07.670		
7	36	**André LOTTERER**	DEU	DS TECHEETAH	**1:08.371**		1:08.371	0.701	0.701
8	64	**Jérôme D'AMBROSIO**	BEL	MAHINDRA RACING	**1:08.372**		1:08.372	0.702	0.001
9	94	**Pascal WEHRLEIN**	DEU	MAHINDRA RACING	**1:08.455**		1:08.455	0.785	0.083
10	11	**Lucas DI GRASSI**	BRA	Audi Sport Abt Schaeffler Formula E Team	**1:08.468**		1:08.468	0.798	0.013
11	48	**Edoardo MORTARA**	CHE	Venturi Formula E Team	**1:08.504**		1:08.504	0.834	0.036
12	4	**Robin FRIJNS**	NLD	Envision Virgin Racing	**1:08.546**		1:08.546	0.876	0.042
13	5	**Stoffel VANDOORNE**	BEL	HWA RACELAB	**1:08.560**		1:08.560	0.890	0.014
14	7	**José Maria LOPEZ**	ARG	GEOX DRAGON	**1:08.568**		1:08.568	0.898	0.008
15	19	**Felipe MASSA**	BRA	Venturi Formula E Team	**1:08.585**		1:08.585	0.915	0.017
16	2	**Sam BIRD**	GBR	Envision Virgin Racing	**1:08.641**		1:08.641	0.971	0.056
17	8	**Tom DILLMANN**	FRA	NIO Formula E Team	**1:08.800**		1:08.800	1.130	0.159
18	6	**Felipe NASR**	BRA	GEOX DRAGON	**1:08.823**		1:08.823	1.153	0.023
19	16	**Oliver TURVEY**	GBR	NIO Formula E Team	**1:08.923**		1:08.923	1.253	0.100
20	20	**Mitch EVANS**	NZL	Panasonic Jaguar Racing	**1:08.955**		1:08.955	1.285	0.032
21	17	**Gary PAFFETT**	GBR	HWA RACELAB	**1:09.072**		1:09.072	1.402	0.117
22	3	**Nelson PIQUET**	BRA	Panasonic Jaguar Racing	**1:09.399**		1:09.399	1.729	0.327

Car 23 - Disqualified from Super Pole - Technical Infringement - Stewards' Document No. 37

Stewards:
Michael Masi Jaije Wong Huang Wei

Timekeeper:
Lleó Batlles

Series Partners:

Title Partner Global Partner Technical Partner Official Partners

No part of these results/data may be reproduced, stored in a retrieval system or transmitted in any form or by any means electronic, mechanical, photocopying, recording, broadcasting or otherwise without prior permission of the copyright holder except for reproduction in local/national/international daily press and regular printed publications on sale to the public within 90 days of the event to which the results/data relate and provided that the copyright symbol appears together with the name of the copyright holder.

The FÉDÉRATION INTERNATIONALE DE L'AUTOMOBILE logo, FÉDÉRATION INTERNATIONALE DE L'AUTOMOBILE, FIA logo, FIA, FIA FORMULA-E CHAMPIONSHIP, FIA FORMULA-E CHAMPIONSHIP logo and related marks are protectedtrademarks of the Fédération Internationale de l'Automobile (FIA), Chemin de Blandonnet 2, 1214 Vernier, Switzerland.

©2019, Fédération Internationale de l'Automobile (FIA)

FIA FORMULA E CHAMPIONSHIP 2018-19

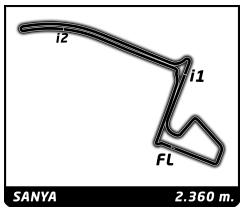

ABB FIA Formula E Championship

Round 6 - Sanya ePrix

Race (45' +1 lap)

Starting Grid

Official Timekeeper TAGHeuer

1:09.399 Nelson PIQUET	Panasonic Jaguar Racing	3	
		- 11 -	17 HWA RACELAB — 1:09.072 Gary PAFFETT
1:08.955 Mitch EVANS	Panasonic Jaguar Racing	20	
		- 10 -	16 NIO Formula E Team — 1:08.923 Oliver TURVEY
1:08.823 Felipe NASR	GEOX DRAGON	6	
		- 9 -	8 NIO Formula E Team — 1:08.800 Tom DILLMANN
1:08.641 Sam BIRD	Envision Virgin Racing	2	
		- 8 -	19 Venturi Formula E Team — 1:08.585 Felipe MASSA
1:08.568 José Maria LOPEZ	GEOX DRAGON	7	
		- 7 -	5 HWA RACELAB — 1:08.560 Stoffel VANDOORNE
1:08.546 Robin FRIJNS	Envision Virgin Racing	4	
		- 6 -	48 Venturi Formula E Team — 1:08.504 Edoardo MORTARA
1:08.468 Lucas DI GRASSI	Audi Sport Abt Schaeffler Formula E Team	11	
		- 5 -	94 MAHINDRA RACING — 1:08.455 Pascal WEHRLEIN
1:08.372 Jérôme D'AMBROSIO	MAHINDRA RACING	64	
		- 4 -	36 DS TECHEETAH — 1:08.371 André LOTTERER
1:07.670 Sébastien BUEMI	Nissan e.dams	23	
		- 3 -	27 BMW i ANDRETTI MOTORSPORT — No Time Alexander SIMS
1:08.331 Daniel ABT	Audi Sport Abt Schaeffler Formula E Team	66	
		- 2 -	28 BMW i ANDRETTI MOTORSPORT — 1:08.122 Antonio Felix DA COSTA
1:08.045 Jean-Eric VERGNE	DS TECHEETAH	25	
		- 1 -	22 Nissan e.dams — 1:07.945 Oliver ROWLAND

Pole

Stewards:			Timekeeper:
Michael Masi	Jaije Wong	Huang Wei	Lleó Batlles

Title Partner Global Partner Technical Partner Official Partners

FIA FORMULA E CHAMPIONSHIP 2018-19

Doc No. Date: 23/03/2019 Posted at:

ABB FIA FORMULA E CHAMPIONSHIP

Round 6 - Sanya ePrix - Race (60' +1 lap)

FINAL CLASSIFICATION

Official Timekeeper: TAGHeuer

POS	PTS	NO	DRIVER	NAT	TEAM	VEHICLE	LAPS	TIME	GAP	KPH	Best	Lap
1	(26)	25	J. VERGNE	FRA	DS TECHEETAH	DS E-TENSE FE19	36	1:02:50.185	-	81.8	1:09.965	35
2	(21)	22	O. ROWLAND	GBR	Nissan e.dams	Nissan IM01	36	1:02:51.947	+1.762	81.7	1:10.274	28
3	(15)	28	A. DA COSTA	PRT	BMW i ANDRETTI MOTORSPORT	BMW iFE.18	36	1:02:53.453	+3.268	81.7	1:10.333	28
4	(12)	36	A. LOTTERER	DEU	DS TECHEETAH	DS E-TENSE FE19	36	1:02:54.816	+4.631	81.7	1:10.464	28
5	(10)	66	D. ABT	DEU	Audi Sport Abt Schaeffler Formula E Team	Audi e-tron FE05	36	1:02:56.157	+5.972	81.6	1:10.362	33
6	(8)	64	J. D'AMBROSIO	BEL	MAHINDRA RACING	Mahindra M5Electro	36	1:03:07.525	+17.340	81.4	1:10.300	33
7	(6)	94	P. WEHRLEIN	DEU	MAHINDRA RACING	Mahindra M5Electro	36	1:03:08.552	+18.367	81.4	1:10.521	34
8	(4)	23	S. BUEMI	CHE	Nissan e.dams	Nissan IM01	36	1:03:09.590	+19.405	81.3	1:10.173	8
9	(2)	20	M. EVANS	NZL	Panasonic Jaguar Racing	Jaguar I-Type III	36	1:03:10.831	+20.646	81.3	1:10.094	28
10	(1)	19	F. MASSA	BRA	Venturi Formula E Team	Venturi VFE05	36	1:03:17.924	+27.739	81.2	1:10.485	34
11		16	O. TURVEY	GBR	NIO Formula E Team	NIO Sport 004	36	1:03:21.638	+31.453	81.1	1:10.171	30
12		8	T. DILLMANN	FRA	NIO Formula E Team	NIO Sport 004	36	1:03:22.839	+32.654	81.1	1:10.336	30
13		48	E. MORTARA	CHE	Venturi Formula E Team	Venturi VFE05	36	1:03:28.393	+38.208	80.9	1:10.265	33
14		4	R. FRIJNS	NLD	Envision Virgin Racing	Audi e-tron FE05	35	1:02:30.943	1 Lap	79.9	1:10.491	33
15		11	L. DI GRASSI	BRA	Audi Sport Abt Schaeffler Formula E Team	Audi e-tron FE05	34	59:41.841	2 Laps	81.3	1:10.165	28

NOT CLASSIFIED

3	N. PIQUET	BRA	Panasonic Jaguar Racing	Jaguar I-Type III	21	26:28.411		1:10.960	8
27	A. SIMS	GBR	BMW i ANDRETTI MOTORSPORT	BMW iFE.18	20	25:02.371		1:11.609	10
17	G. PAFFETT	GBR	HWA RACELAB	Venturi VFE05	13	17:06.374		1:12.042	8
7	J. LOPEZ	ARG	GEOX DRAGON	Penske EV-3	10	13:13.422		1:11.928	10
5	S. VANDOORNE	BEL	HWA RACELAB	Venturi VFE05	1	3:02.356			
2	S. BIRD	GBR	Envision Virgin Racing	Audi e-tron FE05					
6	F. NASR	BRA	GEOX DRAGON	Penske EV-3					

POLE POSITION

22	O. ROWLAND	GBR	Nissan e.dams	Nissan IM01	1:07.945	125.0 Kph

FASTEST LAP

25	J. VERGNE	FRA	DS TECHEETAH	DS E-TENSE FE19	1:09.965 on Lap 35	121.4 Kph

FASTEST LAP IN TOP 10

25	J. VERGNE	FRA	DS TECHEETAH	DS E-TENSE FE19	1:09.965 on Lap 35	121.4 Kph

Car 23 - 10 seconds time penalty added - Stewards' Document No. 69
Car 48 - Drive through penalty converted into a 16 seconds penalty - Stewards' Document No. 74

Stewards:
Michael Masi Jaije Wong Huang Wei

Timekeeper:
Lleó Batlles

Series Partners:

Title Partner Global Partner Technical Partner Official Partners

No part of these results/data may be reproduced, stored in a retrieval system or transmitted in any form or by any means electronic, mechanical, photocopying, recording, broadcasting or otherwise without prior permission of the copyright holder except for reproduction in local/national/international daily press and regular printed publications on sale to the public within 90 days of the event to which the results/data relate and provided that the copyright symbol appears together with the name of the copyright holder.

The FÉDÉRATION INTERNATIONALE DE L'AUTOMOBILE logo, FÉDÉRATION INTERNATIONALE DE L'AUTOMOBILE, FIA logo, FIA, FIA FORMULA-E CHAMPIONSHIP, FIA FORMULA-E CHAMPIONSHIP logo and related marks are protectedtrademarks of the Fédération Internationale de l'Automobile (FIA), Chemin de Blandonnet 2, 1214 Vernier, Switzerland.

©2019, Fédération Internationale de l'Automobile (FIA)

FIA FORMULA E CHAMPIONSHIP 2018-19

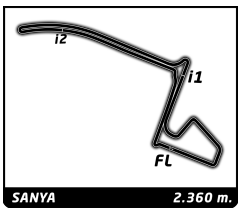

ABB FIA Formula E Championship

Round 6 - Sanya ePrix

Race

Lap Chart

Official Timekeeper TAGHeuer

Nr	Pos	Grid	LAP 0	1	2	3	4	5	6	7	8	9	10	11	12	13	14	15	16	17	18	19	20	21	22	23	24	25	26	27	28	29	30	31
22	1	22	22	22	22	22	22	22	22	22	22	22	22	22	22	22	22	22	22	22	22	25	25	25	25	25	25	25	25	25	25	25	25	25
25	2	25	25	25	25	25	25	25	25	25	25	25	25	25	25	25	25	25	25	25	25	22	22	22	22	22	22	22	22	22	22	22	22	22
28	3	28	28	28	28	28	28	28	28	28	28	28	28	28	28	28	28	28	28	28	28	28	28	28	28	28	28	28	28	28	28	28	28	28
66	4	66	66	66	66	66	66	66	66	66	66	66	66	66	66	66	66	66	66	66	66	66	66	66	66	66	66	66	66	66	66	36	36	36
27	5	27	27	27	27	27	27	27	27	27	27	27	27	27	27	27	27	27	27	27	27	27	27	36	36	36	36	36	36	36	36	66	66	66
23	6	23	36	36	36	36	36	36	36	36	36	36	36	36	36	36	36	36	36	36	36	36	36	4	4	4	4	4	4	4	11	11	11	11
36	7	36	64	64	11	11	11	11	11	11	11	11	11	11	11	11	4	4	4	4	4	4	4	11	11	11	11	11	11	11	4	4	4	4
64	8	64	48	11	64	64	64	64	4	4	4	4	4	4	4	4	11	11	11	11	11	11	11	48	48	48	48	48	48	48	48	48	48	23
94	9	94	11	48	48	48	4	4	64	64	64	64	64	48	48	48	48	48	48	48	48	48	48	64	64	64	64	64	64	64	64	23	23	48
11	10	11	94	4	4	4	48	48	48	48	48	48	48	64	64	64	64	64	64	64	64	64	64	23	23	23	23	23	23	23	23	64	64	64
48	11	48	4	94	94	94	94	94	94	94	94	94	94	94	94	94	94	94	23	23	23	23	23	94	94	94	94	94	94	94	94	94	94	94
4	12	4	19	19	19	19	19	19	19	19	19	19	19	19	19	19	23	23	94	94	94	94	94	19	19	19	19	19	19	19	19	19	19	20
5	13	5	7	7	7	7	7	7	7	7	7	7	7	23	23	23	19	19	19	19	19	19	19	3	20	20	20	20	20	20	20	20	20	19
7	14	7	5	16	16	16	16	16	16	16	16	23	23	20	20	20	20	20	20	20	3	3	3	20	8	8	8	8	8	16	16	16	16	16
19	15	19	2	8	8	8	8	8	8	8	8	16	16	16	3	3	3	3	3	3	20	20	20	8	16	16	16	16	16	8	8	8	8	8
2	16	2	16	20	20	20	20	20	20	20	23	8	20	3	16	8	8	8	8	8	8	8	8	16										
8	17	8	8	3	3	3	3	3	3	23	20	20	3	8	8	16	16	16	16	16	16	16	16											
6	18	6	20	23	23	23	23	23	23	3	3	3	8	17	17	17																		
16	19	16	3	17	17	17	17	17	17	17	17	17	17																					
20	20	20	23	5																														
17	21	17	17																															
3	22	3	6																															

Title Partner Global Partner Technical Partner Official Partners

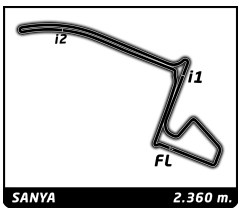

ABB FIA Formula E Championship

Round 6 - Sanya ePrix

Race

Lap Chart

Official Timekeeper TAGHeuer

Nr	Pos	LAP 32	33	34	35	36
22	1	25	25	25	25	25
25	2	22	22	22	22	22
28	3	28	28	28	28	28
66	4	36	36	36	36	36
27	5	66	66	66	66	66
23	6	11	11	11	23	23
36	7	4	4	4	64	64
64	8	23	23	23	48	94
94	9	48	48	48	94	20
11	10	64	64	64	20	48
48	11	94	94	94	19	19
4	12	20	20	20	16	16
5	13	19	19	19	8	8
7	14	16	16	16	4	
19	15	8	8	8		
2	16					
8	17					
6	18					
16	19					
20	20					
17	21					
3	22					

Title Partner Global Partner Technical Partner Official Partners

FIA FORMULA E CHAMPIONSHIP 2018-19

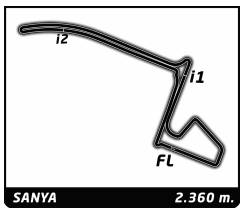

ABB FIA Formula E Championship

Round 6 - Sanya ePrix

Race

Best Sector Times

Official Timekeeper TAGHeuer

	SECTOR 1			SECTOR 2			SECTOR 3							
Pos		Driver	Time		Driver	Time		Driver	Time	Pos		Driver	Ideal Lap	Best Lap	
1	25	J.VERGNE	23.038	25	J.VERGNE	25.785	11	L.DI GRASSI	20.710	1	11	L.DI GRASSI	1:09.875	1:10.165	(3)
2	20	M.EVANS	23.094	4	R.FRIJNS	25.825	36	A.LOTTERER	20.808	2	25	J.VERGNE	1:09.879	1:09.965	(1)
3	23	S.BUEMI	23.102	23	S.BUEMI	25.849	28	A.DA COSTA	20.818	3	20	M.EVANS	1:09.887	1:10.094	(2)
4	94	P.WEHRLEIN	23.109	20	M.EVANS	25.871	66	D.ABT	20.874	4	23	S.BUEMI	1:09.979	1:10.173	(5)
5	48	E.MORTARA	23.118	22	O.ROWLAND	25.879	16	O.TURVEY	20.877	5	4	R.FRIJNS	1:10.007	1:10.491	(14)
6	8	T.DILLMANN	23.170	48	E.MORTARA	25.925	8	T.DILLMANN	20.883	6	16	O.TURVEY	1:10.043	1:10.171	(4)
7	28	A.DA COSTA	23.202	11	L.DI GRASSI	25.929	4	R.FRIJNS	20.914	7	8	T.DILLMANN	1:10.076	1:10.336	(10)
8	16	O.TURVEY	23.202	16	O.TURVEY	25.964	20	M.EVANS	20.922	8	28	A.DA COSTA	1:10.079	1:10.333	(9)
9	64	J.D'AMBROSIO	23.205	64	J.D'AMBROSIO	25.969	64	J.D'AMBROSIO	20.980	9	48	E.MORTARA	1:10.125	1:10.265	(6)
10	11	L.DI GRASSI	23.236	8	T.DILLMANN	26.023	19	F.MASSA	20.981	10	64	J.D'AMBROSIO	1:10.154	1:10.300	(8)
11	36	A.LOTTERER	23.262	19	F.MASSA	26.031	23	S.BUEMI	21.028	11	22	O.ROWLAND	1:10.208	1:10.274	(7)
12	22	O.ROWLAND	23.262	28	A.DA COSTA	26.059	25	J.VERGNE	21.056	12	66	D.ABT	1:10.223	1:10.362	(11)
13	4	R.FRIJNS	23.268	66	D.ABT	26.064	94	P.WEHRLEIN	21.061	13	36	A.LOTTERER	1:10.230	1:10.464	(12)
14	66	D.ABT	23.285	36	A.LOTTERER	26.160	22	O.ROWLAND	21.067	14	19	F.MASSA	1:10.300	1:10.485	(13)
15	19	F.MASSA	23.288	94	P.WEHRLEIN	26.199	48	E.MORTARA	21.082	15	94	P.WEHRLEIN	1:10.369	1:10.521	(15)
16	3	N.PIQUET	23.342	3	N.PIQUET	26.360	3	N.PIQUET	21.136	16	3	N.PIQUET	1:10.838	1:10.960	(16)
17	27	A.SIMS	23.572	17	G.PAFFETT	26.441	27	A.SIMS	21.196	17	27	A.SIMS	1:11.306	1:11.609	(17)
18	7	J.LOPEZ	23.741	27	A.SIMS	26.538	7	J.LOPEZ	21.317	18	7	J.LOPEZ	1:11.692	1:11.928	(18)
19	17	G.PAFFETT	23.813	7	J.LOPEZ	26.634	17	G.PAFFETT	21.592	19	17	G.PAFFETT	1:11.846	1:12.042	(19)

Title Partner Global Partner Technical Partner Official Partners

FIA FORMULA E CHAMPIONSHIP 2018-19

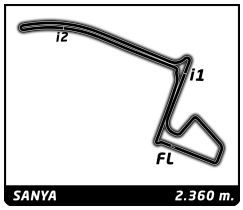

ABB FIA Formula E Championship

Round 6 - Sanya ePrix

Race

Fastest Lap Sequence

Official Timekeeper TAGHeuer

Practice Time	Driver	Team	Car	Time	Kph	Lap
2:09.769	22 Oliver ROWLAND	Nissan e.dams	Nissan IM01	**1:48.762**	78.1	1
3:23.855	22 Oliver ROWLAND	Nissan e.dams	Nissan IM01	**1:14.086**	114.7	2
3:24.539	25 Jean-Eric VERGNE	DS TECHEETAH	DS E-TENSE FE19	**1:13.774**	115.2	2
3:24.921	28 Antonio Felix DA COSTA	BMW i ANDRETTI MOTORSPORT	BMW iFE.18	**1:13.589**	115.5	2
3:25.746	66 Daniel ABT	Audi Sport Abt Schaeffler Formula E Team	Audi e-tron FE05	**1:13.324**	115.9	2
3:26.026	27 Alexander SIMS	BMW i ANDRETTI MOTORSPORT	BMW iFE.18	**1:13.190**	116.1	2
3:42.758	23 Sébastien BUEMI	Nissan e.dams	Nissan IM01	**1:12.939**	116.5	2
4:36.624	22 Oliver ROWLAND	Nissan e.dams	Nissan IM01	**1:12.769**	116.8	3
4:38.360	66 Daniel ABT	Audi Sport Abt Schaeffler Formula E Team	Audi e-tron FE05	**1:12.614**	117.0	3
4:40.385	36 André LOTTERER	DS TECHEETAH	DS E-TENSE FE19	**1:12.202**	117.7	3
4:54.830	23 Sébastien BUEMI	Nissan e.dams	Nissan IM01	**1:12.072**	117.9	3
6:06.269	23 Sébastien BUEMI	Nissan e.dams	Nissan IM01	**1:11.439**	118.9	4
7:17.614	23 Sébastien BUEMI	Nissan e.dams	Nissan IM01	**1:11.345**	119.1	5
10:52.828	23 Sébastien BUEMI	Nissan e.dams	Nissan IM01	**1:10.173**	121.1	8
52:37.092	11 Lucas DI GRASSI	Audi Sport Abt Schaeffler Formula E Team	Audi e-tron FE05	**1:10.165**	121.1	28
52:41.144	20 Mitch EVANS	Panasonic Jaguar Racing	Jaguar I-Type III	**1:10.094**	121.2	28
1:00:48.659	25 Jean-Eric VERGNE	DS TECHEETAH	DS E-TENSE FE19	**1:09.965**	121.4	35

Title Partner Global Partner Technical Partner Official Partners

FIA FORMULA E CHAMPIONSHIP 2018-19

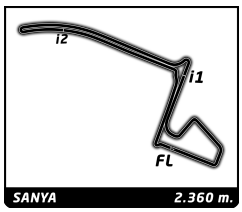

ABB FIA Formula E Championship

Round 6 - Sanya ePrix

Race

Analysis by lap

Official Timekeeper TAGHeuer

Lapped

Lap 0

Nr	Lap Time	Gap
22	21.007	
25	21.492	0.485
28	22.557	1.550
66	22.964	1.957
27	23.538	2.531
36	23.857	2.850
64	24.560	3.553
48	24.918	3.911
11	25.161	4.154
94	25.410	4.403
4	25.745	4.738
19	26.167	5.160
7	26.935	5.928
5	27.030	6.023
2	27.337	6.330
16	27.697	6.690
8	28.060	7.053
20	28.720	7.713
3	29.092	8.085
23	29.181	8.174
17	30.181	9.174
6	1:55.169	1:34.162

Lap 1

Nr	Lap Time	Gap
22	1:48.762	
25	1:49.273	0.996
28	1:48.775	1.563
66	1:49.458	2.653
27	1:49.298	3.067
36	1:50.919	5.007
64	1:51.317	6.108
11	1:51.306	6.698
48	1:52.315	7.464
4	1:51.922	7.898
94	1:52.653	8.294
19	1:52.372	8.770
7	1:52.219	9.385
16	1:52.148	10.076
8	1:52.134	10.425
20	1:51.970	10.921
3	1:52.037	11.360
23	2:00.638	20.050
17	2:02.335	22.747
5	2:35.326	52.587

Lap 2

Nr	Lap Time	Gap
22	1:14.086	
25	1:13.774	0.684
28	1:13.589	1.066
66	1:13.324	1.891
27	1:13.190	2.171
36	1:13.407	4.328
11	1:13.710	6.322
64	1:14.854	6.876
48	1:13.969	7.347
4	1:13.884	7.696
94	1:14.364	8.572
19	1:14.194	8.878
7	1:14.161	9.460
16	1:14.264	10.254
8	1:14.445	10.784
20	1:14.637	11.472
3	1:14.623	11.897
23	1:12.939	18.903
17	1:15.151	23.812

Lap 3

Nr	Lap Time	Gap
22	1:12.769	
25	1:12.788	0.703
28	1:12.949	1.246
66	1:12.614	1.736
27	1:12.667	2.069
36	1:12.202	3.761
11	1:12.496	6.049
64	1:12.994	7.101
48	1:13.153	7.731
4	1:13.097	8.024
94	1:13.232	9.035
19	1:13.482	9.591
7	1:13.717	10.408
16	1:13.582	11.067
8	1:13.537	11.552
20	1:13.711	12.414
3	1:13.741	12.869
23	1:12.072	18.206
17	1:14.017	25.060

Lap 4

Nr	Lap Time	Gap
22	1:12.316	
25	1:12.227	0.614
28	1:12.213	1.143
66	1:12.219	1.639
27	1:12.292	2.045
36	1:12.678	4.123
11	1:12.089	5.822
64	1:12.699	7.484
4	1:12.348	8.056
48	1:13.241	8.656
94	1:12.650	9.369
19	1:12.807	10.082
7	1:12.677	10.769
16	1:13.017	11.768
8	1:12.977	12.213
20	1:12.925	13.023
3	1:12.965	13.518
23	1:11.439	17.329
17	1:13.272	26.016

Lap 5

Nr	Lap Time	Gap
22	1:11.975	
25	1:11.895	0.534
28	1:11.934	1.102
66	1:11.917	1.581
27	1:11.868	1.938
36	1:12.083	4.231
11	1:11.893	5.740
64	1:12.222	7.731
4	1:12.062	8.143
48	1:12.245	8.926
94	1:12.147	9.541
19	1:12.377	10.484
7	1:12.955	11.749
16	1:12.917	12.710
8	1:13.029	13.267
20	1:12.705	13.753
3	1:14.675	16.218
23	1:11.345	16.699
17	1:12.682	26.723

Lap 6

Nr	Lap Time	Gap
22	1:12.162	
25	1:12.173	0.545
28	1:12.152	1.092
66	1:12.183	1.602
27	1:12.197	1.973
36	1:11.604	3.673
11	1:11.591	5.169
4	1:11.640	7.621
64	1:12.679	8.248
48	1:12.194	8.958
94	1:12.448	9.827
19	1:12.387	10.709
7	1:12.251	11.838
16	1:12.695	13.243
8	1:12.689	13.794
20	1:12.982	14.573
3	1:12.105	16.161
23	1:12.066	16.603
17	1:12.476	27.037

Lap 7

Nr	Lap Time	Gap
22	1:11.698	
25	1:12.012	0.859
28	1:11.947	1.341
66	1:12.067	1.971
27	1:12.036	2.311
36	1:11.789	3.764
11	1:11.784	5.255
4	1:11.598	7.521
64	1:11.774	8.324
48	1:12.154	9.414
94	1:12.022	10.151
19	1:12.011	11.022
7	1:12.165	12.305
16	1:12.591	14.136
8	1:12.537	14.633
20	1:12.675	15.550
23	1:12.975	17.880
3	1:14.204	18.667
17	1:12.328	27.667

Lap 8

Nr	Lap Time	Gap
22	1:12.096	
25	1:11.730	0.493
28	1:11.704	0.949
66	1:11.672	1.547
27	1:11.783	1.998
36	1:11.472	3.140
11	1:11.766	4.925
4	1:11.421	6.846
64	1:11.610	7.838
48	1:11.767	9.085
94	1:12.160	10.215
19	1:13.341	12.267
7	1:12.482	12.691
16	1:12.798	14.838
8	1:12.840	15.377
23	1:10.173	15.957
20	1:13.543	16.997
3	1:10.960	17.531
17	1:12.042	27.613

Lap 9

Nr	Lap Time	Gap
22	1:11.570	
25	1:11.563	0.486
28	1:11.626	1.005
66	1:11.832	1.809
27	1:11.762	2.190
36	1:11.524	3.094
11	1:11.590	4.945
4	1:11.500	6.776
64	1:11.861	8.129
48	1:12.100	9.615
94	1:12.266	10.911
19	1:11.744	12.441
7	1:11.932	13.053
23	1:11.406	15.793
16	1:13.144	16.412
8	1:13.027	16.834
20	1:12.145	17.572
3	1:12.002	17.963
17	1:12.064	28.107

Lap 10

Nr	Lap Time	Gap
22	1:11.720	
25	1:11.772	0.538
28	1:11.747	1.032
66	1:11.611	1.700
27	1:11.609	2.079
36	1:11.338	2.712
11	1:13.321	6.546
4	1:12.129	7.185
64	1:12.224	8.633
48	1:12.238	10.133
94	1:11.875	11.066
19	1:11.772	12.493
7	1:11.928	13.261
23	1:11.152	15.225
16	1:12.521	17.213
20	1:12.078	17.930
3	1:12.445	18.688
8	1:15.428	20.542
17	1:12.199	28.586

Lap 11

Nr	Lap Time	Gap
22	1:11.940	
25	1:11.952	0.550
28	1:11.989	1.081
66	1:11.860	1.620
27	1:11.901	2.040
36	1:12.826	3.598
11	1:11.455	6.061
4	1:11.292	6.537
48	1:11.744	9.937
64	1:13.667	10.360
94	1:12.235	11.361
19	1:12.385	12.938
23	1:11.684	14.969
20	1:11.687	17.677
16	1:13.202	18.475
3	1:12.091	18.839
8	1:13.931	22.533
17	1:12.289	28.935

Lap 12

Nr	Lap Time	Gap
22	1:12.310	
25	1:12.383	0.623
28	1:12.551	1.322
66	1:12.416	1.726
27	1:12.468	2.198
36	1:11.911	3.199
11	1:11.234	4.985
4	1:12.405	6.632
48	1:11.500	9.127
64	1:11.740	9.790
94	1:12.025	11.076
19	1:11.861	12.489
23	1:11.209	13.868
20	1:12.690	18.057
3	1:12.493	19.022
16	1:13.659	19.824
8	1:11.535	21.758
17	1:12.358	28.983

Lap 13

Nr	Lap Time	Gap
22	1:11.835	
25	1:11.853	0.641
28	1:11.768	1.255

Title Partner Global Partner Technical Partner Official Partners

FIA FORMULA E CHAMPIONSHIP 2018-19

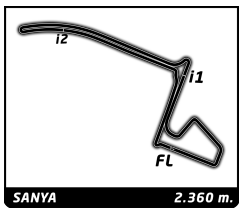

ABB FIA Formula E Championship

Round 6 - Sanya ePrix

Race

Analysis by lap

Official Timekeeper TAGHeuer

Lapped

Nr	Lap Time	Gap
66	1:11.928	1.819
27	1:11.874	2.237
36	1:11.453	2.817
11	1:11.779	4.929
4	1:10.548	5.345
48	1:11.774	9.066
64	1:11.629	9.584
94	1:14.593	13.834
19	1:13.689	14.343
23	1:12.671	14.704
20	1:11.648	17.870
3	1:11.391	18.578
8	1:12.868	22.791
16	1:15.566	23.555
17	1:12.980	30.128

Lap 14

22	1:11.769	
25	1:11.718	0.590
28	1:11.552	1.038
66	1:11.767	1.817
27	1:11.611	2.079
36	1:11.597	2.645
4	1:10.852	4.428
11	1:11.911	5.071
48	1:11.807	9.104
64	1:12.129	9.944
94	1:12.217	14.282
23	1:12.209	15.144
19	1:13.567	16.141
20	1:11.580	17.681
3	1:12.051	18.860
8	1:12.524	23.546
16	1:14.516	26.302

Lap 15

22	1:11.836	
25	1:11.815	0.569
28	1:11.902	1.104
66	1:11.835	1.816
27	1:11.932	2.175
36	1:11.963	2.772
4	1:11.493	4.085
11	1:12.018	5.253
48	1:12.196	9.464
64	1:11.916	10.024
94	1:11.959	14.405
23	1:11.497	14.805
19	1:11.988	16.293
20	1:11.914	17.759
3	1:11.355	18.379
8	1:12.005	23.715
16	1:11.893	26.359

Lap 16

22	1:11.720	
25	1:11.745	0.594
28	1:11.620	1.004
66	1:11.559	1.655
27	1:11.619	2.074
36	1:11.518	2.570
4	1:11.635	4.000
11	1:13.495	7.028
48	1:12.205	9.949
64	1:12.125	10.429
23	1:12.216	15.301
94	1:13.083	15.768
19	1:12.137	16.710
20	1:11.989	18.028
3	1:11.815	18.474
8	1:12.380	24.375
16	1:12.244	26.883

Lap 17

22	1:11.715	
25	1:11.641	0.520
28	1:11.830	1.119
66	1:11.744	1.684
27	1:11.717	2.076
36	1:11.751	2.606
4	1:11.348	3.633
11	1:12.791	8.104
48	1:11.979	10.213
64	1:12.116	10.830
23	1:11.560	15.146
94	1:12.033	16.086
19	1:12.118	17.113
20	1:12.029	18.342
3	1:11.821	18.580
8	1:12.139	24.799
16	1:12.418	27.586

Lap 18

22	1:11.847	
25	1:11.862	0.535
28	1:11.736	1.008
66	1:11.741	1.578
27	1:11.754	1.983
36	1:11.714	2.473
4	1:11.634	3.420
11	1:10.456	6.713
48	1:11.997	10.363
64	1:11.997	10.980
23	1:11.536	14.835
94	1:12.012	16.251
19	1:12.050	17.316
3	1:11.936	18.669
20	1:12.977	19.472
8	1:12.848	25.800
16	1:12.647	28.386

Lap 19

25	1:11.441	
22	1:12.251	0.275
28	1:11.709	0.741
66	1:11.762	1.364
27	1:11.805	1.812
36	1:11.811	2.308
4	1:11.827	3.271
11	1:10.894	5.631
48	1:12.106	10.493
64	1:11.883	10.887
23	1:11.438	14.297
94	1:11.986	16.261
19	1:11.913	17.253
3	1:11.221	17.914
20	1:11.141	18.637
8	1:12.747	26.571
16	1:12.640	29.050

Lap 20

25	1:12.129	
22	1:13.602	1.748
28	1:13.503	2.115
66	1:13.610	2.845
27	1:13.450	3.133
36	1:13.534	3.713
4	1:12.930	4.072
11	1:11.339	4.841
48	1:12.282	10.646
64	1:12.310	11.068
23	1:11.453	13.621
94	1:11.789	15.921
19	1:11.793	16.917
3	1:11.496	17.281
20	1:11.234	17.742
8	1:12.873	27.315
16	1:12.963	29.884

Lap 21

25	1:14.820	
22	1:13.660	0.588
28	1:13.782	1.077
66	1:13.662	1.687
36	1:13.193	2.086
4	1:13.325	2.577
11	1:13.204	3.225
48	1:12.111	7.937
64	1:12.142	8.390
23	1:11.304	10.105
94	1:12.131	13.232
19	1:11.915	14.012
3	1:11.892	14.353
20	1:12.186	15.108
8	1:12.679	25.174
16	1:12.792	27.856

Lap 22

25	1:11.729	
22	1:12.033	0.892
28	1:11.967	1.315
66	1:12.158	2.116
36	1:13.289	3.646
4	1:13.326	4.174
11	1:13.595	5.091
48	1:12.060	8.268
64	1:12.205	8.866
23	1:11.363	9.739
94	1:12.166	13.669
19	1:12.399	14.682
20	1:12.085	15.464
8	1:12.828	26.273
16	1:13.128	29.255

Lap 23

25	1:12.425	
22	1:13.611	2.078
28	1:14.037	2.927
66	1:14.217	3.908
36	1:14.879	6.100
4	1:17.237	8.986
11	1:17.796	10.462
48	1:17.209	13.052
64	1:17.788	14.229
23	1:18.204	15.518
94	1:19.186	20.430
19	1:20.148	22.405
20	1:20.070	23.109
8	1:34.278	48.126
16	1:33.664	50.494

Lap 24

25	2:53.136	
22	2:53.130	2.072
28	2:53.227	3.018
66	2:53.257	4.029
36	2:52.282	5.246
4	2:51.658	7.508
11	2:51.157	8.483
48	2:50.813	10.729
64	2:50.470	11.563
23	2:50.297	12.679
94	2:47.576	14.870
19	2:46.359	15.628
20	2:46.707	16.680
8	2:24.809	19.799
16	2:23.938	21.296

Lap 25

25	3:17.403	
22	3:19.384	4.053
28	3:21.451	7.066
66	3:23.106	9.732
36	3:24.791	12.634
4	3:24.934	15.039
11	3:25.688	16.768
48	3:26.801	20.127
64	3:28.605	22.765
23	3:29.600	24.876
94	3:30.233	27.700
19	3:32.673	30.898
20	3:35.184	34.461
8	3:37.513	39.909
16	3:41.134	45.027

Lap 26

25	15:23.081	
22	15:20.013	0.985
28	15:17.524	1.509
66	15:15.302	1.953
36	15:13.192	2.745
4	15:11.289	3.247
11	15:10.083	3.770
48	15:07.195	4.241
64	15:05.000	4.684
23	15:03.616	5.411
94	15:01.089	5.708
19	14:58.482	6.299
20	14:55.594	6.974
8	14:50.647	7.475
16	14:46.064	8.010

Lap 27

25	1:11.355	
22	1:11.228	0.858
28	1:11.191	1.345
66	1:11.149	1.747
36	1:10.810	2.200
4	1:11.565	3.457
11	1:11.325	3.740
48	1:11.861	4.747
64	1:11.732	5.061
23	1:11.638	5.694
94	1:11.878	6.231
19	1:11.658	6.602
20	1:12.244	7.863
16	1:12.721	9.376
8	1:14.032	10.152

Lap 28

25	1:10.368	
22	1:10.274	0.764
28	1:10.333	1.310
66	1:10.474	1.853
36	1:10.464	2.296
11	1:10.165	3.537
4	1:11.381	4.470
48	1:10.768	5.147
64	1:10.871	5.564
23	1:10.821	6.147

Title Partner Global Partner Technical Partner Official Partners

FIA FORMULA E CHAMPIONSHIP 2018-19

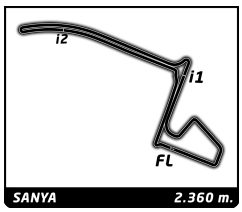

ABB FIA Formula E Championship

Round 6 - Sanya ePrix

Race

Analysis by lap

Official Timekeeper TAGHeuer

Lapped

Nr	Lap Time	Gap
94	1:10.794	6.657
19	1:10.866	7.100
20	1:10.094	7.589
16	1:11.126	10.134
8	1:11.039	10.823

Lap 29

Nr	Lap Time	Gap
25	1:11.394	
22	1:11.112	0.482
28	1:11.148	1.064
36	1:10.858	1.760
66	1:11.968	2.427
11	1:10.795	2.938
4	1:10.807	3.883
48	1:10.902	4.655
23	1:10.723	5.476
64	1:11.975	6.145
94	1:11.401	6.664
19	1:11.520	7.226
20	1:11.406	7.601
16	1:12.412	11.152
8	1:12.128	11.557

Lap 30

Nr	Lap Time	Gap
25	1:10.806	
22	1:10.862	0.538
28	1:11.124	1.382
36	1:10.822	1.776
66	1:10.641	2.262
11	1:10.662	2.794
4	1:10.552	3.629
48	1:10.975	4.824
23	1:10.531	5.201
64	1:10.814	6.153
94	1:10.974	6.832
19	1:11.044	7.464
20	1:11.035	7.830
16	1:10.171	10.517
8	1:10.336	11.087

Lap 31

Nr	Lap Time	Gap
25	1:11.365	
22	1:11.257	0.430
28	1:11.388	1.405
36	1:11.490	1.901
66	1:11.697	2.594
11	1:11.532	2.961
4	1:11.166	3.430
23	1:10.342	4.178
48	1:12.144	5.603
64	1:11.207	5.995
94	1:10.945	6.412
20	1:11.537	8.002
19	1:12.592	8.691
16	1:10.546	9.698
8	1:10.425	10.147

Lap 32

Nr	Lap Time	Gap
25	1:10.559	
22	1:10.683	0.554
28	1:10.572	1.418
36	1:10.532	1.874
66	1:10.629	2.664
11	1:10.641	3.043
4	1:10.926	3.797
23	1:10.899	4.518
48	1:10.592	5.636
64	1:10.846	6.282
94	1:10.879	6.732
20	1:10.317	7.760
19	1:10.679	8.811
16	1:10.901	10.040
8	1:11.112	10.700

Lap 33

Nr	Lap Time	Gap
25	1:10.789	
22	1:10.833	0.598
28	1:10.686	1.315
36	1:10.648	1.733
66	1:10.362	2.237
11	1:10.497	2.751
4	1:10.491	3.499
23	1:10.250	3.979
48	1:10.265	5.112
64	1:10.300	5.793
94	1:10.526	6.469
20	1:10.410	7.381
19	1:10.606	8.628
16	1:11.318	10.569
8	1:11.086	10.997

Lap 34

Nr	Lap Time	Gap
25	1:10.226	
22	1:10.573	0.945
28	1:10.561	1.650
36	1:10.622	2.129
66	1:10.571	2.582
11	1:10.622	3.147
4	1:10.630	3.903
23	1:10.591	4.344
48	1:10.726	5.612
64	1:10.566	6.133
94	1:10.521	6.764
20	1:10.235	7.390
19	1:10.485	8.887
16	1:10.861	11.204
8	1:10.985	11.756

Lap 35

Nr	Lap Time	Gap
25	1:09.965	
22	1:10.308	1.288
28	1:10.375	2.060
36	1:10.638	2.802
66	1:10.637	3.254
23	1:11.401	5.780
64	1:11.108	7.276
48	1:12.069	7.716
94	1:11.375	8.174
20	1:11.186	8.611
19	1:10.655	9.577
16	1:10.966	12.205
8	1:11.129	12.920
4	2:48.346	1:42.284

Lap 36

Nr	Lap Time	Gap
25	2:01.526	
22	2:02.000	1.762
28	2:02.734	3.268
36	2:03.355	4.631
66	2:04.244	5.972
23	2:05.151	9.405
64	2:11.590	17.340
94	2:11.719	18.367
20	2:13.561	20.646
48	2:16.018	22.208
19	2:19.688	27.739
16	2:20.774	31.453
8	2:21.260	32.654

Title Partner Global Partner Technical Partner Official Partners

FIA FORMULA E CHAMPIONSHIP 2018-19

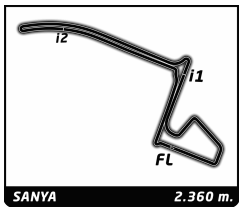

ABB FIA Formula E Championship

Round 6 - Sanya ePrix

Race

Analysis

Official Timekeeper TAGHeuer

250KW 225KW Personal Best Session Best **B** Crossing the finish line in pit lane

2 Sam BIRD — GBR
Envision Virgin Racing — Audi e-tron FE05

Lap	Time	Sector 1	Sector 2	Sector 3	Kph	Elapsed
0	27.337				86.8	27.337

3 Nelson PIQUET — BRA
Panasonic Jaguar Racing — Jaguar I-Type III

Lap	Time	Sector 1	Sector 2	Sector 3	Kph	Elapsed
0	29.092				81.5	29.092
1	1:52.037	27.090	1:00.840	24.107	75.8	2:21.129
2	1:14.623	25.106	27.471	22.046	113.9	3:35.752
3	1:13.741	24.407	27.324	22.010	115.2	4:49.493
4	1:12.965	24.108	27.120	21.737	116.4	6:02.458
5	1:14.675	25.990	26.869	21.816	113.8	7:17.133
6	1:12.105	23.768	26.593	21.744	117.8	8:29.238
7	1:14.204	25.253	26.462	22.489	114.5	9:43.442
8	1:10.960	23.463	26.361	21.136	119.7	10:54.402
9	1:12.002	23.622	26.935	21.445	118.0	12:06.404
10	1:12.445	23.809	26.930	21.706	117.3	13:18.849
11	1:12.091	23.693	26.627	21.771	117.9	14:30.940
12	1:12.493	24.076	26.809	21.608	117.2	15:43.433
13	1:11.391	23.417	26.483	21.491	119.0	16:54.824
14	1:12.051	23.535	27.029	21.487	117.9	18:06.875
15	1:11.355	23.468	26.360	21.527	119.1	19:18.230
16	1:11.815	23.871	26.519	21.425	118.3	20:30.045
17	1:11.821	23.788	26.494	21.539	118.3	21:41.866
18	1:11.936	23.872	26.510	21.554	118.1	22:53.802
19	1:11.221	23.342	26.500	21.379	119.3	24:05.023
20	1:11.496	23.415	26.520	21.561	118.8	25:16.519
21	1:11.892	23.550	26.770	21.572	118.2	26:28.411

4 Robin FRIJNS — NLD
Envision Virgin Racing — Audi e-tron FE05

Lap	Time	Sector 1	Sector 2	Sector 3	Kph	Elapsed
0	25.745				92.1	25.745
1	1:51.922	25.937	56.316	29.669	75.9	2:17.667
2	1:13.884	24.469	27.427	21.988	115.0	3:31.551
3	1:13.097	24.349	27.160	21.588	116.2	4:44.648
4	1:12.348	24.263	26.483	21.602	117.4	5:56.996
5	1:12.062	23.906	26.647	21.509	117.9	7:09.058
6	1:11.640	23.872	26.394	21.374	118.6	8:20.698
7	1:11.598	23.631	26.516	21.451	118.7	9:32.296
8	1:11.421	23.640	26.426	21.355	119.0	10:43.717
9	1:11.500	23.654	26.444	21.402	118.8	11:55.217
10	1:12.129	24.023	26.624	21.482	117.8	13:07.346
11	1:11.292	23.654	26.275	21.363	119.2	14:18.638
12	1:12.405	25.347	25.937	21.121	117.3	15:31.043
13	1:10.548	23.377	25.825	21.346	120.4	16:41.591
14	1:10.852	23.455	26.337	21.060	119.9	17:52.443
15	1:11.493	23.592	26.159	21.742	118.8	19:03.936
16	1:11.635	23.550	26.682	21.403	118.6	20:15.571
17	1:11.348	23.689	26.205	21.454	119.1	21:26.919
18	1:11.634	23.622	26.536	21.476	118.6	22:38.553
19	1:11.827	23.757	26.565	21.505	118.3	23:50.380
20	1:12.930	24.084	27.301	21.545	116.5	25:03.310
21	1:13.325	24.156	27.485	21.684	115.9	26:16.635
22	1:13.326	23.906	28.040	21.380	115.9	27:29.961
23	1:17.237	23.666	26.283	27.288	110.0	28:47.198
24	2:51.658	45.321	1:05.527	1:00.810	49.5	31:38.856
25	3:24.934 **B**	51.504	1:09.153	1:24.277	41.5	35:03.790
26	15:11.289	...	36.953	32.665	9.3	50:15.079
27	1:11.565	23.551	26.584	21.430	118.7	51:26.644
28	1:11.381	23.518	26.833	21.030	119.0	52:38.025
29	1:10.807	23.512	26.217	21.078	120.0	53:48.832
30	1:10.552	23.391	26.171	20.990	120.4	54:59.384
31	1:11.166	23.286	26.660	21.220	119.4	56:10.550
32	1:10.926	23.428	26.536	20.962	119.8	57:21.476
33	1:10.491	23.353	26.224	20.914	120.5	58:31.967
34	1:10.630	23.268	26.303	21.059	120.3	59:42.597
35	2:48.346 **B**	23.304	1:27.577	57.465	50.5	1:02:30.943

5 Stoffel VANDOORNE — BEL
HWA RACELAB — Venturi VFE05

Lap	Time	Sector 1	Sector 2	Sector 3	Kph	Elapsed
0	27.030				87.8	27.030
1	2:35.326 **B**	26.735	1:06.992	1:01.599	54.7	3:02.356

6 Felipe NASR — BRA
GEOX DRAGON — Penske EV-3

Lap	Time	Sector 1	Sector 2	Sector 3	Kph	Elapsed
0	1:55.169 **B**				20.6	1:55.169

7 José Maria LOPEZ — ARG
GEOX DRAGON — Penske EV-3

Lap	Time	Sector 1	Sector 2	Sector 3	Kph	Elapsed
0	26.935				88.1	26.935
1	1:52.219	25.890	1:02.081	24.248	75.7	2:19.154
2	1:14.161	24.830	27.371	21.960	114.6	3:33.315
3	1:13.717	24.518	27.237	21.962	115.3	4:47.032
4	1:12.677	24.196	26.836	21.645	116.9	5:59.709
5	1:12.955	24.567	26.677	21.711	116.5	7:12.664
6	1:12.251	23.911	26.757	21.583	117.6	8:24.915
7	1:12.165	24.028	26.692	21.445	117.7	9:37.080
8	1:12.482	23.783	26.634	22.065	117.2	10:49.562
9	1:11.932	23.741	26.760	21.431	118.1	12:01.494
10	1:11.928	23.805	26.806	21.317	118.1	13:13.422

8 Tom DILLMANN — FRA
NIO Formula E Team — NIO Sport 004

Lap	Time	Sector 1	Sector 2	Sector 3	Kph	Elapsed
0	28.060				84.5	28.060
1	1:52.134	26.323	1:01.959	23.852	75.8	2:20.194
2	1:14.445	25.031	27.474	21.940	114.1	3:34.639
3	1:13.537	24.379	27.308	21.850	115.5	4:48.176
4	1:12.977	24.308	26.987	21.682	116.4	6:01.153
5	1:13.029	24.397	26.970	21.662	116.3	7:14.182
6	1:12.689	24.238	26.817	21.634	116.9	8:26.871
7	1:12.537	24.124	26.771	21.642	117.1	9:39.408
8	1:12.840	24.350	26.743	21.747	116.6	10:52.248
9	1:13.027	24.150	27.122	21.755	116.3	12:05.275
10	1:15.428	23.988	28.413	23.027	112.6	13:20.703
11	1:13.931	25.958	26.424	21.549	114.9	14:34.634
12	1:11.535	23.977	26.145	21.413	118.8	15:46.169
13	1:12.868	24.474	26.781	21.613	116.6	16:59.037
14	1:12.524	24.271	26.382	21.871	117.1	18:11.561
15	1:12.005	24.098	26.401	21.506	118.0	19:23.566
16	1:12.380	24.187	26.412	21.781	117.4	20:35.946
17	1:12.139	24.021	26.564	21.554	117.8	21:48.085
18	1:12.848	24.373	26.490	21.985	116.6	23:00.933
19	1:12.747	24.271	26.405	22.071	116.8	24:13.680

Title Partner Global Partner Technical Partner Official Partners

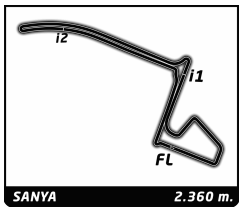

ABB FIA Formula E Championship

Round 6 - Sanya ePrix

Race

Analysis

Official Timekeeper TAGHeuer

250KW 225KW Personal Best Session Best **B** Crossing the finish line in pit lane

Lap	Time	Sector 1	Sector 2	Sector 3	Kph	Elapsed
20	1:12.873	24.208	26.562	22.103	116.6	25:26.553
21	1:12.679	24.318	26.660	21.701	116.9	26:39.232
22	1:12.828	24.253	26.464	22.111	116.7	27:52.060
23	1:34.278	24.545	32.360	37.373	90.1	29:26.338
24	2:24.809	36.428	48.237	1:00.144	58.7	31:51.147
25	3:37.513 **B**	48.139	1:15.558	1:33.816	39.1	35:28.660
26	14:50.647	...	34.257	26.358	9.5	50:19.307
27	1:14.032	25.758	26.766	21.508	114.8	51:33.339
28	1:11.039	23.479	26.321	21.239	119.6	52:44.378
29	1:12.128	25.136	26.023	20.969	117.8	53:56.506
30	1:10.336	23.420	26.033	20.883	120.8	55:06.842
31	1:10.425	23.170	26.293	20.962	120.6	56:17.267
32	1:11.112	23.428	26.429	21.255	119.5	57:28.379
33	1:11.086	23.361	26.558	21.167	119.5	58:39.465
34	1:10.985	23.558	26.256	21.171	119.7	59:50.450
35	1:11.129	23.404	26.453	21.272	119.4	1:01:01.579
36	2:21.260	23.527	1:02.610	55.123	60.1	1:03:22.839

11 Lucas DI GRASSI — BRA

Audi Sport Abt Schaeffler Formula E Te — Audi e-tron FE05

Lap	Time	Sector 1	Sector 2	Sector 3	Kph	Elapsed
0	25.161				94.3	25.161
1	1:51.306	25.670	54.653	30.983	76.3	2:16.467
2	1:13.710	24.584	27.369	21.757	115.3	3:30.177
3	1:12.496	24.151	26.594	21.751	117.2	4:42.673
4	1:12.089	23.869	26.586	21.634	117.9	5:54.762
5	1:11.893	23.927	26.406	21.560	118.2	7:06.655
6	1:11.591	23.605	26.314	21.672	118.7	8:18.246
7	1:11.784	23.611	26.535	21.638	118.4	9:30.030
8	1:11.766	23.799	26.382	21.585	118.4	10:41.796
9	1:11.590	23.679	26.375	21.536	118.7	11:53.386
10	1:13.321	25.414	26.402	21.505	115.9	13:06.707
11	1:11.455	23.510	26.466	21.479	118.9	14:18.162
12	1:11.234	23.431	26.434	21.369	119.3	15:29.396
13	1:11.779	23.841	26.517	21.421	118.4	16:41.175
14	1:11.911	23.468	26.372	22.071	118.1	17:53.086
15	1:12.018	23.885	26.507	21.626	118.0	19:05.104
16	1:13.495	25.458	26.426	21.611	115.6	20:18.599
17	1:12.791	25.400	26.233	21.158	116.7	21:31.390
18	1:10.456	23.288	25.952	21.216	120.6	22:41.846
19	1:10.894	23.566	25.929	21.399	119.8	23:52.740
20	1:11.339	23.381	26.353	21.605	119.1	25:04.079
21	1:13.204	23.932	27.532	21.740	116.1	26:17.283
22	1:13.595	23.936	28.034	21.625	115.4	27:30.878
23	1:17.796	23.421	26.400	27.975	109.2	28:48.674
24	2:51.157	44.786	1:05.297	1:01.074	49.6	31:39.831
25	3:25.688 **B**	51.341	1:10.258	1:24.089	41.3	35:05.519
26	15:10.083	...	36.454	32.161	9.3	50:15.602
27	1:11.325	23.528	26.506	21.291	119.1	51:26.927
28	1:10.165	23.489	25.966	20.710	121.1	52:37.092
29	1:10.795	23.236	26.379	21.180	120.0	53:47.887
30	1:10.662	23.356	26.258	21.048	120.2	54:58.549
31	1:11.532	23.323	26.642	21.567	118.8	56:10.081
32	1:10.641	23.342	26.242	21.057	120.3	57:20.722
33	1:10.497	23.274	26.254	20.969	120.5	58:31.219
34	1:10.622	23.238	26.354	21.030	120.3	59:41.841

16 Oliver TURVEY — GBR

NIO Formula E Team — NIO Sport 004

Lap	Time	Sector 1	Sector 2	Sector 3	Kph	Elapsed
0	27.697				85.7	27.697
1	1:52.148	26.382	1:01.452	24.314	75.8	2:19.845
2	1:14.264	24.692	27.619	21.953	114.4	3:34.109
3	1:13.582	24.242	27.496	21.844	115.5	4:47.691
4	1:13.017	24.143	27.198	21.676	116.4	6:00.708
5	1:12.917	24.080	27.144	21.693	116.5	7:13.625
6	1:12.695	23.843	27.095	21.757	116.9	8:26.320
7	1:12.591	23.943	26.859	21.789	117.0	9:38.911
8	1:12.798	23.869	27.130	21.799	116.7	10:51.709
9	1:13.144	23.869	26.926	22.349	116.2	12:04.853
10	1:12.521	23.868	26.735	21.918	117.2	13:17.374
11	1:13.202	23.894	27.448	21.860	116.1	14:30.576
12	1:13.659	24.007	27.737	21.915	115.3	15:44.235
13	1:15.566	25.879	26.897	22.790	112.4	16:59.801
14	1:14.516	25.907	26.848	21.761	114.0	18:14.317
15	1:11.893	23.657	26.636	21.600	118.2	19:26.210
16	1:12.244	23.930	26.769	21.545	117.6	20:38.454
17	1:12.418	23.922	26.725	21.771	117.3	21:50.872
18	1:12.647	23.883	26.934	21.830	116.9	23:03.519
19	1:12.640	23.860	26.942	21.838	117.0	24:16.159
20	1:12.963	23.938	27.127	21.898	116.4	25:29.122
21	1:12.792	23.983	27.011	21.798	116.7	26:41.914
22	1:13.128	24.350	26.877	21.901	116.2	27:55.042
23	1:33.664	24.077	33.027	36.560	90.7	29:28.706
24	2:23.938	36.368	47.401	1:00.169	59.0	31:52.644
25	3:41.134 **B**	47.850	1:16.433	1:36.851	38.4	35:33.778
26	14:46.064	...	34.329	25.512	9.6	50:19.842
27	1:12.721	24.718	26.623	21.380	116.8	51:32.563
28	1:11.126	23.450	26.390	21.286	119.4	52:43.689
29	1:12.412	25.309	26.024	21.079	117.3	53:56.101
30	1:10.171	23.330	25.964	20.877	121.1	55:06.272
31	1:10.546	23.202	26.116	21.228	120.4	56:16.818
32	1:10.901	23.322	26.207	21.372	119.8	57:27.719
33	1:11.318	23.481	26.469	21.368	119.1	58:39.037
34	1:10.861	23.321	26.215	21.325	119.9	59:49.898
35	1:10.966	23.294	26.447	21.225	119.7	1:01:00.864
36	2:20.774	23.398	1:02.204	55.172	60.4	1:03:21.638

17 Gary PAFFETT — GBR

HWA RACELAB — Venturi VFE05

Lap	Time	Sector 1	Sector 2	Sector 3	Kph	Elapsed
0	30.181				78.6	30.181
1	2:02.335	46.312	52.453	23.570	69.4	2:32.516
2	1:15.151	25.334	27.564	22.253	113.1	3:47.667
3	1:14.017	24.541	27.441	22.035	114.8	5:01.684
4	1:13.272	24.120	27.067	22.085	116.0	6:14.956
5	1:12.682	24.134	26.763	21.785	116.9	7:27.638
6	1:12.476	23.813	27.071	21.592	117.2	8:40.114
7	1:12.328	24.078	26.640	21.610	117.5	9:52.442
8	1:12.042	23.860	26.555	21.627	117.9	11:04.484
9	1:12.064	23.980	26.441	21.643	117.9	12:16.548
10	1:12.199	23.926	26.526	21.747	117.7	13:28.747
11	1:12.289	23.845	26.713	21.731	117.5	14:41.036
12	1:12.358	23.872	26.751	21.735	117.4	15:53.394
13	1:12.980	24.114	26.837	22.029	116.4	17:06.374

Title Partner Global Partner Technical Partner Official Partners

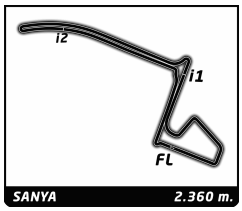

ABB FIA Formula E Championship

Round 6 - Sanya ePrix

Race

Analysis

Official Timekeeper TAGHeuer

250KW 225KW Personal Best Session Best **B** Crossing the finish line in pit lane

19 Felipe MASSA — BRA

Venturi Formula E Team — Venturi VFE05

Lap	Time	Sector 1	Sector 2	Sector 3	Kph	Elapsed
0	26.167				90.7	26.167
1	1:52.372	26.188	1:00.834	25.350	75.6	2:18.539
2	1:14.194	24.943	27.166	22.085	114.5	3:32.733
3	1:13.482	24.536	27.186	21.760	115.6	4:46.215
4	1:12.807	24.326	26.688	21.793	116.7	5:59.022
5	1:12.377	24.218	26.426	21.733	117.4	7:11.399
6	1:12.387	24.321	26.414	21.652	117.4	8:23.786
7	1:12.011	23.918	26.482	21.611	118.0	9:35.797
8	1:13.341	25.863	26.253	21.225	115.8	10:49.138
9	1:11.744	23.778	26.545	21.421	118.4	12:00.882
10	1:11.772	23.991	26.279	21.502	118.4	13:12.654
11	1:12.385	23.874	26.456	22.055	117.4	14:25.039
12	1:11.861	23.827	26.330	21.704	118.2	15:36.900
13	1:13.689	24.287	27.042	22.360	115.3	16:50.589
14	1:13.567	25.052	26.684	21.831	115.5	18:04.156
15	1:11.988	23.872	26.468	21.648	118.0	19:16.144
16	1:12.137	23.864	26.608	21.665	117.8	20:28.281
17	1:12.118	23.763	26.501	21.854	117.8	21:40.399
18	1:12.050	23.912	26.405	21.733	117.9	22:52.449
19	1:11.913	23.925	26.401	21.587	118.1	24:04.362
20	1:11.793	23.733	26.509	21.551	118.3	25:16.155
21	1:11.915	23.602	26.665	21.648	118.1	26:28.070
22	1:12.399	23.997	26.599	21.803	117.3	27:40.469
23	1:20.148	24.050	27.015	29.083	106.0	29:00.617
24	2:46.359	39.941	1:06.893	59.525	51.1	31:46.976
25	3:32.673 **B**	50.260	1:12.686	1:29.727	39.9	35:19.649
26	14:58.482	...	36.345	26.839	9.5	50:18.131
27	1:11.658	23.837	26.570	21.251	118.6	51:29.789
28	1:10.866	23.484	26.401	20.981	119.9	52:40.655
29	1:11.520	23.468	26.438	21.614	118.8	53:52.175
30	1:11.044	23.485	26.435	21.124	119.6	55:03.219
31	1:12.592	24.216	26.988	21.388	117.0	56:15.811
32	1:10.679	23.477	26.143	21.059	120.2	57:26.490
33	1:10.606	23.385	26.171	21.050	120.3	58:37.096
34	1:10.485	23.314	26.031	21.140	120.5	59:47.581
35	1:10.655	23.288	26.094	21.273	120.2	1:00:58.236
36	2:19.688	23.863	1:00.883	54.942	60.8	1:03:17.924

20 Mitch EVANS — NZL

Panasonic Jaguar Racing — Jaguar I-Type III

Lap	Time	Sector 1	Sector 2	Sector 3	Kph	Elapsed
0	28.720				82.6	28.720
1	1:51.970	26.703	1:01.322	23.945	75.9	2:20.690
2	1:14.637	24.995	27.436	22.206	113.8	3:35.327
3	1:13.711	24.181	27.349	22.181	115.3	4:49.038
4	1:12.925	24.037	27.017	21.871	116.5	6:01.963
5	1:12.705	23.959	26.983	21.763	116.9	7:14.668
6	1:12.982	24.276	26.965	21.741	116.4	8:27.650
7	1:12.675	23.675	26.920	22.080	116.9	9:40.325
8	1:13.543	24.004	27.129	22.410	115.5	10:53.868
9	1:12.145	23.614	26.923	21.608	117.8	12:06.013
10	1:12.078	23.679	26.657	21.742	117.9	13:18.091
11	1:11.687	23.496	26.717	21.474	118.5	14:29.778
12	1:12.690	24.207	26.816	21.667	116.9	15:42.468
13	1:11.648	23.467	26.472	21.709	118.6	16:54.116
14	1:11.580	23.587	26.414	21.579	118.7	18:05.696
15	1:11.914	23.783	26.495	21.636	118.1	19:17.610
16	1:11.989	24.039	26.402	21.548	118.0	20:29.599
17	1:12.029	23.846	26.317	21.866	118.0	21:41.628
18	1:12.977	25.273	26.184	21.520	116.4	22:54.605
19	1:11.141	23.565	26.177	21.399	119.4	24:05.746
20	1:11.234	23.686	26.178	21.370	119.3	25:16.980
21	1:12.186	23.970	26.538	21.678	117.7	26:29.166
22	1:12.085	23.941	26.375	21.769	117.9	27:41.251
23	1:20.070	23.919	26.760	29.391	106.1	29:01.321
24	2:46.707	40.103	1:07.112	59.492	51.0	31:48.028
25	3:35.184 **B**	50.276	1:12.835	1:32.073	39.5	35:23.212
26	14:55.594	...	35.530	27.151	9.5	50:18.806
27	1:12.244	25.359	25.871	21.014	117.6	51:31.050
28	1:10.094	23.115	25.996	20.983	121.2	52:41.144
29	1:11.406	23.285	26.564	21.557	119.0	53:52.550
30	1:11.035	23.383	26.522	21.130	119.6	55:03.585
31	1:11.537	24.077	26.439	21.021	118.8	56:15.122
32	1:10.317	23.171	26.224	20.922	120.8	57:25.439
33	1:10.410	23.094	26.163	21.153	120.7	58:35.849
34	1:10.235	23.114	26.113	21.008	121.0	59:46.084
35	1:11.186	23.130	26.774	21.282	119.3	1:00:57.270
36	2:13.561	23.380	55.326	54.855	63.6	1:03:10.831

22 Oliver ROWLAND — GBR

Nissan e.dams — Nissan IM01

Lap	Time	Sector 1	Sector 2	Sector 3	Kph	Elapsed
0	21.007				112.9	21.007
1	1:48.762	25.625	41.704	41.433	78.1	2:09.769
2	1:14.086	24.497	27.307	22.282	114.7	3:23.855
3	1:12.769	24.211	26.531	22.027	116.8	4:36.624
4	1:12.316	23.941	26.530	21.845	117.5	5:48.940
5	1:11.975	23.832	26.362	21.781	118.0	7:00.915
6	1:12.162	23.693	26.859	21.610	117.7	8:13.077
7	1:11.698	23.711	26.485	21.502	118.5	9:24.775
8	1:12.096	23.662	26.720	21.714	117.8	10:36.871
9	1:11.570	23.718	26.334	21.518	118.7	11:48.441
10	1:11.720	23.650	26.566	21.504	118.5	13:00.161
11	1:11.940	23.690	26.552	21.698	118.1	14:12.101
12	1:12.310	23.644	27.076	21.590	117.5	15:24.411
13	1:11.835	23.723	26.415	21.697	118.3	16:36.246
14	1:11.769	23.678	26.316	21.775	118.4	17:48.015
15	1:11.836	23.673	26.558	21.605	118.3	18:59.851
16	1:11.720	23.581	26.391	21.748	118.5	20:11.571
17	1:11.715	23.635	26.454	21.626	118.5	21:23.286
18	1:11.847	23.706	26.314	21.827	118.3	22:35.133
19	1:12.251	23.629	26.382	22.240	117.6	23:47.384
20	1:13.602	24.655	27.372	21.575	115.4	25:00.986
21	1:13.660	24.579	27.317	21.764	115.3	26:14.646
22	1:12.033	23.754	26.440	21.839	117.9	27:26.679
23	1:13.611	23.838	26.404	23.369	115.4	28:40.290
24	2:53.130	46.855	1:06.559	59.716	49.1	31:33.420
25	3:19.384 **B**	52.119	1:07.838	1:19.427	42.6	34:52.804
26	15:20.013	...	39.319	34.705	9.2	50:12.817
27	1:11.228	23.760	26.067	21.401	119.3	51:24.045
28	1:10.274	23.328	25.879	21.067	120.9	52:34.319
29	1:11.112	23.586	26.161	21.365	119.5	53:45.431
30	1:10.862	23.454	26.120	21.288	119.9	54:56.293
31	1:11.257	23.312	26.704	21.241	119.2	56:07.550

Title Partner Global Partner Technical Partner Official Partners

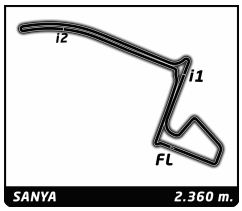

ABB FIA Formula E Championship

Round 6 - Sanya ePrix

Race

Analysis

Official Timekeeper TAGHeuer

250KW 225KW Personal Best Session Best **B** Crossing the finish line in pit lane

Lap	Time	Sector 1	Sector 2	Sector 3	Kph	Elapsed
32	1:10.683	23.425	26.025	21.233	120.2	57:18.233
33	1:10.833	23.533	26.036	21.264	119.9	58:29.066
34	1:10.573	23.362	26.013	21.198	120.4	59:39.639
35	1:10.308	23.262	25.915	21.131	120.8	1:00:49.947
36	2:02.000	23.910	43.121	54.969	69.6	1:02:51.947

23 Sébastien BUEMI — CHE

Nissan e.dams — Nissan IM01

Lap	Time	Sector 1	Sector 2	Sector 3	Kph	Elapsed
0	29.181				81.3	29.181
1	2:00.638	45.698	52.387	22.553	70.4	2:29.819
2	1:12.939	24.416	26.545	21.978	116.5	3:42.758
3	1:12.072	24.195	26.380	21.497	117.9	4:54.830
4	1:11.439	23.672	26.371	21.396	118.9	6:06.269
5	1:11.345	23.661	26.218	21.466	119.1	7:17.614
6	1:12.066	23.852	26.496	21.718	117.9	8:29.680
7	1:12.975	25.811	25.940	21.224	116.4	9:42.655
8	1:10.173	23.283	25.849	21.041	121.1	10:52.828
9	1:11.406	23.920	26.040	21.446	119.0	12:04.234
10	1:11.152	23.304	25.948	21.900	119.4	13:15.386
11	1:11.684	24.050	26.060	21.574	118.5	14:27.070
12	1:11.209	23.504	26.159	21.546	119.3	15:38.279
13	1:12.671	23.920	26.811	21.940	116.9	16:50.950
14	1:12.209	23.814	26.351	22.044	117.7	18:03.159
15	1:11.497	23.628	26.328	21.541	118.8	19:14.656
16	1:12.216	23.807	26.376	22.033	117.6	20:26.872
17	1:11.560	23.764	26.139	21.657	118.7	21:38.432
18	1:11.536	23.618	26.379	21.539	118.8	22:49.968
19	1:11.438	23.697	26.089	21.652	118.9	24:01.406
20	1:11.453	23.596	26.367	21.490	118.9	25:12.859
21	1:11.304	23.510	26.198	21.596	119.2	26:24.163
22	1:11.363	23.588	26.315	21.460	119.1	27:35.526
23	1:18.204	23.576	26.416	28.212	108.6	28:53.730
24	2:50.297	43.439	1:06.078	1:00.780	49.9	31:44.027
25	3:29.600 **B**	50.794	1:12.383	1:26.423	40.5	35:13.627
26	15:03.616	...	35.533	29.628	9.4	50:17.243
27	1:11.638	23.756	26.308	21.574	118.6	51:28.881
28	1:10.821	23.552	26.046	21.223	120.0	52:39.702
29	1:10.723	23.496	25.980	21.247	120.1	53:50.425
30	1:10.531	23.224	25.975	21.332	120.5	55:00.956
31	1:10.342	23.319	25.849	21.174	120.8	56:11.298
32	1:10.899	23.102	26.458	21.339	119.8	57:22.197
33	1:10.250	23.189	26.033	21.028	120.9	58:32.447
34	1:10.591	23.178	26.185	21.228	120.4	59:43.038
35	1:11.401	23.236	26.666	21.499	119.0	1:00:54.439
36	2:05.151	23.173	47.209	54.769	67.9	1:02:59.590

25 Jean-Eric VERGNE — FRA

DS TECHEETAH — DS E-TENSE FE19

Lap	Time	Sector 1	Sector 2	Sector 3	Kph	Elapsed
0	21.492				110.4	21.492
1	1:49.273	25.651	42.843	40.779	77.8	2:10.765
2	1:13.774	24.463	27.250	22.061	115.2	3:24.539
3	1:12.788	24.187	26.571	22.030	116.7	4:37.327
4	1:12.227	23.929	26.530	21.768	117.6	5:49.554
5	1:11.895	23.905	26.367	21.623	118.2	7:01.449
6	1:12.173	23.876	26.584	21.713	117.7	8:13.622
7	1:12.012	23.781	26.534	21.697	118.0	9:25.634
8	1:11.730	23.616	26.516	21.598	118.4	10:37.364
9	1:11.563	23.677	26.424	21.462	118.7	11:48.927
10	1:11.772	23.771	26.379	21.622	118.4	13:00.699
11	1:11.952	23.703	26.453	21.796	118.1	14:12.651
12	1:12.383	23.654	27.190	21.539	117.4	15:25.034
13	1:11.853	23.761	26.471	21.621	118.2	16:36.887
14	1:11.718	23.575	26.391	21.752	118.5	17:48.605
15	1:11.815	23.822	26.410	21.583	118.3	19:00.420
16	1:11.745	23.835	26.315	21.595	118.4	20:12.165
17	1:11.641	23.710	26.301	21.630	118.6	21:23.806
18	1:11.862	23.840	26.382	21.640	118.2	22:35.668
19	1:11.441	23.652	26.334	21.455	118.9	23:47.109
20	1:12.129	24.052	26.551	21.526	117.8	24:59.238
21	1:14.820	25.998	27.212	21.610	113.6	26:14.058
22	1:11.729	23.664	26.563	21.502	118.4	27:25.787
23	1:12.425	23.691	26.102	22.632	117.3	28:38.212
24	2:53.136	46.933	1:06.563	59.640	49.1	31:31.348
25	3:17.403 **B**	51.672	1:07.462	1:18.269	43.0	34:48.751
26	15:23.081	...	42.669	34.327	9.2	50:11.832
27	1:11.355	23.643	26.254	21.458	119.1	51:23.187
28	1:10.368	23.413	25.840	21.115	120.7	52:33.555
29	1:11.394	23.686	26.290	21.418	119.0	53:44.949
30	1:10.806	23.267	26.170	21.369	120.0	54:55.755
31	1:11.365	23.296	26.926	21.143	119.0	56:07.120
32	1:10.559	23.038	26.338	21.183	120.4	57:17.679
33	1:10.789	23.359	26.238	21.192	120.0	58:28.468
34	1:10.226	23.147	25.979	21.100	121.0	59:38.694
35	1:09.965	23.124	25.785	21.056	121.4	1:00:48.659
36	2:01.526	23.369	42.902	55.255	69.9	1:02:50.185

27 Alexander SIMS — GBR

BMW i ANDRETTI MOTORSPORT — BMW iFE.18

Lap	Time	Sector 1	Sector 2	Sector 3	Kph	Elapsed
0	23.538				100.8	23.538
1	1:49.298	25.522	46.648	37.128	77.7	2:12.836
2	1:13.190	24.303	27.206	21.681	116.1	3:26.026
3	1:12.667	24.179	27.101	21.387	116.9	4:38.693
4	1:12.292	24.043	26.806	21.443	117.5	5:50.985
5	1:11.868	23.954	26.538	21.376	118.2	7:02.853
6	1:12.197	23.980	26.695	21.522	117.7	8:15.050
7	1:12.036	23.832	26.871	21.333	117.9	9:27.086
8	1:11.783	23.818	26.581	21.384	118.4	10:38.869
9	1:11.762	23.782	26.574	21.406	118.4	11:50.631
10	1:11.609	23.728	26.685	21.196	118.6	13:02.240
11	1:11.901	23.715	26.668	21.518	118.2	14:14.141
12	1:12.468	23.668	27.197	21.603	117.2	15:26.609
13	1:11.874	23.679	26.678	21.517	118.2	16:38.483
14	1:11.611	23.572	26.674	21.365	118.6	17:50.094
15	1:11.932	23.786	26.832	21.314	118.1	19:02.026
16	1:11.619	23.645	26.629	21.345	118.6	20:13.645
17	1:11.717	23.679	26.570	21.468	118.5	21:25.362
18	1:11.754	23.683	26.685	21.386	118.4	22:37.116
19	1:11.805	23.889	26.575	21.341	118.3	23:48.921
20	1:13.450	24.577	27.286	21.587	115.7	25:02.371

28 Antonio Felix DA COSTA — PRT

BMW i ANDRETTI MOTORSPORT — BMW iFE.18

Lap	Time	Sector 1	Sector 2	Sector 3	Kph	Elapsed
0	22.557				105.2	22.557
1	1:48.775	25.290	43.290	40.195	78.1	2:11.332

Title Partner Global Partner Technical Partner Official Partners

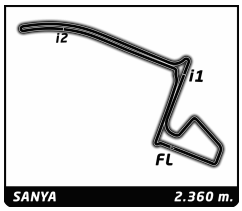

ABB FIA Formula E Championship

Round 6 - Sanya ePrix

Race

Analysis

Official Timekeeper TAGHeuer

250KW 225KW Personal Best Session Best **B** Crossing the finish line in pit lane

Lap	Time	Sector 1	Sector 2	Sector 3	Kph	Elapsed
2	1:13.589	24.488	27.149	21.952	115.5	3:24.921
3	1:12.949	24.312	26.612	22.025	116.5	4:37.870
4	1:12.213	23.968	26.582	21.663	117.7	5:50.083
5	1:11.934	23.834	26.496	21.604	118.1	7:02.017
6	1:12.152	23.744	26.695	21.713	117.8	8:14.169
7	1:11.947	23.805	26.610	21.532	118.1	9:26.116
8	1:11.704	23.790	26.445	21.469	118.5	10:37.820
9	1:11.626	23.722	26.437	21.467	118.6	11:49.446
10	1:11.747	23.673	26.545	21.529	118.4	13:01.193
11	1:11.989	23.658	26.700	21.631	118.0	14:13.182
12	1:12.551	23.611	27.141	21.799	117.1	15:25.733
13	1:11.768	23.565	26.634	21.569	118.4	16:37.501
14	1:11.552	23.553	26.495	21.504	118.7	17:49.053
15	1:11.902	23.899	26.470	21.533	118.2	19:00.955
16	1:11.620	23.739	26.523	21.358	118.6	20:12.575
17	1:11.830	23.757	26.421	21.652	118.3	21:24.405
18	1:11.736	23.670	26.408	21.658	118.4	22:36.141
19	1:11.709	23.663	26.461	21.585	118.5	23:47.850
20	1:13.503	24.369	27.453	21.681	115.6	25:01.353
21	1:13.782	24.490	27.601	21.691	115.2	26:15.135
22	1:11.967	23.781	26.600	21.586	118.1	27:27.102
23	1:14.037	23.873	26.575	23.589	114.8	28:41.139
24	2:53.227	47.328	1:06.113	59.786	49.0	31:34.366
25	3:21.451 **B**	52.131	1:08.259	1:21.061	42.2	34:55.817
26	15:17.524	...	37.873	34.475	9.3	50:13.341
27	1:11.191	23.741	26.306	21.144	119.3	51:24.532
28	1:10.333	23.322	26.193	20.818	120.8	52:34.865
29	1:11.148	23.583	26.432	21.133	119.4	53:46.013
30	1:11.124	23.398	26.547	21.179	119.5	54:57.137
31	1:11.388	23.322	26.875	21.191	119.0	56:08.525
32	1:10.572	23.345	26.218	21.009	120.4	57:19.097
33	1:10.686	23.288	26.291	21.107	120.2	58:29.783
34	1:10.561	23.307	26.218	21.036	120.4	59:40.344
35	1:10.375	23.202	26.059	21.114	120.7	1:00:50.719
36	2:02.734	23.649	44.229	54.856	69.2	1:02:53.453

36 André LOTTERER — DEU

DS TECHEETAH — DS E-TENSE FE19

0	23.857				99.4	23.857
1	1:50.919	25.586	51.947	33.386	76.6	2:14.776
2	1:13.407	24.731	26.807	21.869	115.7	3:28.183
3	1:12.202	24.158	26.527	21.517	117.7	4:40.385
4	1:12.678	24.470	26.558	21.650	116.9	5:53.063
5	1:12.083	24.138	26.329	21.616	117.9	7:05.146
6	1:11.604	23.834	26.266	21.504	118.7	8:16.750
7	1:11.789	23.856	26.415	21.518	118.3	9:28.539
8	1:11.472	23.786	26.373	21.313	118.9	10:40.011
9	1:11.524	23.767	26.431	21.326	118.8	11:51.535
10	1:11.338	23.679	26.339	21.320	119.1	13:02.873
11	1:12.826	24.818	26.399	21.609	116.7	14:15.699
12	1:11.911	23.834	26.544	21.533	118.1	15:27.610
13	1:11.453	23.779	26.261	21.413	118.9	16:39.063
14	1:11.597	23.839	26.345	21.413	118.7	17:50.660
15	1:11.963	23.715	26.854	21.394	118.1	19:02.623
16	1:11.518	23.516	26.701	21.301	118.8	20:14.141
17	1:11.751	23.764	26.511	21.476	118.4	21:25.892
18	1:11.714	23.603	26.751	21.360	118.5	22:37.606
19	1:11.811	23.728	26.732	21.351	118.3	23:49.417
20	1:13.534	24.448	27.542	21.544	115.5	25:02.951
21	1:13.193	23.900	27.628	21.665	116.1	26:16.144
22	1:13.289	24.010	27.867	21.412	115.9	27:29.433
23	1:14.879	23.617	26.309	24.953	113.5	28:44.312
24	2:52.282	46.496	1:05.454	1:00.332	49.3	31:36.594
25	3:24.791 **B**	52.181	1:09.292	1:23.318	41.5	35:01.385
26	15:13.192	...	37.659	33.032	9.3	50:14.577
27	1:10.810	23.468	26.324	21.018	120.0	51:25.387
28	1:10.464	23.359	26.297	20.808	120.6	52:35.851
29	1:10.858	23.419	26.381	21.058	119.9	53:46.709
30	1:10.822	23.297	26.371	21.154	120.0	54:57.531
31	1:11.490	23.350	27.049	21.091	118.8	56:09.021
32	1:10.532	23.411	26.160	20.961	120.5	57:19.553
33	1:10.648	23.311	26.289	21.048	120.3	58:30.201
34	1:10.622	23.329	26.240	21.053	120.3	59:40.823
35	1:10.638	23.295	26.364	20.979	120.3	1:00:51.461
36	2:03.355	23.262	45.200	54.893	68.9	1:02:54.816

48 Edoardo MORTARA — CHE

Venturi Formula E Team — Venturi VFE05

0	24.918				95.2	24.918
1	1:52.315	25.500	53.691	33.124	75.6	2:17.233
2	1:13.969	24.551	27.244	22.174	114.9	3:31.202
3	1:13.153	24.449	26.910	21.794	116.1	4:44.355
4	1:13.241	24.984	26.547	21.710	116.0	5:57.596
5	1:12.245	24.124	26.431	21.690	117.6	7:09.841
6	1:12.194	23.946	26.492	21.756	117.7	8:22.035
7	1:12.154	23.908	26.547	21.699	117.7	9:34.189
8	1:11.767	23.687	26.378	21.702	118.4	10:45.956
9	1:12.100	23.882	26.470	21.748	117.8	11:58.056
10	1:12.238	23.872	26.656	21.710	117.6	13:10.294
11	1:11.744	23.790	26.496	21.458	118.4	14:22.038
12	1:11.500	23.680	26.412	21.408	118.8	15:33.538
13	1:11.774	23.674	26.337	21.763	118.4	16:45.312
14	1:11.807	23.710	26.317	21.780	118.3	17:57.119
15	1:12.196	23.892	26.564	21.740	117.7	19:09.315
16	1:12.205	23.826	26.523	21.856	117.7	20:21.520
17	1:11.979	23.841	26.430	21.708	118.0	21:33.499
18	1:11.997	23.868	26.444	21.685	118.0	22:45.496
19	1:12.106	23.853	26.347	21.906	117.8	23:57.602
20	1:12.282	23.966	26.523	21.793	117.5	25:09.884
21	1:12.111	23.831	26.521	21.759	117.8	26:21.995
22	1:12.060	23.881	26.416	21.763	117.9	27:34.055
23	1:17.209	24.031	26.399	26.779	110.0	28:51.264
24	2:50.813	43.763	1:06.263	1:00.787	49.7	31:42.077
25	3:26.801 **B**	50.747	1:11.592	1:24.462	41.1	35:08.878
26	15:07.195	...	35.106	31.318	9.4	50:16.073
27	1:11.861	23.849	26.399	21.613	118.2	51:27.934
28	1:10.768	23.327	26.189	21.252	120.1	52:38.702
29	1:10.902	23.487	26.117	21.298	119.8	53:49.604
30	1:10.975	23.542	26.136	21.297	119.7	55:00.579
31	1:12.144	23.221	27.480	21.443	117.8	56:12.723
32	1:10.592	23.292	26.090	21.210	120.4	57:23.315
33	1:10.265	23.233	25.925	21.107	120.9	58:33.580
34	1:10.726	23.118	26.526	21.082	120.1	59:44.306
35	1:12.069	23.146	27.439	21.484	117.9	1:00:56.375
36	2:16.018	25.366	55.840	54.812	62.5	1:03:12.393

Title Partner Global Partner Technical Partner Official Partners

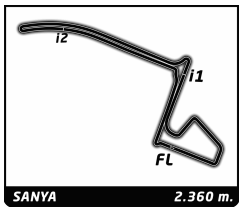

ABB FIA Formula E Championship

Round 6 - Sanya ePrix

Race

Analysis

Official Timekeeper TAGHeuer

250KW 225KW Personal Best Session Best **B** Crossing the finish line in pit lane

64 Jérôme D'AMBROSIO — BEL

MAHINDRA RACING — Mahindra M5Electro

Lap	Time	Sector 1	Sector 2	Sector 3	Kph	Elapsed
0	24.560				96.6	24.560
1	1:51.317	25.406	52.825	33.086	76.3	2:15.877
2	1:14.854	24.838	27.387	22.629	113.5	3:30.731
3	1:12.994	24.474	26.670	21.850	116.4	4:43.725
4	1:12.699	24.190	26.771	21.738	116.9	5:56.424
5	1:12.222	23.993	26.563	21.666	117.6	7:08.646
6	1:12.679	23.940	27.113	21.626	116.9	8:21.325
7	1:11.774	23.853	26.381	21.540	118.4	9:33.099
8	1:11.610	23.738	26.383	21.489	118.6	10:44.709
9	1:11.861	23.804	26.372	21.685	118.2	11:56.570
10	1:12.224	23.957	26.465	21.802	117.6	13:08.794
11	1:13.667	25.797	26.310	21.560	115.3	14:22.461
12	1:11.740	23.890	26.300	21.550	118.4	15:34.201
13	1:11.629	23.805	26.314	21.510	118.6	16:45.830
14	1:12.129	23.748	26.349	22.032	117.8	17:57.959
15	1:11.916	23.797	26.476	21.643	118.1	19:09.875
16	1:12.125	23.917	26.477	21.731	117.8	20:22.000
17	1:12.116	23.875	26.506	21.735	117.8	21:34.116
18	1:11.997	23.807	26.497	21.693	118.0	22:46.113
19	1:11.883	23.807	26.475	21.601	118.2	23:57.996
20	1:12.310	24.056	26.506	21.748	117.5	25:10.306
21	1:12.142	23.886	26.507	21.749	117.8	26:22.448
22	1:12.205	23.816	26.591	21.798	117.7	27:34.653
23	1:17.788	23.773	26.578	27.437	109.2	28:52.441
24	2:50.470	43.885	1:06.094	1:00.491	49.8	31:42.911
25	3:28.605 **B**	50.753	1:12.263	1:25.589	40.7	35:11.516
26	15:05.000	...	35.315	30.443	9.4	50:16.516
27	1:11.732	23.811	26.391	21.530	118.4	51:28.248
28	1:10.871	23.574	26.222	21.075	119.9	52:39.119
29	1:11.975	23.592	27.000	21.383	118.0	53:51.094
30	1:10.814	23.531	26.073	21.210	120.0	55:01.908
31	1:11.207	23.240	26.254	21.713	119.3	56:13.115
32	1:10.846	23.454	26.164	21.228	119.9	57:23.961
33	1:10.300	23.326	25.969	21.005	120.9	58:34.261
34	1:10.566	23.205	26.381	20.980	120.4	59:44.827
35	1:11.108	23.370	26.414	21.324	119.5	1:00:55.935
36	2:11.590	23.775	53.020	54.795	64.6	1:03:07.525

66 Daniel ABT — DEU

Audi Sport Abt Schaeffler Formula E Te — Audi e-tron FE05

Lap	Time	Sector 1	Sector 2	Sector 3	Kph	Elapsed
0	22.964				103.3	22.964
1	1:49.458	25.737	45.919	37.802	77.6	2:12.422
2	1:13.324	24.375	27.154	21.795	115.9	3:25.746
3	1:12.614	24.154	26.690	21.770	117.0	4:38.360
4	1:12.219	24.001	26.640	21.578	117.6	5:50.579
5	1:11.917	23.907	26.491	21.519	118.1	7:02.496
6	1:12.183	23.834	26.684	21.665	117.7	8:14.679
7	1:12.067	23.838	26.670	21.559	117.9	9:26.746
8	1:11.672	23.814	26.386	21.472	118.5	10:38.418
9	1:11.832	23.746	26.519	21.567	118.3	11:50.250
10	1:11.611	23.678	26.553	21.380	118.6	13:01.861
11	1:11.860	23.699	26.485	21.676	118.2	14:13.721
12	1:12.416	23.679	27.159	21.578	117.3	15:26.137
13	1:11.928	23.772	26.536	21.620	118.1	16:38.065
14	1:11.767	23.626	26.581	21.560	118.4	17:49.832
15	1:11.835	23.722	26.594	21.519	118.3	19:01.667
16	1:11.559	23.601	26.476	21.482	118.7	20:13.226
17	1:11.744	23.704	26.390	21.650	118.4	21:24.970
18	1:11.741	23.706	26.489	21.546	118.4	22:36.711
19	1:11.762	23.690	26.486	21.586	118.4	23:48.473
20	1:13.610	24.443	27.368	21.799	115.4	25:02.083
21	1:13.662	23.892	28.026	21.744	115.3	26:15.745
22	1:12.158	23.861	26.735	21.562	117.7	27:27.903
23	1:14.217	23.795	26.455	23.967	114.5	28:42.120
24	2:53.257	47.472	1:05.733	1:00.052	49.0	31:35.377
25	3:23.106 **B**	51.894	1:08.797	1:22.415	41.8	34:58.483
26	15:15.302	...	37.633	34.287	9.3	50:13.785
27	1:11.149	23.819	26.256	21.074	119.4	51:24.934
28	1:10.474	23.455	26.145	20.874	120.6	52:35.408
29	1:11.968	23.472	27.320	21.176	118.1	53:47.376
30	1:10.641	23.384	26.221	21.036	120.3	54:58.017
31	1:11.697	23.321	27.024	21.352	118.5	56:09.714
32	1:10.629	23.361	26.091	21.177	120.3	57:20.343
33	1:10.362	23.304	26.064	20.994	120.7	58:30.705
34	1:10.571	23.285	26.204	21.082	120.4	59:41.276
35	1:10.637	23.446	26.281	20.910	120.3	1:00:51.913
36	2:04.244	23.395	45.404	55.445	68.4	1:02:56.157

94 Pascal WEHRLEIN — DEU

MAHINDRA RACING — Mahindra M5Electro

Lap	Time	Sector 1	Sector 2	Sector 3	Kph	Elapsed
0	25.410				93.4	25.410
1	1:52.653	25.959	55.224	31.470	75.4	2:18.063
2	1:14.364	24.838	27.175	22.351	114.2	3:32.427
3	1:13.232	24.265	26.908	22.059	116.0	4:45.659
4	1:12.650	24.172	26.686	21.792	116.9	5:58.309
5	1:12.147	23.912	26.487	21.748	117.8	7:10.456
6	1:12.448	24.011	26.547	21.890	117.3	8:22.904
7	1:12.022	23.876	26.432	21.714	118.0	9:34.926
8	1:12.160	23.744	26.455	21.961	117.7	10:47.086
9	1:12.266	23.926	26.682	21.658	117.6	11:59.352
10	1:11.875	23.659	26.420	21.796	118.2	13:11.227
11	1:12.235	23.791	26.636	21.808	117.6	14:23.462
12	1:12.025	23.773	26.221	22.031	118.0	15:35.487
13	1:14.593	25.922	27.122	21.549	113.9	16:50.080
14	1:12.217	23.928	26.346	21.943	117.6	18:02.297
15	1:11.959	23.730	26.564	21.665	118.1	19:14.256
16	1:13.083	23.636	26.564	22.883	116.3	20:27.339
17	1:12.033	23.724	26.487	21.822	117.9	21:39.372
18	1:12.012	23.721	26.455	21.836	118.0	22:51.384
19	1:11.986	23.683	26.408	21.895	118.0	24:03.370
20	1:11.789	23.615	26.344	21.830	118.3	25:15.159
21	1:12.131	23.815	26.469	21.847	117.8	26:27.290
22	1:12.166	23.827	26.452	21.887	117.7	27:39.456
23	1:19.186	23.703	26.674	28.809	107.3	28:58.642
24	2:47.576	39.726	1:07.346	1:00.504	50.7	31:46.218
25	3:30.233 **B**	49.386	1:13.009	1:27.838	40.4	35:16.451
26	15:01.089	...	35.517	27.922	9.4	50:17.540
27	1:11.878	23.812	26.504	21.562	118.2	51:29.418
28	1:10.794	23.432	26.227	21.135	120.0	52:40.212
29	1:11.401	23.300	26.724	21.377	119.0	53:51.613
30	1:10.974	23.451	26.199	21.324	119.7	55:02.587
31	1:10.945	23.126	26.253	21.566	119.8	56:13.532

Title Partner Global Partner Technical Partner Official Partners

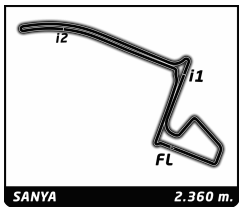

ABB FIA Formula E Championship

Round 6 - Sanya ePrix

Race

Analysis

Official Timekeeper TAGHeuer

250KW 225KW Personal Best Session Best **B** Crossing the finish line in pit lane

Lap	Time	Sector 1	Sector 2	Sector 3	Kph	Elapsed	Lap	Time	Sector 1	Sector 2	Sector 3	Kph	Elapsed
32	1:10.879	23.450	26.238	21.191	119.9	57:24.411							
33	1:10.526	23.228	26.237	21.061	120.5	58:34.937							
34	1:10.521	23.109	26.299	21.113	120.5	59:45.458							
35	1:11.375	23.411	26.692	21.272	119.0	1:00:56.833							
36	2:11.719	23.511	53.479	54.729	64.5	1:03:08.552							

Title Partner Global Partner Technical Partner Official Partners

FIA FORMULA E CHAMPIONSHIP 2018-19

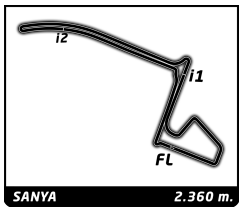

Round 6 - Sanya ePrix

ABB FIA Formula E Championship

Race

Weather Report

Official Timekeeper TAGHeuer

Air Temperature

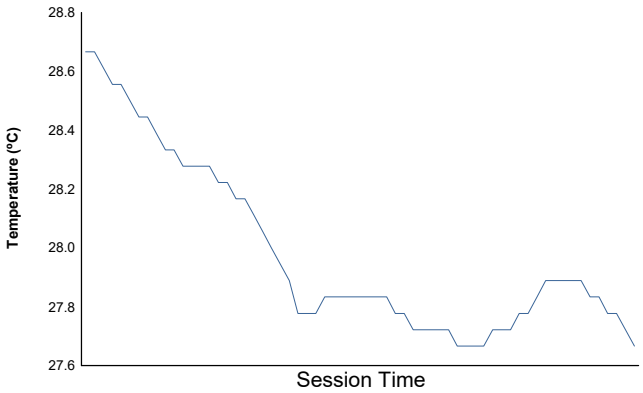

Track Temperature

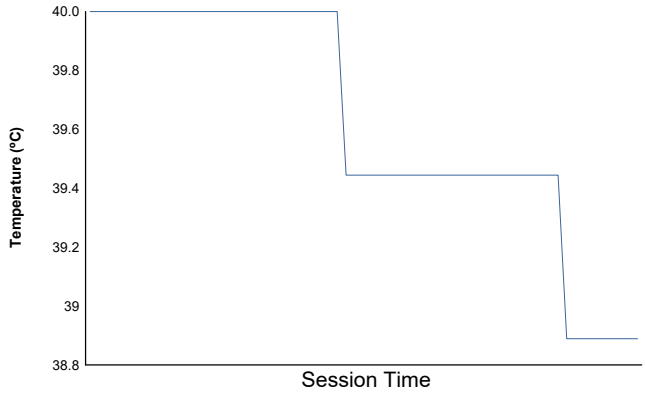

Humidity

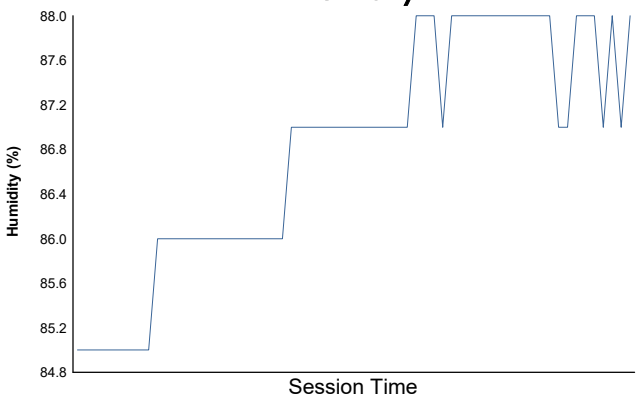

Pressure

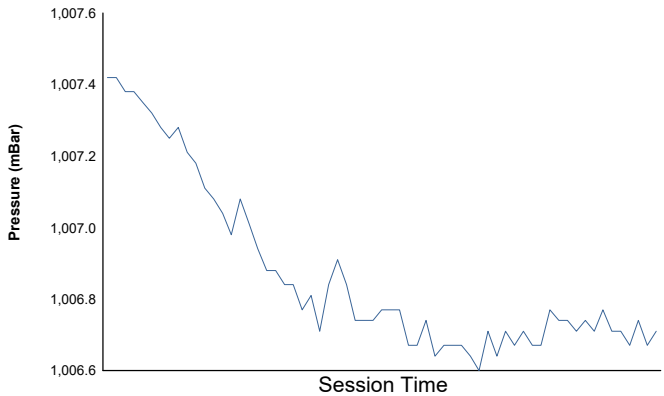

Wind Speed

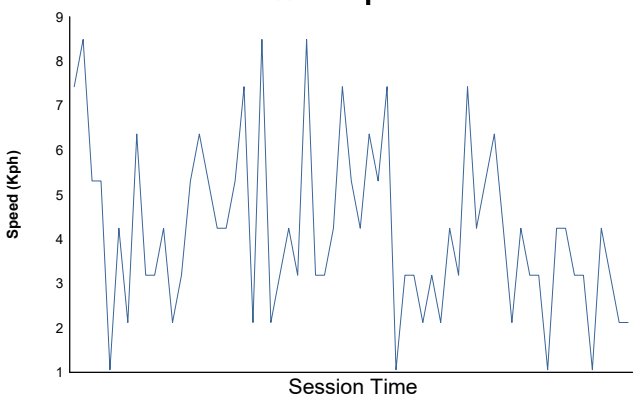

Wind direction

North = 0º/360º Est = 90º South = 180º West= 270º

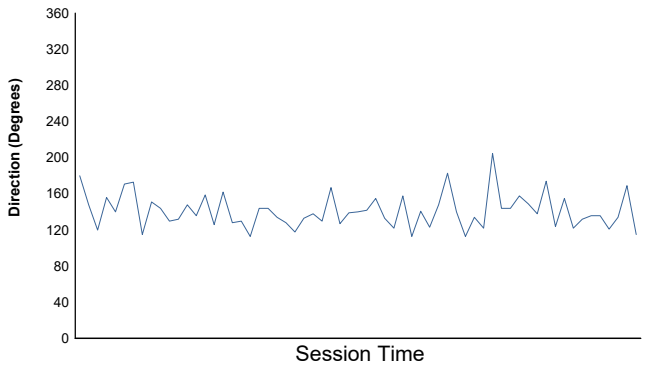

Track Status: **DRY**

Title Partner Global Partner Technical Partner Official Partners