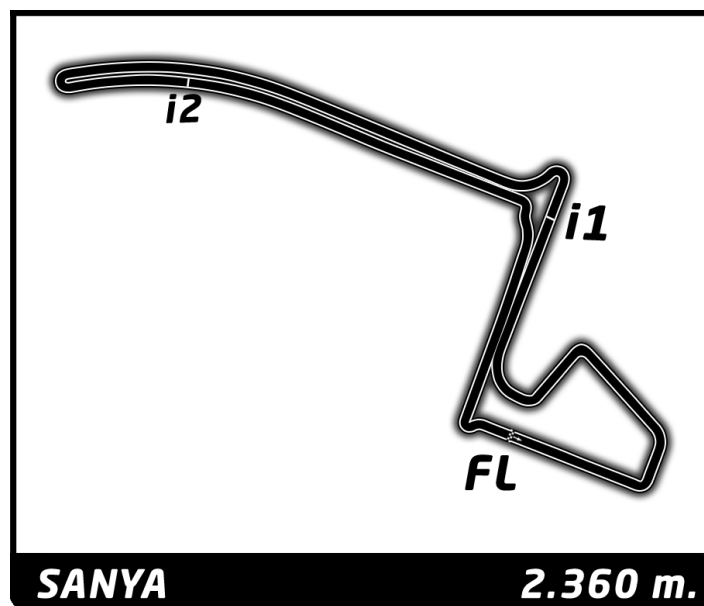
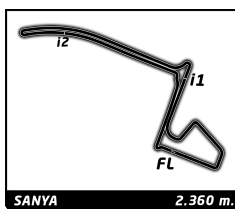


Round 4 - Sanya ePrix

Jaguar I-PACE eTROPHY Series
Results Booklet





Jaguar I-PACE eTROPHY Series

Round 4 - Sanya ePrix

Shakedown

Classification

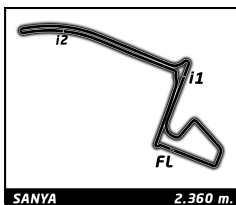
No	Driver	Nat	Team	Car	Cl.	Time	Lap	Total	Gap	Kph
1	0	Cacá BUENO	BRA Jaguar Brazil Racing	Jaguar I-PACE eTROPHY	PRO	1:29.295	8	8	-	95.1
2	18	Stefan RZADZINSKI	CAN TWR Techeetah	Jaguar I-PACE eTROPHY	PRO	1:29.406	9	9	+0.111	95.0
3	99	Simon EVANS	NZL Team Asia New Zealand	Jaguar I-PACE eTROPHY	PRO	1:29.431	11	11	+0.136	95.0
4	6	Bryan SELLERS	USA Rahal Letterman Lanigan Racing	Jaguar I-PACE eTROPHY	PRO	1:29.458	11	11	+0.163	95.0
5	3	Katherine LEGGE	GBR Rahal Letterman Lanigan Racing	Jaguar I-PACE eTROPHY	PRO	1:29.669	9	11	+0.374	94.7
6	12	Bandar ALESAYI	SAU Saudi Racing	Jaguar I-PACE eTROPHY	PRO-AM	1:29.728	12	12	+0.433	94.7
7	10	Sérgio JIMENEZ	BRA Jaguar Brazil Racing	Jaguar I-PACE eTROPHY	PRO	1:29.752	8	8	+0.457	94.7
8	9	Yaqi ZHANG	CHN Jaguar China Racing	Jaguar I-PACE eTROPHY	PRO-AM	1:29.835	12	13	+0.540	94.6
9	7	Célia MARTIN	FRA Viessmann Jaguar eTROPHY Team Germany	Jaguar I-PACE eTROPHY	PRO-AM	1:30.418	10	12	+1.123	94.0
10	8	Tao WANG	CHN Jaguar China Racing	Jaguar I-PACE eTROPHY	PRO-AM	1:30.648	9	12	+1.353	93.7
11	1	David CHENG	CHN Jaguar VIP Car	Jaguar I-PACE eTROPHY	GUEST	1:31.722	10	12	+2.427	92.6
12	24	Ahmed BIN-KHANEN	SAU Saudi Racing	Jaguar I-PACE eTROPHY	PRO-AM	1:32.436	6	9	+3.141	91.9

Fastest Lap: Lap 8 | Cacá BUENO | **1:29.295** | 95.1 Kph

Published at:

Track Status: **DRY**

<p>Race Director: Oliver GRODOWSKI</p>	<p>Timekeeper: Lleó BATLLES</p>
---	--



Jaguar I-PACE eTROPHY Series

Round 4 - Sanya ePrix

Shakedown

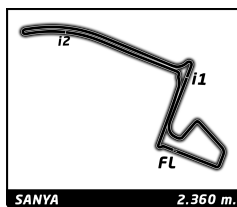
Classification by Class

No	Driver	Nat	Team	Car	Time	Lap Total	Gap	Kph
GUEST								
1	1 David CHENG	CHN	Jaguar VIP Car	Jaguar I-PACE eTROPHY	1:31.722	10 12		92.6
PRO								
1	0 Cacá BUENO	BRA	Jaguar Brazil Racing	Jaguar I-PACE eTROPHY	1:29.295	8 8		95.1
2	18 Stefan RZADZINSKI	CAN	TWR Techeetah	Jaguar I-PACE eTROPHY	1:29.406	9 9	+0.111 +0.111	95.0
3	99 Simon EVANS	NZL	Team Asia New Zealand	Jaguar I-PACE eTROPHY	1:29.431	11 11	+0.136 +0.025	95.0
4	6 Bryan SELLERS	USA	Rahal Letterman Lanigan Racing	Jaguar I-PACE eTROPHY	1:29.458	11 11	+0.163 +0.027	95.0
5	3 Katherine LEGGE	GBR	Rahal Letterman Lanigan Racing	Jaguar I-PACE eTROPHY	1:29.669	9 11	+0.374 +0.211	94.7
6	10 Sérgio JIMENEZ	BRA	Jaguar Brazil Racing	Jaguar I-PACE eTROPHY	1:29.752	8 8	+0.457 +0.083	94.7
PRO-AM								
1	12 Bandar ALESAYI	SAU	Saudi Racing	Jaguar I-PACE eTROPHY	1:29.728	12 12		94.7
2	9 Yaqi ZHANG	CHN	Jaguar China Racing	Jaguar I-PACE eTROPHY	1:29.835	12 13	+0.107 +0.107	94.6
3	7 Célia MARTIN	FRA	Viessmann Jaguar eTROPHY Team Germany	Jaguar I-PACE eTROPHY	1:30.418	10 12	+0.690 +0.583	94.0
4	8 Tao WANG	CHN	Jaguar China Racing	Jaguar I-PACE eTROPHY	1:30.648	9 12	+0.920 +0.230	93.7
5	24 Ahmed BIN-KHANEN	SAU	Saudi Racing	Jaguar I-PACE eTROPHY	1:32.436	6 9	+2.708 +1.788	91.9

Published at:

Track Status: **DRY**

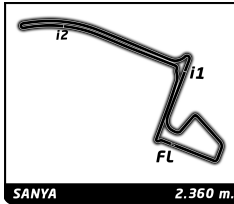
<p>Race Director: Oliver GRODOWSKI</p>	<p>Timekeeper: Lleó BATLLES</p>
---	--



Jaguar I-PACE eTROPHY Series
Round 4 - Sanya ePrix
Shakedown

Best Sector Times

Sector 1			Sector 2			Sector 3			Ideal Lap	Best Lap	
Pos	No Driver	Time	No Driver	Time	No Driver	Time	Pos	No Driver			
1	0 C.BUENO	29.619	6 B.SELLERS	32.719	18 S.RZADZINSKI	26.687	1	0 C.BUENO	1:29.244	1:29.295	(1)
2	10 S.JIMENEZ	29.746	18 S.RZADZINSKI	32.743	3 K.LEGGE	26.731	2	18 S.RZADZINSKI	1:29.340	1:29.406	(2)
3	99 S.EVANS	29.857	99 S.EVANS	32.755	0 C.BUENO	26.741	3	99 S.EVANS	1:29.431	1:29.431	(3)
4	18 S.RZADZINSKI	29.910	3 K.LEGGE	32.767	12 B.ALESAYI	26.813	4	6 B.SELLERS	1:29.458	1:29.458	(4)
5	6 B.SELLERS	29.925	10 S.JIMENEZ	32.808	6 B.SELLERS	26.814	5	3 K.LEGGE	1:29.467	1:29.669	(5)
6	12 B.ALESAYI	29.963	9 Y.ZHANG	32.839	99 S.EVANS	26.819	6	10 S.JIMENEZ	1:29.575	1:29.752	(7)
7	3 K.LEGGE	29.969	0 C.BUENO	32.884	9 Y.ZHANG	26.925	7	12 B.ALESAYI	1:29.715	1:29.728	(6)
8	9 Y.ZHANG	30.071	12 B.ALESAYI	32.939	7 C.MARTIN	26.986	8	9 Y.ZHANG	1:29.835	1:29.835	(8)
9	8 T.WANG	30.238	7 C.MARTIN	32.961	10 S.JIMENEZ	27.021	9	7 C.MARTIN	1:30.319	1:30.418	(9)
10	7 C.MARTIN	30.372	8 T.WANG	33.110	8 T.WANG	27.139	10	8 T.WANG	1:30.487	1:30.648	(10)
11	24 A.BIN-KHANEN	30.567	1 D.CHENG	33.236	1 D.CHENG	27.438	11	1 D.CHENG	1:31.622	1:31.722	(11)
12	1 D.CHENG	30.948	24 A.BIN-KHANEN	33.957	24 A.BIN-KHANEN	27.813	12	24 A.BIN-KHANEN	1:32.337	1:32.436	(12)



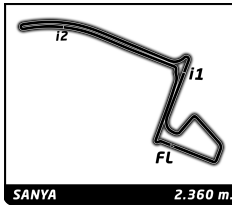
Jaguar I-PACE eTROPHY Series

Round 4 - Sanya ePrix

Shakedown

Fastest Lap Sequence

Elapsed	No	Driver	Team	Car	Class	Time	Kph	Lap
2:56.035	6	Bryan SELLERS	Rahal Letterman Lanigan Racing	Jaguar I-PACE eTROPHY	PRO	1:42.933	23.0	1
2:57.273	3	Katherine LEGGE	Rahal Letterman Lanigan Racing	Jaguar I-PACE eTROPHY	PRO	1:42.831	23.1	1
3:06.626	12	Bandar ALESAYI	Saudi Racing	Jaguar I-PACE eTROPHY	PRO-AM	1:42.396	23.2	1
3:07.392	9	Yaqi ZHANG	Jaguar China Racing	Jaguar I-PACE eTROPHY	PRO-AM	1:42.363	23.2	1
3:08.472	7	Célia MARTIN	Viessmann Jaguar eTROPHY Team Germany	Jaguar I-PACE eTROPHY	PRO-AM	1:41.727	23.3	1
3:09.577	8	Tao WANG	Jaguar China Racing	Jaguar I-PACE eTROPHY	PRO-AM	1:41.264	23.4	1
4:37.166	99	Simon EVANS	Team Asia New Zealand	Jaguar I-PACE eTROPHY	PRO	1:36.642	87.9	2
4:43.126	12	Bandar ALESAYI	Saudi Racing	Jaguar I-PACE eTROPHY	PRO-AM	1:36.500	88.0	2
4:43.659	9	Yaqi ZHANG	Jaguar China Racing	Jaguar I-PACE eTROPHY	PRO-AM	1:36.267	88.3	2
4:45.813	8	Tao WANG	Jaguar China Racing	Jaguar I-PACE eTROPHY	PRO-AM	1:36.236	88.3	2
6:10.772	99	Simon EVANS	Team Asia New Zealand	Jaguar I-PACE eTROPHY	PRO	1:33.606	90.8	3
6:16.371	9	Yaqi ZHANG	Jaguar China Racing	Jaguar I-PACE eTROPHY	PRO-AM	1:32.712	91.6	3
7:43.049	99	Simon EVANS	Team Asia New Zealand	Jaguar I-PACE eTROPHY	PRO	1:32.277	92.1	4
7:48.269	9	Yaqi ZHANG	Jaguar China Racing	Jaguar I-PACE eTROPHY	PRO-AM	1:31.898	92.5	4
9:14.906	99	Simon EVANS	Team Asia New Zealand	Jaguar I-PACE eTROPHY	PRO	1:31.857	92.5	5
9:18.979	9	Yaqi ZHANG	Jaguar China Racing	Jaguar I-PACE eTROPHY	PRO-AM	1:30.710	93.7	5
10:49.324	9	Yaqi ZHANG	Jaguar China Racing	Jaguar I-PACE eTROPHY	PRO-AM	1:30.345	94.0	6
12:57.223	18	Stefan RZADZINSKI	TWR Techeetah	Jaguar I-PACE eTROPHY	PRO	1:30.248	94.1	4
13:18.217	6	Bryan SELLERS	Rahal Letterman Lanigan Racing	Jaguar I-PACE eTROPHY	PRO	1:29.932	94.5	7
15:57.081	18	Stefan RZADZINSKI	TWR Techeetah	Jaguar I-PACE eTROPHY	PRO	1:29.899	94.5	6
17:16.690	3	Katherine LEGGE	Rahal Letterman Lanigan Racing	Jaguar I-PACE eTROPHY	PRO	1:29.669	94.7	9
20:26.655	18	Stefan RZADZINSKI	TWR Techeetah	Jaguar I-PACE eTROPHY	PRO	1:29.406	95.0	9
21:11.499	0	Cacá BUENO	Jaguar Brazil Racing	Jaguar I-PACE eTROPHY	PRO	1:29.295	95.1	8



Jaguar I-PACE eTROPHY Series

Round 4 - Sanya ePrix

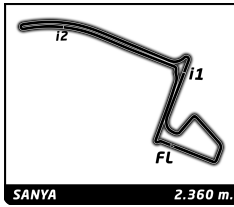
Shakedown

Sector Analysis

■ Personal Best ■ Session Best B Crossing the finish line in the pit lane

Lap	Time	Sector 1	Sector 2	Sector 3	Kph	Elapsed	Lap	Time	Sector 1	Sector 2	Sector 3	Kph	Elapsed
0 Cacá BUENO BRA													
Jaguar Brazil Racing Jaguar I-PACE eTROPHY													
1	1:43.369	36.940	35.538	30.891	23.0	3:03.228	1	1:41.727	35.163	36.569	29.995	23.3	3:08.472
2	1:37.466	32.946	35.162	29.358	87.2	4:40.694	2	1:36.356	32.662	35.065	28.629	88.2	4:44.828
3	1:42.158B	32.140	34.560	35.458	83.2	6:22.852	3	1:35.248	31.788	35.087	28.373	89.2	6:20.076
4	8:49.369	7:48.629	33.335	27.405	16.0	15:12.221	4	1:35.656	31.552	36.242	27.862	88.8	7:55.732
5	1:30.450	30.251	33.065	27.134	93.9	16:42.671	5	1:35.677	30.966	34.443	30.268	88.8	9:31.409
6	1:29.771	29.728	33.139	26.904	94.6	18:12.442	6	1:31.517	30.863	33.422	27.232	92.8	11:02.926
7	1:29.762	29.619	33.083	27.060	94.7	19:42.204	7	1:31.452	31.099	33.238	27.115	92.9	12:34.378
8	1:29.295	29.670	32.884	26.741	95.1	21:11.499	8	1:34.019	31.619	34.894	27.506	90.4	14:08.397
1 David CHENG CHN													
Jaguar VIP Car Jaguar I-PACE eTROPHY													
1	1:42.610	35.185	37.102	30.323	23.1	3:13.256	9	1:31.619	30.885	33.489	27.245	92.7	15:40.016
2	1:51.635	35.178	44.648	31.809	76.1	5:04.891	10	1:30.418	30.372	32.961	27.085	94.0	17:10.434
3	1:38.743	33.361	35.408	29.974	86.0	6:43.634	11	1:31.004	30.751	33.267	26.986	93.4	18:41.438
4	1:35.052	32.086	34.228	28.738	89.4	8:18.686	12	1:39.296B	30.880	32.993	35.423	85.6	20:20.734
5	1:33.465	31.573	33.503	28.389	90.9	9:52.151							
6	1:37.041	31.814	37.058	28.169	87.6	11:29.192							
7	1:33.547	31.561	33.744	28.242	90.8	13:02.739							
8	1:33.512	31.352	34.020	28.140	90.9	14:36.251							
9	1:32.246	31.169	33.251	27.826	92.1	16:08.497							
10	1:31.722	31.048	33.236	27.438	92.6	17:40.219							
11	1:31.927	30.948	33.493	27.486	92.4	19:12.146							
12	1:31.879	31.041	33.285	27.553	92.5	20:44.025							
3 Katherine LEGGE GBR													
Rahal Letterman Lanigan Racing Jaguar I-PACE eTROPHY													
1	1:42.831	35.179	36.457	31.195	23.1	2:57.273							
2	1:45.199B	31.579	35.830	37.790	80.8	4:42.472							
3	3:20.156	2:09.372	37.090	33.694	42.4	8:02.628							
4	1:33.676	33.325	33.203	27.148	90.7	9:36.304							
5	1:38.058	32.850	37.377	27.831	86.6	11:14.362							
6	1:30.658	30.518	32.871	27.269	93.7	12:45.020							
7	1:30.211	30.425	33.048	26.738	94.2	14:15.231							
8	1:31.790	31.852	33.148	26.790	92.6	15:47.021							
9	1:29.669	30.171	32.767	26.731	94.7	17:16.690							
10	1:29.976	29.969	32.894	27.113	94.4	18:46.666							
11	1:32.757	30.775	33.011	28.971	91.6	20:19.423							
6 Bryan SELLERS USA													
Rahal Letterman Lanigan Racing Jaguar I-PACE eTROPHY													
1	1:42.933	35.081	37.076	30.776	23.0	2:56.035							
2	1:44.027B	31.846	35.858	36.323	81.7	4:40.062							
3	2:34.478	1:32.513	34.022	27.943	55.0	7:14.540							
4	1:31.968	30.702	33.816	27.450	92.4	8:46.508							
5	1:30.900	30.182	33.544	27.174	93.5	10:17.408							
6	1:30.877	30.938	32.879	27.060	93.5	11:48.285							
7	1:29.932	30.024	32.972	26.936	94.5	13:18.217							
8	1:39.869B	30.060	33.226	36.583	85.1	14:58.086							
9	2:49.836	1:48.900	33.939	26.997	50.0	17:47.922							
10	1:30.166	30.572	32.774	26.820	94.2	19:18.088							
11	1:29.458	29.925	32.719	26.814	95.0	20:47.546							
7 Célia MARTIN FRA													
Viessmann Jaguar eTROPHY Team Ge Jaguar I-PACE eTROPHY													
8 Tao WANG CHN													
Jaguar China Racing Jaguar I-PACE eTROPHY													
1	1:41.264	34.597	37.778	28.889	23.4	3:09.577							
2	1:36.236	32.539	35.595	28.102	88.3	4:45.813							
3	1:35.062	31.438	35.135	28.489	89.4	6:20.875							
4	1:33.281	31.121	34.546	27.614	91.1	7:54.156							
5	1:32.704	30.621	34.007	28.076	91.6	9:26.860							
6	1:31.561	30.245	33.396	27.920	92.8	10:58.421							
7	1:31.484	30.393	33.620	27.471	92.9	12:29.905							
8	1:30.961	30.238	33.383	27.340	93.4	14:00.866							
9	1:30.648	30.399	33.110	27.139	93.7	15:31.514							
10	1:30.736	30.374	33.134	27.228	93.6	17:02.250							
11	1:35.918	30.437	38.315	27.166	88.6	18:38.168							
12	1:39.495B	30.338	33.263	35.894	85.4	20:17.663							
9 Yaqi ZHANG CHN													
Jaguar China Racing Jaguar I-PACE eTROPHY													
1	1:42.363	35.707	36.624	30.032	23.2	3:07.392							
2	1:36.267	32.537	35.288	28.442	88.3	4:43.659							
3	1:32.712	31.498	33.506	27.708	91.6	6:16.371							
4	1:31.898	30.917	33.553	27.428	92.5	7:48.269							
5	1:30.710	30.188	33.245	27.277	93.7	9:18.979							
6	1:30.345	30.119	33.219	27.007	94.0	10:49.324							
7	1:30.718	30.264	33.284	27.170	93.7	12:20.042							
8	1:30.696	30.269	33.083	27.344	93.7	13:50.738							
9	1:30.415	30.214	33.146	27.055	94.0	15:21.153							
10	1:30.269	30.235	33.079	26.955	94.1	16:51.422							
11	1:30.197	30.146	32.993	27.058	94.2	18:21.619							
12	1:29.835	30.071	32.839	26.925	94.6	19:51.454							
13	1:30.562	30.175	33.229	27.158	93.8	21:22.016							
10 Sérgio JIMENEZ BRA													
Jaguar Brazil Racing Jaguar I-PACE eTROPHY													
1	1:43.021	34.989	36.723	31.309	23.0	2:58.807							
2	1:46.287B	31.967	35.800	38.520	79.9	4:45.094							
3	8:05.788	7:01.596	35.568	28.624	17.5	12:50.882							
4	1:41.967	34.001	38.638	29.328	83.3	14:32.849							
5	1:30.523	30.049	33.101	27.373	93.9	16:03.372							
6	1:30.012	29.746	32.895	27.371	94.4	17:33.384							
7	1:30.388	30.130	33.074	27.184	94.0	19:03.772							
8	1:29.752	29.923	32.808	27.021	94.7	20:33.524							
12 Bandar ALESAYI SAU													
Saudi Racing Jaguar I-PACE eTROPHY													





Jaguar I-PACE eTROPHY Series

Round 4 - Sanya ePrix

Shakedown

Sector Analysis

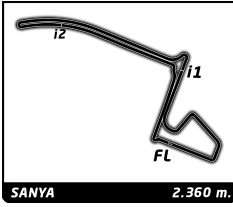
■ Personal Best ■ Session Best B Crossing the finish line in the pit lane

Lap	Time	Sector 1	Sector 2	Sector 3	Kph	Elapsed	Lap	Time	Sector 1	Sector 2	Sector 3	Kph	Elapsed
1	1:42.396	35.695	37.003	29.698	23.2	3:06.626							
2	1:36.500	32.425	35.430	28.645	88.0	4:43.126							
3	1:35.872	32.330	35.197	28.345	88.6	6:18.998							
4	1:34.169	31.712	34.332	28.125	90.2	7:53.167							
5	1:34.728	31.491	35.275	27.962	89.7	9:27.895							
6	1:36.237 B	30.731	33.418	32.088	88.3	11:04.132							
7	2:32.562	1:31.378	33.825	27.359	55.7	13:36.694							
8	1:31.007	30.087	33.648	27.272	93.4	15:07.701							
9	1:30.920	30.167	33.633	27.120	93.4	16:38.621							
10	1:30.409	30.353	33.057	26.999	94.0	18:09.030							
11	1:30.079	29.963	33.129	26.987	94.3	19:39.109							
12	1:29.728	29.976	32.939	26.813	94.7	21:08.837							

18	Stefan RZADZINSKI	CAN				
	TWR Techeetah	Jaguar I-PACE eTROPHY				
1	1:43.007	36.917	35.901	30.189	23.0	3:04.311
2	1:44.059 B	33.435	34.911	35.713	81.6	4:48.370
3	6:38.605	5:36.965	34.119	27.521	21.3	11:26.975
4	1:30.248	30.171	33.007	27.070	94.1	12:57.223
5	1:29.959	29.910	33.006	27.043	94.4	14:27.182
6	1:29.899	30.136	32.868	26.895	94.5	15:57.081
7	1:30.283	30.114	33.016	27.153	94.1	17:27.364
8	1:29.885	30.181	32.769	26.935	94.5	18:57.249
9	1:29.406	29.976	32.743	26.687	95.0	20:26.655

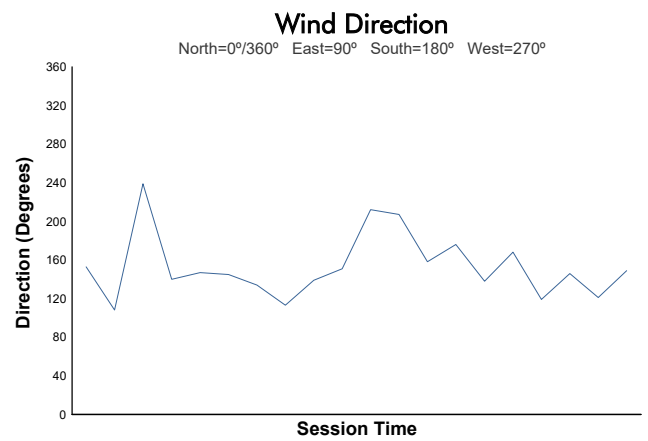
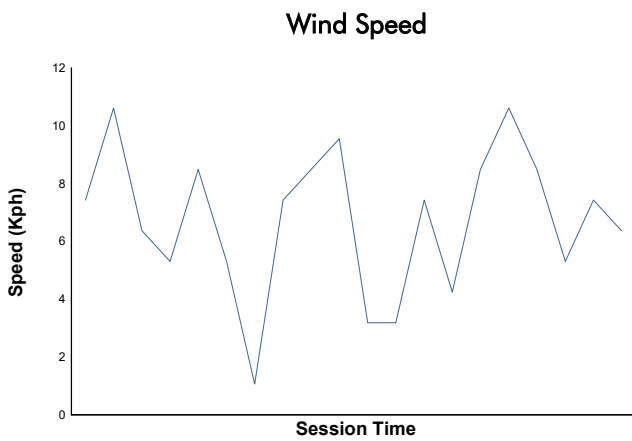
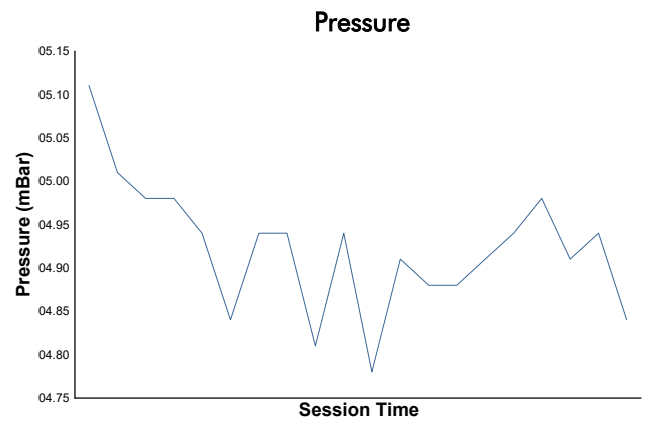
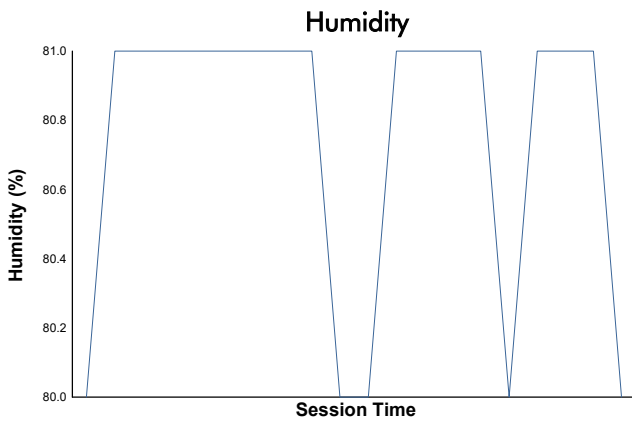
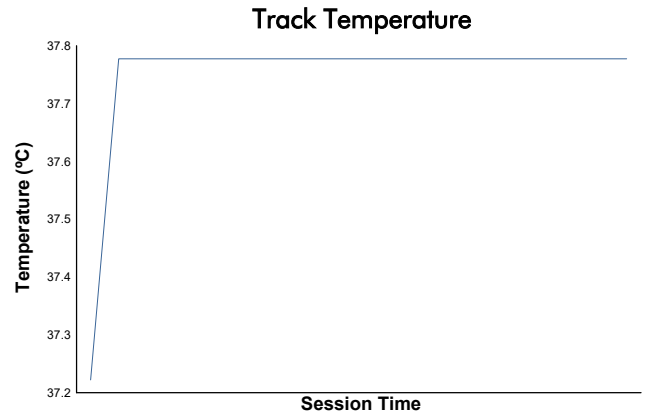
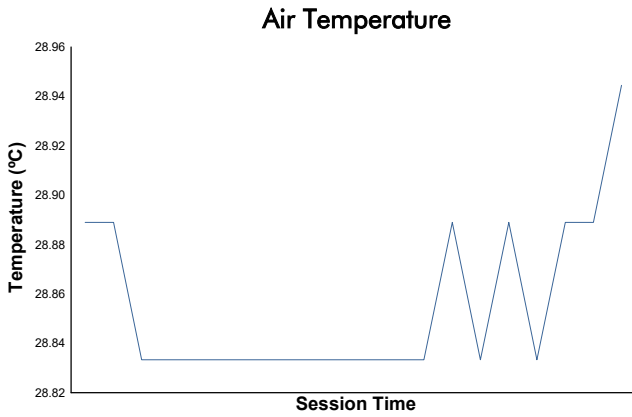
24	Ahmed BIN-KHANEN	SAU				
	Saudi Racing	Jaguar I-PACE eTROPHY				
1	3:21.662	2:15.671	36.461	29.530	11.8	4:51.832
2	1:34.864	31.295	35.059	28.510	89.6	6:26.696
3	1:34.428	31.310	34.685	28.433	90.0	8:01.124
4	1:33.275	30.927	34.152	28.196	91.1	9:34.399
5	1:35.660	32.849	34.083	28.728	88.8	11:10.059
6	1:32.436	30.567	33.957	27.912	91.9	12:42.495
7	2:14.587 B	36.359	51.303	46.925	63.1	14:57.082
8	4:47.597	3:44.034	35.604	27.959	29.5	19:44.679
9	1:32.749	30.689	34.247	27.813	91.6	21:17.428

99	Simon EVANS	NZL				
	Team Asia New Zealand	Jaguar I-PACE eTROPHY				
1	1:42.850	35.749	36.370	30.731	23.1	3:00.524
2	1:36.642	31.773	35.673	29.196	87.9	4:37.166
3	1:33.606	30.940	34.191	28.475	90.8	6:10.772
4	1:32.277	30.618	33.823	27.836	92.1	7:43.049
5	1:31.857	30.520	33.719	27.618	92.5	9:14.906
6	1:38.342 B	31.173	34.260	32.909	86.4	10:53.248
7	3:48.119	2:47.052	33.488	27.579	37.2	14:41.367
8	1:30.599	30.312	33.137	27.150	93.8	16:11.966
9	1:30.161	29.989	33.094	27.078	94.2	17:42.127
10	1:39.163	30.020	35.497	33.646	85.7	19:21.290
11	1:29.431	29.857	32.755	26.819	95.0	20:50.721



Round 4 - Sanya ePrix
Jaguar I-PACE eTROPHY Series
Shakedown

Weather Report



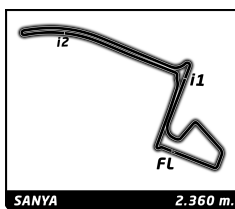
Track Status: **DRY**



OFFICIAL PARTNERS



OFFICIAL SUPPLIERS



Jaguar I-PACE eTROPHY Series

Round 4 - Sanya ePrix

Free Practice

Classification

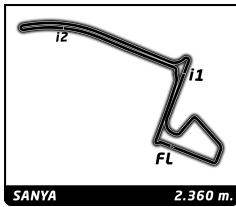
No	Driver	Nat	Team	Car	Cl.	Time	Lap	Total	Gap	Kph
1	18 Stefan RZADZINSKI	CAN	TWR Techeetah	Jaguar I-PACE eTROPHY	PRO	1:27.649	15	16	-	96.9
2	0 Cacá BUENO	BRA	Jaguar Brazil Racing	Jaguar I-PACE eTROPHY	PRO	1:27.865	10	10	+0.216	96.7
3	6 Bryan SELLERS	USA	Rahal Letterman Lanigan Racing	Jaguar I-PACE eTROPHY	PRO	1:27.874	10	17	+0.225	96.7
4	12 Bandar ALESAYI	SAU	Saudi Racing	Jaguar I-PACE eTROPHY	PRO-AM	1:28.125	21	22	+0.476	96.4
5	10 Sérgio JIMENEZ	BRA	Jaguar Brazil Racing	Jaguar I-PACE eTROPHY	PRO	1:28.181	3	11	+0.532	96.3
6	99 Simon EVANS	NZL	Team Asia New Zealand	Jaguar I-PACE eTROPHY	PRO	1:28.320	6	15	+0.671	96.2
7	7 Célia MARTIN	FRA	Viessmann Jaguar eTROPHY Team Germany	Jaguar I-PACE eTROPHY	PRO-AM	1:28.460	16	18	+0.811	96.0
8	3 Katherine LEGGE	GBR	Rahal Letterman Lanigan Racing	Jaguar I-PACE eTROPHY	PRO	1:28.567	19	20	+0.918	95.9
9	9 Yaqi ZHANG	CHN	Jaguar China Racing	Jaguar I-PACE eTROPHY	PRO-AM	1:28.710	3	5	+1.061	95.8
10	8 Tao WANG	CHN	Jaguar China Racing	Jaguar I-PACE eTROPHY	PRO-AM	1:29.177	14	19	+1.528	95.3
11	24 Ahmed BIN-KHANEN	SAU	Saudi Racing	Jaguar I-PACE eTROPHY	PRO-AM	1:29.520	13	18	+1.871	94.9
12	1 David CHENG	CHN	Jaguar VIP Car	Jaguar I-PACE eTROPHY	GUEST	1:29.572	16	22	+1.923	94.9

Fastest Lap: Lap 15 | Stefan RZADZINSKI | 1:27.649 | 96.9 Kph

Published at:

Track Status: **DRY**

<p>Race Director: Oliver GRODOWSKI</p>	<p>Timekeeper: Lleó BATLLES</p>
---	--



Jaguar I-PACE eTROPHY Series

Round 4 - Sanya ePrix

Free Practice

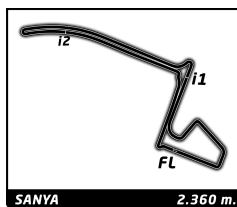
Classification by Class

No	Driver	Nat	Team	Car	Time	Lap Total	Gap	Kph
GUEST								
1	1 David CHENG	CHN	Jaguar VIP Car	Jaguar I-PACE eTROPHY	1:29.572	16 22		94.9
PRO								
1	18 Stefan RZADZINSKI	CAN	TWR Techeetah	Jaguar I-PACE eTROPHY	1:27.649	15 16		96.9
2	0 Cacá BUENO	BRA	Jaguar Brazil Racing	Jaguar I-PACE eTROPHY	1:27.865	10 10	+0.216 +0.216	96.7
3	6 Bryan SELLERS	USA	Rahal Letterman Lanigan Racing	Jaguar I-PACE eTROPHY	1:27.874	10 17	+0.225 +0.009	96.7
4	10 Sérgio JIMENEZ	BRA	Jaguar Brazil Racing	Jaguar I-PACE eTROPHY	1:28.181	3 11	+0.532 +0.307	96.3
5	99 Simon EVANS	NZL	Team Asia New Zealand	Jaguar I-PACE eTROPHY	1:28.320	6 15	+0.671 +0.139	96.2
6	3 Katherine LEGGE	GBR	Rahal Letterman Lanigan Racing	Jaguar I-PACE eTROPHY	1:28.567	19 20	+0.918 +0.247	95.9
PRO-AM								
1	12 Bandar ALESAYI	SAU	Saudi Racing	Jaguar I-PACE eTROPHY	1:28.125	21 22		96.4
2	7 Célia MARTIN	FRA	Viessmann Jaguar eTROPHY Team Germany	Jaguar I-PACE eTROPHY	1:28.460	16 18	+0.335 +0.335	96.0
3	9 Yaqi ZHANG	CHN	Jaguar China Racing	Jaguar I-PACE eTROPHY	1:28.710	3 5	+0.585 +0.250	95.8
4	8 Tao WANG	CHN	Jaguar China Racing	Jaguar I-PACE eTROPHY	1:29.177	14 19	+1.052 +0.467	95.3
5	24 Ahmed BIN-KHANEN	SAU	Saudi Racing	Jaguar I-PACE eTROPHY	1:29.520	13 18	+1.395 +0.343	94.9

Published at:

Track Status: **DRY**

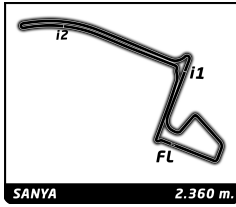
<p>Race Director: Oliver GRODOWSKI</p>	<p>Timekeeper: Lleó BATLLES</p>
---	--



Jaguar I-PACE eTROPHY Series
Round 4 - Sanya ePrix
Free Practice

Best Sector Times

Sector 1			Sector 2			Sector 3			Ideal Lap	Best Lap	
Pos	No	Driver	Time	No	Driver	Time	No	Driver			
1	10	S.JIMENEZ	28.787	18	S.RZADZINSKI	32.449	18	S.RZADZINSKI	1:27.615	1:27.649	(1)
2	0	C.BUENO	28.859	6	B.SELLERS	32.461	6	B.SELLERS	1:27.642	1:27.874	(3)
3	6	B.SELLERS	28.863	99	S.EVANS	32.522	3	K.LEGGE	1:27.855	1:27.865	(2)
4	18	S.RZADZINSKI	28.868	0	C.BUENO	32.599	12	B.ALESAYI	1:27.893	1:28.125	(4)
5	12	B.ALESAYI	28.893	12	B.ALESAYI	32.604	0	C.BUENO	1:27.985	1:28.181	(5)
6	3	K.LEGGE	28.958	7	C.MARTIN	32.633	7	C.MARTIN	1:28.011	1:28.320	(6)
7	99	S.EVANS	28.961	1	D.CHENG	32.650	99	S.EVANS	1:28.022	1:28.567	(8)
8	7	C.MARTIN	29.086	10	S.JIMENEZ	32.651	10	S.JIMENEZ	1:28.148	1:28.460	(7)
9	24	A.BIN-KHANEN	29.169	3	K.LEGGE	32.678	9	Y.ZHANG	1:28.663	1:28.710	(9)
10	9	Y.ZHANG	29.182	9	Y.ZHANG	32.687	8	T.WANG	1:28.921	1:29.572	(12)
11	8	T.WANG	29.351	8	T.WANG	32.757	1	D.CHENG	1:28.922	1:29.177	(10)
12	1	D.CHENG	29.391	24	A.BIN-KHANEN	32.930	24	A.BIN-KHANEN	1:29.087	1:29.520	(11)



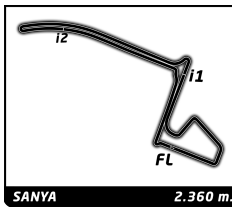
Jaguar I-PACE eTROPHY Series

Round 4 - Sanya ePrix

Free Practice

Fastest Lap Sequence

Elapsed	No Driver	Team	Car	Class	Time	Kph	Lap
1:38.416	3 Katherine LEGGE	Rahal Letterman Lanigan Racing	Jaguar I-PACE eTROPHY	PRO	1:28.884	26.7	1
3:07.021	3 Katherine LEGGE	Rahal Letterman Lanigan Racing	Jaguar I-PACE eTROPHY	PRO	1:28.605	95.9	2
5:15.634	18 Stefan RZADZINSKI	TWR Techeetah	Jaguar I-PACE eTROPHY	PRO	1:28.493	96.0	3
6:40.513	6 Bryan SELLERS	Rahal Letterman Lanigan Racing	Jaguar I-PACE eTROPHY	PRO	1:28.266	96.3	4
23:10.993	6 Bryan SELLERS	Rahal Letterman Lanigan Racing	Jaguar I-PACE eTROPHY	PRO	1:27.874	96.7	10
39:44.185	18 Stefan RZADZINSKI	TWR Techeetah	Jaguar I-PACE eTROPHY	PRO	1:27.649	96.9	15



Jaguar I-PACE eTROPHY Series

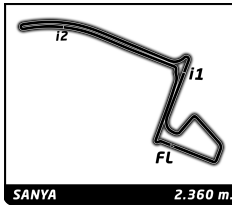
Round 4 - Sanya ePrix

Free Practice

Sector Analysis

■ Personal Best ■ Session Best B Crossing the finish line in the pit lane

Lap	Time	Sector 1	Sector 2	Sector 3	Kph	Elapsed	Lap	Time	Sector 1	Sector 2	Sector 3	Kph	Elapsed		
0	Cacá BUENO	BRA						17	2:23.420	28.958	56.214	58.248	59.2	35:00.967	
	Jaguar Brazil Racing	Jaguar I-PACE eTROPHY						18	2:50.021	51.887	1:08.966	49.168	50.0	37:50.988	
1	22:26.764	...	33.088	32.944	1.8	23:14.906	19	1:28.567	29.383	32.678	26.506	95.9	39:19.555		
2	1:28.675	28.985	32.924	26.766	95.8	24:43.581	20	1:29.592	29.422	33.235	26.935	94.8	40:49.147		
3	1:35.709	34.668	34.292	26.749	88.8	26:19.290									
4	1:28.294	28.912	32.694	26.688	96.2	27:47.584									
5	1:28.346	28.958	32.900	26.488	96.2	29:15.930									
6	1:28.026	28.917	32.599	26.510	96.5	30:43.956									
7	1:56.401 B	36.440	41.830	38.131	73.0	32:40.357									
8	5:07.547	2:43.975	1:34.834	48.738	27.6	37:47.904									
9	1:28.149	28.933	32.684	26.532	96.4	39:16.053									
10	1:27.865	28.859	32.609	26.397	96.7	40:43.918									
1	David CHENG	CHN						6	Bryan SELLERS	USA					
	Jaguar VIP Car	Jaguar I-PACE eTROPHY							Rahal Letterman Lanigan Racing	Jaguar I-PACE eTROPHY					
1	1:31.852	30.831	33.248	27.773	25.8	2:49.051	1	1:57.585	57.331	33.051	27.203	20.2	2:13.924		
2	1:30.972	30.578	32.947	27.447	93.4	4:20.023	2	1:29.542	29.234	33.535	26.773	94.9	3:43.466		
3	1:31.174	30.413	33.169	27.592	93.2	5:51.197	3	1:28.781	29.506	32.754	26.521	95.7	5:12.247		
4	1:30.874	30.555	32.982	27.337	93.5	7:22.071	4	1:28.266	29.110	32.635	26.521	96.3	6:40.513		
5	1:30.583	30.558	33.027	26.998	93.8	8:52.654	5	1:40.556 B	29.954	37.770	32.832	84.5	8:21.069		
6	1:30.601	30.285	33.157	27.159	93.8	10:23.255	6	8:13.563	7:14.274	32.655	26.634	17.2	16:34.632		
7	1:30.241	30.254	33.091	26.896	94.1	11:53.496	7	1:28.944	29.278	33.122	26.544	95.5	18:03.576		
8	1:30.049	30.205	32.823	27.021	94.3	13:23.545	8	1:32.098	29.252	32.461	30.385	92.2	19:35.674		
9	1:31.086	31.005	32.975	27.106	93.3	14:54.631	9	2:07.445	47.866	53.013	26.566	66.7	21:43.119		
10	1:30.105	30.288	32.770	27.047	94.3	16:24.736	10	1:27.874	28.956	32.600	26.318	96.7	23:10.993		
11	1:29.811	30.040	32.891	26.880	94.6	17:54.547	11	1:28.196	28.900	32.680	26.616	96.3	24:39.189		
12	1:32.124	29.765	32.750	29.609	92.2	19:26.671	12	1:35.110 B	30.715	33.568	30.827	89.3	26:14.299		
13	1:55.434	50.147	37.579	27.708	73.6	21:22.105	13	6:34.303	5:26.257	41.664	26.382	21.5	32:48.602		
14	1:36.383 B	30.057	33.058	33.268	88.1	22:58.488	14	2:28.747	28.933	1:02.961	56.853	57.1	35:17.349		
15	4:56.905	3:56.281	33.469	27.155	28.6	27:55.393	15	2:46.264	49.907	1:04.508	51.849	51.1	38:03.613		
16	1:29.572	29.391	32.650	27.531	94.9	29:24.965	16	1:28.107	28.863	32.683	26.561	96.4	39:31.720		
17	1:29.641	29.786	32.800	27.055	94.8	30:54.606	17	1:28.310	29.021	32.774	26.515	96.2	41:00.030		
18	1:31.479	30.397	33.819	27.263	92.9	32:26.085									
19	2:03.914	29.462	38.052	56.400	68.6	34:29.999									
20	2:52.304	50.229	1:05.302	56.773	49.3	37:22.303									
21	1:41.705	37.588	36.599	27.518	83.5	39:04.008									
22	1:34.914	31.036	33.936	29.942	89.5	40:38.922									
3	Katherine LEGGE	GBR						7	Célia MARTIN	FRA					
	Rahal Letterman Lanigan Racing	Jaguar I-PACE eTROPHY							Viessmann Jaguar eTROPHY Team Ge	Jaguar I-PACE eTROPHY					
1	1:28.884	29.241	32.957	26.686	26.7	1:38.416	1	1:30.491	29.988	32.776	27.727	26.2	2:34.560		
2	1:28.605	29.195	32.734	26.676	95.9	3:07.021	2	1:29.759	29.798	32.797	27.164	94.7	4:04.319		
3	1:28.780	29.302	32.870	26.608	95.7	4:35.801	3	1:29.626	29.578	32.921	27.127	94.8	5:33.945		
4	1:38.301 B	32.331	33.082	32.888	86.4	6:14.102	4	1:32.884	30.016	35.601	27.267	91.5	7:06.829		
5	5:26.279	4:25.868	33.555	26.856	26.0	11:40.381	5	1:30.061	29.771	33.107	27.183	94.3	8:36.890		
6	1:29.019	29.274	32.840	26.905	95.4	13:09.400	6	1:35.922	29.823	37.511	28.588	88.6	10:12.812		
7	1:41.083	35.002	38.769	27.312	84.0	14:50.483	7	1:29.216	29.498	32.866	26.852	95.2	11:42.028		
8	1:29.088	29.373	33.029	26.686	95.4	16:19.571	8	1:28.617	29.410	32.778	26.429	95.9	13:10.645		
9	1:40.673	34.076	38.568	28.029	84.4	18:00.244	9	1:29.036	29.486	32.787	26.763	95.4	14:39.681		
10	1:32.828	29.271	32.791	30.766	91.5	19:33.072	10	1:28.562	29.273	32.633	26.656	95.9	16:08.243		
11	1:57.473	49.306	41.134	27.033	72.3	21:30.545	11	1:29.292	29.539	33.103	26.650	95.1	17:37.535		
12	1:28.712	29.205	33.121	26.386	95.8	22:59.257	12	1:33.736 B	29.487	32.830	31.419	90.6	19:11.271		
13	1:28.753	29.118	33.170	26.465	95.7	24:28.010	13	4:13.765	3:13.483	33.083	27.199	33.5	23:25.036		
14	1:30.747	31.047	33.056	26.644	93.6	25:58.757	14	1:28.957	29.353	32.659	26.945	95.5	24:53.993		
15	1:33.863 B	29.929	32.927	31.007	90.5	27:32.620	15	1:29.155	29.359	32.895	26.901	95.3	26:23.148		
16	5:04.927	3:55.159	41.436	28.332	27.9	32:37.547	16	1:28.460	29.212	32.813	26.435	96.0	27:51.608		
							17	1:28.823	29.086	32.888	26.849	95.7	29:20.431		
							18	1:29.104	29.491	32.831	26.782	95.3	30:49.535		
8	Tao WANG	CHN						8	Tao WANG	CHN					
	Jaguar China Racing	Jaguar I-PACE eTROPHY							Jaguar China Racing	Jaguar I-PACE eTROPHY					
1	1:30.412	29.856	33.228	27.328	26.2	2:35.806	1	1:30.714	29.510	33.101	27.103	94.7	4:05.520		
2	1:29.714	29.510	33.101	27.103	94.7	4:05.520	2	1:29.631	29.467	33.123	27.041	94.8	5:35.151		
3	1:29.631	29.467	33.123	27.041	94.8	5:35.151	3	1:30.497	30.035	33.054	27.408	93.9	7:05.648		
4	1:30.497	30.035	33.054	27.408	93.9	7:05.648	4	1:30.417	29.641	33.130	27.646	94.0	8:36.065		
5	1:30.417	29.641	33.130	27.646	94.0	8:36.065	5	1:30.223	29.868	33.149	27.206	94.2	10:06.288		
6	1:30.223	29.868	33.149	27.206	94.2	10:06.288	6	1:30.043	29.821	33.105	27.117	94.4	11:36.331		
7	1:30.043	29.821	33.105	27.117	94.4	11:36.331	7	1:29.492	29.676	33.002	26.814	94.9	13:05.823		
8	1:29.492	29.676	33.002	26.814	94.9	13:05.823	8	1:29.602	29.687	32.802	27.113	94.8	14:35.425		
9	1:29.602	29.687	32.802	27.113	94.8	14:35.425									



Jaguar I-PACE eTROPHY Series

Round 4 - Sanya ePrix

Free Practice

Sector Analysis

■ Personal Best ■ Session Best B Crossing the finish line in the pit lane

Lap	Time	Sector 1	Sector 2	Sector 3	Kph	Elapsed
10	1:29.587	29.719	32.917	26.951	94.8	16:05.012
11	1:36.790B	29.589	32.906	34.295	87.8	17:41.802
12	3:22.466	1:59.095	56.279	27.092	42.0	21:04.268
13	1:29.898	29.525	33.020	27.353	94.5	22:34.166
14	1:29.177	29.538	32.757	26.882	95.3	24:03.343
15	1:29.259	29.351	32.832	27.076	95.2	25:32.602
16	1:37.212B	30.395	33.174	33.643	87.4	27:09.814
17	3:33.680	2:33.796	32.938	26.946	39.8	30:43.494
18	1:29.963	29.559	33.308	27.096	94.4	32:13.457
19	1:44.857B	29.681	35.928	39.248	81.0	33:58.314

9		Yaqi ZHANG		CHN		
Jaguar China Racing		Jaguar I-PACE eTROPHY				
1	1:29.450	29.479	32.976	26.995	26.5	2:24.546
2	1:29.270	29.432	32.924	26.914	95.2	3:53.816
3	1:28.710	29.182	32.687	26.841	95.8	5:22.526
4	1:29.125	29.370	32.961	26.794	95.3	6:51.651
5	1:56.755B	35.601	44.639	36.515	72.8	8:48.406

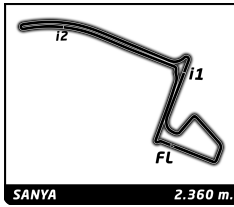
10		Sérgio JIMENEZ		BRA		
Jaguar Brazil Racing		Jaguar I-PACE eTROPHY				
1	20:29.524	...	1:06.182	32.156	1.9	20:50.079
2	1:28.704	29.010	32.850	26.844	95.8	22:18.783
3	1:28.181	28.787	32.765	26.629	96.3	23:46.964
4	1:28.278	28.950	32.651	26.677	96.2	25:15.242
5	1:35.789B	31.327	33.094	31.368	88.7	26:51.031
6	3:50.609	2:50.077	33.618	26.914	36.8	30:41.640
7	1:28.386	29.033	32.713	26.640	96.1	32:10.026
8	1:42.902	28.827	32.689	41.386	82.6	33:52.928
9	3:22.800	51.586	1:07.317	1:23.897	41.9	37:15.728
10	1:39.047	37.054	35.039	26.954	85.8	38:54.775
11	1:28.201	28.967	32.687	26.547	96.3	40:22.976

12		Bandar ALESAYI		SAU		
Saudi Racing		Jaguar I-PACE eTROPHY				
1	1:29.762	29.601	32.933	27.228	26.4	2:22.738
2	1:29.580	29.537	32.907	27.136	94.8	3:52.318
3	1:29.004	29.360	32.835	26.809	95.5	5:21.322
4	1:35.837	31.459	35.196	29.182	88.7	6:57.159
5	1:35.500B	29.217	33.028	33.255	89.0	8:32.659
6	2:38.357	1:37.224	33.596	27.537	53.7	11:11.016
7	1:30.224	29.481	33.324	27.419	94.2	12:41.240
8	1:29.037	29.358	32.744	26.935	95.4	14:10.277
9	1:29.050	29.591	32.797	26.662	95.4	15:39.327
10	1:28.984	29.244	33.055	26.685	95.5	17:08.311
11	1:29.046	29.489	32.887	26.670	95.4	18:37.357
12	2:05.844	29.369	53.159	43.316	67.5	20:43.201
13	1:29.248	29.568	32.991	26.689	95.2	22:12.449
14	1:28.542	28.967	32.769	26.806	96.0	23:40.991
15	1:35.811B	29.370	33.342	33.099	88.7	25:16.802
16	2:57.473	1:52.485	34.684	30.304	47.9	28:14.275
17	1:28.642	29.202	32.604	26.836	95.8	29:42.917
18	1:28.210	29.180	32.634	26.396	96.3	31:11.127
19	1:35.506B	29.227	32.847	33.432	89.0	32:46.633
20	5:23.953	3:57.083	58.522	28.348	26.2	38:10.586
21	1:28.125	28.893	32.658	26.574	96.4	39:38.711
22	1:56.447	32.583	44.605	39.259	73.0	41:35.158

18		Stefan RZADZINSKI		CAN		
TWR Techeetah		Jaguar I-PACE eTROPHY				
1	1:29.379	29.564	32.724	27.091	26.5	2:18.163
2	1:28.978	29.320	32.665	26.993	95.5	3:47.141
3	1:28.493	29.048	32.648	26.797	96.0	5:15.634
4	1:28.818	29.034	32.978	26.806	95.7	6:44.452
5	1:35.050B	29.263	32.730	33.057	89.4	8:19.502
6	13:31.971	...	34.108	26.967	10.5	21:51.473
7	1:28.070	29.071	32.545	26.454	96.5	23:19.543
8	1:28.307	28.927	32.733	26.647	96.2	24:47.850
9	1:40.847	29.290	34.027	37.530	84.2	26:28.697
10	1:36.391	29.028	33.524	33.839	88.1	28:05.088
11	1:28.160	29.066	32.601	26.493	96.4	29:33.248
12	1:27.898	28.905	32.555	26.438	96.7	31:01.146
13	1:52.766B	28.868	32.568	51.330	75.3	32:53.912
14	5:22.624	4:01.678	53.875	27.071	26.3	38:16.536
15	1:27.649	28.902	32.449	26.298	96.9	39:44.185
16	1:31.908	28.925	33.182	29.801	92.4	41:16.093

24		Ahmed BIN-KHANEN		SAU		
Saudi Racing		Jaguar I-PACE eTROPHY				
1	9:32.551	8:30.339	33.783	28.429	4.1	11:26.647
2	1:31.691	30.242	33.843	27.606	92.7	12:58.338
3	1:30.110	29.631	33.203	27.276	94.3	14:28.448
4	1:30.219	29.756	33.190	27.273	94.2	15:58.667
5	1:29.914	29.453	33.201	27.260	94.5	17:28.581
6	1:30.315	29.425	33.421	27.469	94.1	18:58.896
7	2:02.360	36.706	58.253	27.401	69.4	21:01.256
8	1:30.164	29.169	33.562	27.433	94.2	22:31.420
9	1:29.961	29.378	33.420	27.163	94.4	24:01.381
10	1:29.733	29.484	33.087	27.162	94.7	25:31.114
11	1:29.535	29.556	32.930	27.049	94.9	27:00.649
12	1:29.791	29.219	33.525	27.047	94.6	28:30.440
13	1:29.520	29.383	33.149	26.988	94.9	29:59.960
14	1:29.565	29.454	33.001	27.110	94.9	31:29.525
15	1:30.269	29.530	33.731	27.008	94.1	32:59.794
16	2:38.331B	37.990	1:04.206	56.135	53.7	35:38.125
17	2:57.277	1:55.906	33.880	27.491	47.9	38:35.402
18	1:35.649	29.413	39.101	27.135	88.8	40:11.051

99		Simon EVANS		NZL		
Team Asia New Zealand		Jaguar I-PACE eTROPHY				
1	11:22.515	...	38.205	27.492	3.5	11:48.723
2	1:29.049	29.381	32.866	26.802	95.4	13:17.772
3	1:28.669	29.148	32.646	26.875	95.8	14:46.441
4	1:29.673	29.057	33.660	26.956	94.7	16:16.114
5	1:28.637	29.240	32.716	26.681	95.9	17:44.751
6	1:28.320	28.983	32.676	26.661	96.2	19:13.071
7	1:56.862	44.968	45.169	26.725	72.7	21:09.933
8	1:32.476B	29.163	32.744	30.569	91.9	22:42.409
9	3:03.215	2:04.165	32.522	26.528	46.4	25:45.624
10	1:28.482	29.186	32.741	26.555	96.0	27:14.106
11	1:28.334	29.003	32.704	26.627	96.2	28:42.440
12	1:35.974B	31.258	33.553	31.163	88.5	30:18.414
13	2:39.576	1:39.058	33.692	26.826	53.2	32:57.990
14	2:36.801	37.152	1:03.621	56.028	54.2	35:34.791

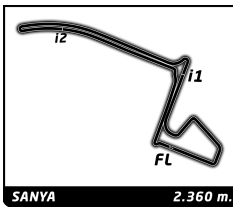


Jaguar I-PACE eTROPHY Series
Round 4 - Sanya ePrix
Free Practice

Sector Analysis

■ Personal Best ■ Session Best B Crossing the finish line in the pit lane

Lap	Time	Sector 1	Sector 2	Sector 3	Kph	Elapsed	Lap	Time	Sector 1	Sector 2	Sector 3	Kph	Elapsed
15	2:23.032	49.967	1:03.460	29.605	59.4	37:57.823							



Jaguar I-PACE eTROPHY Series

Round 4 - Sanya ePrix

Qualifying

Final Classification

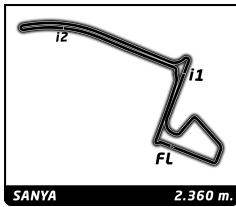
No	Driver	Nat	Team	Car	Cl.	Time	Lap Total	Gap	Kph
1	0 Cacá BUENO	BRA	Jaguar Brazil Racing	Jaguar I-PACE eTROPHY	PRO	1:27.373	3 15	-	97.2
2	99 Simon EVANS	NZL	Team Asia New Zealand	Jaguar I-PACE eTROPHY	PRO	1:27.383	16 17	+0.010 +0.010	97.2
3	10 Sérgio JIMENEZ	BRA	Jaguar Brazil Racing	Jaguar I-PACE eTROPHY	PRO	1:27.415	4 16	+0.042 +0.032	97.2
4	6 Bryan SELLERS	USA	Rahal Letterman Lanigan Racing	Jaguar I-PACE eTROPHY	PRO	1:27.456	3 17	+0.083 +0.041	97.1
5	18 Stefan RZADZINSKI	CAN	TWR Techeetah	Jaguar I-PACE eTROPHY	PRO	1:27.522	6 16	+0.149 +0.066	97.1
6	12 Bandar ALESAYI	SAU	Saudi Racing	Jaguar I-PACE eTROPHY	PRO-AM	1:27.864	12 18	+0.491 +0.342	96.7
7	9 Yaqi ZHANG	CHN	Jaguar China Racing	Jaguar I-PACE eTROPHY	PRO-AM	1:27.871	18 20	+0.498 +0.007	96.7
8	3 Katherine LEGGE	GBR	Rahal Letterman Lanigan Racing	Jaguar I-PACE eTROPHY	PRO	1:28.094	2 9	+0.721 +0.223	96.4
9	24 Ahmed BIN-KHANEN	SAU	Saudi Racing	Jaguar I-PACE eTROPHY	PRO-AM	1:28.128	15 20	+0.755 +0.034	96.4
10	7 Célia MARTIN	FRA	Viessmann Jaguar eTROPHY Team Germany	Jaguar I-PACE eTROPHY	PRO-AM	1:28.294	14 20	+0.921 +0.166	96.2
11	8 Tao WANG	CHN	Jaguar China Racing	Jaguar I-PACE eTROPHY	PRO-AM	1:28.589	1 7	+1.216 +0.295	26.8
12	1 David CHENG	CHN	Jaguar VIP Car	Jaguar I-PACE eTROPHY	GUEST	1:29.014	13 17	+1.641 +0.425	95.4

Fastest Lap: Lap 3 | Cacá BUENO | **1:27.373** | 97.2 Kph

Published at:

Track Status: **DRY**

Stewards: François DUMONT Wang HEPING Zheng HONGHAI			Timekeeper: Lleó BATLLES
---	--	--	------------------------------------



Jaguar I-PACE eTROPHY Series

Round 4 - Sanya ePrix

Qualifying

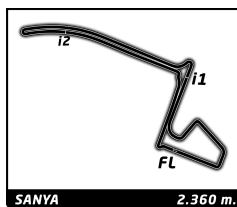
Final Classification by Class

No	Driver	Nat	Team	Car	Time	Lap Total	Gap	Kph
GUEST								
1	1 David CHENG	CHN	Jaguar VIP Car	Jaguar I-PACE eTROPHY	1:29.014	13 17		95.4
PRO								
1	0 Cacá BUENO	BRA	Jaguar Brazil Racing	Jaguar I-PACE eTROPHY	1:27.373	3 15		97.2
2	99 Simon EVANS	NZL	Team Asia New Zealand	Jaguar I-PACE eTROPHY	1:27.383	16 17	+0.010 +0.010	97.2
3	10 Sérgio JIMENEZ	BRA	Jaguar Brazil Racing	Jaguar I-PACE eTROPHY	1:27.415	4 16	+0.042 +0.032	97.2
4	6 Bryan SELLERS	USA	Rahal Letterman Lanigan Racing	Jaguar I-PACE eTROPHY	1:27.456	3 17	+0.083 +0.041	97.1
5	18 Stefan RZADZINSKI	CAN	TWR Techeetah	Jaguar I-PACE eTROPHY	1:27.522	6 16	+0.149 +0.066	97.1
6	3 Katherine LEGGE	GBR	Rahal Letterman Lanigan Racing	Jaguar I-PACE eTROPHY	1:28.094	2 9	+0.721 +0.572	96.4
PRO-AM								
1	12 Bandar ALESAYI	SAU	Saudi Racing	Jaguar I-PACE eTROPHY	1:27.864	12 18		96.7
2	9 Yaqi ZHANG	CHN	Jaguar China Racing	Jaguar I-PACE eTROPHY	1:27.871	18 20	+0.007 +0.007	96.7
3	24 Ahmed BIN-KHANEN	SAU	Saudi Racing	Jaguar I-PACE eTROPHY	1:28.128	15 20	+0.264 +0.257	96.4
4	7 Célia MARTIN	FRA	Viessmann Jaguar eTROPHY Team Germany	Jaguar I-PACE eTROPHY	1:28.294	14 20	+0.430 +0.166	96.2
5	8 Tao WANG	CHN	Jaguar China Racing	Jaguar I-PACE eTROPHY	1:28.589	1 7	+0.725 +0.295	26.8

Published at:

Track Status: **DRY**

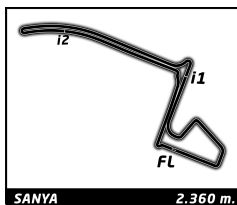
<p>Stewards: François DUMONT Wang HEPING Zheng HONGHAI</p>	<p>Timekeeper: Lleó BATLLES</p>
---	--



Jaguar I-PACE eTROPHY Series
Round 4 - Sanya ePrix
Qualifying

Best Sector Times

Sector 1			Sector 2			Sector 3			Ideal Lap	Best Lap					
Pos	No	Driver	Time	No	Driver	Time	No	Driver							
1	10	S.JIMENEZ	28.528	99	S.EVANS	32.444	18	S.RZADZINSKI	26.245	1	6	B.SELLERS	1:27.270	1:27.456	(4)
2	6	B.SELLERS	28.546	0	C.BUENO	32.466	6	B.SELLERS	26.250	2	10	S.JIMENEZ	1:27.287	1:27.415	(3)
3	99	S.EVANS	28.595	10	S.JIMENEZ	32.472	99	S.EVANS	26.257	3	99	S.EVANS	1:27.296	1:27.383	(2)
4	0	C.BUENO	28.610	6	B.SELLERS	32.474	0	C.BUENO	26.265	4	0	C.BUENO	1:27.341	1:27.373	(1)
5	18	S.RZADZINSKI	28.612	18	S.RZADZINSKI	32.519	10	S.JIMENEZ	26.287	5	18	S.RZADZINSKI	1:27.376	1:27.522	(5)
6	3	K.LEGGE	28.636	9	Y.ZHANG	32.541	9	Y.ZHANG	26.367	6	12	B.ALESAYI	1:27.628	1:27.864	(6)
7	12	B.ALESAYI	28.669	24	A.BIN-KHANEN	32.580	12	B.ALESAYI	26.372	7	9	Y.ZHANG	1:27.679	1:27.871	(7)
8	9	Y.ZHANG	28.771	12	B.ALESAYI	32.587	3	K.LEGGE	26.446	8	3	K.LEGGE	1:27.763	1:28.094	(8)
9	24	A.BIN-KHANEN	28.859	1	D.CHENG	32.648	7	C.MARTIN	26.479	9	24	A.BIN-KHANEN	1:28.033	1:28.128	(9)
10	7	C.MARTIN	28.938	7	C.MARTIN	32.677	24	A.BIN-KHANEN	26.594	10	7	C.MARTIN	1:28.094	1:28.294	(10)
11	8	T.WANG	28.999	3	K.LEGGE	32.681	8	T.WANG	26.701	11	8	T.WANG	1:28.418	1:28.589	(11)
12	1	D.CHENG	29.292	8	T.WANG	32.718	1	D.CHENG	26.736	12	1	D.CHENG	1:28.676	1:29.014	(12)



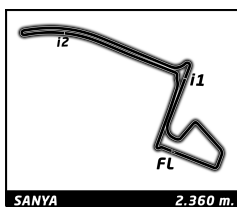
Jaguar I-PACE eTROPHY Series

Round 4 - Sanya ePrix

Qualifying

Fastest Lap Sequence

Elapsed	No	Driver	Team	Car	Class	Time	Kph	Lap
1:37.352	18	Stefan RZADZINSKI	TWR Techeetah	Jaguar I-PACE eTROPHY	PRO	1:29.288	26.6	1
1:40.820	0	Cacá BUENO	Jaguar Brazil Racing	Jaguar I-PACE eTROPHY	PRO	1:28.054	26.9	1
3:08.650	0	Cacá BUENO	Jaguar Brazil Racing	Jaguar I-PACE eTROPHY	PRO	1:27.830	96.7	2
3:21.697	6	Bryan SELLERS	Rahal Letterman Lanigan Racing	Jaguar I-PACE eTROPHY	PRO	1:27.821	96.7	2
3:33.078	99	Simon EVANS	Team Asia New Zealand	Jaguar I-PACE eTROPHY	PRO	1:27.807	96.8	2
4:36.023	0	Cacá BUENO	Jaguar Brazil Racing	Jaguar I-PACE eTROPHY	PRO	1:27.373	97.2	3



Jaguar I-PACE eTROPHY Series

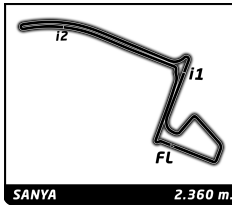
Round 4 - Sanya ePrix

Qualifying

Sector Analysis

■ Personal Best ■ Session Best B Crossing the finish line in the pit lane

Lap	Time	Sector 1	Sector 2	Sector 3	Kph	Elapsed	Lap	Time	Sector 1	Sector 2	Sector 3	Kph	Elapsed	
0	Cacá BUENO BRA						Jaguar I-PACE eTROPHY	5	1:29.831	30.513	32.952	26.366	94.6	7:46.498
	Jaguar Brazil Racing	6	1:28.273	28.809	32.699	26.765		96.2	9:14.771					
	1	1:28.054	28.772	32.774	26.508	26.9		1:40.820						
	2	1:27.830	28.624	32.789	26.417	96.7		3:08.650						
	3	1:27.373	28.610	32.498	26.265	97.2		4:36.023						
	4	1:32.942 B	28.635	32.658	31.649	91.4		6:08.965						
	5	11:24.636	...	36.584	32.810	12.4		17:33.600						
	6	1:27.835	28.835	32.549	26.451	96.7		19:01.435						
	7	1:27.578	28.713	32.506	26.359	97.0		20:29.013						
	8	1:51.207	34.246	45.554	31.407	76.4		22:20.220						
	9	1:39.934	28.869	42.601	28.464	85.0		24:00.154						
	10	1:46.036	33.370	40.061	32.605	80.1		25:46.190						
	11	1:27.711	28.676	32.552	26.483	96.9		27:13.901						
	12	1:55.330	36.931	42.883	35.516	73.7		29:09.231						
	13	1:53.248	34.882	44.218	34.148	75.0		31:02.479						
	14	1:27.438	28.617	32.466	26.355	97.2		32:29.917						
15	1:48.141 B	35.136	38.901	34.104	78.6	34:18.058								
1	David CHENG CHN						Jaguar I-PACE eTROPHY	7	1:29.247	29.263	32.991	26.993	26.6	2:09.551
	Jaguar VIP Car	2	1:29.036	29.249	32.990	26.797		95.4	3:38.587					
	1	1:29.769	29.917	32.788	27.064	26.4		2:43.864						
	2	1:29.375	29.680	32.774	26.921	95.1		4:13.239						
	3	1:29.237	29.437	32.864	26.936	95.2		5:42.476						
	4	1:29.600	29.570	33.060	26.970	94.8		7:12.076						
	5	1:52.306 B	35.547	42.603	34.156	75.7		9:04.382						
	6	6:27.454	5:23.912	36.031	27.511	21.9		15:31.835						
	7	1:29.245	29.719	32.674	26.852	95.2		17:01.080						
	8	1:29.633	29.633	32.993	27.007	94.8		18:30.713						
	9	1:29.040	29.292	32.812	26.936	95.4		19:59.753						
	10	1:42.702 B	29.462	36.345	36.895	82.7		21:42.455						
	11	3:38.351	2:35.393	35.764	27.194	38.9		25:20.806						
	12	1:29.169	29.394	32.853	26.922	95.3		26:49.975						
	13	1:29.014	29.344	32.934	26.736	95.4		28:18.989						
	14	1:29.238	29.300	32.727	27.211	95.2		29:48.227						
	15	2:04.894	57.515	40.087	27.292	68.0		31:53.121						
16	1:29.036	29.398	32.648	26.990	95.4	33:22.157								
17	1:39.025	29.486	35.159	34.380	85.8	35:01.182								
3	Katherine LEGGE GBR						Jaguar I-PACE eTROPHY	8	1:28.830	29.091	33.002	26.737	95.6	8:04.926
	Rahal Letterman Lanigan Racing	9	1:28.589	29.013	32.718	26.858		26.8	2:19.255					
	1	1:28.373	28.636	33.235	26.502	26.8		2:14.455						
	2	1:28.094	28.863	32.681	26.550	96.4		3:42.549						
	3	1:28.329	28.861	32.970	26.498	96.2		5:10.878						
	4	1:34.135 B	29.148	32.801	32.186	90.3		6:45.013						
	5	4:24.556 B	2:41.649	41.036	1:01.871	32.1		11:09.569						
	6	4:02.356	2:59.687	35.188	27.481	35.1		15:11.924						
	7	1:28.449	28.960	33.043	26.446	96.1		16:40.373						
	8	1:28.281	28.718	32.821	26.742	96.2		18:08.654						
9	1:28.375	29.033	32.799	26.543	96.1	19:37.029								
6	Bryan SELLERS USA						Jaguar I-PACE eTROPHY	9	1:28.714	29.334	32.709	26.671	26.7	2:18.339
	Rahal Letterman Lanigan Racing	2	1:28.312	29.158	32.541	26.613		96.2	3:46.651					
	1	1:28.307	28.665	32.799	26.843	26.9		1:53.876						
	2	1:27.821	28.546	32.783	26.492	96.7		3:21.697						
	3	1:27.456	28.714	32.492	26.250	97.1		4:49.153						
4	1:27.514	28.647	32.474	26.393	97.1	6:16.667								
7	Célia MARTIN FRA						Jaguar I-PACE eTROPHY	10	1:27.583	28.604	32.532	26.447	97.0	20:49.615
	Viessmann Jaguar eTROPHY Team Ge	11	1:27.748	28.804	32.666	26.278		96.8	22:17.363					
	1	1:29.247	29.263	32.991	26.993	26.6		2:09.551						
	2	1:29.036	29.249	32.990	26.797	95.4		3:38.587						
	3	1:28.520	29.024	32.762	26.734	96.0		5:07.107						
	4	1:28.989	29.052	33.132	26.805	95.5		6:36.096						
	5	1:28.830	29.091	33.002	26.737	95.6		8:04.926						
	6	1:28.666	29.177	32.817	26.672	95.8		9:33.592						
	7	2:42.407 B	40.453	1:06.032	55.922	52.3		12:15.999						
	8	2:57.763	1:54.564	35.396	27.803	47.8		15:13.761						
	9	1:29.207	29.351	33.063	26.793	95.2		16:42.968						
	10	1:28.891	29.038	33.144	26.709	95.6		18:11.859						
	11	1:28.786	29.135	32.858	26.793	95.7		19:40.645						
	12	1:28.635	29.159	32.683	26.793	95.9		21:09.280						
	13	1:28.543	29.142	32.805	26.596	96.0		22:37.823						
	14	1:28.294	28.938	32.877	26.479	96.2		24:06.117						
	15	1:28.483	29.057	32.762	26.664	96.0		25:34.600						
16	1:38.840	31.438	40.021	27.381	86.0	27:13.440								
17	1:28.433	29.066	32.777	26.590	96.1	28:41.873								
18	1:28.664	29.182	32.677	26.805	95.8	30:10.537								
19	1:28.853	29.319	32.779	26.755	95.6	31:39.390								
20	1:52.632 B	32.587	41.506	38.539	75.4	33:32.022								
8	Tao WANG CHN						Jaguar I-PACE eTROPHY	11	1:27.748	28.804	32.666	26.278	96.8	22:17.363
	Jaguar China Racing	12	1:46.592 B	32.021	39.707	34.864		79.7	24:03.955					
	1	1:28.589	29.013	32.718	26.858	26.8		2:19.255						
	2	1:28.733	28.999	32.892	26.842	95.7		3:47.988						
	3	1:28.698	29.167	32.830	26.701	95.8		5:16.686						
	4	1:29.048	29.092	32.973	26.983	95.4		6:45.734						
	5	1:29.825	29.352	33.467	27.006	94.6		8:15.559						
6	1:29.294	29.139	33.033	27.122	95.1	9:44.853								
7	2:46.431 B	45.125	1:04.818	56.488	51.0	12:31.284								
9	Yaqi ZHANG CHN						Jaguar I-PACE eTROPHY	12	1:46.592 B	32.021	39.707	34.864	79.7	24:03.955
	Jaguar China Racing	13	4:22.230	3:22.721	32.960	26.549		32.4	28:26.185					
	1	1:28.714	29.334	32.709	26.671	26.7		2:18.339						
	2	1:28.312	29.158	32.541	26.613	96.2		3:46.651						
	3	1:27.924	28.771	32.591	26.562	96.6		5:14.575						
	4	1:28.325	29.028	32.836	26.461	96.2		6:42.900						
	5	1:28.506	28.998	32.829	26.679	96.0		8:11.406						
	6	1:28.866	29.267	32.781	26.818	95.6		9:40.272						
	7	2:44.534 B	43.992	1:04.647	55.895	51.6		12:24.806						
8	4:49.514	3:49.627	33.085	26.802	29.3	17:14.319								



Jaguar I-PACE eTROPHY Series

Round 4 - Sanya ePrix

Qualifying

Sector Analysis

■ Personal Best ■ Session Best B Crossing the finish line in the pit lane

Lap	Time	Sector 1	Sector 2	Sector 3	Kph	Elapsed	Lap	Time	Sector 1	Sector 2	Sector 3	Kph	Elapsed
9	1:28.746	29.005	33.121	26.620	95.7	18:43.065	3	1:27.923	28.612	32.653	26.658	96.6	4:33.702
10	1:28.115	29.026	32.570	26.519	96.4	20:11.180	4	1:27.644	28.704	32.550	26.390	96.9	6:01.346
11	1:29.129	29.255	32.981	26.893	95.3	21:40.309	5	1:32.677	28.815	34.676	29.186	91.7	7:34.023
12	1:28.591	28.960	32.820	26.811	95.9	23:08.900	6	1:27.522	28.680	32.597	26.245	97.1	9:01.545
13	1:28.744	29.128	32.959	26.657	95.7	24:37.644	7	2:09.907 B	28.743	40.686	1:00.478	65.4	11:11.452
14	1:28.584	29.151	32.945	26.488	95.9	26:06.228	8	11:35.858	...	36.049	26.717	12.2	22:47.309
15	1:28.276	29.018	32.706	26.552	96.2	27:34.504	9	1:27.866	28.726	32.711	26.429	96.7	24:15.175
16	1:29.073	29.372	33.022	26.679	95.4	29:03.577	10	1:27.590	28.751	32.519	26.320	97.0	25:42.765
17	1:28.191	28.969	32.855	26.367	96.3	30:31.768	11	1:30.076	28.729	33.950	27.397	94.3	27:12.841
18	1:27.871	28.816	32.611	26.444	96.7	31:59.639	12	1:28.008	28.791	32.808	26.409	96.5	28:40.849
19	1:27.882	28.814	32.651	26.417	96.7	33:27.521	13	1:27.876	28.953	32.609	26.314	96.7	30:08.725
20	1:29.933	28.852	32.816	28.265	94.5	34:57.454	14	1:40.919	28.939	38.661	33.319	84.2	31:49.644
							15	1:28.129	28.791	32.695	26.643	96.4	33:17.773
							16	1:48.346	34.587	43.188	30.571	78.4	35:06.119

10 **Sérgio JIMENEZ** BRA
Jaguar Brazil Racing Jaguar I-PACE eTROPHY

1	2:22.818	1:21.804	34.088	26.926	16.6	3:01.059
2	1:27.814	28.739	32.552	26.523	96.7	4:28.873
3	1:27.654	28.627	32.490	26.537	96.9	5:56.527
4	1:27.415	28.640	32.488	26.287	97.2	7:23.942
5	1:32.997 B	28.528	33.240	31.229	91.4	8:56.939
6	8:11.647	7:09.478	35.153	27.016	17.3	17:08.585
7	1:27.986	28.853	32.571	26.562	96.6	18:36.571
8	1:27.633	28.643	32.567	26.423	96.9	20:04.204
9	1:28.372	28.620	32.632	27.120	96.1	21:32.576
10	1:37.201 B	31.335	34.259	31.607	87.4	23:09.777
11	3:27.362	2:21.905	36.475	28.982	41.0	26:37.139
12	1:27.814	28.705	32.606	26.503	96.7	28:04.953
13	1:27.802	28.730	32.499	26.573	96.8	29:32.755
14	1:27.574	28.746	32.472	26.356	97.0	31:00.329
15	1:43.946	28.791	47.865	27.290	81.7	32:44.275
16	1:40.366	30.959	38.912	30.495	84.7	34:24.641

12 **Bandar ALESAYI** SAU
Saudi Racing Jaguar I-PACE eTROPHY

1	1:28.717	29.005	32.933	26.779	26.7	1:59.400
2	1:28.322	28.704	32.864	26.754	96.2	3:27.722
3	1:27.999	28.889	32.661	26.449	96.5	4:55.721
4	1:28.030	28.858	32.600	26.572	96.5	6:23.751
5	1:28.323	28.878	32.749	26.696	96.2	7:52.074
6	1:39.401 B	31.018	35.692	32.691	85.5	9:31.475
7	6:13.669	5:05.558	36.722	31.389	22.7	15:45.143
8	1:38.898	33.128	34.336	31.434	85.9	17:24.041
9	1:28.192	28.759	32.921	26.512	96.3	18:52.233
10	1:31.737	30.026	33.788	27.923	92.6	20:23.970
11	1:32.181	28.806	35.459	27.916	92.2	21:56.151
12	1:27.864	28.684	32.808	26.372	96.7	23:24.015
13	1:32.523	29.183	35.098	28.242	91.8	24:56.538
14	1:28.588	28.769	32.818	27.001	95.9	26:25.126
15	1:49.271 B	32.721	38.096	38.454	77.8	28:14.397
16	3:42.861	2:39.261	35.549	28.051	38.1	31:57.258
17	1:28.089	28.669	32.587	26.833	96.4	33:25.347
18	1:27.978	28.748	32.740	26.490	96.6	34:53.325

18 **Stefan RZADZINSKI** CAN
TWR Techeetah Jaguar I-PACE eTROPHY

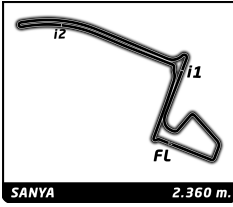
1	1:29.288	29.055	33.226	27.007	26.6	1:37.352
2	1:28.427	28.914	32.956	26.557	96.1	3:05.779

24 **Ahmed BIN-KHANEN** SAU
Saudi Racing Jaguar I-PACE eTROPHY

1	1:30.189	29.696	33.273	27.220	26.3	2:36.217
2	1:29.637	29.232	33.617	26.788	94.8	4:05.854
3	1:29.116	29.006	33.329	26.781	95.3	5:34.970
4	1:29.142	29.016	33.130	26.996	95.3	7:04.112
5	1:28.990	29.130	33.144	26.716	95.5	8:33.102
6	1:40.210 B	29.068	33.142	38.000	84.8	10:13.312
7	4:59.895	3:56.624	35.081	28.190	28.3	15:13.206
8	1:33.516	29.398	37.524	26.594	90.9	16:46.722
9	1:29.182	29.004	33.506	26.672	95.3	18:15.904
10	1:29.091	29.079	33.388	26.624	95.4	19:44.995
11	1:28.772	29.182	32.889	26.701	95.7	21:13.767
12	1:28.890	29.023	33.128	26.739	95.6	22:42.657
13	1:28.514	29.015	32.794	26.705	96.0	24:11.171
14	1:29.213	29.047	33.113	27.053	95.2	25:40.384
15	1:28.128	28.859	32.580	26.689	96.4	27:08.512
16	1:35.195	28.962	36.943	29.290	89.2	28:43.707
17	1:28.874	29.165	32.783	26.926	95.6	30:12.581
18	1:33.678	30.789	35.232	27.657	90.7	31:46.259
19	1:31.061	29.045	32.919	29.097	93.3	33:17.320
20	1:28.721	28.938	32.704	27.079	95.8	34:46.041

99 **Simon EVANS** NZL
Team Asia New Zealand Jaguar I-PACE eTROPHY

1	1:28.221	28.704	32.854	26.663	26.9	2:05.271
2	1:27.807	28.601	32.768	26.438	96.8	3:33.078
3	1:28.082	28.716	32.870	26.496	96.5	5:01.160
4	1:27.702	28.682	32.602	26.418	96.9	6:28.862
5	1:38.238 B	30.922	35.534	31.782	86.5	8:07.100
6	9:10.060	8:05.810	32.841	31.409	15.4	17:17.159
7	1:27.886	28.637	32.700	26.549	96.7	18:45.045
8	1:28.729	28.723	32.851	27.155	95.8	20:13.774
9	1:29.434	28.914	32.605	27.915	95.0	21:43.208
10	1:27.628	28.688	32.481	26.459	97.0	23:10.836
11	1:31.556 B	28.746	32.654	30.156	92.8	24:42.392
12	2:35.397	1:36.133	32.706	26.558	54.7	27:17.789
13	1:27.467	28.595	32.444	26.428	97.1	28:45.256
14	1:30.741	30.392	33.866	26.483	93.6	30:15.997
15	1:47.086	28.683	52.069	26.334	79.3	32:03.083
16	1:27.383	28.664	32.462	26.257	97.2	33:30.466
17	1:33.091	29.180	33.356	30.555	91.3	35:03.557

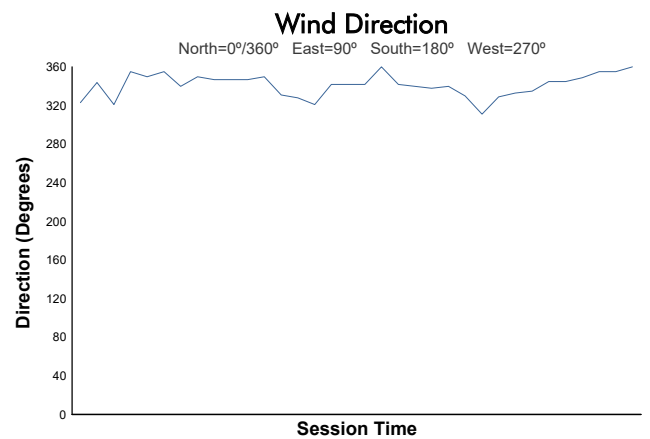
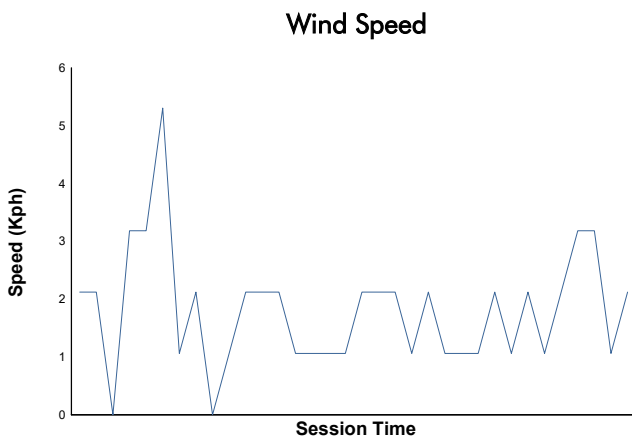
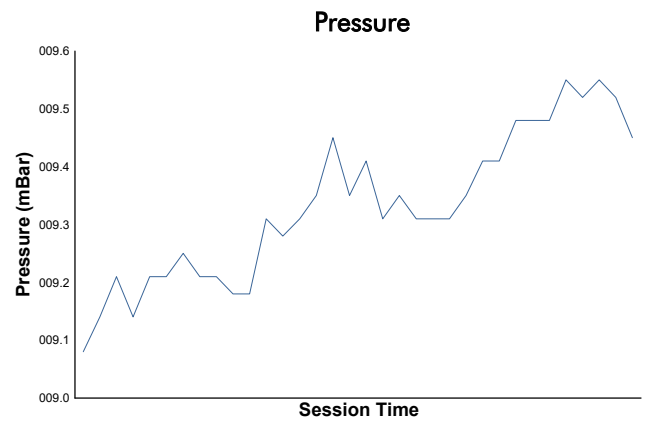
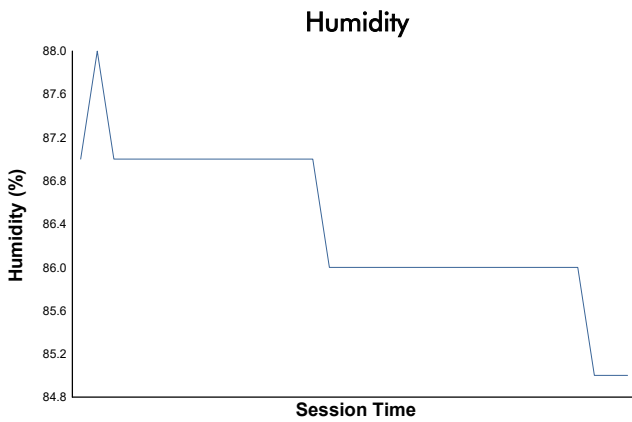
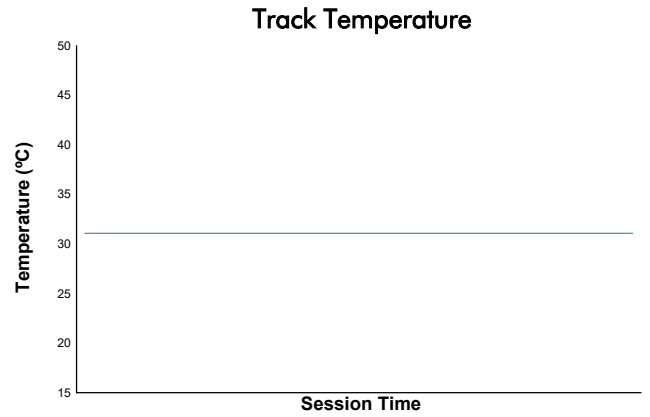
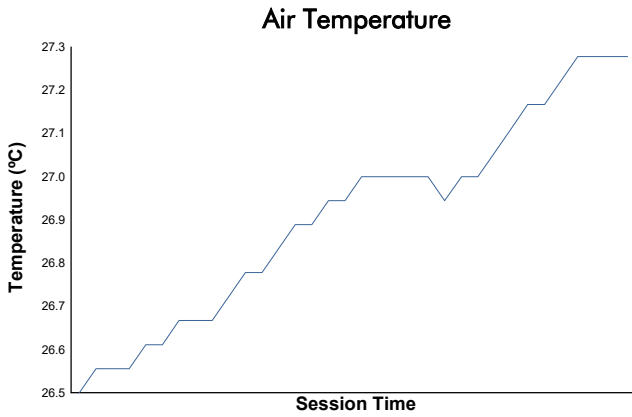


Round 4 - Sanya ePrix

Jaguar I-PACE eTROPHY Series

Qualifying

Weather Report



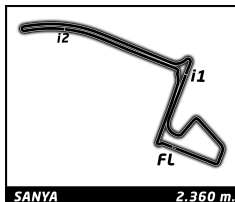
Track Status: **DRY**



OFFICIAL PARTNERS



OFFICIAL SUPPLIERS



Jaguar I-PACE eTROPHY Series

Round 4 - Sanya ePrix

Race (25' +1 Lap)

Starting Grid

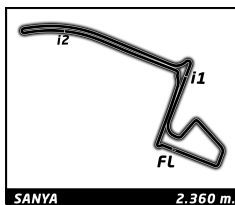
1:29.014 David CHENG	Jaguar VIP Car	1	- 6 -	9	Jaguar China Racing	1:27.871 Yaqi ZHANG
1:28.128 Ahmed BIN-KHANEN	Saudi Racing	24	- 5 -	8	Jaguar China Racing	1:28.589 Tao WANG
1:27.864 Bandar ALESAYI	Saudi Racing	12	- 4 -	3	Rahal Letterman Lanigan Racing	1:28.094 Katherine LEGGE
1:27.522 Stefan RZADZINSKI	TWR Techeetah	18	- 3 -	10	Jaguar Brazil Racing	1:27.415 Sérgio JIMENEZ
1:27.383 Simon EVANS	Team Asia New Zealand	99	- 2 -	6	Rahal Letterman Lanigan Racing	1:27.456 Bryan SELLERS
			- 1 -	0	Jaguar Brazil Racing	1:27.373 Cacá BUENO

↓
Pole

Car 10 - Drop of 2 grid positions - Causing a collision - Stewards' Decision No. 7 (R03 Hong Kong ePrix)
 Car 9 - Drop of 3 grid positions - Causing a collision - Stewards' Decision No. 8 (R03 Hong Kong ePrix)
 Car 9 - Drop of 2 grid positions - Hindered Car #12 in Qualifying - Stewards' Decision No. 2
 Car 7 - Withdrawn

Published at:

Stewards:			Timekeeper:
François DUMONT	Wang HEPING	Zheng HONGHAI	Lleó BATLLES



Jaguar I-PACE eTROPHY Series

Round 4 - Sanya ePrix

Race (25' + 1 Lap)

Final Classification

No	Driver	Nat	Team	Car	Cl.	Laps	Total Time	Gap	Kph	Best Lap		
										Lap	Time	Kph
1	0 Cacá BUENO	BRA	Jaguar Brazil Racing	Jaguar I-PACE eTROPHY	PRO	12	27:57.386	-	62.2	4	1:28.574	95.9
2	99 Simon EVANS	NZL	Team Asia New Zealand	Jaguar I-PACE eTROPHY	PRO	12	27:58.962	+1.576	62.1	4	1:28.575	95.9
3	18 Stefan RZADZINSKI	CAN	TWR Techeetah	Jaguar I-PACE eTROPHY	PRO	12	28:03.641	+6.255	62.0	4	1:28.592	95.9
4	10 Sérgio JIMENEZ	BRA	Jaguar Brazil Racing	Jaguar I-PACE eTROPHY	PRO	12	28:04.276	+6.890	61.9	2	1:28.749	95.7
5	3 Katherine LEGGE	GBR	Rahal Letterman Lanigan Racing	Jaguar I-PACE eTROPHY	PRO	12	28:04.372	+6.986	61.9	5	1:28.934	95.5
6	12 Bandar ALESAYI	SAU	Saudi Racing	Jaguar I-PACE eTROPHY	PRO-AM	12	28:05.364	+7.978	61.9	2	1:29.124	95.3
7	1 David CHENG	CHN	Jaguar VIP Car	Jaguar I-PACE eTROPHY	GUEST	12	28:15.633	+18.247	61.5	4	1:30.157	94.2
8	24 Ahmed BIN-KHANEN	SAU	Saudi Racing	Jaguar I-PACE eTROPHY	PRO-AM	12	28:17.765	+20.379	61.4	5	1:29.533	94.9
9	9 Yaqi ZHANG	CHN	Jaguar China Racing	Jaguar I-PACE eTROPHY	PRO-AM	12	28:23.674	+26.288	61.2	12	1:29.078	95.4
Not classified												
8	Tao WANG	CHN	Jaguar China Racing	Jaguar I-PACE eTROPHY	PRO-AM	4	6:31.444			3	1:29.521	94.9
Disqualified												
6	Bryan SELLERS	USA	Rahal Letterman Lanigan Racing	Jaguar I-PACE eTROPHY	PRO	12	28:00.207			5	1:28.357	96.2

Pole Position:

Cacá BUENO **1:27.373** 97.2 Kph

Fastest Lap:

Lap5 Bryan SELLERS **1:28.357** 96.2 Kph

Car 9 - Drive through penalty converted into a 16 seconds penalty - Stewards' Decision No. 3

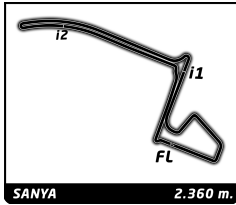
Car 10 - 1 second time penalty added - Stewards' Decision No. 5

Car 6 - Disqualified - Technical Infringement - Stewards' Decision No. 6

Published at:

Track Status: **DRY**

Stewards: François DUMONT Wang HEPING Zheng HONGHAI			Timekeeper: Lleó BATLLES
---	--	--	------------------------------------



Jaguar I-PACE eTROPHY Series

Round 4 - Sanya ePrix

Race

Final Classification by Class

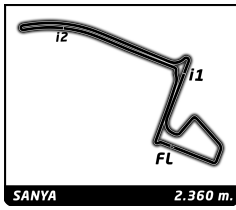
No	Driver	Nat	Team	Car	Laps	Total Time	Gap	Kph	Best Lap		
									Lap	Time	Kph
GUEST											
1	1 David CHENG	CHN	Jaguar VIP Car	Jaguar I-PACE eTROPHY	12	28:15.633		61.5	4	1:30.157	94.2
PRO											
1	0 Cacá BUENO	BRA	Jaguar Brazil Racing	Jaguar I-PACE eTROPHY	12	27:57.386		62.2	4	1:28.574	95.9
2	99 Simon EVANS	NZL	Team Asia New Zealand	Jaguar I-PACE eTROPHY	12	27:58.962	+1.576	62.1	4	1:28.575	95.9
3	18 Stefan RZADZINSKI	CAN	TWR Techeetah	Jaguar I-PACE eTROPHY	12	28:03.641	+6.255	62.0	4	1:28.592	95.9
4	10 Sérgio JIMENEZ	BRA	Jaguar Brazil Racing	Jaguar I-PACE eTROPHY	12	28:04.276	+6.890	61.9	2	1:28.749	95.7
5	3 Katherine LEGGE	GBR	Rahal Letterman Lanigan Racing	Jaguar I-PACE eTROPHY	12	28:04.372	+6.986	61.9	5	1:28.934	95.5
Disqualified											
6	Bryan SELLERS	USA	Rahal Letterman Lanigan Racing	Jaguar I-PACE eTROPHY	12	28:00.207	+2.821		5	1:28.357	96.2
PRO-AM											
1	12 Bandar ALESAYI	SAU	Saudi Racing	Jaguar I-PACE eTROPHY	12	28:05.364		61.9	2	1:29.124	95.3
2	24 Ahmed BIN-KHANEN	SAU	Saudi Racing	Jaguar I-PACE eTROPHY	12	28:17.765	+12.401	61.4	5	1:29.533	94.9
3	9 Yaqi ZHANG	CHN	Jaguar China Racing	Jaguar I-PACE eTROPHY	12	28:23.674	+18.310	61.2	12	1:29.078	95.4
Not classified											
8	Tao WANG	CHN	Jaguar China Racing	Jaguar I-PACE eTROPHY	4	6:31.444	8 Laps		3	1:29.521	94.9

Car 9 - Drive through penalty converted into a 16 seconds penalty - Stewards' Decision No. 3
 Car 10 - 1 second time penalty added - Stewards' Decision No. 5
 Car 6 - Disqualified - Technical Infringement - Stewards' Decision No. 6

Track Status: **DRY**

Published at:

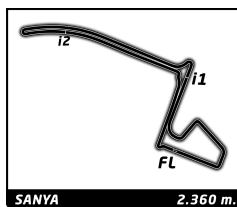
Stewards: François DUMONT Wang HEPING Zheng HONGHAI			Timekeeper: Lleó BATLLES
---	--	--	------------------------------------



Jaguar I-PACE eTROPHY Series
Round 4 - Sanya ePrix
Race

Lap Chart

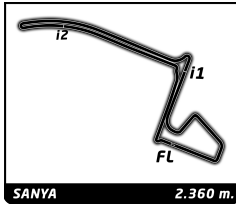
No	Pos	Grid	Lap												
			0	1	2	3	4	5	6	7	8	9	10	11	12
0	1	0	0	0	0	0	0	0	0	0	0	0	0	0	0
99	2	99	99	99	99	99	99	99	99	99	99	99	99	99	99
6	3	6	6	6	6	6	6	6	6	6	6	6	6	6	6
18	4	18	18	18	18	18	18	18	18	10	10	10	10	10	10
10	5	10	10	10	10	10	10	10	10	10	18	18	18	18	18
12	6	12	12	12	12	3	3	3	3	3	3	3	3	3	3
3	7	3	3	3	3	12	12	12	12	12	12	12	12	12	12
24	8	24	24	24	24	24	24	24	24	24	9	9	9	9	9
8	9	8	8	8	8	9	9	9	9	9	24	24	1	1	1
1	10	1	9	9	9	9	8	1	1	1	1	1	24	24	24
9	11	9	1	1	1	1	1	1	1	1	1	1	1	1	1



Jaguar I-PACE eTROPHY Series
Round 4 - Sanya ePrix
Race

Best Sector Times

Sector 1			Sector 2			Sector 3			Ideal Lap	Best Lap					
Pos	No	Driver	Time	No	Driver	Time	No	Driver							
1	10	S.JIMENEZ	29.069	0	C.BUENO	32.659	18	S.RZADZINSKI	26.419	1	6	B.SELLERS	1:28.291	1:28.357	(1)
2	99	S.EVANS	29.099	6	B.SELLERS	32.671	3	K.LEGGE	26.505	2	3	K.LEGGE	1:28.349	1:28.934	(6)
3	6	B.SELLERS	29.112	3	K.LEGGE	32.704	6	B.SELLERS	26.508	3	0	C.BUENO	1:28.437	1:28.574	(2)
4	3	K.LEGGE	29.140	1	D.CHENG	32.795	99	S.EVANS	26.601	4	18	S.RZADZINSKI	1:28.522	1:28.592	(4)
5	0	C.BUENO	29.149	99	S.EVANS	32.822	0	C.BUENO	26.629	5	99	S.EVANS	1:28.522	1:28.575	(3)
6	18	S.RZADZINSKI	29.241	10	S.JIMENEZ	32.825	9	Y.ZHANG	26.669	6	10	S.JIMENEZ	1:28.580	1:28.749	(5)
7	12	B.ALESAYI	29.242	18	S.RZADZINSKI	32.862	10	S.JIMENEZ	26.686	7	9	Y.ZHANG	1:28.854	1:29.078	(7)
8	24	A.BIN-KHANEN	29.266	9	Y.ZHANG	32.902	24	A.BIN-KHANEN	26.747	8	12	B.ALESAYI	1:29.011	1:29.124	(8)
9	9	Y.ZHANG	29.283	24	A.BIN-KHANEN	33.001	12	B.ALESAYI	26.752	9	24	A.BIN-KHANEN	1:29.014	1:29.533	(10)
10	8	T.WANG	29.427	12	B.ALESAYI	33.017	8	T.WANG	26.803	10	8	T.WANG	1:29.484	1:29.521	(9)
11	1	D.CHENG	29.935	8	T.WANG	33.254	1	D.CHENG	27.130	11	1	D.CHENG	1:29.860	1:30.157	(11)



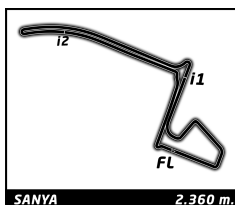
Jaguar I-PACE eTROPHY Series

Round 4 - Sanya ePrix

Race

Fastest Lap Sequence

Elapsed	No	Driver	Team	Car	Class	Time	Kph	Lap
1:53.121	0	Cacá BUENO	Jaguar Brazil Racing	Jaguar I-PACE eTROPHY	PRO	1:28.978	95.5	2
3:24.738	18	Stefan RZADZINSKI	TWR Techeetah	Jaguar I-PACE eTROPHY	PRO	1:28.964	95.5	3
3:25.521	10	Sérgio JIMENEZ	Jaguar Brazil Racing	Jaguar I-PACE eTROPHY	PRO	1:28.749	95.7	3
4:52.147	99	Simon EVANS	Team Asia New Zealand	Jaguar I-PACE eTROPHY	PRO	1:28.657	95.8	4
6:19.477	0	Cacá BUENO	Jaguar Brazil Racing	Jaguar I-PACE eTROPHY	PRO	1:28.574	95.9	5
7:50.314	6	Bryan SELLERS	Rahal Letterman Lanigan Racing	Jaguar I-PACE eTROPHY	PRO	1:28.357	96.2	6



Jaguar I-PACE eTROPHY Series

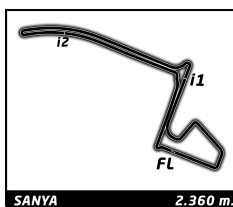
Round 4 - Sanya ePrix

Race

Analysis by lap

Lapped

No	Lap Time	Gap	No	Lap Time	Gap	No	Lap Time	Gap	No	Lap Time	Gap	No	Lap Time	Gap
Lap 0														
0	24.143	0.000	99	1:28.575	1.245	24	1:29.750	5.669						
99	25.099	0.956	6	1:28.757	2.480	9	1:29.698	6.072						
6	25.608	1.465	18	1:28.592	2.917	1	1:30.619	7.867						
18	26.127	1.984	10	1:28.868	4.150	Lap 9								
10	26.741	2.598	3	1:29.147	6.537	0	1:28.801							
12	27.476	3.333	12	1:30.507	7.262	99	1:29.175	1.601						
3	28.103	3.960	24	1:31.607	10.592	6	1:29.242	2.162						
24	28.767	4.624	9	1:30.936	11.396	10	1:30.132	4.092						
8	29.237	5.094	8	1:32.450	11.967	18	1:29.903	4.360						
9	29.809	5.666	1	1:30.157	22.260	3	1:29.734	4.842						
1	31.995	7.852	Lap 5									12	1:29.657	5.644
Lap 1														
0	1:28.978		0	1:28.804		9	1:30.990	8.261						
99	1:29.395	1.373	99	1:28.781	1.222	24	1:32.639	9.507						
6	1:29.388	1.875	6	1:28.357	2.033	1	1:30.804	9.870						
18	1:29.647	2.653	18	1:28.803	2.916	Lap 10								
10	1:30.031	3.651	10	1:28.868	4.214	0	1:28.746							
12	1:29.888	4.243	3	1:28.934	6.667	99	1:28.639	1.494						
3	1:29.812	4.794	12	1:29.343	7.801	6	1:29.028	2.444						
24	1:30.370	6.016	24	1:29.533	11.321	10	1:29.473	4.819						
8	1:30.462	6.578	9	1:29.143	11.735	18	1:29.604	5.218						
9	1:30.479	7.167	1	1:30.381	23.837	3	1:29.879	5.975						
1	1:38.668	17.542	Lap 6									12	1:29.841	6.739
Lap 2														
0	1:29.027		0	1:44.513		9	1:29.636	9.151						
99	1:28.996	1.342	99	1:45.364	2.073	24	1:32.009	12.770						
6	1:29.322	2.170	6	1:46.675	4.195	1	1:32.162	13.286						
18	1:28.964	2.590	18	1:47.870	6.273	Lap 11								
10	1:28.749	3.373	10	1:48.776	8.477	0	1:28.779							
12	1:29.124	4.340	3	1:48.121	10.275	99	1:28.870	1.585						
3	1:29.175	4.942	12	1:49.373	12.661	6	1:28.888	2.553						
24	1:29.675	6.664	24	1:47.527	14.335	10	1:29.359	5.399						
8	1:29.774	7.325	9	1:48.912	16.134	18	1:29.276	5.715						
9	1:29.798	7.938	1	2:06.601	45.925	3	1:29.205	6.401						
1	1:30.473	18.988	Lap 7									12	1:29.398	7.358
Lap 3														
0	1:28.755		0	11:00.634		9	1:29.821	10.193						
99	1:28.657	1.244	99	10:59.537	0.976	1	1:32.195	16.702						
6	1:28.882	2.297	6	10:57.796	1.357	24	1:32.887	16.878						
18	1:29.064	2.899	18	10:56.119	1.758	Lap 12								
10	1:29.238	3.856	10	10:54.467	2.310	0	1:28.983							
12	1:29.744	5.329	3	10:53.313	2.954	99	1:28.974	1.576						
3	1:29.777	5.964	12	10:51.730	3.757	6	1:29.251	2.821						
24	1:29.650	7.559	24	10:50.867	4.568	10	1:29.474	5.890						
8	1:29.521	8.091	9	10:49.523	5.023	18	1:29.523	6.255						
9	1:29.851	9.034	1	10:20.606	5.897	3	1:29.568	6.986						
1	1:30.444	20.677	Lap 8									12	1:29.603	7.978
Lap 4														
0	1:28.574		0	1:28.649		9	1:29.078	10.288						
			99	1:28.900	1.227	1	1:30.528	18.247						
			6	1:29.013	1.721	24	1:32.484	20.379						
			10	1:29.100	2.761	Lap 13								
			18	1:30.149	3.258	Lap 14								
			3	1:29.604	3.909	Lap 15								
			12	1:29.680	4.788	Lap 16								



Jaguar I-PACE eTROPHY Series

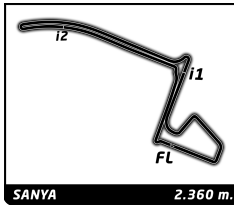
Round 4 - Sanya ePrix

Race

Sector Analysis

■ Personal Best ■ Session Best B Crossing the finish line in the pit lane

Lap	Time	Sector 1	Sector 2	Sector 3	Kph	Elapsed	Lap	Time	Sector 1	Sector 2	Sector 3	Kph	Elapsed	
0	Cacá BUENO BRA							6	1:46.675 B	29.147	32.992	44.536	79.6	9:36.989
	Jaguar Brazil Racing Jaguar I-PACE eTROPHY							7	10:57.796	9:42.295	44.560	30.941	12.9	20:34.785
0	24.143				98.3	24.143	8	1:29.013	29.256	33.043	26.714	95.4	22:03.798	
1	1:28.978	29.224	32.876	26.878	95.5	1:53.121	9	1:29.242	29.262	33.337	26.643	95.2	23:33.040	
2	1:29.027	29.238	32.969	26.820	95.4	3:22.148	10	1:29.028	29.300	32.957	26.771	95.4	25:02.068	
3	1:28.755	29.252	32.796	26.707	95.7	4:50.903	11	1:28.888	29.260	32.957	26.671	95.6	26:30.956	
4	1:28.574	29.268	32.659	26.647	95.9	6:19.477	12	1:29.251	29.216	32.980	27.055	95.2	28:00.207	
5	1:28.804	29.316	32.838	26.650	95.7	7:48.281								
6	1:44.513 B	29.274	32.788	42.451	81.3	9:32.794								
7	11:00.634	9:44.923	45.298	30.413	12.9	20:33.428								
8	1:28.649	29.149	32.804	26.696	95.8	22:02.077								
9	1:28.801	29.266	32.833	26.702	95.7	23:30.878								
10	1:28.746	29.350	32.743	26.653	95.7	24:59.624								
11	1:28.779	29.373	32.777	26.629	95.7	26:28.403								
12	1:28.983	29.439	32.788	26.756	95.5	27:57.386								
1	David CHENG CHN							8	Tao WANG CHN					
	Jaguar VIP Car Jaguar I-PACE eTROPHY								Jaguar China Racing Jaguar I-PACE eTROPHY					
0	31.995 B				74.1	31.995	0	29.237				81.1	29.237	
1	1:38.668	37.795	33.293	27.580	86.1	2:10.663	1	1:30.462	29.654	33.810	26.998	93.9	1:59.699	
2	1:30.473	30.128	33.205	27.140	93.9	3:41.136	2	1:29.774	29.427	33.412	26.935	94.6	3:29.473	
3	1:30.444	30.070	33.057	27.317	93.9	5:11.580	3	1:29.521	29.464	33.254	26.803	94.9	4:58.994	
4	1:30.157	29.951	33.076	27.130	94.2	6:41.737	4	1:32.450	29.570	33.867	29.013	91.9	6:31.444	
5	1:30.381	29.935	33.239	27.207	94.0	8:12.118								
6	2:06.601 B	30.038	38.990	57.573	67.1	10:18.719								
7	10:20.606	9:07.130	44.388	29.088	13.7	20:39.325								
8	1:30.619	30.384	33.093	27.142	93.8	22:09.944								
9	1:30.804	30.136	33.221	27.447	93.6	23:40.748								
10	1:32.162	30.596	34.180	27.386	92.2	25:12.910								
11	1:32.195	30.207	33.899	28.089	92.2	26:45.105								
12	1:30.528	30.396	32.795	27.337	93.8	28:15.633								
3	Katherine LEGGE GBR							9	Yaqi ZHANG CHN					
	Rahal Letterman Lanigan Racing Jaguar I-PACE eTROPHY								Jaguar China Racing Jaguar I-PACE eTROPHY					
0	28.103				84.4	28.103	0	29.809				79.6	29.809	
1	1:29.812	29.140	33.871	26.801	94.6	1:57.915	1	1:30.479	29.518	34.040	26.921	93.9	2:00.288	
2	1:29.175	29.249	33.372	26.554	95.3	3:27.090	2	1:29.798	29.348	33.690	26.760	94.6	3:30.086	
3	1:29.777	29.385	32.978	27.414	94.6	4:56.867	3	1:29.851	29.316	33.753	26.782	94.6	4:59.937	
4	1:29.147	29.446	33.086	26.615	95.3	6:26.014	4	1:30.936	29.672	33.450	27.814	93.4	6:30.873	
5	1:28.934	29.616	32.766	26.552	95.5	7:54.948	5	1:29.143	29.283	33.079	26.781	95.3	8:00.016	
6	1:48.121 B	29.509	32.704	45.908	78.6	9:43.069	6	1:48.912 B	29.404	33.424	46.084	78.0	9:48.928	
7	10:53.313	9:38.990	43.932	30.391	13.0	20:36.382	7	10:49.523	9:35.589	44.523	29.411	13.1	20:38.451	
8	1:29.604	29.524	33.375	26.705	94.8	22:05.986	8	1:29.698	29.450	33.579	26.669	94.7	22:08.149	
9	1:29.734	29.470	33.759	26.505	94.7	23:35.720	9	1:30.990	29.465	33.734	27.791	93.4	23:39.139	
10	1:29.879	29.725	33.589	26.565	94.5	25:05.599	10	1:29.636	29.853	33.063	26.720	94.8	25:08.775	
11	1:29.205	29.447	33.230	26.528	95.2	26:34.804	11	1:29.821	29.441	33.141	27.239	94.6	26:38.596	
12	1:29.568	29.484	33.364	26.720	94.9	28:04.372	12	1:29.078	29.494	32.902	26.682	95.4	28:07.674	
6	Bryan SELLERS USA							10	Sérgio JIMENEZ BRA					
	Rahal Letterman Lanigan Racing Jaguar I-PACE eTROPHY								Jaguar Brazil Racing Jaguar I-PACE eTROPHY					
0	25.608				92.6	25.608	0	26.741				88.7	26.741	
1	1:29.388	29.112	33.467	26.809	95.0	1:54.996	1	1:30.031	29.409	33.267	27.355	94.4	1:56.772	
2	1:29.322	29.166	33.139	27.017	95.1	3:24.318	2	1:28.749	29.069	32.914	26.766	95.7	3:25.521	
3	1:28.882	29.283	32.958	26.641	95.6	4:53.200	3	1:29.238	29.621	32.825	26.792	95.2	4:54.759	
4	1:28.757	29.197	32.870	26.690	95.7	6:21.957	4	1:28.868	29.170	32.947	26.751	95.6	6:23.627	
5	1:28.357	29.178	32.671	26.508	96.2	7:50.314	5	1:28.868	29.324	32.858	26.686	95.6	7:52.495	
							6	1:48.776 B	29.115	32.978	46.683	78.1	9:41.271	
							7	10:54.467	9:39.663	43.956	30.848	13.0	20:35.738	
							8	1:29.100	29.135	33.201	26.764	95.4	22:04.838	
							9	1:30.132	29.480	33.812	26.840	94.3	23:34.970	
							10	1:29.473	29.655	33.092	26.726	95.0	25:04.443	
							11	1:29.359	29.484	32.956	26.919	95.1	26:33.802	
							12	1:29.474	29.699	32.911	26.864	95.0	28:03.276	
12	Bandar ALESAYI SAU							12	Bandar ALESAYI SAU					
	Rahal Letterman Lanigan Racing Jaguar I-PACE eTROPHY								Saudi Racing Jaguar I-PACE eTROPHY					
0	27.476				86.3	27.476	0	27.476				86.3	27.476	
1	1:29.888	29.242	33.662	26.984	94.5	1:57.364	1	1:29.888	29.242	33.662	26.984	94.5	1:57.364	
2	1:29.124	29.248	33.092	26.784	95.3	3:26.488	2	1:29.124	29.248	33.092	26.784	95.3	3:26.488	
3	1:29.744	29.317	33.119	27.308	94.7	4:56.232	3	1:29.744	29.317	33.119	27.308	94.7	4:56.232	
4	1:30.507	29.388	34.122	26.997	93.9	6:26.739	4	1:30.507	29.388	34.122	26.997	93.9	6:26.739	
5	1:29.343	29.399	33.017	26.927	95.1	7:56.082	5	1:29.343	29.399	33.017	26.927	95.1	7:56.082	
6	1:49.373 B	29.358	33.034	46.981	77.7	9:45.455	6	1:49.373 B	29.358	33.034	46.981	77.7	9:45.455	



Jaguar I-PACE eTROPHY Series

Round 4 - Sanya ePrix

Race

Sector Analysis

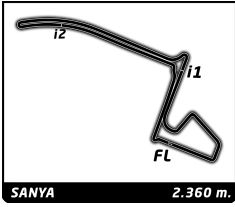
■ Personal Best ■ Session Best B Crossing the finish line in the pit lane

Lap	Time	Sector 1	Sector 2	Sector 3	Kph	Elapsed	Lap	Time	Sector 1	Sector 2	Sector 3	Kph	Elapsed
7	10:51.730	9:37.619	44.536	29.575	13.0	20:37.185							
8	1:29.680	29.320	33.455	26.905	94.7	22:06.865							
9	1:29.657	29.271	33.634	26.752	94.8	23:36.522							
10	1:29.841	29.604	33.314	26.923	94.6	25:06.363							
11	1:29.398	29.393	33.229	26.776	95.0	26:35.761							
12	1:29.603	29.416	33.235	26.952	94.8	28:05.364							

18		Stefan RZADZINSKI		CAN		
		TWR Techeetah		Jaguar I-PACE eTROPHY		
0	26.127			90.8	26.127	
1	1:29.647	29.271	33.341	27.035	94.8	1:55.774
2	1:28.964	29.251	33.022	26.691	95.5	3:24.738
3	1:29.064	29.259	33.214	26.591	95.4	4:53.802
4	1:28.592	29.283	32.890	26.419	95.9	6:22.394
5	1:28.803	29.287	32.862	26.654	95.7	7:51.197
6	1:47.870 B	29.241	33.161	45.468	78.8	9:39.067
7	10:56.119	9:41.327	43.930	30.862	12.9	20:35.186
8	1:30.149	29.333	34.064	26.752	94.2	22:05.335
9	1:29.903	29.406	33.706	26.791	94.5	23:35.238
10	1:29.604	29.897	33.091	26.616	94.8	25:04.842
11	1:29.276	29.487	33.063	26.726	95.2	26:34.118
12	1:29.523	29.767	33.055	26.701	94.9	28:03.641

24		Ahmed BIN-KHANEN		SAU		
		Saudi Racing		Jaguar I-PACE eTROPHY		
0	28.767			82.5	28.767	
1	1:30.370	29.561	33.560	27.249	94.0	1:59.137
2	1:29.675	29.551	33.299	26.825	94.7	3:28.812
3	1:29.650	29.500	33.115	27.035	94.8	4:58.462
4	1:31.607	29.571	34.363	27.673	92.7	6:30.069
5	1:29.533	29.266	33.249	27.018	94.9	7:59.602
6	1:47.527 B	29.384	33.001	45.142	79.0	9:47.129
7	10:50.867	9:36.864	44.451	29.552	13.1	20:37.996
8	1:29.750	29.349	33.654	26.747	94.7	22:07.746
9	1:32.639	29.458	33.436	29.745	91.7	23:40.385
10	1:32.009	30.563	33.643	27.803	92.3	25:12.394
11	1:32.887	30.320	33.763	28.804	91.5	26:45.281
12	1:32.484	30.872	33.614	27.998	91.9	28:17.765

99		Simon EVANS		NZL		
		Team Asia New Zealand		Jaguar I-PACE eTROPHY		
0	25.099			94.5	25.099	
1	1:29.395	29.224	33.259	26.912	95.0	1:54.494
2	1:28.996	29.232	32.932	26.832	95.5	3:23.490
3	1:28.657	29.148	32.905	26.604	95.8	4:52.147
4	1:28.575	29.126	32.846	26.603	95.9	6:20.722
5	1:28.781	29.121	32.966	26.694	95.7	7:49.503
6	1:45.364 B	29.099	32.822	43.443	80.6	9:34.867
7	10:59.537	9:43.781	44.817	30.939	12.9	20:34.404
8	1:28.900	29.137	32.964	26.799	95.6	22:03.304
9	1:29.175	29.455	33.110	26.610	95.3	23:32.479
10	1:28.639	29.191	32.847	26.601	95.8	25:01.118
11	1:28.870	29.268	32.914	26.688	95.6	26:29.988
12	1:28.974	29.263	32.966	26.745	95.5	27:58.962



Round 4 - Sanya ePrix
Jaguar I-PACE eTROPHY Series
Race

Weather Report

