

ABB FIA Formula E Championship
Round 7 - Rome ePrix
Free Practice 1

Analysis

Official Timekeeper TAGHeuer

■ 250KW ■ 225KW ■ Personal Best ■ Session Best B Crossing the finish line in pit lane

Lap	Time	Sector 1	Sector 2	Sector 3	Kph	Elapsed	Lap	Time	Sector 1	Sector 2	Sector 3	Kph	Elapsed	
2	Sam BIRD GBR							7	2:02.570	30.253	28.925	1:03.392	84.3	12:40.880
	Envision Virgin Racing Audi e-tron FE05							8	1:35.727	30.926	28.652	36.149	107.9	14:16.607
1	2:24.457	1:11.239	32.398	40.820	23.7	2:24.457	9	1:34.739	30.564	28.421	35.754	109.1	15:51.346	
2	1:37.999	32.099	29.588	36.312	105.4	4:02.456	10	8:45.925 B	30.978	28.728	7:46.219	19.6	24:37.271	
3	2:09.890	35.468	29.994	36.428	79.5	6:12.346	11	1:44.367	33.374	31.278	39.715	99.0	26:21.638	
4	1:34.161	30.193	28.637	35.331	109.7	7:46.507	12	1:32.411	29.700	27.977	34.734	111.8	27:54.049	
5	1:33.625	29.988	28.438	35.199	110.4	9:20.132	13	1:42.666	30.783	30.683	41.200	100.6	29:36.715	
6	1:33.475	30.026	28.344	35.105	110.5	10:53.607	14	10:43.144 B	28.932	29.378	9:44.834	16.1	40:19.859	
7	1:42.423	29.734	28.148	44.541	100.9	12:36.030	15	1:54.652	35.071	35.417	44.164	90.1	42:14.511	
8	1:33.389	30.062	28.118	35.209	110.6	14:09.419	16	1:49.281	31.430	29.480	48.371	94.5	44:03.792	
9	1:36.790	30.662	29.430	36.698	106.7	15:46.209	17	1:30.338	28.834	27.146	34.358	114.4	45:34.130	
10	7:36.631 B	39.542	28.916	6:28.173	22.6	23:22.840								
11	1:37.579	29.714	29.852	38.013	105.9	25:00.419								
12	1:31.880	29.382	27.931	34.567	112.5	26:32.299								
13	1:49.728	34.891	33.028	41.809	94.2	28:22.027								
14	1:30.763	29.009	27.318	34.436	113.8	29:52.790								
15	7:01.842 B	32.695	29.299	5:59.848	24.5	36:54.632								
16	1:35.011	29.311	29.427	36.273	108.7	38:29.643								
17	2:50.640 B	30.886	28.951	1:50.803	60.5	41:20.283								
18	1:35.716	29.289	29.755	36.672	107.9	42:55.999								
19	1:30.004	28.770	27.107	34.127	114.8	44:26.003								
20	1:46.121	32.423	32.279	41.419	97.4	46:12.124								
3	Alexander LYNN GBR													
	Panasonic Jaguar Racing Jaguar I-Type III													
1	2:41.970	1:24.275	35.374	42.321	21.1	2:41.970								
2	1:40.892	33.049	30.195	37.648	102.4	4:22.862								
3	2:11.279	1:02.082	31.256	37.941	78.7	6:34.141								
4	1:37.341	31.014	29.515	36.812	106.1	8:11.482								
5	1:36.214	30.808	29.085	36.321	107.4	9:47.696								
6	1:40.214	30.504	28.767	40.943	103.1	11:27.910								
7	1:36.069	30.794	29.059	36.216	107.5	13:03.979								
8	1:50.642	36.126	32.440	42.076	93.4	14:54.621								
9	1:34.864	30.553	28.543	35.768	108.9	16:29.485								
10	1:33.826	29.995	28.521	35.310	110.1	18:03.311								
11	1:54.944	35.495	35.885	43.564	89.9	19:58.255								
12	1:33.447	30.133	28.218	35.096	110.6	21:31.702								
13	6:08.496 B	32.933	28.494	5:07.069	28.0	27:40.198								
14	1:50.126	37.021	32.809	40.296	93.8	29:30.324								
15	1:37.014	31.109	29.126	36.779	106.5	31:07.338								
16	1:31.788	29.402	27.697	34.689	112.6	32:39.126								
17	5:24.165 B	32.227	30.937	4:21.001	31.9	38:03.291								
18	1:43.050	32.266	31.584	39.200	100.3	39:46.341								
19	1:38.803	31.449	29.554	37.800	104.6	41:25.144								
20	1:31.479	29.433	27.324	34.722	112.9	42:56.623								
21	1:48.941	38.792	31.823	38.326	94.8	44:45.564								
22	1:33.615	29.932	28.229	35.454	110.4	46:19.179								
5	Stoffel VANDORNE BEL													
	HWA RACELAB Venturi VFE05													
1	3:15.007	2:03.417	32.798	38.792	17.5	3:15.007								
2	2:01.933	31.349	29.440	1:01.144	84.7	5:16.940								
3	1:39.884	34.282	29.168	36.434	103.4	6:56.824								
4	1:35.126	30.529	28.788	35.809	108.6	8:31.950								
5	1:34.703	30.407	28.746	35.550	109.1	10:06.653								
6	1:35.157	30.502	28.919	35.736	108.6	11:41.810								
7	1:34.711	30.485	28.759	35.467	109.1	13:16.521								
8	1:35.026	30.683	28.543	35.800	108.7	14:51.547								
9	1:34.145	30.301	28.699	35.145	109.7	16:25.692								
10	1:34.758	30.560	28.809	35.389	109.0	18:00.450								
11	19:59.785 B	43.752	47.555	...	8.6	38:00.235								
12	1:42.719	33.128	32.454	37.137	100.6	39:42.954								
13	1:31.795	29.276	27.509	35.010	112.6	41:14.749								
14	2:01.261	41.089	37.179	42.993	85.2	43:16.010								
15	1:30.560	28.964	27.181	34.415	114.1	44:46.570								
16	1:36.806	33.748	28.312	34.746	106.7	46:23.376								
6	Maximilian GÜNTHER DEU													
	GEOX DRAGON Penske EV-3													
1	2:30.650	1:15.448	33.838	41.364	22.7	2:30.650								
2	1:43.741	31.750	30.290	41.701	99.6	4:14.391								
3	2:11.207	50.199	43.924	37.084	78.7	6:25.598								
4	1:35.451	30.325	28.948	36.178	108.2	8:01.049								
5	1:34.443	30.101	28.548	35.794	109.4	9:35.492								
6	1:49.749	32.435	34.752	42.562	94.1	11:25.241								
7	1:33.989	30.011	28.354	35.624	109.9	12:59.230								
8	1:51.928	33.346	34.774	43.808	92.3	14:51.158								
9	1:33.149	29.634	28.378	35.137	110.9	16:24.307								
10	1:52.489	31.867	37.260	43.362	91.8	18:16.796								
11	8:39.902 B	30.268	29.453	7:40.181	19.9	26:56.698								
12	1:45.860	33.544	31.837	40.479	97.6	28:42.558								
13	1:31.295	29.195	27.493	34.607	113.2	30:13.853								
14	1:49.195	33.371	31.974	43.850	94.6	32:03.048								
15	6:25.829 B	29.487	28.142	5:28.200	26.8	38:28.877								
16	1:44.574	33.896	32.166	38.512	98.8	40:13.451								
17	1:31.060	28.717	27.177	35.166	113.5	41:44.511								
18	2:33.000 B	34.292	30.320	1:28.388	67.5	44:17.511								
19	1:41.774	31.199	31.716	38.859	101.5	45:59.285								
7	José Maria LOPEZ ARG													
	GEOX DRAGON Penske EV-3													
1	2:36.174	1:17.775	34.678	43.721	21.9	2:36.174								
2	1:39.747	32.525	29.399	37.823	103.6	4:15.921								

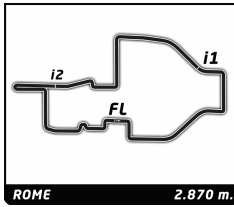


ABB FIA Formula E Championship

Round 7 - Rome ePrix

Free Practice 1

Analysis

Official Timekeeper

■ 250KW
 ■ 225KW
 ■ Personal Best
 ■ Session Best
 ■ B Crossing the finish line in pit lane

Lap	Time	Sector 1	Sector 2	Sector 3	Kph	Elapsed	Lap	Time	Sector 1	Sector 2	Sector 3	Kph	Elapsed
3	2:12.409	58.551	37.987	35.871	78.0	6:28.330	17	1:36.177	30.069	29.497	36.611	107.4	41:09.819
4	1:33.562	29.907	28.508	35.147	110.4	8:01.892	18	1:41.831	30.495	28.377	42.959	101.5	42:51.650
5	1:44.918	32.714	34.207	37.997	98.5	9:46.810	19	1:29.993	28.665	27.065	34.263	114.8	44:21.643
6	1:34.945	30.260	28.188	36.497	108.8	11:21.755	20	1:38.202	30.791	30.993	36.418	105.2	45:59.845
7	1:32.878	29.683	28.004	35.191	111.2	12:54.633							
8	1:36.452	31.341	28.948	36.163	107.1	14:31.085							
9	1:34.420	30.054	28.635	35.731	109.4	16:05.505							
10	1:44.072	34.083	33.075	36.914	99.3	17:49.577							
11	1:32.701	29.536	27.997	35.168	111.5	19:22.278							
12	8:42.110 B	32.733	31.731	7:37.646	19.8	28:04.388							
13	1:46.814	34.523	32.116	40.175	96.7	29:51.202							
14	1:39.764	32.318	29.624	37.822	103.6	31:30.966							
15	1:31.411	29.163	27.467	34.781	113.0	33:02.377							
16	6:50.710 B	32.217	29.282	5:49.211	25.2	39:53.087							
17	1:39.813	31.054	30.095	38.664	103.5	41:32.900							
18	1:30.520	28.827	27.090	34.603	114.1	43:03.420							

8 Tom DILLMANN		FRA				
NIO Formula E Team		NIO Sport 004				
1	2:46.232	1:27.488	34.576	44.168	20.6	2:46.232
2	1:41.339	32.999	30.076	38.264	102.0	4:27.571
3	2:11.620	1:02.742	30.285	38.593	78.5	6:39.191
4	1:38.620	31.846	29.473	37.301	104.8	8:17.811
5	1:37.559	31.274	29.365	36.920	105.9	9:55.370
6	1:38.884	30.846	30.137	37.901	104.5	11:34.254
7	2:01.630	38.236	38.299	45.095	84.9	13:35.884
8	1:34.171	30.406	28.517	35.248	109.7	15:10.055
9	1:33.740	30.067	28.380	35.293	110.2	16:43.795
10	1:33.541	30.061	28.298	35.182	110.5	18:17.336
11	2:11.909	37.737	39.051	55.121	78.3	20:29.245
12	1:33.519	30.011	28.242	35.266	110.5	22:02.764
13	1:33.160	29.816	28.067	35.277	110.9	23:35.924
14	11:55.236 B	32.017	29.203	...	14.4	35:31.160
15	1:50.741	32.704	33.492	44.545	93.3	37:21.901
16	1:49.955	34.821	33.207	41.927	94.0	39:11.856
17	1:32.403	29.618	27.606	35.179	111.8	40:44.259
18	1:59.981	34.975	35.760	49.246	86.1	42:44.240
19	1:30.817	29.143	27.278	34.396	113.8	44:15.057

11 Lucas DI GRASSI		BRA				
Audi Sport Abt Schaeffler Formula E Te		Audi e-tron FE05				
1	2:11.757	43.840	34.700	53.217	26.0	2:11.757
2	1:38.457	31.730	29.872	36.855	104.9	3:50.214
3	2:12.072	30.696	50.142	51.234	78.2	6:02.286
4	1:35.359	30.403	28.913	36.043	108.3	7:37.645
5	1:35.125	30.297	28.588	36.240	108.6	9:12.770
6	1:34.401	30.186	28.515	35.700	109.4	10:47.171
7	1:37.447	30.392	28.740	38.315	106.0	12:24.618
8	1:34.370	30.115	28.636	35.619	109.5	13:58.988
9	1:33.738	29.987	28.529	35.222	110.2	15:32.726
10	1:32.907	29.743	28.014	35.150	111.2	17:05.633
11	9:10.046 B	30.775	29.813	8:09.458	18.8	26:15.679
12	1:51.239	32.977	32.135	46.127	92.9	28:06.918
13	1:31.583	29.299	27.586	34.698	112.8	29:38.501
14	1:37.661	31.944	28.736	36.981	105.8	31:16.162
15	1:32.027	29.363	27.960	34.704	112.3	32:48.189
16	6:45.453 B	30.940	30.459	5:44.054	25.5	39:33.642

16 Oliver TURVEY		GBR				
NIO Formula E Team		NIO Sport 004				
1	3:09.219	1:49.027	36.159	44.033	18.1	3:09.219
2	1:58.122	32.771	30.719	54.632	87.5	5:07.341
3	1:56.139	42.005	32.820	41.314	89.0	7:03.480
4	1:35.834	30.410	28.983	36.441	107.8	8:39.314
5	1:34.755	30.284	28.678	35.793	109.0	10:14.069
6	1:34.480	30.136	28.619	35.725	109.4	11:48.549
7	1:42.923	30.294	31.082	41.547	100.4	13:31.472
8	1:34.326	30.042	28.595	35.689	109.5	15:05.798
9	1:41.455	32.401	31.147	37.907	101.8	16:47.253
10	1:37.763	31.070	29.457	37.236	105.7	18:25.016
11	1:37.343	30.728	29.245	37.370	106.1	20:02.359
12	1:36.783	30.755	29.106	36.922	106.8	21:39.142
13	6:59.481 B	31.048	30.173	5:58.260	24.6	28:38.623
14	1:44.971	33.791	32.336	38.844	98.4	30:23.594
15	1:33.695	30.012	28.347	35.336	110.3	31:57.289
16	1:33.021	29.710	28.068	35.243	111.1	33:30.310
17	1:39.913	31.592	30.259	38.062	103.4	35:10.223
18	1:41.790	31.302	31.761	38.727	101.5	36:52.013
19	1:31.732	29.296	27.705	34.731	112.6	38:23.745
20	1:57.055	37.227	36.584	43.244	88.3	40:20.800
21	1:30.840	28.950	27.392	34.498	113.7	41:51.640
22	1:45.815	34.462	31.405	39.948	97.6	43:37.455
23	1:33.690	29.898	28.326	35.466	110.3	45:11.145

17 Gary PAFETT		GBR				
HWA RACELAB		Venturi VFE05				
1	3:05.465	1:44.046	38.508	42.911	18.4	3:05.465
2	1:50.772	31.984	30.115	48.673	93.3	4:56.237
3	1:57.624	50.697	29.978	36.949	87.8	6:53.861
4	1:36.497	30.971	29.317	36.209	107.1	8:30.358
5	1:38.165	31.023	30.865	36.277	105.3	10:08.523
6	1:35.751	30.661	29.008	36.082	107.9	11:44.274
7	1:35.799	30.661	28.976	36.162	107.9	13:20.073
8	1:35.122	30.539	28.779	35.804	108.6	14:55.195
9	1:43.124	31.080	30.378	41.666	100.2	16:38.319
10	1:35.447	30.685	28.922	35.840	108.2	18:13.766
11	5:48.808 B	33.165	35.648	4:39.995	29.6	24:02.574
12	1:53.891	34.277	38.619	40.995	90.7	25:56.465
13	1:33.808	30.170	28.487	35.151	110.1	27:30.273
14	1:32.977	29.839	28.204	34.934	111.1	29:03.250
15	1:48.623	33.937	37.099	37.587	95.1	30:51.873
16	1:33.610	30.026	28.431	35.153	110.4	32:25.483
17	1:49.056	34.735	35.792	38.529	94.7	34:14.539
18	1:31.982	29.536	27.797	34.649	112.3	35:46.521
19	5:30.256 B	34.058	37.848	4:18.350	31.3	41:16.777
20	1:45.541	32.454	36.301	36.786	97.9	43:02.318
21	1:30.984	29.285	27.317	34.382	113.6	44:33.302
22	2:05.466	35.961	43.838	45.667	82.3	46:38.768



FIA FORMULA E CHAMPIONSHIP 2018-19

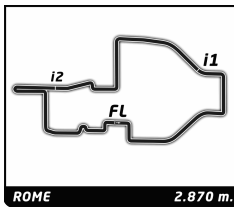


ABB FIA Formula E Championship

Round 7 - Rome ePrix

Free Practice 1

Analysis

Official Timekeeper TAGHeuer

250KW 225KW Personal Best Session Best B Crossing the finish line in pit lane

Lap	Time	Sector 1	Sector 2	Sector 3	Kph	Elapsed	Lap	Time	Sector 1	Sector 2	Sector 3	Kph	Elapsed		
19	Felipe MASSA						BRA	4	1:37.286	30.861	29.290	37.135	106.2	7:51.164	
	Venturi Formula E Team						Venturi VFE05	5	1:36.615	30.458	28.912	37.245	106.9	9:27.779	
1	2:27.223	1:13.063	33.059	41.101	23.2	2:27.223	6	1:35.724	30.492	28.792	36.440	107.9	11:03.503		
2	1:40.090	33.043	30.040	37.007	103.2	4:07.313	7	1:35.484	30.456	28.673	36.355	108.2	12:38.987		
3	2:09.333	40.298	52.587	36.448	79.9	6:16.646	8	1:45.975	30.464	28.636	46.875	97.5	14:24.962		
4	1:36.355	30.460	29.237	36.658	107.2	7:53.001	9	1:33.812	30.006	28.257	35.549	110.1	15:58.774		
5	1:35.608	30.523	28.865	36.220	108.1	9:28.609	10	6:51.621 B	29.857	28.163	5:53.601	25.1	22:50.395		
6	1:38.797	30.454	29.060	39.283	104.6	11:07.406	11	1:42.765	32.591	30.410	39.764	100.5	24:33.160		
7	1:35.365	30.508	28.780	36.077	108.3	12:42.771	12	1:32.262	29.524	27.843	34.895	112.0	26:05.422		
8	1:34.887	30.302	28.722	35.863	108.9	14:17.658	13	1:55.063	35.193	32.881	46.989	89.8	28:00.485		
9	1:34.656	30.141	28.736	35.779	109.2	15:52.314	14	1:32.103	29.452	27.866	34.785	112.2	29:32.588		
10	1:35.513	30.541	28.899	36.073	108.2	17:27.827	15	1:54.238	33.827	36.451	43.960	90.4	31:26.826		
11	1:34.174	30.025	28.508	35.641	109.7	19:02.001	16	1:30.966	28.993	27.386	34.587	113.6	32:57.792		
12	1:34.631	30.235	28.748	35.648	109.2	20:36.632	17	6:50.695 B	31.427	30.740	5:48.528	25.2	39:48.487		
13	2:00.180	35.207	41.453	43.520	86.0	22:36.812	18	1:50.887	33.835	32.432	44.620	93.2	41:39.374		
14	1:33.129	29.795	28.351	34.983	110.9	24:09.941	19	1:45.456	34.302	32.887	38.267	98.0	43:24.830		
15	1:32.720	29.557	28.012	35.151	111.4	25:42.661	20	1:29.738	28.590	26.975	34.173	115.1	44:54.568		
16	1:45.752	33.896	32.579	39.277	97.7	27:28.413	21	1:46.642	32.976	31.840	41.826	96.9	46:41.210		
17	1:32.526	29.639	27.995	34.892	111.7	29:00.939									
18	1:32.346	29.506	28.015	34.825	111.9	30:33.285									
19	1:48.629	34.259	34.751	39.619	95.1	32:21.914									
20	5:12.431 B	29.556	28.153	4:14.722	33.1	37:34.345									
21	1:46.515	38.029	31.332	37.154	97.0	39:20.860									
22	1:36.826	29.935	28.127	38.764	106.7	40:57.686									
23	1:30.765	28.882	27.508	34.375	113.8	42:28.451									
24	1:54.880	37.402	34.421	43.057	89.9	44:23.331									
25	1:47.227	32.767	33.168	41.292	96.4	46:10.558									
20	Mitch EVANS						NZL	23	Sébastien BUEMI						CHE
	Panasonic Jaguar Racing						Jaguar I-Type III		Nissan e.dams						Nissan IM01
1	2:39.670	1:13.058	42.205	44.407	21.4	2:39.670	1	2:23.861	1:07.883	32.684	43.294	23.8	2:23.861		
2	1:39.115	32.428	29.715	36.972	104.2	4:18.785	2	1:37.090	31.336	29.368	36.386	106.4	4:00.951		
3	2:11.065	1:01.638	33.031	36.396	78.8	6:29.850	3	2:10.855	33.152	1:00.818	36.885	79.0	6:11.806		
4	1:35.188	30.488	28.801	35.899	108.5	8:05.038	4	1:33.667	29.928	28.452	35.287	110.3	7:45.473		
5	1:34.714	30.022	28.813	35.879	109.1	9:39.752	5	1:46.592	34.741	33.756	38.095	96.9	9:32.065		
6	1:34.668	30.248	28.696	35.724	109.1	11:14.420	6	1:35.989	30.562	28.837	36.590	107.6	11:08.054		
7	1:48.678	30.779	35.775	42.124	95.1	13:03.098	7	1:42.498	30.697	32.967	38.834	100.8	12:50.552		
8	1:33.139	29.787	28.332	35.020	110.9	14:36.237	8	1:35.683	30.185	28.878	36.620	108.0	14:26.235		
9	1:32.707	29.668	28.074	34.965	111.4	16:08.944	9	1:35.339	30.465	28.771	36.103	108.4	16:01.574		
10	1:35.130	30.629	28.547	35.954	108.6	17:44.074	10	6:56.542 B	30.123	28.799	5:57.620	24.8	22:58.116		
11	7:12.333 B	32.560	32.832	6:06.941	23.9	24:56.407	11	1:40.064	30.534	30.513	39.017	103.3	24:38.180		
12	1:49.548	32.781	34.302	42.465	94.3	26:45.955	12	1:39.906	29.761	30.553	39.592	103.4	26:18.086		
13	1:40.049	31.068	30.570	38.411	103.3	28:26.004	13	1:32.595	29.705	27.942	34.948	111.6	27:50.681		
14	1:31.114	29.030	27.345	34.739	113.4	29:57.118	14	1:55.216	37.622	36.689	40.905	89.7	29:45.897		
15	6:46.154 B	34.520	33.637	5:37.997	25.4	36:43.272	15	1:31.853	29.322	27.736	34.795	112.5	31:17.750		
16	1:52.947	33.706	35.636	43.605	91.5	38:36.219	16	2:00.680	36.044	39.954	44.682	85.6	33:18.430		
17	1:52.132	33.772	32.073	46.287	92.1	40:28.351	17	1:30.644	28.983	27.341	34.320	114.0	34:49.074		
18	1:30.501	29.039	27.065	34.397	114.2	41:58.852	18	5:24.761 B	32.496	30.243	4:22.022	31.8	40:13.835		
19	1:57.490	34.860	36.881	45.749	87.9	43:56.342	19	1:50.524	33.690	33.957	42.877	93.5	42:04.359		
20	1:32.169	29.466	27.801	34.902	112.1	45:28.511	20	1:44.090	33.916	30.973	39.201	99.3	43:48.449		
							21	1:30.068	28.875	27.061	34.132	114.7	45:18.517		
22	Oliver ROWLAND						GBR	25	Jean-Eric VERGNE						FRA
	Nissan e.dams						Nissan IM01		DS TECHEETAH						DS E-TENSE FE19
1	2:20.039	1:06.624	33.196	40.219	24.4	2:20.039	1	2:07.469	46.418	35.200	45.851	26.8	2:07.469		
2	1:39.345	32.326	29.462	37.557	104.0	3:59.384	2	1:39.477	32.309	30.300	36.868	103.9	3:46.946		
3	2:14.494	32.711	1:00.468	41.315	76.8	6:13.878	3	2:08.087	30.500	48.338	49.249	80.7	5:55.033		
							4	1:40.995	30.475	28.613	41.907	102.3	7:36.028		
							5	1:33.530	29.782	28.251	35.497	110.5	9:09.558		
							6	1:32.999	29.737	28.269	34.993	111.1	10:42.557		
							7	1:46.734	33.009	32.681	41.044	96.8	12:29.291		
							8	1:37.979	29.699	28.155	40.125	105.5	14:07.270		
							9	1:32.683	29.607	28.160	34.916	111.5	15:39.953		
							10	1:38.134	31.681	29.551	36.902	105.3	17:18.087		
							11	1:34.693	30.101	28.834	35.758	109.1	18:52.780		
							12	5:32.255 B	32.007	30.922	4:29.326	31.1	24:25.035		



FIA FORMULA E CHAMPIONSHIP 2018-19

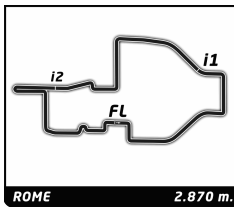


ABB FIA Formula E Championship

Round 7 - Rome ePrix

Free Practice 1

Analysis

Official Timekeeper TAGHeuer

■ 250KW ■ 225KW ■ Personal Best ■ Session Best ■ Crossing the finish line in pit lane

Lap	Time	Sector 1	Sector 2	Sector 3	Kph	Elapsed	Lap	Time	Sector 1	Sector 2	Sector 3	Kph	Elapsed
13	1:39.205	29.845	30.651	38.709	104.1	26:04.240	20	1:49.023	30.834	38.461	39.728	94.8	42:19.323
14	1:31.978	29.419	27.808	34.751	112.3	27:36.218	21	1:32.413	29.545	27.989	34.879	111.8	43:51.736
15	1:45.138	32.554	31.251	41.333	98.3	29:21.356	22	1:32.922	29.560	28.191	35.171	111.2	45:24.658
16	1:31.564	29.281	27.704	34.579	112.8	30:52.920	36 André LOTTERER DEU						
17	4:41.428 B	31.370	29.823	3:40.235	36.7	35:34.348	DS TECHEETAH DS E-TENSE FE19						
18	1:43.248	34.042	31.342	37.864	100.1	37:17.596	1	4:51.047	3:29.258	33.349	48.440	11.8	4:51.047
19	1:30.458	28.969	27.262	34.227	114.2	38:48.054	2	1:57.169	51.515	29.601	36.053	88.2	6:48.216
20	1:48.958	35.732	36.296	36.930	94.8	40:37.012	3	1:33.702	29.926	28.447	35.329	110.3	8:21.918
21	1:29.793	28.647	27.003	34.143	115.1	42:06.805	4	1:33.879	29.981	28.222	35.676	110.1	9:55.797
22	1:43.726	33.721	30.853	39.152	99.6	43:50.531	5	1:37.882	30.813	28.953	38.116	105.6	11:33.679
23	1:35.638	30.081	28.553	37.004	108.0	45:26.169	6	1:33.948	29.871	28.187	35.890	110.0	13:07.627
27 Alexander SIMS GBR							DS TECHEETAH DS E-TENSE FE19						
BMW i ANDRETTI MOTORSPORT BMW iFE.18							7	1:38.827	29.992	29.185	39.650	104.5	14:46.454
1	2:32.356	1:17.570	32.320	42.466	22.4	2:32.356	8	1:34.834	30.277	28.593	35.964	108.9	16:21.288
2	1:48.401	41.039	29.905	37.457	95.3	4:20.757	9	1:34.728	30.191	28.663	35.874	109.1	17:56.016
3	2:10.428	1:02.009	31.968	36.451	79.2	6:31.185	10	1:40.410	30.229	28.819	41.362	102.9	19:36.426
4	1:35.630	30.977	28.757	35.896	108.0	8:06.815	11	7:07.723 B	31.024	29.711	6:06.988	24.2	26:44.149
5	1:35.064	30.561	28.623	35.880	108.7	9:41.879	12	1:45.283	29.981	31.550	43.752	98.1	28:29.432
6	1:34.843	30.375	28.648	35.820	108.9	11:16.722	13	1:32.232	29.495	28.011	34.726	112.0	30:01.664
7	1:35.047	30.491	28.747	35.809	108.7	12:51.769	14	1:33.438	29.468	28.057	35.913	110.6	31:35.102
8	1:51.311	31.645	36.885	42.781	92.8	14:43.080	15	1:54.526	33.200	37.488	43.838	90.2	33:29.628
9	1:33.157	29.922	28.373	34.862	110.9	16:16.237	16	1:31.786	29.279	27.766	34.741	112.6	35:01.414
10	1:54.102	34.186	38.630	41.286	90.6	18:10.339	17	2:34.410 B	29.549	27.825	1:37.036	66.9	37:35.824
11	1:32.548	29.717	28.136	34.695	111.6	19:42.887	18	1:39.015	32.180	30.715	36.120	104.3	39:14.839
12	7:09.140 B	30.974	28.006	6:10.160	24.1	26:52.027	19	1:35.944	30.431	28.727	36.786	107.7	40:50.783
13	1:41.372	31.307	30.069	39.996	101.9	28:33.399	20	1:30.710	29.019	27.154	34.537	113.9	42:21.493
14	1:31.533	29.420	27.369	34.744	112.9	30:04.932	21	1:35.737	30.979	28.801	35.957	107.9	43:57.230
15	1:46.200	31.207	34.932	40.061	97.3	31:51.132	22	1:33.769	30.860	28.159	34.750	110.2	45:30.999
16	1:32.265	29.641	27.808	34.816	112.0	33:23.397	48 Edoardo MORTARA CHE						
17	6:07.549 B	30.472	27.937	5:09.140	28.1	39:30.946	Venturi Formula E Team Venturi VFE05						
18	1:36.249	29.209	29.356	37.684	107.3	41:07.195	1	2:29.447	1:14.866	33.339	41.242	22.9	2:29.447
19	1:30.770	28.861	26.980	34.929	113.8	42:37.965	2	1:40.053	32.330	30.114	37.609	103.3	4:09.500
20	1:52.280	30.772	35.796	45.712	92.0	44:30.245	3	2:10.791	43.071	50.506	37.214	79.0	6:20.291
21	1:33.249	29.930	28.211	35.108	110.8	46:03.494	4	1:36.689	30.895	29.221	36.573	106.9	7:56.980
28 Antonio Felix DA COSTA PRT							5	1:35.846	30.431	29.023	36.392	107.8	9:32.826
BMW i ANDRETTI MOTORSPORT BMW iFE.18							6	1:35.634	30.634	28.769	36.231	108.0	11:08.460
1	4:29.797 B	1:18.290	32.214	2:39.293	12.7	4:29.797	7	1:35.424	30.688	28.878	35.858	108.3	12:43.884
2	2:06.392	56.559	30.857	38.976	81.7	6:36.189	8	1:34.633	30.416	28.644	35.573	109.2	14:18.517
3	1:36.334	31.161	28.986	36.187	107.3	8:12.523	9	1:34.524	30.229	28.572	35.723	109.3	15:53.041
4	1:35.530	30.589	28.939	36.002	108.2	9:48.053	10	1:35.202	30.421	28.817	35.964	108.5	17:28.243
5	1:42.145	30.648	28.772	42.725	101.2	11:30.198	11	1:42.173	32.631	30.792	38.750	101.1	19:10.416
6	1:35.042	30.357	28.864	35.821	108.7	13:05.240	12	1:35.573	29.926	29.538	36.109	108.1	20:45.989
7	1:34.397	30.365	28.667	35.365	109.5	14:39.637	13	1:33.515	29.930	28.219	35.366	110.5	22:19.504
8	1:43.972	30.609	33.832	39.531	99.4	16:23.609	14	1:48.248	34.301	33.083	40.864	95.4	24:07.752
9	1:33.724	30.220	28.583	34.921	110.2	17:57.333	15	1:39.395	29.639	28.303	41.453	103.9	25:47.147
10	1:37.227	29.880	28.404	38.943	106.3	19:34.560	16	1:54.347	34.197	33.714	46.436	90.4	27:41.494
11	1:32.655	29.737	28.265	34.653	111.5	21:07.215	17	1:44.349	32.409	30.717	41.223	99.0	29:25.843
12	4:48.719 B	31.622	31.308	3:45.789	35.8	25:55.934	18	1:31.451	29.243	27.471	34.737	113.0	30:57.294
13	1:38.874	31.599	30.157	37.118	104.5	27:34.808	19	6:44.048 B	33.071	31.258	5:39.719	25.6	37:41.342
14	1:33.708	29.928	28.152	35.628	110.3	29:08.516	20	1:44.879	34.843	31.903	38.133	98.5	39:26.221
15	1:38.483	31.860	29.745	36.878	104.9	30:46.999	21	1:37.188	30.988	28.350	37.850	106.3	41:03.409
16	1:31.145	29.174	27.582	34.389	113.4	32:18.144	22	1:30.399	28.813	27.060	34.526	114.3	42:33.808
17	4:59.404 B	32.925	34.401	3:52.078	34.5	37:17.548	23	1:37.186	31.250	28.708	37.228	106.3	44:10.994
18	1:42.494	33.692	31.123	37.679	100.8	39:00.042	24	1:35.935	30.197	29.192	36.546	107.7	45:46.929
19	1:30.258	29.060	27.217	33.981	114.5	40:30.300							

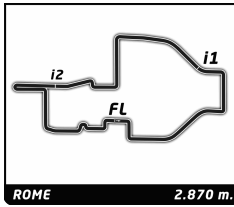


ABB FIA Formula E Championship

Round 7 - Rome ePrix

Free Practice 1

Analysis

Official Timekeeper

■ 250KW ▣ 225KW ■ Personal Best ■ Session Best ■ B Crossing the finish line in pit lane

Lap	Time	Sector 1	Sector 2	Sector 3	Kph	Elapsed	Lap	Time	Sector 1	Sector 2	Sector 3	Kph	Elapsed	
64	Jérôme D'AMBROSIO BEL							4	1:34.152	29.776	28.712	35.664	109.7	7:40.867
	MAHINDRA RACING Mahindra M5Electro							5	1:34.019	30.010	28.507	35.502	109.9	9:14.886
1	2:08.113	53.615	32.679	41.819	26.7	2:08.113	6	1:33.578	30.036	28.421	35.121	110.4	10:48.464	
2	1:40.219	32.925	30.166	37.128	103.1	3:48.332	7	1:49.501	35.331	29.819	44.351	94.4	12:37.965	
3	2:08.047	31.354	49.901	46.792	80.7	5:56.379	8	1:35.703	30.671	28.734	36.298	108.0	14:13.668	
4	1:36.065	30.646	28.756	36.663	107.6	7:32.444	9	1:35.510	30.299	28.673	36.538	108.2	15:49.178	
5	1:34.543	30.220	28.625	35.698	109.3	9:06.987	10	1:35.229	30.440	28.727	36.062	108.5	17:24.407	
6	1:33.713	29.963	28.294	35.456	110.3	10:40.700	11	1:35.000	30.481	28.634	35.885	108.8	18:59.407	
7	1:51.223	32.688	35.836	42.699	92.9	12:31.923	12	1:41.732	30.233	29.140	42.359	101.6	20:41.139	
8	1:37.225	30.818	29.170	37.237	106.3	14:09.148	13	1:35.025	30.517	28.531	35.977	108.7	22:16.164	
9	1:36.653	30.601	29.333	36.719	106.9	15:45.801	14	1:33.195	29.992	28.175	35.028	110.9	23:49.359	
10	1:37.616	30.511	29.031	38.074	105.8	17:23.417	15	1:50.758	▣	37.199	36.338	37.221	93.3	25:40.117
11	1:35.424	30.706	28.623	36.095	108.3	18:58.841	16	1:31.515	▣	29.127	27.679	34.709	112.9	27:11.632
12	1:36.734	31.832	28.695	36.207	106.8	20:35.575	17	10:00.945 B	▣	31.862	28.681	9:00.402	17.2	37:12.577
13	1:55.513	40.142	34.281	41.090	89.4	22:31.088	18	1:50.035	37.982	33.518	38.535	93.9	39:02.612	
14	1:33.059	29.849	28.263	34.947	111.0	24:04.147	19	1:37.905	■	30.732	28.789	38.384	105.5	40:40.517
15	1:48.066	31.988	35.456	40.622	95.6	25:52.213	20	1:30.463	■	28.799	27.326	34.338	114.2	42:10.980
16	1:33.045	29.827	28.096	35.122	111.0	27:25.258	21	1:43.273	■	33.291	29.167	40.815	100.0	43:54.253
17	1:46.521	32.768	32.783	40.970	97.0	29:11.779	22	1:32.425	29.559	27.908	34.958	111.8	45:26.678	
18	1:38.999	▣	32.024	29.934	37.041	30:50.778								
19	1:31.903	▣	29.608	27.600	34.695	32:22.681								
20	6:59.405 B	▣	30.604	28.518	6:00.283	34:22.086								
21	1:47.383	35.007	34.671	37.705	96.2	36:09.469								
22	1:45.062	■	32.122	29.212	43.728	37:54.531								
23	1:32.470	■	29.036	27.297	36.137	39:27.001								
24	1:49.092	■	34.527	31.599	42.966	41:16.093								
66	Daniel ABT DEU													
	Audi Sport Abt Schaeffler Formula E Team Audi e-tron FE05													
1	1:55.780	41.555	34.607	39.618	29.5	1:55.780								
2	1:39.855	32.314	30.310	37.231	103.5	3:35.635								
3	2:04.835	31.166	37.299	56.370	82.8	5:40.470								
4	1:35.753	30.608	29.145	36.000	107.9	7:16.223								
5	1:34.740	30.291	28.813	35.636	109.1	8:50.963								
6	1:34.697	30.218	28.862	35.617	109.1	10:25.660								
7	1:34.571	30.379	28.736	35.456	109.3	12:00.231								
8	1:40.744	30.969	28.767	41.008	102.6	13:40.975								
9	1:36.300	30.394	28.689	37.217	107.3	15:17.275								
10	1:33.520	30.015	28.361	35.144	110.5	16:50.795								
11	1:48.017	29.768	28.265	49.984	95.7	18:38.812								
12	1:33.274	29.813	27.978	35.483	110.8	20:12.086								
13	1:32.327	29.591	28.032	34.704	111.9	21:44.413								
14	8:45.511 B	31.187	29.104	7:45.220	19.7	30:29.924								
15	1:38.463	▣	31.183	30.557	36.723	32:08.387								
16	1:30.737	■	29.072	27.367	34.298	33:39.124								
17	1:40.496	31.348	30.819	38.329	102.8	35:19.620								
18	1:40.075	29.594	27.942	42.539	103.2	36:59.695								
19	5:57.817 B	29.796	28.368	4:59.653	28.9	42:57.512								
20	1:56.272	■	30.878	33.683	51.711	44:53.784								
21	1:30.142	■	28.751	27.088	34.303	46:23.926								
94	Pascal WEHRLEIN DEU													
	MAHINDRA RACING Mahindra M5Electro													
1	2:13.015	59.101	33.448	40.466	25.7	2:13.015								
2	1:42.396	31.997	32.962	37.437	100.9	3:55.411								
3	2:11.304	30.401	58.914	41.989	78.7	6:06.715								