



FIA FORMULA E CHAMPIONSHIP 2018-19

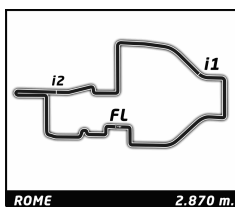


ABB FIA Formula E Championship

Round 7 - Rome ePrix

Free Practice 2

Analysis

Official Timekeeper

250KW 225KW Personal Best Session Best B Crossing the finish line in pit lane

Lap	Time	Sector 1	Sector 2	Sector 3	Kph	Elapsed	Lap	Time	Sector 1	Sector 2	Sector 3	Kph	Elapsed
2 Sam BIRD GBR Envision Virgin Racing Audi e-tron FE05							3	1:31.874	29.172	27.620	35.082	112.5	5:42.463
1	1:51.890	41.797	30.012	40.081	30.6	1:51.890	4	8:11.672 B	32.773	29.279	7:09.620	21.0	13:54.135
2	1:31.816	29.534	27.670	34.612	112.5	3:23.706	5	1:45.289	32.367	31.791	41.131	98.1	15:39.424
3	9:41.455 B	30.474	28.111	8:42.870	17.8	13:05.161	6	1:45.976	30.774	30.843	44.359	97.5	17:25.400
4	1:39.999	29.986	29.149	40.864	103.3	14:45.160	7	1:36.078	30.000	28.846	37.232	107.5	19:01.478
5	1:31.748	29.368	27.676	34.704	112.6	16:16.908	8	5:35.621 B	30.152	1:04.203	4:01.266	30.8	24:37.099
6	9:58.697 B	31.503	29.045	8:58.149	17.3	26:15.605	9	1:46.056	31.568	32.877	41.611	97.4	26:23.155
7	1:42.152	31.583	31.805	38.764	101.1	27:57.757	10	1:43.376	33.523	31.179	38.674	99.9	28:06.531
8	1:43.542	34.036	29.511	39.995	99.8	29:41.299	11	1:30.699	28.889	27.381	34.429	113.9	29:37.230
9	1:30.038	28.704	27.272	34.062	114.8	31:11.337	12	1:37.735	31.328	30.456	35.951	105.7	31:14.965
3 Alexander LYNN GBR Panasonic Jaguar Racing Jaguar I-Type III													
1	2:42.559	1:30.265	32.240	40.054	21.0	2:42.559							
2	1:45.286	32.618	29.663	43.005	98.1	4:27.845							
3	1:33.321	29.970	28.177	35.174	110.7	6:01.166							
4	7:43.880 B	31.082	40.293	6:32.505	22.3	13:45.046							
5	1:44.584	33.913	32.224	38.447	98.8	15:29.630							
6	1:35.882	30.455	28.812	36.615	107.8	17:05.512							
7	6:36.132 B	29.200	27.590	5:39.342	26.1	23:41.644							
8	1:45.652	33.003	30.758	41.891	97.8	25:27.296							
9	1:39.564	33.190	29.243	37.131	103.8	27:06.860							
10	1:34.911	28.937	27.253	38.721	108.9	28:41.771							
11	1:36.739	32.973	28.811	34.955	106.8	30:18.510							
4 Robin FRIJNS NLD Envision Virgin Racing Audi e-tron FE05													
1	1:54.081	44.312	30.838	38.931	30.0	1:54.081							
2	1:37.670	31.137	29.247	37.286	105.8	3:31.751							
3	1:34.974	30.142	28.472	36.360	108.8	5:06.725							
4	1:34.674	30.136	28.485	36.053	109.1	6:41.399							
5	6:22.711 B	57.201	1:09.313	4:16.197	27.0	13:04.110							
6	1:41.891	30.621	31.639	39.631	101.4	14:46.001							
7	1:38.333	31.235	29.400	37.698	105.1	16:24.334							
8	1:30.710	28.714	27.158	34.838	113.9	17:55.044							
9	8:55.255 B	31.108	29.906	7:54.241	19.3	26:50.299							
10	1:41.091	33.855	29.856	37.380	102.2	28:31.390							
11	1:31.354	29.173	27.472	34.709	113.1	30:02.744							
5 Stoffel VANDORNE BEL HWA RACELAB Venturi VFE05													
1	5:54.175	4:37.553	35.155	41.467	9.7	5:54.175							
2	7:03.700 B	34.371	41.192	5:48.137	24.4	12:57.875							
3	1:41.840	32.373	31.442	38.025	101.5	14:39.715							
4	1:30.988	29.109	27.409	34.470	113.6	16:10.703							
5	1:38.448	34.061	28.678	35.709	104.9	17:49.151							
6	4:39.619 B	29.816	28.444	3:41.359	37.0	22:28.770							
7	1:44.304	32.174	32.800	39.330	99.1	24:13.074							
8	1:38.668	31.325	29.320	38.023	104.7	25:51.742							
9	1:30.678	28.702	27.062	34.914	113.9	27:22.420							
6 Maximilian GÜNTHER DEU GEOX DRAGON Penske EV-3													
1	2:22.017	1:08.423	32.704	40.890	24.1	2:22.017							
2	1:48.572	32.729	29.960	45.883	95.2	4:10.589							
7 José Maria LOPEZ ARG GEOX DRAGON Penske EV-3													
1	2:52.017	1:39.809	32.443	39.765	19.9	2:52.017							
2	1:45.722	33.495	30.884	41.343	97.7	4:37.739							
8 Tom DILLMANN FRA NIO Formula E Team NIO Sport 004													
1	2:33.729	1:18.091	33.159	42.479	22.2	2:33.729							
2	1:50.179	34.363	32.054	43.762	93.8	4:23.908							
3	1:32.370	29.372	27.893	35.105	111.9	5:56.278							
4	10:44.191 B	31.578	38.569	9:34.044	16.0	16:40.469							
5	1:45.314	31.755	31.054	42.505	98.1	18:25.783							
6	2:13.333	31.808	36.371	1:05.154	77.5	20:39.116							
7	1:41.483	32.779	30.433	38.271	101.8	22:20.599							
8	1:30.907	29.089	27.338	34.480	113.7	23:51.506							
9	1:45.991	33.359	30.102	42.530	97.5	25:37.497							
10	1:33.206	29.854	28.081	35.271	110.9	27:10.703							
11	1:43.480	35.439	29.287	38.754	99.8	28:54.183							
12	1:36.366	30.367	28.728	37.271	107.2	30:30.549							
11 Lucas DI GRASSI BRA Audi Sport Abt Schaeffler Formula E Team Audi e-tron FE05													
1	1:48.386	40.129	30.625	37.632	31.6	1:48.386							
2	1:40.387	31.635	30.409	38.343	102.9	3:28.773							
3	1:33.179	29.087	27.627	36.465	110.9	5:01.952							
4	7:45.931 B	31.051	29.131	6:45.749	22.2	12:47.883							
5	1:35.077	29.694	29.241	36.142	108.7	14:22.960							
6	1:37.351	29.275	27.847	40.229	106.1	16:00.311							
7	1:36.662	29.294	27.751	39.617	106.9	17:36.973							
8	5:01.892 B	29.304	27.775	4:04.813	34.2	22:38.865							
9	1:36.366	30.517	29.692	36.157	107.2	24:15.231							
10	1:43.586	30.247	29.151	44.188	99.7	25:58.817							
16 Oliver TURVEY GBR NIO Formula E Team NIO Sport 004													
1	2:50.004	1:35.236	34.251	40.517	20.1	2:50.004							
2	1:41.484	32.764	30.690	38.030	101.8	4:31.488							
3	1:34.042	29.975	28.438	35.629	109.9	6:05.530							
4	7:47.461 B	29.722	43.722	6:34.017	22.1	13:52.991							
5	1:44.723	32.711	32.152	39.860	98.7	15:37.714							
6	1:40.343	32.253	29.574	38.516	103.0	17:18.057							
7	1:32.767	29.176	27.637	35.954	111.4	18:50.824							
8	5:34.595 B	34.194	52.990	4:07.411	30.9	24:25.419							
9	1:42.985	30.980	31.912	40.093	100.3	26:08.404							
10	1:47.077	32.357	31.497	43.223	96.5	27:55.481							
11	1:31.242	28.833	27.157	35.252	113.2	29:26.723							

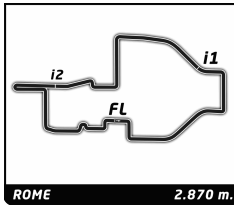


ABB FIA Formula E Championship

Round 7 - Rome ePrix

Free Practice 2

Analysis

Official Timekeeper

■ 250KW ■ 225KW ■ Personal Best ■ Session Best ■ Crossing the finish line in pit lane

Lap	Time	Sector 1	Sector 2	Sector 3	Kph	Elapsed	Lap	Time	Sector 1	Sector 2	Sector 3	Kph	Elapsed
12	1:54.247	■	36.570	34.868	42.809	90.4	31:20.970						
17	Gary PAFFETT						GBR						
	HWA RACELAB						Venturi VFE05						
1	3:48.147		2:29.366	37.082	41.699	15.0	3:48.147						
2	1:51.502	■	36.406	31.621	43.475	92.7	5:39.649						
3	7:14.127	B ■	29.582	27.801	6:16.744	23.8	12:53.776						
4	1:33.571		28.005	29.328	36.238	110.4	14:27.347						
5	1:34.544		30.170	28.603	35.771	109.3	16:01.891						
6	1:36.810		30.369	28.309	38.132	106.7	17:38.701						
7	5:06.057	B ■	31.489	36.276	3:58.292	33.8	22:44.758						
8	1:47.149		33.494	34.949	38.706	96.4	24:31.907						
9	1:41.844	■	32.629	29.761	39.454	101.4	26:13.751						
10	1:30.959	■	28.824	27.477	34.658	113.6	27:44.710						
19	Felipe MASSA						BRA						
	Venturi Formula E Team						Venturi VFE05						
1	3:08.845		1:54.109	34.237	40.499	18.1	3:08.845						
2	1:42.449	■	32.570	30.806	39.073	100.9	4:51.294						
3	1:31.650	■	29.170	27.714	34.766	112.7	6:22.944						
4	6:47.350	B ■	41.115	1:09.244	4:56.991	25.4	13:10.294						
5	1:41.486		28.508	29.236	43.742	101.8	14:51.780						
20	Mitch EVANS						NZL						
	Panasonic Jaguar Racing						Jaguar I-Type III						
1	2:25.826		1:10.914	34.837	40.075	23.5	2:25.826						
2	1:49.784		31.511	29.749	48.524	94.1	4:15.610						
3	1:32.401		29.571	27.848	34.982	111.8	5:48.011						
4	6:38.630	B ■	30.887	29.147	5:38.596	25.9	12:26.641						
5	1:44.597		32.814	32.736	39.047	98.8	14:11.238						
6	1:37.676	■	30.298	29.150	38.228	105.8	15:48.914						
7	1:30.781	■	29.013	27.207	34.561	113.8	17:19.695						
8	5:29.064	B ■	31.716	29.497	4:27.851	31.4	22:48.759						
9	1:48.763		32.928	32.391	43.444	95.0	24:37.522						
10	1:40.969	■	33.143	28.989	38.837	102.3	26:18.491						
11	1:29.766	■	28.621	26.924	34.221	115.1	27:48.257						
12	1:57.722	■	32.500	36.027	49.195	87.8	29:45.979						
13	1:31.988		29.273	27.761	34.954	112.3	31:17.967						
22	Oliver ROWLAND						GBR						
	Nissan e.dams						Nissan IM01						
1	2:11.434		59.524	33.741	38.169	26.0	2:11.434						
2	1:49.330	■	34.938	32.613	41.779	94.5	4:00.764						
3	1:30.812	■	28.899	27.421	34.492	113.8	5:31.576						
4	7:09.263	B ■	30.839	28.769	6:09.655	24.1	12:40.839						
5	1:38.848		30.424	28.893	39.531	104.5	14:19.687						
6	1:34.143		29.841	28.631	35.671	109.7	15:53.830						
7	1:35.451		29.569	28.527	37.355	108.2	17:29.281						
8	1:34.392		29.810	28.528	36.054	109.5	19:03.673						
9	6:12.198	B ■	30.391	1:02.593	4:39.214	27.8	25:15.871						
10	1:53.306		36.183	32.557	44.566	91.2	27:09.177						
11	1:44.114	■	33.954	30.338	39.822	99.2	28:53.291						
12	1:29.620	■	28.536	26.938	34.146	115.3	30:22.911						
23	Sébastien BUEMI						CHE						
	Nissan e.dams						Nissan IM01						
1	2:15.761		1:01.976	32.935	40.850	25.2	2:15.761						
25	Jean-Eric VERGNE						FRA						
	DS TECHEETAH						DS E-TENSE FE19						
1	3:04.011		1:50.736	31.986	41.289	18.6	3:04.011						
2	1:42.475	■	33.710	30.832	37.933	100.8	4:46.486						
3	1:31.563	■	28.810	27.177	35.576	112.8	6:18.049						
4	6:14.890	B ■	34.449	1:06.590	4:33.851	27.6	12:32.939						
5	1:43.921		31.370	32.845	39.706	99.4	14:16.860						
6	1:33.850		29.719	28.557	35.574	110.1	15:50.710						
7	1:44.431		29.788	28.875	45.768	98.9	17:35.141						
8	1:41.788		31.110	31.757	38.921	101.5	19:16.929						
9	5:51.279	B ■	43.336	50.094	4:17.849	29.4	25:08.208						
10	1:42.171		32.031	30.978	39.162	101.1	26:50.379						
11	1:39.809	■	32.091	30.751	36.967	103.5	28:30.188						
12	1:29.370	■	28.372	26.938	34.060	115.6	29:59.558						
27	Alexander SIMS						GBR						
	BMW i ANDRETTI MOTORSPORT						BMW iFE.18						
1	2:28.415		1:12.527	34.988	40.900	23.0	2:28.415						
2	1:51.490	■	35.080	34.379	42.031	92.7	4:19.905						
3	1:31.391	■	29.425	27.380	34.586	113.1	5:51.296						
4	16:28.815	B ■	31.443	40.876	...	10.4	22:20.111						
5	1:44.313		33.693	31.796	38.824	99.0	24:04.424						
6	1:39.444	■	31.769	30.156	37.519	103.9	25:43.868						
7	1:30.381	■	28.991	27.077	34.313	114.3	27:14.249						
8	1:48.570	■	31.044	33.519	44.007	95.2	29:02.819						
9	1:52.343		34.254	34.312	43.777	92.0	30:55.162						
28	Antonio Felix DA COSTA						PRT						
	BMW i ANDRETTI MOTORSPORT						BMW iFE.18						
1	13:51.657	■	...	31.262	35.992	4.1	13:51.657						
2	1:30.779	■	29.032	27.487	34.260	113.8	15:22.436						
3	1:37.927	■	30.955	28.495	38.477	105.5	17:00.363						
4	1:59.834		38.642	40.564	40.628	86.2	19:00.197						
5	5:22.155	B ■	29.618	57.749	3:54.788	32.1	24:22.352						
6	1:39.413	■	29.825	30.142	39.446	103.9	26:01.765						
7	1:29.525	■	28.695	26.958	33.872	115.4	27:31.290						
8	1:58.859	■	38.259	38.983	41.617	86.9	29:30.149						
36	André LOTTERER						DEU						
	DS TECHEETAH						DS E-TENSE FE19						
1	1:52.883		41.861	31.663	39.359	30.3	1:52.883						
2	1:38.307	■	32.136	29.171	37.000	105.1	3:31.190						
3	1:31.892	■	29.111	27.475	35.306	112.4	5:03.082						
4	2:03.355	■	32.528	32.863	57.964	83.8	7:06.437						
5	5:17.548	B ■	1:06.921	1:08.891	3:01.736	32.5	12:23.985						

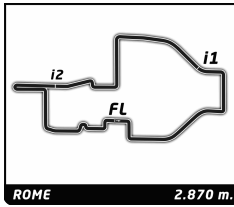


ABB FIA Formula E Championship

Round 7 - Rome ePrix

Free Practice 2

Analysis

Official Timekeeper

■ 250KW ▣ 225KW ■ Personal Best ■ Session Best B Crossing the finish line in pit lane

Lap	Time	Sector 1	Sector 2	Sector 3	Kph	Elapsed	Lap	Time	Sector 1	Sector 2	Sector 3	Kph	Elapsed
6	1:42.208	31.012	33.809	37.387	101.1	14:06.193	15	1:33.833	29.949	28.628	35.256	110.1	31:17.244
7	1:36.122	30.260	28.337	37.525	107.5	15:42.315	<div style="border: 1px solid black; padding: 5px;"> 94 Pascal WEHRLEIN DEU MAHINDRA RACING Mahindra M5Electro </div>						
8	1:31.554	29.043	27.955	34.556	112.9	17:13.869							
9	1:32.302	29.437	28.126	34.739	111.9	18:46.171							
10	4:26.580 B	29.853	41.244	3:15.483	38.8	23:12.751							
11	1:41.434	31.770	31.920	37.744	101.9	24:54.185							
12	1:43.444 ■	30.994	33.657	38.793	99.9	26:37.629							
13	1:29.824 ■ 28.459 27.060 34.305				115.0	28:07.453							
1	2:38.112	1:24.409	31.176	42.527	21.6	2:38.112							
2	1:34.324	30.051	28.506	35.767	109.5	4:12.436							
3	1:32.805	29.483	28.005	35.317	111.3	5:45.241							
4	9:22.900 B	36.361	54.184	7:52.355	18.4	15:08.141							
5	1:41.941	31.484	30.148	40.309	101.4	16:50.082							
6	1:40.180 ▣	31.191	28.250	40.739	103.1	18:30.262							
7	5:09.368 B ▣	28.921	30.231	4:10.216	33.4	23:39.630							
8	1:46.254	33.059	31.104	42.091	97.2	25:25.884							
9	1:36.296 ■	31.254	29.259	35.783	107.3	27:02.180							
10	1:38.762 ■	28.531 27.120	43.111	104.6	28:40.942								
11	1:31.812	29.248	27.873	34.691	112.5	30:12.754							

48 Edoardo MORTARA CHE	
Venturi Formula E Team Venturi VFE05	
1	3:16.588 2:01.728 34.041 40.819 17.4 3:16.588
2	1:39.765 ▣ 31.886 29.585 38.294 103.6 4:56.353
3	1:31.729 ▣ 29.370 27.652 34.707 112.6 6:28.082
4	6:33.996 B ▣ 43.206 1:09.206 4:41.584 26.2 13:02.078
5	1:39.568 29.019 30.978 39.571 103.8 14:41.646
6	1:34.490 30.178 28.598 35.714 109.3 16:16.136
7	1:34.042 29.846 28.574 35.622 109.9 17:50.178
8	1:34.408 29.942 28.417 36.049 109.4 19:24.586
9	5:10.678 B 59.627 36.601 3:34.450 33.3 24:35.264
10	1:45.004 32.311 33.372 39.321 98.4 26:20.268
11	1:41.536 ■ 31.202 29.416 40.918 101.8 28:01.804
12	1:30.589 ■ 28.737 27.005 34.847 114.1 29:32.393

64 Jérôme D'AMBROSIO BEL	
MAHINDRA RACING Mahindra M5Electro	
1	1:57.653 47.239 31.948 38.466 29.1 1:57.653
2	1:41.745 30.709 28.959 42.077 101.5 3:39.398
3	1:33.791 29.856 28.154 35.781 110.2 5:13.189
4	1:34.074 29.624 27.866 36.584 109.8 6:47.263
5	9:27.301 B 1:03.823 1:08.946 7:14.532 18.2 16:14.564
6	1:46.462 36.392 31.496 38.574 97.0 18:01.026
7	1:49.155 30.470 29.155 49.530 94.7 19:50.181
8	2:04.210 ■ 56.011 31.974 36.225 83.2 21:54.391
9	1:30.545 ■ 28.787 27.050 34.708 114.1 23:24.936
10	1:34.346 ■ 30.313 28.101 35.932 109.5 24:59.282
11	1:43.665 ▣ 32.951 31.026 39.688 99.7 26:42.947
12	1:32.051 ▣ 29.213 27.299 35.539 112.2 28:14.998
13	1:32.142 ▣ 29.354 27.885 34.903 112.1 29:47.140
14	1:41.213 31.107 31.020 39.086 102.1 31:28.353

66 Daniel ABT DEU	
Audi Sport Abt Schaeffler Formula E Team Audi e-tron FE05	
1	1:46.861 38.836 30.994 37.031 32.0 1:46.861
2	1:35.767 ▣ 31.453 28.653 35.661 107.9 3:22.628
3	1:31.481 ▣ 29.224 27.503 34.754 112.9 4:54.109
4	7:56.242 B 33.788 30.269 6:52.185 21.7 12:50.351
5	1:43.437 30.258 32.984 40.195 99.9 14:33.788
6	1:34.912 30.578 28.695 35.639 108.9 16:08.700
7	1:34.970 30.320 28.669 35.981 108.8 17:43.670
8	1:34.842 30.366 28.611 35.865 108.9 19:18.512
9	2:15.076 44.348 48.697 42.031 76.5 21:33.588
10	1:32.074 29.609 27.882 34.583 112.2 23:05.662
11	1:31.805 29.384 27.693 34.728 112.5 24:37.467
12	1:54.218 ■ 34.580 37.772 41.866 90.5 26:31.685
13	1:30.544 ■ 28.726 26.974 34.844 114.1 28:02.229
14	1:41.182 ■ 31.226 31.269 38.687 102.1 29:43.411