

ABB FIA Formula E Championship

Round 7 - Rome ePrix

Race

Analysis

Official Timekeeper

■ 250KW
 ■ 225KW
 ■ Personal Best
 ■ Session Best
 ■ B Crossing the finish line in pit lane

Lap	Time	Sector 1	Sector 2	Sector 3	Kph	Elapsed	Lap	Time	Sector 1	Sector 2	Sector 3	Kph	Elapsed	
2	Sam BIRD GBR							21	1:33.962	30.823	28.216	34.923	110.0	1:22:05.523
	Envision Virgin Racing Audi e-tron FE05							22	1:33.098	30.354	27.839	34.905	111.0	1:23:38.621
0	50.557			45.510	67.6	50.557	23	1:32.995	29.562	27.974	35.459	111.1	1:25:11.616	
1	45:49.348 B	35.619	1:57.715	...	3.8	46:39.905	24	1:34.233	29.954	28.664	35.615	109.6	1:26:45.849	
2	3:59.859 B	40.214	42.301	2:37.344	43.1	50:39.761	25	1:33.504	29.953	28.645	34.906	110.5	1:28:19.353	
3	2:15.788	53.211	41.100	41.477	76.1	52:55.549	26	1:33.221	29.914	28.236	35.071	110.8	1:29:52.574	
4	1:35.587	30.708	28.639	36.240	108.1	54:31.136	27	1:33.076	29.839	28.160	35.077	111.0	1:31:25.650	
5	1:34.202	30.093	28.386	35.723	109.7	56:05.338	28	1:33.566	29.791	28.411	35.364	110.4	1:32:59.216	
6	1:34.376	30.177	28.571	35.628	109.5	57:39.714	29	1:34.162	29.942	28.499	35.721	109.7	1:34:33.378	
7	1:33.567	29.815	28.418	35.334	110.4	59:13.281								
8	1:33.789	29.905	28.364	35.520	110.2	1:00:47.070								
9	1:34.436	30.117	28.668	35.651	109.4	1:02:21.506								
10	1:34.066	29.971	28.580	35.515	109.8	1:03:55.572								
11	1:34.201	■ 30.729	28.245	35.227	109.7	1:05:29.773								
12	1:33.466	■ 29.969	28.025	35.472	110.5	1:07:03.239								
13	1:33.523	■ 30.036	27.993	35.494	110.5	1:08:36.762								
14	2:28.384	35.041	1:08.824	44.519	69.6	1:11:05.146								
15	1:33.844	29.831	28.447	35.566	110.1	1:12:38.990								
16	1:33.602	29.735	28.292	35.575	110.4	1:14:12.592								
17	1:34.008	29.787	28.738	35.483	109.9	1:15:46.600								
18	1:34.792	29.737	29.263	35.792	109.0	1:17:21.392								
19	1:33.184	29.891	28.186	35.107	110.9	1:18:54.576								
20	1:32.805	29.670	28.083	35.052	111.3	1:20:27.381								
21	1:32.883	29.630	28.297	34.956	111.2	1:22:00.264								
22	1:32.728	29.638	28.068	35.022	111.4	1:23:32.992								
23	1:32.833	29.620	28.207	35.006	111.3	1:25:05.825								
24	1:32.529	29.571	28.180	34.778	111.7	1:26:38.354								
25	1:32.483	29.580	28.099	34.804	111.7	1:28:10.837								
26	1:33.008	■ 30.316	27.934	34.758	111.1	1:29:43.845								
27	1:33.535	■ 29.965	27.835	35.735	110.5	1:31:17.380								
28	1:32.409	■ 29.683	27.745	34.981	111.8	1:32:49.789								
29	1:33.623	29.817	28.333	35.473	110.4	1:34:23.412								
3	Alexander LYNN GBR													
	Panasonic Jaguar Racing Jaguar I-Type III													
0	56.587			49.219	60.4	56.587								
1	45:39.177 B	36.288	32.496	...	3.8	46:35.764								
2	4:01.092 B	40.692	42.363	2:38.037	42.9	50:36.853								
3	2:16.878	■ 54.892	40.107	41.879	75.5	52:53.731								
4	1:35.415	■ 30.440	28.331	36.644	108.3	54:29.146								
5	1:34.670	■ 30.034	28.224	36.412	109.1	56:03.816								
6	1:34.431	30.100	28.535	35.796	109.4	57:38.247								
7	1:33.986	29.948	28.464	35.574	109.9	59:12.233								
8	1:34.167	30.078	28.580	35.509	109.7	1:00:46.400								
9	1:34.452	30.173	28.566	35.713	109.4	1:02:20.852								
10	1:34.125	30.033	28.558	35.534	109.8	1:03:54.977								
11	1:34.199	30.015	28.573	35.611	109.7	1:05:29.176								
12	1:35.117	30.130	29.168	35.819	108.6	1:07:04.293								
13	1:34.386	30.059	28.699	35.628	109.5	1:08:38.679								
14	2:30.137	38.967	1:08.715	42.455	68.8	1:11:08.816								
15	1:34.097	29.830	28.607	35.660	109.8	1:12:42.913								
16	1:33.790	30.075	28.429	35.286	110.2	1:14:16.703								
17	1:33.621	29.827	28.400	35.394	110.4	1:15:50.324								
18	1:33.602	29.788	28.400	35.414	110.4	1:17:23.926								
19	1:33.875	30.011	28.574	35.290	110.1	1:18:57.801								
20	1:33.760	29.938	28.557	35.265	110.2	1:20:31.561								
4	Robin FRIJNS NLD													
	Envision Virgin Racing Audi e-tron FE05													
0	47.277			43.151	72.3	47.277								
1	1:45.516		34.695	31.172	39.649	97.9	2:32.793							
2	47:34.661 B	42.532	1:13.568	...	3.6	50:07.451								
3	2:28.827	■ 1:02.422	44.254	42.151	69.4	52:36.278								
4	1:37.083	■ 30.528	28.800	37.755	106.4	54:13.361								
5	1:35.551	■ 29.803	29.304	36.444	108.1	55:48.912								
6	1:34.528	29.870	28.488	36.170	109.3	57:23.440								
7	1:34.015	29.970	28.362	35.683	109.9	58:57.455								
8	1:33.743	29.777	28.217	35.749	110.2	1:00:31.198								
9	1:33.778	30.036	28.186	35.556	110.2	1:02:04.976								
10	1:33.939	29.871	28.401	35.667	110.0	1:03:38.915								
11	1:33.888	29.976	28.313	35.599	110.0	1:05:12.803								
12	1:34.301	29.979	28.521	35.801	109.6	1:06:47.104								
13	1:34.239	29.846	28.432	35.961	109.6	1:08:21.343								
14	2:19.088	29.905	48.192	1:00.991	74.3	1:10:40.431								
15	1:33.716	30.049	28.257	35.410	110.2	1:12:14.147								
16	1:33.483	29.693	28.435	35.355	110.5	1:13:47.630								
17	1:33.327	29.740	28.205	35.382	110.7	1:15:20.957								
18	1:33.675	29.716	28.339	35.620	110.3	1:16:54.632								
19	1:33.450	29.710	28.213	35.527	110.6	1:18:28.082								
20	1:33.258	29.699	28.333	35.226	110.8	1:20:01.340								
21	1:33.199	29.758	28.210	35.231	110.9	1:21:34.539								
22	1:33.319	29.709	28.321	35.289	110.7	1:23:07.858								
23	1:33.224	29.703	28.196	35.325	110.8	1:24:41.082								
24	1:33.874	29.920	28.372	35.582	110.1	1:26:14.956								
25	1:33.676	■ 30.390	28.047	35.239	110.3	1:27:48.632								
26	1:32.371	■ 29.606	27.822	34.943	111.9	1:29:21.003								
27	1:32.577	■ 29.548	27.899	35.130	111.6	1:30:53.580								
28	1:33.407	29.807	28.317	35.283	110.6	1:32:26.987								
29	1:33.334	29.783	28.116	35.435	110.7	1:34:00.321								
5	Stoffel VANDOORNE BEL													
	HWA RACELAB Venturi VFE05													
0	45.040			42.056	75.9	45.040								
1	1:44.382		33.928	31.052	39.402	99.0	2:29.422							
2	47:34.432 B	41.042	1:11.447	...	3.6	50:03.851								
3	2:31.176	1:01.834	45.842	43.500	68.3	52:35.027								
4	1:36.997	30.911	28.908	37.178	106.5	54:12.024								
5	1:34.887	30.026	28.573	36.288	108.9	55:46.911								
6	1:34.208	30.025	28.440	35.743	109.7	57:21.119								
7	1:33.641	29.871	28.265	35.505	110.3	58:54.760								
8	1:33.802	■ 30.440	27.973	35.389	110.1	1:00:28.562								
9	1:33.237	■ 29.616	28.129	35.492	110.8	1:02:01.799								
10	1:33.599	■ 29.864	28.154	35.581	110.4	1:03:35.398								
11	1:33.766	29.930	28.443	35.393	110.2	1:05:09.164								

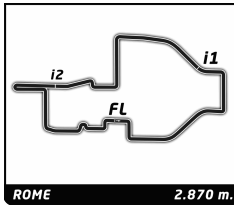


ABB FIA Formula E Championship

Round 7 - Rome ePrix

Race

Analysis

Official Timekeeper

■ 250KW
 ■ 225KW
 ■ Personal Best
 ■ Session Best
 ■ B Crossing the finish line in pit lane

Lap	Time	Sector 1	Sector 2	Sector 3	Kph	Elapsed	Lap	Time	Sector 1	Sector 2	Sector 3	Kph	Elapsed
12	1:33.613	29.757	28.390	35.466	110.4	1:06:42.777	4	1:35.063	29.832	28.540	36.691	108.7	54:18.935
13	1:34.361	30.020	28.566	35.775	109.5	1:08:17.138	5	1:34.373	29.468	28.236	36.669	109.5	55:53.308
14	2:17.894	29.816	44.133	1:03.945	74.9	1:10:35.032	6	1:34.862	29.763	28.691	36.408	108.9	57:28.170
15	1:33.256	29.938	28.330	34.988	110.8	1:12:08.288	7	1:35.362	29.876	29.101	36.385	108.3	59:03.532
16	1:33.043	29.724	28.435	34.884	111.0	1:13:41.331	8	1:34.190	29.682	28.758	35.750	109.7	1:00:37.722
17	1:32.993	29.739	28.275	34.979	111.1	1:15:14.324	9	1:34.620	30.051	28.586	35.983	109.2	1:02:12.342
18	1:33.889	29.736	28.358	35.795	110.0	1:16:48.213	10	1:35.002	29.784	28.789	36.429	108.8	1:03:47.344
19	1:33.599	29.830	28.462	35.307	110.4	1:18:21.812	11	2:07.656	29.927	28.702	1:09.027	80.9	1:05:55.000
20	1:33.132	29.829	28.325	34.978	110.9	1:19:54.944	12	1:32.883	27.224	28.675	36.984	111.2	1:07:27.883
21	1:32.951	29.786	28.352	34.813	111.2	1:21:27.895	13	1:36.673	30.119	28.493	38.061	106.9	1:09:04.556
22	1:32.824	29.732	28.346	34.746	111.3	1:23:00.719	14	2:28.303	1:07.405	45.120	35.778	69.7	1:11:32.859
23	1:33.147	29.807	28.371	34.969	110.9	1:24:33.866	15	1:33.624	29.734	28.368	35.522	110.4	1:13:06.483
24	1:34.144	30.148	28.737	35.259	109.7	1:26:08.010	16	1:33.116	29.760	28.137	35.219	111.0	1:14:39.599
25	1:34.232	30.797	28.569	34.866	109.6	1:27:42.242	17	1:34.028	30.321	28.243	35.464	109.9	1:16:13.627
26	1:33.861	30.220	28.340	35.301	110.1	1:29:16.103	18	1:33.466	29.990	28.247	35.229	110.5	1:17:47.093
27	1:34.452	30.531	28.510	35.411	109.4	1:30:50.555	19	1:33.264	29.662	28.275	35.327	110.8	1:19:20.357
28	1:33.906	30.423	28.625	34.858	110.0	1:32:24.461	20	1:33.863	29.631	28.762	35.470	110.1	1:20:54.220
29	1:33.078	29.666	28.336	35.076	111.0	1:33:57.539	21	1:34.557	29.855	29.408	35.294	109.3	1:22:28.777

6 Maximilian GÜNTHER		DEU	
GEOX DRAGON		Penske EV-3	
0	46.588		42.744 73.4 46.588
1	1:51.641	38.264	32.257 41.120 92.5 2:38.229
2	47:36.930	46.884	1:14.204 ... 3.6 50:15.156
3	2:25.499	1:00.665	43.170 41.664 71.0 52:40.655
4	1:35.847	30.567	28.717 36.563 107.8 54:16.502
5	1:34.835	30.375	28.077 36.383 108.9 55:51.337
6	1:35.139	29.641	29.070 36.428 108.6 57:26.476
7	1:34.497	29.648	28.778 36.071 109.3 59:00.973
8	1:34.452	30.118	28.491 35.843 109.4 1:00:35.425
9	1:34.202	29.962	28.555 35.685 109.7 1:02:09.627
10	1:34.031	29.735	28.411 35.885 109.9 1:03:43.658
11	1:33.929	29.875	28.395 35.659 110.0 1:05:17.587
12	1:34.182	29.869	28.507 35.806 109.7 1:06:51.769
13	1:34.129	29.807	28.438 35.884 109.8 1:08:25.898
14	2:25.471	29.892	1:01.656 53.923 71.0 1:10:51.369
15	1:34.521	30.224	28.561 35.736 109.3 1:12:25.890
16	1:33.429	29.662	28.330 35.437 110.6 1:13:59.319
17	1:34.842	29.553	29.508 35.781 108.9 1:15:34.161
18	1:33.760	29.682	28.321 35.757 110.2 1:17:07.921
19	1:33.722	29.640	28.420 35.662 110.2 1:18:41.643
20	1:33.867	29.690	28.501 35.676 110.1 1:20:15.510
21	1:33.663	29.693	28.408 35.562 110.3 1:21:49.173
22	1:34.733	29.666	28.301 36.766 109.1 1:23:23.906
23	1:33.742	29.925	28.214 35.603 110.2 1:24:57.648
24	1:33.680	29.538	28.427 35.715 110.3 1:26:31.328
25	1:33.615	29.793	28.368 35.454 110.4 1:28:04.943
26	1:37.661	32.629	29.071 35.961 105.8 1:29:42.604
27	1:34.174	29.957	28.611 35.606 109.7 1:31:16.778
28	1:34.910	29.968	29.014 35.928 108.9 1:32:51.688

7 José Maria LOPEZ		ARG	
GEOX DRAGON		Penske EV-3	
0	50.025		47.008 68.4 50.025
1	31:14.129	35.647	35.364 ... 5.5 32:04.154
2	18:17.741	...	39.823 2:43.038 9.4 50:21.892
3	2:21.980	59.383	41.988 40.609 72.8 52:43.872

8 Tom DILLMANN		FRA	
NIO Formula E Team		NIO Sport 004	
0	55.976		48.507 61.1 55.976
1	45:38.413	35.309	32.978 ... 3.8 46:34.389
2	4:00.841	40.875	41.894 2:38.072 42.9 50:35.227
3	2:17.383	55.674	40.286 41.423 75.2 52:52.610
4	1:35.292	30.117	28.600 36.575 108.4 54:27.902
5	1:34.620	30.096	28.272 36.252 109.2 56:02.522
6	1:34.629	30.237	28.520 35.872 109.2 57:37.151
7	1:34.340	30.349	28.357 35.634 109.5 59:11.491
8	1:34.397	30.407	28.290 35.700 109.5 1:00:45.888
9	1:34.219	30.075	28.335 35.809 109.7 1:02:20.107
10	1:33.990	30.083	28.381 35.526 109.9 1:03:54.097
11	1:34.104	30.182	28.364 35.558 109.8 1:05:28.201
12	1:34.587	30.156	28.381 36.050 109.2 1:07:02.788
13	1:35.105	30.155	28.953 35.997 108.6 1:08:37.893
14	2:29.940	39.261	1:08.785 41.894 68.9 1:11:07.833
15	1:33.582	29.783	28.311 35.488 110.4 1:12:41.415
16	1:34.374	30.404	28.458 35.512 109.5 1:14:15.789
17	1:33.866	30.090	28.392 35.384 110.1 1:15:49.655
18	1:33.795	29.982	28.324 35.489 110.2 1:17:23.450
19	1:33.678	30.025	28.407 35.246 110.3 1:18:57.128
20	1:33.981	30.170	28.383 35.428 109.9 1:20:31.109
21	1:33.805	30.101	28.432 35.272 110.1 1:22:04.914
22	1:34.966	30.908	28.702 35.356 108.8 1:23:39.880
23	1:33.754	29.770	28.354 35.630 110.2 1:25:13.634
24	1:35.149	30.026	28.888 36.235 108.6 1:26:48.783
25	1:36.124	30.663	29.033 36.428 107.5 1:28:24.907
26	1:36.284	30.669	29.067 36.548 107.3 1:30:01.191
27	1:34.073	30.369	28.436 35.268 109.8 1:31:35.264
28	1:33.763	29.915	28.239 35.609 110.2 1:33:09.027

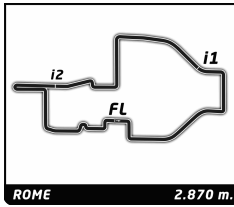


ABB FIA Formula E Championship

Round 7 - Rome ePrix

Race

Analysis

Official Timekeeper

■ 250KW
 ■ 225KW
 ■ Personal Best
 ■ Session Best
 ■ B Crossing the finish line in pit lane

Lap	Time	Sector 1	Sector 2	Sector 3	Kph	Elapsed	Lap	Time	Sector 1	Sector 2	Sector 3	Kph	Elapsed
29	1:34.366	30.599	28.386	35.381	109.5	1:34:43.393	20	1:34.014	30.599	28.222	35.193	109.9	1:20:29.643
11 Lucas DI GRASSI						BRA	21	1:33.328	29.795	28.130	35.403	110.7	1:22:02.971
Audi Sport Abt Schaeffler Formula E Te						Audi e-tron FE05	22	1:33.491	29.939	28.054	35.498	110.5	1:23:36.462
0	51.160			45.988	66.8	51.160	23	1:34.611	30.313	28.557	35.741	109.2	1:25:11.073
1	1:49.828	35.638	34.164	40.026	94.1	2:40.988	24	1:34.265	30.124	28.606	35.535	109.6	1:26:45.338
2	47:37.817 B	56.149	1:11.834	...	3.6	50:18.802	25	1:35.313	30.158	29.391	35.764	108.4	1:28:20.651
3	2:23.919	1:00.566	42.966	40.387	71.8	52:42.721	26	1:34.930	30.259	28.763	35.908	108.8	1:29:55.581
4	1:35.304	30.108	29.087	36.109	108.4	54:18.025	27	1:34.912	30.372	28.713	35.827	108.9	1:31:30.493
5	1:34.478	29.548	28.621	36.309	109.4	55:52.503	28	1:34.446	30.177	28.708	35.561	109.4	1:33:04.939
6	1:34.972	29.777	28.705	36.490	108.8	57:27.475	29	1:34.817	30.156	28.613	36.048	109.0	1:34:39.756
7	1:34.437	29.913	28.608	35.916	109.4	59:01.912	17 Gary PAFETT						GBR
8	1:35.150	29.934	29.782	35.434	108.6	1:00:37.062	HWA RACELAB						Venturi VFE05
9	1:34.416	29.783	28.650	35.983	109.4	1:02:11.478	0	51.778			46.018	66.1	51.778
10	1:33.918	29.814	28.527	35.577	110.0	1:03:45.396	19 Felipe MASSA						BRA
11	1:33.908	29.880	28.616	35.412	110.0	1:05:19.304	Venturi Formula E Team						Venturi VFE05
12	1:34.561	29.759	28.686	36.116	109.3	1:06:53.865	0	48.041			43.620	71.2	48.041
13	1:34.017	29.792	28.502	35.723	109.9	1:08:27.882	1	1:48.547	35.944	31.932	40.671	95.2	2:36.588
14	2:25.148	29.870	1:01.249	54.029	71.2	1:10:53.030	2	47:34.875 B	46.096	1:13.109	...	3.6	50:11.460
15	1:34.483	29.826	28.951	35.706	109.4	1:12:27.513	3	2:26.941	1:01.735	43.568	41.638	70.3	52:38.401
16	1:33.596	29.665	28.570	35.361	110.4	1:14:01.109	4	1:35.990	30.337	28.588	37.065	107.6	54:14.391
17	1:34.094	29.618	28.412	36.064	109.8	1:15:35.203	5	1:35.753	29.833	28.936	36.984	107.9	55:50.144
18	1:34.451	29.864	29.186	35.401	109.4	1:17:09.654	6	1:35.759	29.893	29.656	36.210	107.9	57:25.903
19	1:33.274	29.706	28.397	35.171	110.8	1:18:42.928	7	1:34.011	29.915	28.622	35.474	109.9	58:59.914
20	1:33.962	29.662	29.053	35.247	110.0	1:20:16.890	8	1:33.848	29.802	28.429	35.617	110.1	1:00:33.762
21	1:32.919	29.567	28.202	35.150	111.2	1:21:49.809	9	1:34.018	29.803	28.449	35.766	109.9	1:02:07.780
22	1:33.229	29.595	28.381	35.253	110.8	1:23:23.038	10	1:34.000	29.894	28.406	35.700	109.9	1:03:41.780
23	1:33.009	29.587	28.317	35.105	111.1	1:24:56.047	11	1:34.319	29.843	28.518	35.958	109.5	1:05:16.099
24	1:33.445	30.241	28.233	34.971	110.6	1:26:29.492	20 Mitch EVANS						NZL
25	1:32.273	29.436	27.904	34.933	112.0	1:28:01.765	Panasonic Jaguar Racing						Jaguar I-Type III
26	1:32.801	29.381	28.132	35.288	111.3	1:29:34.566	0	43.918			41.644	77.9	43.918
27	1:33.681	30.016	28.363	35.302	110.3	1:31:08.247	1	1:43.852	33.561	30.961	39.330	99.5	2:27.770
28	1:33.694	29.813	28.394	35.487	110.3	1:32:41.941	2	47:33.838 B	37.388	1:11.640	...	3.6	50:01.605
29	1:33.539	29.761	28.316	35.462	110.5	1:34:15.480	3	2:32.978	1:02.766	46.340	43.872	67.5	52:34.583
16 Oliver TURVEY						GBR	4	1:36.896	30.761	28.812	37.323	106.6	54:11.479
NIO Formula E Team						NIO Sport 004	5	1:34.483	29.903	28.357	36.223	109.4	55:45.962
0	55.377			48.555	61.8	55.377	6	1:34.059	29.662	28.483	35.914	109.8	57:20.021
1	45:36.105 B	35.286	33.232	...	3.8	46:31.482	7	1:33.914	29.671	28.311	35.932	110.0	58:53.935
2	4:00.482 B	38.340	41.990	2:40.152	43.0	50:31.961	8	1:33.529	29.593	28.360	35.576	110.5	1:00:27.464
3	2:18.598	56.097	40.985	41.516	74.5	52:50.559	9	1:33.570	29.586	28.205	35.779	110.4	1:02:01.034
4	1:35.881	30.549	28.620	36.712	107.8	54:26.440	10	1:33.602	29.609	28.347	35.646	110.4	1:03:34.636
5	1:34.479	29.881	28.285	36.313	109.4	56:00.919	11	1:33.495	29.761	28.258	35.476	110.5	1:05:08.131
6	1:34.430	30.141	28.537	35.752	109.4	57:35.349	12	1:33.814	29.745	28.384	35.685	110.1	1:06:41.945
7	1:33.883	29.922	28.422	35.539	110.1	59:09.232	13	1:34.151	29.810	28.531	35.810	109.7	1:08:16.096
8	1:34.023	29.854	28.493	35.676	109.9	1:00:43.255	14	2:16.959	29.667	42.835	1:04.457	75.4	1:10:33.055
9	1:34.110	29.768	28.609	35.733	109.8	1:02:17.365	15	1:34.087	30.527	28.328	35.232	109.8	1:12:07.142
10	1:34.122	29.902	28.497	35.723	109.8	1:03:51.487	16	1:32.737	30.245	27.890	34.602	111.4	1:13:39.879
11	1:34.082	29.972	28.431	35.679	109.8	1:05:25.569	17	1:32.560	29.282	27.998	35.280	111.6	1:15:12.439
12	1:34.704	30.389	28.366	35.949	109.1	1:07:00.273	18	1:34.442	29.448	29.576	35.418	109.4	1:16:46.881
13	1:33.904	30.029	28.412	35.463	110.0	1:08:34.177	19	1:33.186	29.674	28.283	35.229	110.9	1:18:20.067
14	2:29.434	34.924	1:09.506	45.004	69.1	1:11:03.611	20	1:32.705	29.537	28.171	34.997	111.5	1:19:52.772
15	1:34.118	30.059	28.568	35.491	109.8	1:12:37.729	21	1:32.421	29.391	28.071	34.959	111.8	1:21:25.193
16	1:33.816	29.829	28.376	35.611	110.1	1:14:11.545	22	1:32.731	29.263	28.314	35.154	111.4	1:22:57.924
17	1:34.048	30.019	28.693	35.336	109.9	1:15:45.593	23	1:32.291	29.561	27.978	34.752	112.0	1:24:30.215
18	1:35.395	29.949	29.756	35.690	108.3	1:17:20.988	24	1:33.297	30.057	28.163	35.077	110.7	1:26:03.512
19	1:34.641	29.916	29.080	35.645	109.2	1:18:55.629							

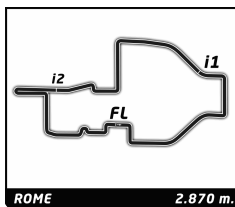


ABB FIA Formula E Championship

Round 7 - Rome ePrix

Race

Analysis

Official Timekeeper 

■ 250KW ■ 225KW ■ Personal Best ■ Session Best ■ Crossing the finish line in pit lane

Lap	Time	Sector 1	Sector 2	Sector 3	Kph	Elapsed	Lap	Time	Sector 1	Sector 2	Sector 3	Kph	Elapsed
25	1:33.057	29.363	28.626	35.068	111.0	1:27:36.569	16	1:33.672	29.697	28.430	35.545	110.3	1:13:45.918
26	1:32.928	29.361	28.208	35.359	111.2	1:29:09.497	17	1:33.761	29.870	28.358	35.533	110.2	1:15:19.679
27	1:35.144 ■	30.085	28.226	36.833	108.6	1:30:44.641	18	1:33.600	29.858	28.332	35.410	110.4	1:16:53.279
28	1:33.549 ■	29.366	28.196	35.987	110.4	1:32:18.190	19	1:33.528	29.670	28.324	35.534	110.5	1:18:26.807
29	1:32.950 ■	29.196	27.967	35.787	111.2	1:33:51.140	20	1:33.394	29.726	28.466	35.202	110.6	1:20:00.201

22	Oliver ROWLAND		GBR			
	Nissan e.dams		Nissan IM01			
0	48.345		43.715	70.7	48.345	
1	1:46.630	34.641	31.511	40.478	96.9	2:34.975
2	47:34.945 ■	43.269	1:15.609	...	3.6	50:09.917
3	2:27.260 ■	1:02.358	43.371	41.531	70.2	52:37.177
4	1:36.625 ■	30.398	28.601	37.626	106.9	54:13.802
5	1:35.565 ■	29.693	29.191	36.681	108.1	55:49.367
6	1:34.671	29.993	28.405	36.273	109.1	57:24.038
7	1:34.105	29.936	28.221	35.948	109.8	58:58.143
8	1:33.811	29.938	28.288	35.585	110.1	1:00:31.954
9	1:34.665	29.956	28.834	35.875	109.1	1:02:06.619
10	1:33.934	29.893	28.325	35.716	110.0	1:03:40.553
11	1:34.048	29.804	28.389	35.855	109.9	1:05:14.601
12	1:34.111	29.797	28.463	35.851	109.8	1:06:48.712
13	1:34.078	29.910	28.310	35.858	109.8	1:08:22.790
14	2:19.212	29.767	49.050	1:00.395	74.2	1:10:42.002
15	1:33.675	29.975	28.170	35.530	110.3	1:12:15.677
16	1:33.394	29.699	28.207	35.488	110.6	1:13:49.071
17	1:33.187	29.695	28.102	35.390	110.9	1:15:22.258
18	1:33.425	29.682	28.283	35.460	110.6	1:16:55.683
19	1:33.483	29.848	28.223	35.412	110.5	1:18:29.166
20	1:33.211	29.697	28.199	35.315	110.8	1:20:02.377
21	1:33.181	29.729	28.193	35.259	110.9	1:21:35.558
22	1:33.547	29.777	28.220	35.550	110.4	1:23:09.105
23	1:33.589	29.778	28.218	35.593	110.4	1:24:42.694
24	1:33.604	29.840	28.242	35.522	110.4	1:26:16.298
25	1:33.471	29.660	28.491	35.320	110.5	1:27:49.769
26	1:33.513	29.765	28.266	35.482	110.5	1:29:23.282
27	1:34.210 ■	30.437	28.233	35.540	109.7	1:30:57.492
28	1:32.655 ■	29.601	27.961	35.093	111.5	1:32:30.147
29	1:32.255	29.580	27.795	34.880	112.0	1:34:02.402

23	Sébastien BUEMI		CHE			
	Nissan e.dams		Nissan IM01			
0	45.864		42.278	74.6	45.864	
1	1:44.358	33.884	30.832	39.642	99.0	2:30.222
2	47:35.503 ■	42.726	1:14.144	...	3.6	50:05.722
3	2:30.037	1:02.338	44.785	42.914	68.9	52:35.759
4	1:37.280	30.537	29.067	37.676	106.2	54:13.039
5	1:35.217	29.728	29.254	36.235	108.5	55:48.256
6	1:34.391	29.930	28.376	36.085	109.5	57:22.647
7	1:33.920 ■	30.452	27.920	35.548	110.0	58:56.567
8	1:33.602 ■	29.493	28.011	36.098	110.4	1:00:30.169
9	1:33.440 ■	29.422	27.970	36.048	110.6	1:02:03.609
10	1:34.057	29.774	28.438	35.845	109.8	1:03:37.666
11	1:33.989	29.803	28.420	35.766	109.9	1:05:11.655
12	1:34.170	29.922	28.467	35.781	109.7	1:06:45.825
13	1:34.308	29.859	28.513	35.936	109.6	1:08:20.133
14	2:18.634	29.721	46.175	1:02.738	74.5	1:10:38.767
15	1:33.479	29.788	28.305	35.386	110.5	1:12:12.246

25	Jean-Eric VERGNE		FRA			
	DS TECHEETAH		DS E-TENSE FE19			
0	53.183		47.142	64.3	53.183	
1	31:30.757 ■	35.386	32.661	...	5.5	32:23.940
2	18:00.931 ■	...	40.951	2:43.068	9.6	50:24.868
3	2:19.909	57.449	41.826	40.634	73.8	52:44.777
4	1:34.883	29.966	28.661	36.256	108.9	54:19.660
5	1:34.352	29.737	28.608	36.007	109.5	55:54.012
6	1:34.778 ■	30.487	28.032	36.259	109.0	57:28.790
7	1:33.797 ■	29.558	28.182	36.057	110.2	59:02.587
8	1:33.993 ■	29.616	28.684	35.693	109.9	1:00:36.580
9	1:34.499	29.807	28.598	36.094	109.3	1:02:11.079
10	1:33.740	29.651	28.485	35.604	110.2	1:03:44.819
11	1:33.964	29.859	28.616	35.489	110.0	1:05:18.783
12	1:34.477	29.705	28.480	36.292	109.4	1:06:53.260
13	1:33.946	29.777	28.528	35.641	110.0	1:08:27.206
14	2:24.971	29.793	1:00.905	54.273	71.3	1:10:52.177
15	1:34.282	29.730	28.745	35.807	109.6	1:12:26.459
16	1:33.380	29.546	28.397	35.437	110.6	1:13:59.839
17	1:33.099	29.475	28.406	35.218	111.0	1:15:32.938
18	1:33.005	29.481	28.289	35.235	111.1	1:17:05.943
19	1:32.782	29.388	28.262	35.132	111.4	1:18:38.725
20	1:33.214	29.591	28.330	35.293	110.8	1:20:11.939
21	1:32.785	29.461	28.192	35.132	111.4	1:21:44.724
22	1:32.719	29.557	28.130	35.032	111.4	1:23:17.443
23	1:32.674	29.473	28.175	35.026	111.5	1:24:50.117
24	1:32.670	29.433	28.272	34.965	111.5	1:26:22.787
25	1:32.522	29.522	28.125	34.875	111.7	1:27:55.309
26	1:33.188 ■	30.235	27.968	34.985	110.9	1:29:28.497
27	1:31.016	29.003	27.592	34.421	113.5	1:30:59.513
28	1:31.475 ■	29.153	27.558	34.764	112.9	1:32:30.988
29	1:32.884	29.348	28.058	35.478	111.2	1:34:03.872

27	Alexander SIMS		GBR			
	BMW i ANDRETTI MOTORSPORT		BMW iFE.18			
0	54.256		47.114	63.0	54.256	
1	45:44.045 ■	43.046	39.884	...	3.8	46:38.301
2	4:00.360 ■	39.584	43.018	2:37.758	43.0	50:38.658
3	2:16.218	53.446	41.036	41.736	75.8	52:54.876
4	1:35.549	30.717	28.536	36.296	108.1	54:30.425
5	2:19.590 ■	29.804	28.031	1:21.755	74.0	56:50.015
6	1:31.307 ■	27.722	27.876	35.709	113.2	58:21.322

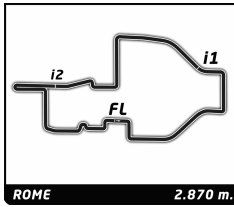


ABB FIA Formula E Championship

Round 7 - Rome ePrix

Race

Analysis

Official Timekeeper

■ 250KW
 ■ 225KW
 ■ Personal Best
 ■ Session Best
 ■ B Crossing the finish line in pit lane

Lap	Time	Sector 1	Sector 2	Sector 3	Kph	Elapsed	Lap	Time	Sector 1	Sector 2	Sector 3	Kph	Elapsed
7	1:32.435	29.594	27.678	35.163	111.8	59:53.757							
8	1:33.547	29.456	28.372	35.719	110.4	1:01:27.304							
9	1:34.411	29.830	28.571	36.010	109.4	1:03:01.715							
10	1:33.793	29.623	28.584	35.586	110.2	1:04:35.508							
11	1:33.675	29.766	28.322	35.587	110.3	1:06:09.183							
12	1:35.807	30.024	28.439	37.344	107.8	1:07:44.990							
13	1:44.424	29.820	28.508	46.096	98.9	1:09:29.414							
14	2:10.566	1:05.558	29.506	35.502	79.1	1:11:39.980							
15	1:33.285	29.797	28.346	35.142	110.8	1:13:13.265							
16	1:33.239	29.654	28.305	35.280	110.8	1:14:46.504							
17	1:33.326	29.675	28.336	35.315	110.7	1:16:19.830							
18	1:33.026	29.555	28.275	35.196	111.1	1:17:52.856							
19	1:33.465	29.691	28.447	35.327	110.5	1:19:26.321							
20	1:32.949	29.664	28.218	35.067	111.2	1:20:59.270							
21	1:33.164	29.662	28.343	35.159	110.9	1:22:32.434							
22	1:33.101	29.657	28.249	35.195	111.0	1:24:05.535							
23	1:32.960	29.606	28.279	35.075	111.1	1:25:38.495							
24	1:33.339	29.718	28.443	35.178	110.7	1:27:11.834							
25	1:33.404	29.632	28.418	35.354	110.6	1:28:45.238							
26	1:33.219	30.186	27.967	35.066	110.8	1:30:18.457							
27	1:32.776	29.443	28.108	35.225	111.4	1:31:51.233							
28	1:36.147	29.630	30.986	35.531	107.5	1:33:27.380							
29	1:35.133	29.934	28.673	36.526	108.6	1:35:02.513							
28	Antonio Felix DA COSTA PRT							36 André LOTTERER DEU					
	BMW i ANDRETTI MOTORSPORT							DS TECHEETAH					
	BMW iFE.18							DS E-TENSE FE19					
0	49.553			44.243	69.0	49.553	0	43.208			41.392	79.2	43.208
1	1:49.211	35.577	32.680	40.954	94.6	2:38.764	1	1:43.515	33.523	30.780	39.212	99.8	2:26.723
2	47:38.014 B	47.236	1:15.188	...	3.6	50:16.775	2	44:38.346 B	37.012	1:11.149	...	3.9	47:05.069
3	2:24.676	1:00.864	43.532	40.280	71.4	52:41.451	3	5:28.777	3:58.423	46.546	43.808	31.4	52:33.843
4	1:35.926	31.082	28.898	35.946	107.7	54:17.377	4	1:36.450	30.634	28.781	37.035	107.1	54:10.293
5	1:34.524	29.734	28.612	36.178	109.3	55:51.901	5	1:34.710	30.085	28.628	35.997	109.1	55:45.003
6	1:35.131	29.713	28.828	36.590	108.6	57:27.032	6	1:34.099	29.841	28.516	35.742	109.8	57:19.102
7	1:34.376	29.947	28.477	35.952	109.5	59:01.408	7	1:34.113	30.063	28.403	35.647	109.8	58:53.215
8	1:34.387	30.127	28.529	35.731	109.5	1:00:35.795	8	1:33.607	29.878	28.330	35.399	110.4	1:00:26.822
9	1:34.481	29.992	28.827	35.662	109.4	1:02:10.276	9	1:33.377	29.745	28.226	35.406	110.6	1:02:00.199
10	1:33.860	29.765	28.481	35.614	110.1	1:03:44.136	10	1:33.810	29.870	28.432	35.508	110.1	1:03:34.009
11	1:33.859	29.919	28.600	35.340	110.1	1:05:17.995	11	1:33.592	29.858	28.372	35.362	110.4	1:05:07.601
12	1:34.249	29.823	28.619	35.807	109.6	1:06:52.244	12	1:33.823	29.933	28.365	35.525	110.1	1:06:41.424
13	1:34.322	30.015	28.496	35.811	109.5	1:08:26.566	13	1:34.127	29.831	28.562	35.734	109.8	1:08:15.551
14	2:26.082	29.931	1:01.909	54.242	70.7	1:10:52.648	14	2:16.276	29.681	42.079	1:04.516	75.8	1:10:31.827
15	1:34.566	29.878	28.863	35.825	109.3	1:12:27.214	15	1:34.648	31.195	28.321	35.132	109.2	1:12:06.475
16	1:33.317	29.634	28.458	35.225	110.7	1:14:00.531	16	1:32.612	29.613	28.073	34.926	111.6	1:13:39.087
17	1:34.301	29.842	28.269	36.190	109.6	1:15:34.832	17	1:32.842	29.626	28.188	35.028	111.3	1:15:11.929
18	1:34.219	29.984	28.943	35.292	109.7	1:17:09.051	18	1:35.719	29.656	30.583	35.480	107.9	1:16:47.648
19	1:33.330	29.730	28.380	35.220	110.7	1:18:42.381	19	1:33.136	29.722	28.409	35.005	110.9	1:18:20.784
20	1:35.895	29.844	30.403	35.648	107.7	1:20:18.276	20	1:32.829	30.204	27.880	34.745	111.3	1:19:53.613
21	1:33.687	29.813	28.623	35.251	110.3	1:21:51.963	21	1:32.100	29.530	27.709	34.861	112.2	1:21:25.713
22	1:32.965	29.759	28.278	34.928	111.1	1:23:24.928	22	1:32.751	29.250	28.129	35.372	111.4	1:22:58.464
23	1:33.685	29.726	28.326	35.633	110.3	1:24:58.613	23	1:33.217	30.340	27.789	35.088	110.8	1:24:31.681
24	1:33.604	29.610	28.301	35.693	110.4	1:26:32.217	24	1:32.353	29.360	27.796	35.197	111.9	1:26:04.034
25	1:33.625	30.241	28.022	35.362	110.4	1:28:05.842	25	1:32.983	29.269	28.465	35.249	111.1	1:27:37.017
26	1:33.667	30.553	28.378	34.736	110.3	1:29:39.509	26	1:33.192	29.690	28.214	35.288	110.9	1:29:10.209
27	1:32.041	29.400	27.881	34.760	112.3	1:31:11.550	27	1:34.780	29.784	28.413	36.583	109.0	1:30:44.989
28	1:32.590	29.660	28.056	34.874	111.6	1:32:44.140	28	1:33.702	29.879	28.154	35.669	110.3	1:32:18.691
29	1:32.651	29.698	27.988	34.965	111.5	1:34:16.791	29	1:33.428	29.585	28.467	35.376	110.6	1:33:52.119
	48 Edoardo MORTARA CHE							64 Jérôme D'AMBROSIO BEL					
	Venturi Formula E Team							MAHINDRA RACING					
	Venturi VFE05							Mahindra M5Electro					
0	49.038			44.726	69.7	49.038	0	54.981			48.477	62.2	54.981
1	1:48.185	35.225	32.021	40.939	95.5	2:37.223	1	45:32.964 B	34.964	33.659	...	3.8	46:27.945
2	47:36.199 B	47.111	1:13.807	...	3.6	50:13.419	2	4:01.847 B	39.448	42.146	2:40.253	42.7	50:29.789
3	2:25.857	1:01.747	42.720	41.390	70.8	52:39.276	3	2:18.895	56.768	40.518	41.609	74.4	52:48.684
4	1:35.782	30.491	28.359	36.932	107.9	54:15.058	4	1:35.874	30.569	28.655	36.650	107.8	54:24.558
5	1:35.560	29.706	28.804	37.050	108.1	55:50.618	5	1:34.491	29.934	28.421	36.136	109.3	55:59.049
6	1:34.318	29.784	28.719	35.815	109.5	57:24.936	6	1:33.625	29.731	28.180	35.714	110.4	57:32.674
7	1:33.642	29.661	28.196	35.785	110.3	58:58.578	7	1:33.518	29.776	28.163	35.579	110.5	59:06.192
8	1:33.808	29.899	28.256	35.653	110.1	1:00:32.386	8	1:33.918	29.631	28.480	35.807	110.0	1:00:40.110

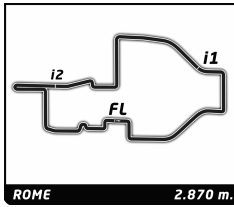


ABB FIA Formula E Championship Round 7 - Rome ePrix Race

Analysis

Official Timekeeper

■ 250KW
 ▣ 225KW
 ■ Personal Best
 ■ Session Best
 ■ B Crossing the finish line in pit lane

Lap	Time	Sector 1	Sector 2	Sector 3	Kph	Elapsed	Lap	Time	Sector 1	Sector 2	Sector 3	Kph	Elapsed
9	1:35.236	29.835	28.632	36.769	108.5	1:02:15.346	1	45:28.082 B	35.579	33.646	...	3.8	46:20.533
10	1:33.858	29.855	28.286	35.717	110.1	1:03:49.204	2	4:06.787 B	44.806	42.141	2:39.840	41.9	50:27.317
11	1:34.089	29.796	28.342	35.951	109.8	1:05:23.293	3	2:19.215	56.569	41.527	41.119	74.2	52:46.532
12	1:33.688	29.819	28.268	35.601	110.3	1:06:56.981	4	1:35.529	30.400	28.624	36.505	108.2	54:22.061
13	1:33.890	29.731	28.514	35.645	110.0	1:08:30.871	5	1:33.887	29.904	28.121	35.862	110.0	55:55.948
14	2:25.617	30.106	1:07.008	48.503	71.0	1:10:56.488	6	1:34.527	30.105	28.288	36.134	109.3	57:30.475
15	1:33.384	29.830	28.277	35.277	110.6	1:12:29.872	7	1:33.876	29.810	28.070	35.996	110.1	59:04.351
16	1:32.740	29.577	28.145	35.018	111.4	1:14:02.612	8	1:34.455	29.720	28.538	36.197	109.4	1:00:38.806
17	1:33.230	29.630	28.118	35.482	110.8	1:15:35.842	9	1:34.471	29.921	28.748	35.802	109.4	1:02:13.277
18	1:34.298	▣ 30.630	28.239	35.429	109.6	1:17:10.140	10	1:34.795	29.819	28.356	36.620	109.0	1:03:48.072
19	1:33.281	▣ 29.651	28.386	35.244	110.8	1:18:43.421	11	1:36.635	30.090	28.468	38.077	106.9	1:05:24.707
20	1:34.031	▣ 29.491	29.301	35.239	109.9	1:20:17.452	12	1:37.406	32.410	28.404	36.592	106.1	1:07:02.113
21	1:32.966	29.685	28.119	35.162	111.1	1:21:50.418	13	1:33.965	29.652	28.128	36.185	110.0	1:08:36.078
22	1:33.877	▣ 29.444	28.312	36.121	110.1	1:23:24.295	14	2:28.483	35.235	1:08.787	44.461	69.6	1:11:04.561
23	1:33.786	29.799	28.421	35.566	110.2	1:24:58.081	15	1:33.868	29.820	28.300	35.748	110.1	1:12:38.429
24	1:33.672	29.483	28.326	35.863	110.3	1:26:31.753	16	1:33.557	29.657	28.207	35.693	110.4	1:14:11.986
25	1:33.708	29.747	28.285	35.676	110.3	1:28:05.461	17	1:34.120	29.967	28.666	35.487	109.8	1:15:46.106
26	1:35.123	30.527	29.669	34.927	108.6	1:29:40.584	18	1:33.934	29.840	28.778	35.316	110.0	1:17:20.040
27	1:32.778	29.552	28.075	35.151	111.4	1:31:13.362	19	1:32.622	29.506	28.038	35.078	111.6	1:18:52.662
28	▣ 1:32.400	29.664	▣ 27.812	▣ 34.924	111.8	1:32:45.762	20	1:32.648	29.486	27.996	35.166	111.5	1:20:25.310
29	1:34.011	29.625	28.510	35.876	109.9	1:34:19.773	21	1:32.467	29.473	27.971	35.023	111.7	1:21:57.777

66	Daniel ABT	DEU
Audi Sport Abt Schaeffler Formula E Te		Audi e-tron FE05
0	53.838	47.627 63.5 53.838
1	45:31.480 B	34.948 33.195 ... 3.8 46:25.318
2	4:03.305 B	41.080 42.137 2:40.088 42.5 50:28.620
3	2:18.769	56.117 41.529 41.123 74.5 52:47.389
4	1:35.394	30.371 28.594 36.429 108.3 54:22.783
5	1:33.980	29.836 28.363 35.781 109.9 55:56.763
6	1:34.279	29.883 28.255 36.141 109.6 57:31.042
7	1:33.807	29.771 28.096 35.940 110.1 59:04.849
8	1:34.472	29.941 28.430 36.101 109.4 1:00:39.321
9	2:15.979	29.898 28.862 1:17.219 76.0 1:02:55.300
10	1:34.232	▣ 30.694 28.425 35.113 109.6 1:04:29.532
11	1:32.871	▣ 29.546 ▣ 27.861 35.464 111.3 1:06:02.403
12	1:32.606	▣ 29.432 27.930 35.244 111.6 1:07:35.009
13	1:36.653	29.811 28.332 38.510 106.9 1:09:11.662
14	2:22.887	1:06.885 40.530 35.472 72.3 1:11:34.549
15	1:32.724	29.543 28.075 35.106 111.4 1:13:07.273
16	1:32.792	29.560 28.138 35.094 111.3 1:14:40.065
17	1:34.003	30.179 28.315 35.509 109.9 1:16:14.068
18	1:33.500	▣ 29.871 28.360 35.269 110.5 1:17:47.568
19	1:33.363	29.684 28.191 35.488 110.7 1:19:20.931
20	1:33.727	29.640 28.375 35.712 110.2 1:20:54.658
21	1:32.961	29.734 28.432 ▣ 34.795 111.1 1:22:27.619
22	1:32.500	29.513 27.993 34.994 111.7 1:24:00.119
23	1:32.562	29.502 28.130 34.930 111.6 1:25:32.681
24	1:32.715	29.662 28.181 34.872 111.4 1:27:05.396
25	▣ 1:32.498	29.474 28.192 34.832 111.7 1:28:37.894
26	1:32.556	29.523 28.110 34.923 111.6 1:30:10.450
27	1:33.478	▣ 30.462 28.041 34.975 110.5 1:31:43.928
28	1:35.546	▣ 29.107 28.659 37.780 108.1 1:33:19.474

94	Pascal WEHRLEIN	DEU
MAHINDRA RACING		Mahindra M5Electro
0	52.451	46.917 65.2 52.451