



FIA FORMULA E CHAMPIONSHIP 2018-19

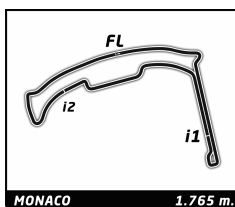


ABB FIA Formula E Championship

Round 9 - Monaco ePrix

Free Practice 1

Analysis

Official Timekeeper

250KW 225KW Personal Best Session Best B Crossing the finish line in pit lane

Lap	Time	Sector 1	Sector 2	Sector 3	Kph	Elapsed	Lap	Time	Sector 1	Sector 2	Sector 3	Kph	Elapsed	
2	Sam BIRD	GBR						20	56.548	20.986	18.054	17.508	112.4	26:15.037
	Envision Virgin Racing	Audi e-tron FE05						21	51.842	19.666	15.583	16.593	122.6	27:06.879
1	1:26.741	45.789	20.795	20.157	73.3	1:26.741	22	58.477	21.678	17.781	19.018	108.7	28:05.356	
2	1:00.024	24.134	18.055	17.835	105.9	2:26.765	23	56.153	20.024	15.952	20.177	113.2	29:01.509	
3	1:29.128	21.136	34.223	33.769	71.3	3:55.893	24	52.202	19.733	15.667	16.802	121.7	29:53.711	
4	57.592	21.820	18.031	17.741	110.3	4:53.485	25	6:37.313 B	21.458	17.891	5:57.964	16.0	36:31.024	
5	54.497	20.397	16.708	17.392	116.6	5:47.982	26	1:07.140	31.192	17.810	18.138	94.6	37:38.164	
6	56.049	20.812	16.741	18.496	113.4	6:44.031	27	54.814	21.711	16.274	16.829	115.9	38:32.978	
7	53.412	20.053	16.306	17.053	119.0	7:37.443	28	51.090	19.352	15.485	16.253	124.4	39:24.068	
8	53.320	19.974	16.295	17.051	119.2	8:30.763	29	57.053	21.272	18.172	17.609	111.4	40:21.121	
9	54.606	20.766	16.764	17.076	116.4	9:25.369	30	52.471	19.838	15.827	16.806	121.1	41:13.592	
10	53.692	20.250	16.308	17.134	118.3	10:19.061	31	52.403	19.766	15.758	16.879	121.3	42:05.995	
11	59.028	20.968	20.750	17.310	107.6	11:18.089	32	52.327	19.787	15.746	16.794	121.4	42:58.322	
12	52.839	19.724	16.128	16.987	120.3	12:10.928	33	55.669	21.099	16.897	17.673	114.1	43:53.991	
13	2:06.850 B	19.684	16.178	1:30.988	50.1	14:17.778	34	54.930	19.668	16.546	18.716	115.7	44:48.921	
14	1:05.466	29.866	17.847	17.753	97.1	15:23.244	35	1:01.056	20.894	19.328	20.834	104.1	45:49.977	
15	7:28.780 B	21.137	16.981	6:50.662	14.2	22:52.024								
16	1:02.914	26.057	18.365	18.492	101.0	23:54.938								
17	57.426	22.107	17.750	17.569	110.6	24:52.364								
18	52.084	19.617	15.813	16.654	122.0	25:44.448								
19	1:12.493	27.009	25.522	19.962	87.6	26:56.941								
20	51.088	19.176	15.484	16.428	124.4	27:48.029								
21	1:13.971	26.493	24.511	22.967	85.9	29:02.000								
22	54.179	19.617	16.218	18.344	117.3	29:56.179								
23	1:01.565	20.730	22.261	18.574	103.2	30:57.744								
24	52.198	19.697	15.759	16.742	121.7	31:49.942								
25	7:13.106 B	19.545	16.305	6:37.256	14.7	39:03.048								
26	1:10.750	27.508	21.175	22.067	89.8	40:13.798								
27	57.454	21.761	18.330	17.363	110.6	41:11.252								
28	50.255	19.010	15.141	16.104	126.4	42:01.507								
29	1:09.126	22.098	23.598	23.430	91.9	43:10.633								
30	51.543	19.359	15.503	16.681	123.3	44:02.176								
31	56.596	20.002	18.354	18.240	112.3	44:58.772								
32	55.577	19.906	17.471	18.200	114.3	45:54.349								
3	Alexander LYNN	GBR												
	Panasonic Jaguar Racing	Jaguar I-Type III												
1	1:46.877	1:06.009	19.887	20.981	59.5	1:46.877								
2	59.242	22.728	18.064	18.450	107.3	2:46.119								
3	1:31.344	28.721	40.276	22.347	69.6	4:17.463								
4	56.480	21.680	17.027	17.773	112.5	5:13.943								
5	55.462	21.153	16.790	17.519	114.6	6:09.405								
6	55.288	21.068	16.780	17.440	114.9	7:04.693								
7	55.033	20.986	16.671	17.376	115.5	7:59.726								
8	54.767	20.904	16.508	17.355	116.0	8:54.493								
9	56.854	21.863	17.555	17.436	111.8	9:51.347								
10	53.570	20.238	16.291	17.041	118.6	10:44.917								
11	2:57.262 B	20.797	18.204	2:18.261	35.8	13:42.179								
12	1:06.426	28.052	19.230	19.144	95.7	14:48.605								
13	57.362	21.367	17.463	18.532	110.8	15:45.967								
14	53.236	20.188	16.078	16.970	119.4	16:39.203								
15	52.787	19.887	15.929	16.971	120.4	17:31.990								
16	52.536	19.784	15.877	16.875	120.9	18:24.526								
17	52.655	20.004	15.735	16.916	120.7	19:17.181								
18	4:56.793 B	20.882	17.449	4:18.462	21.4	24:13.974								
19	1:04.515	27.717	17.788	19.010	98.5	25:18.489								
4	Robin FRIJNS	NLD												
	Envision Virgin Racing	Audi e-tron FE05												
1	1:28.514	47.177	21.478	19.859	71.8	1:28.514								
2	59.846	22.836	18.574	18.436	106.2	2:28.360								
3	1:29.075	21.565	33.546	33.964	71.3	3:57.435								
4	57.916	22.691	17.772	17.453	109.7	4:55.351								
5	55.150	20.981	16.867	17.302	115.2	5:50.501								
6	54.683	20.884	16.574	17.225	116.2	6:45.184								
7	54.295	20.580	16.594	17.121	117.0	7:39.479								
8	54.035	20.483	16.445	17.107	117.6	8:33.514								
9	53.802	20.487	16.317	16.998	118.1	9:27.316								
10	54.040	20.488	16.459	17.093	117.6	10:21.356								
11	54.437	20.852	16.517	17.068	116.7	11:15.793								
12	5:38.639 B	20.544	16.933	5:01.162	18.8	16:54.432								
13	1:04.022	28.150	17.295	18.577	99.2	17:58.454								
14	55.071	20.944	16.804	17.323	115.4	18:53.525								
15	52.485	19.686	16.091	16.708	121.1	19:46.010								
16	59.677	21.729	20.127	17.821	106.5	20:45.687								
17	51.191	19.263	15.476	16.452	124.1	21:36.878								
18	57.292	22.324	17.467	17.501	110.9	22:34.170								
19	52.374	19.694	15.916	16.764	121.3	23:26.544								
20	2:06.359 B	21.466	17.848	1:27.045	50.3	25:32.903								
21	1:01.595	25.534	18.294	17.767	103.2	26:34.498								
22	55.128	20.965	16.900	17.263	115.3	27:29.626								
23	10:09.560 B	24.481	18.617	9:26.462	10.4	37:39.186								
24	1:07.736	30.860	18.762	18.114	93.8	38:46.922								
25	56.959	22.369	17.061	17.529	111.6	39:43.881								
26	50.452	18.984	15.186	16.282	125.9	40:34.333								
27	1:10.459	28.239	25.054	17.166	90.2	41:44.792								
28	52.484	19.913	15.840	16.731	121.1	42:37.276								
29	1:06.306	22.258	24.565	19.483	95.8	43:43.582								
30	52.120	19.526	15.872	16.722	121.9	44:35.702								
31	1:04.658	26.081	18.559	20.018	98.3	45:40.360								
5	Stoffel VANDOORNE	BEL												
	HWA RACELAB	Venturi VFE05												
1	2:05.218	1:24.191	21.823	19.204	50.7	2:05.218								
2	4:36.300 B	22.475	18.566	3:55.259	23.0	6:41.518								
3	1:04.491	28.178	18.383	17.930	98.5	7:46.009								
4	55.299	21.097	16.852	17.350	114.9	8:41.308								

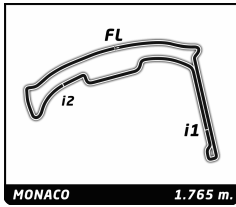


ABB FIA Formula E Championship

Round 9 - Monaco ePrix

Free Practice 1

Analysis

Official Timekeeper

■ 250KW
 ■ 225KW
 ■ Personal Best
 ■ Session Best
 ■ B Crossing the finish line in pit lane

Lap	Time	Sector 1	Sector 2	Sector 3	Kph	Elapsed	Lap	Time	Sector 1	Sector 2	Sector 3	Kph	Elapsed
5	54.255	20.826	16.356	17.073	117.1	9:35.563	26	2:05.693 B ■	20.956	16.849	1:27.888	50.6	43:09.295
6	53.990	20.515	16.221	17.254	117.7	10:29.553	27	1:02.389	27.237	17.589	17.563	101.8	44:11.684
7	53.581	20.493	16.054	17.034	118.6	11:23.134	28	56.848	21.356	18.284	17.208	111.8	45:08.532
8	53.985	20.608	16.180	17.197	117.7	12:17.119	7 José Maria LOPEZ ARG						
9	53.730	20.415	16.282	17.033	118.3	13:10.849	GEOX DRAGON Penske EV-3						
10	54.286	20.463	16.541	17.282	117.0	14:05.135	1	2:14.657	1:34.896	19.794	19.967	47.2	2:14.657
11	54.709	21.343	16.204	17.162	116.1	14:59.844	2	1:20.272	24.416	18.501	37.355	79.2	3:34.929
12	53.528	20.407	16.147	16.974	118.7	15:53.372	3	1:08.354	32.900	17.533	17.921	93.0	4:43.283
13	54.503	20.671	16.663	17.169	116.6	16:47.875	4	55.845	21.467	16.898	17.480	113.8	5:39.128
14	53.670	20.279	16.346	17.045	118.4	17:41.545	5	55.169	21.196	16.680	17.293	115.2	6:34.297
15	54.651	21.075	16.471	17.105	116.3	18:36.196	6	54.176	20.541	16.584	17.051	117.3	7:28.473
16	54.086	20.480	16.477	17.129	117.5	19:30.282	7	5:03.602 B	20.301	16.203	4:27.098	20.9	12:32.075
17	1:11.741	28.297	21.489	21.955	88.6	20:42.023	8	1:05.229	29.779	17.910	17.540	97.4	13:37.304
18	52.786	19.958	15.929	16.899	120.4	21:34.809	9	56.256	21.803	16.993	17.460	112.9	14:33.560
19	1:06.643	27.499	20.228	18.916	95.3	22:41.452	10	52.900	20.158	15.911	16.831	120.1	15:26.460
20	52.499	19.921	15.813	16.765	121.0	23:33.951	11	1:06.516	23.995	22.853	19.668	95.5	16:32.976
21	1:52.251 B	21.901	18.581	1:11.769	56.6	25:26.202	12	52.576	19.885	15.832	16.859	120.9	17:25.552
22	1:04.418	28.291	17.544	18.583	98.6	26:30.620	13	1:01.069	21.824	19.855	19.390	104.0	18:26.621
23	52.159	19.677	15.762	16.720	121.8	27:22.779	14	54.088	20.585	16.419	17.084	117.5	19:20.709
24	1:06.015 ■	24.503	20.583	20.929	96.3	28:28.794	15	54.182	20.462	16.623	17.097	117.3	20:14.891
25	51.574 ■	19.502	15.645	16.427	123.2	29:20.368	16	54.676	20.848	16.604	17.224	116.2	21:09.567
26	1:10.355 ■	21.302	21.983	27.070	90.3	30:30.723	17	58.928	20.950	19.440	18.538	107.8	22:08.495
27	52.022	19.539	15.753	16.730	122.1	31:22.745	18	52.547	19.817	15.899	16.831	120.9	23:01.042
28	1:05.791	23.350	24.988	17.453	96.6	32:28.536	19	1:09.705	24.960	23.859	20.886	91.2	24:10.747
29	51.904	19.500	15.782	16.622	122.4	33:20.440	20	52.373	19.675	15.894	16.804	121.3	25:03.120
30	8:17.586 B	20.276	20.188	7:37.122	12.8	41:38.026	21	5:03.852 B	23.835	23.101	4:16.916	20.9	30:06.972
31	1:08.815 ■	32.025	18.978	17.812	92.3	42:46.841	22	1:07.749	30.055	18.734	18.960	93.8	31:14.721
32	50.638 ■	19.063	15.323	16.252	125.5	43:37.479	23	59.954 ■	23.200	18.942	17.812	106.0	32:14.675
33	1:00.180 ■	22.488	19.248	18.444	105.6	44:37.659	24	51.418 ■	19.445	15.503	16.470	123.6	33:06.093
34	51.861	19.487	15.745	16.629	122.5	45:29.520	25	4:42.189 B ■	23.110	17.462	4:01.617	22.5	37:48.282
6 Maximilian GÜNTHER DEU							8 Tom DILLMANN FRA						
GEOX DRAGON Penske EV-3							NIO Formula E Team NIO Sport 004						
1	1:54.652	1:15.285	20.389	18.978	55.4	1:54.652	1	2:10.752	1:29.148	21.225	20.379	48.6	2:10.752
2	57.990	22.325	17.900	17.765	109.6	2:52.642	2	1:14.179	22.842	17.916	33.421	85.7	3:24.931
3	1:31.260	36.721	35.950	18.589	69.6	4:23.902	3	1:14.056	38.895	17.562	17.599	85.8	4:38.987
4	56.133	21.404	17.413	17.316	113.2	5:20.035	4	56.174	21.327	17.237	17.610	113.1	5:35.161
5	5:37.019 B	21.266	17.210	4:58.543	18.9	10:57.054	5	55.235	20.885	16.812	17.538	115.0	6:30.396
6	1:02.531	26.607	17.832	18.092	101.6	11:59.585	6	1:48.325 B	22.303	16.933	1:09.089	58.7	8:18.721
7	53.863	20.423	16.500	16.940	118.0	12:53.448	7	1:03.260	27.360	18.351	17.549	100.4	9:21.981
8	1:00.594	22.906	19.601	18.087	104.9	13:54.042	8	55.135	21.250	16.413	17.472	115.2	10:17.116
9	52.780	19.779	16.079	16.922	120.4	14:46.822	9	53.584	20.403	16.134	17.047	118.6	11:10.700
10	1:02.483	22.409	20.455	19.619	101.7	15:49.305	10	56.112	21.905	17.054	17.153	113.2	12:06.812
11	1:05.638	22.490	22.234	20.914	96.8	16:54.943	11	53.026	20.131	16.070	16.825	119.8	12:59.838
12	53.380	20.246	16.193	16.941	119.0	17:48.323	12	1:09.527	22.469	29.471	17.587	91.4	14:09.365
13	57.480	21.648	18.293	17.539	110.5	18:45.803	13	54.265	20.644	16.481	17.140	117.1	15:03.630
14	54.325	20.590	16.600	17.135	117.0	19:40.128	14	54.548	20.793	16.442	17.313	116.5	15:58.178
15	54.412	20.428	16.815	17.169	116.8	20:34.540	15	54.239	20.621	16.386	17.232	117.1	16:52.417
16	54.275	20.709	16.406	17.160	117.1	21:28.815	16	1:01.383	21.443	21.425	18.515	103.5	17:53.800
17	54.034	20.603	16.374	17.057	117.6	22:22.849							
18	5:31.197 B	21.006	16.701	4:53.490	19.2	27:54.046							
19	1:04.221 ■	29.324	17.429	17.468	98.9	28:58.267							
20	51.973 ■	19.584	15.679	16.710	122.3	29:50.240							
21	58.522 ■	22.034	17.811	18.677	108.6	30:48.762							
22	52.704	19.853	15.891	16.960	120.6	31:41.466							
23	7:24.233 B	20.603	17.397	6:46.233	14.3	39:05.699							
24	1:06.510 ■	28.679	18.741	19.090	95.5	40:12.209							
25	51.393 ■	19.437	15.380	16.576	123.6	41:03.602							



FIA FORMULA E
CHAMPIONSHIP
2018-19

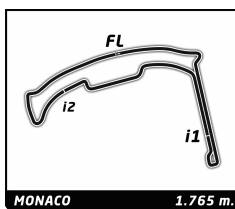


ABB FIA Formula E Championship

Round 9 - Monaco ePrix

Free Practice 1

Analysis

Official Timekeeper TAG Heuer

■ 250KW ■ 225KW ■ Personal Best ■ Session Best ■ B Crossing the finish line in pit lane

Lap	Time	Sector 1	Sector 2	Sector 3	Kph	Elapsed	Lap	Time	Sector 1	Sector 2	Sector 3	Kph	Elapsed	
17	53.035	20.099	15.983	16.953	119.8	18:46.835	17 Gary PAFETT HWA RACELAB Venturi VFE05	1	2:03.169	1:22.990	21.070	19.109	51.6	2:03.169
18	11:03.216 B	24.393	19.665	...	9.6	29:50.051		2	1:10.797	23.150	17.848	29.799	89.7	3:13.966
19	1:18.557	34.090	24.500	19.967	80.9	31:08.608		3	1:20.453	44.907	17.670	17.876	79.0	4:34.419
20	1:00.391	24.593	17.384	18.414	105.2	32:08.999		4	3:18.362 B	22.712	19.956	2:35.694	32.0	7:52.781
21	51.509	19.536	15.522	16.451	123.4	33:00.508		5	1:04.889	26.873	20.087	17.929	97.9	8:57.670
22	7:52.141 B	22.006	18.437	7:11.698	13.5	40:52.649		6	57.003	21.077	18.594	17.332	111.5	9:54.673
23	1:03.079	27.422	17.804	17.853	100.7	41:55.728		7	54.672	20.921	16.612	17.139	116.2	10:49.345
24	59.900	23.427	18.225	18.248	106.1	42:55.628		8	54.273	20.668	16.353	17.252	117.1	11:43.618
25	50.920	19.136	15.481	16.303	124.8	43:46.548		9	54.031	20.723	16.290	17.018	117.6	12:37.649
26	57.956	21.930	17.512	18.514	109.6	44:44.504		10	53.850	20.630	16.193	17.027	118.0	13:31.499
27	1:02.732	24.640	18.561	19.531	101.3	45:47.236		11	53.834	20.498	16.243	17.093	118.0	14:25.333
								12	53.837	20.567	16.216	17.054	118.0	15:19.170
								13	53.831	20.441	16.276	17.114	118.0	16:13.001
								14	53.604	20.316	16.183	17.105	118.5	17:06.605
								15	53.563	20.361	16.170	17.032	118.6	18:00.168
								16	55.901	22.381	16.353	17.167	113.7	18:56.069
								17	53.432	20.426	15.876	17.130	118.9	19:49.501
							18	53.387	20.217	16.068	17.102	119.0	20:42.888	
							19	1:59.043 B	21.534	18.933	1:18.576	53.4	22:41.931	
							20	59.363	24.383	17.496	17.484	107.0	23:41.294	
							21	52.385	19.771	15.782	16.832	121.3	24:33.679	
							22	52.198	19.711	15.728	16.759	121.7	25:25.877	
							23	52.076	19.602	15.651	16.823	122.0	26:17.953	
							24	1:14.175	25.134	28.701	20.340	85.7	27:32.128	
							25	52.248	19.806	15.673	16.769	121.6	28:24.376	
							26	52.120	19.573	15.814	16.733	121.9	29:16.496	
							27	1:08.967	24.176	25.592	19.199	92.1	30:25.463	
							28	51.399	19.313	15.629	16.457	123.6	31:16.862	
							29	1:08.867	25.411	24.395	19.061	92.3	32:25.729	
							30	51.949	19.664	15.585	16.700	122.3	33:17.678	
							31	52.305	19.564	15.841	16.900	121.5	34:09.983	
							32	6:45.910 B	24.816	19.178	6:01.916	15.7	40:55.893	
							33	1:13.271	34.291	21.344	17.636	86.7	42:09.164	
							34	51.512	19.211	15.953	16.348	123.3	43:00.676	
							35	1:03.419	20.085	21.009	22.325	100.2	44:04.095	
							36	52.139	19.464	15.958	16.717	121.9	44:56.234	
							37	52.367	19.496	15.716	17.155	121.3	45:48.601	

Lap	Time	Sector 1	Sector 2	Sector 3	Kph	Elapsed	
11	Lucas DI GRASSI						BRA
	Audi Sport Abt Schaeffler Formula E Te						Audi e-tron FE05
1	1:18.466	38.063	21.051	19.352	81.0	1:18.466	
2	59.623	22.365	19.022	18.236	106.6	2:18.089	
3	1:17.250	21.418	18.532	37.300	82.3	3:35.339	
4	1:09.341	33.937	17.887	17.517	91.6	4:44.680	
5	58.960	20.826	17.230	20.904	107.8	5:43.640	
6	54.415	20.549	16.613	17.253	116.8	6:38.055	
7	54.101	20.536	16.471	17.094	117.4	7:32.156	
8	53.705	20.360	16.245	17.100	118.3	8:25.861	
9	54.048	20.472	16.346	17.230	117.6	9:19.909	
10	54.110	20.353	16.496	17.261	117.4	10:14.019	
11	54.105	20.569	16.533	17.003	117.4	11:08.124	
12	54.053	20.391	16.353	17.309	117.6	12:02.177	
13	54.286	20.602	16.596	17.088	117.0	12:56.463	
14	1:03.377	24.306	21.291	17.780	100.3	13:59.840	
15	52.455	19.630	15.945	16.880	121.1	14:52.295	
16	59.985	22.002	17.795	20.188	105.9	15:52.280	
17	52.283	19.587	15.816	16.880	121.5	16:44.563	
18	7:25.736 B	21.048	19.921	6:44.767	14.3	24:10.299	
19	58.598	24.957	16.530	17.111	108.4	25:08.897	
20	51.774	19.539	15.631	16.604	122.7	26:00.671	
21	1:02.417	21.508	18.640	22.269	101.8	27:03.088	
22	58.756	22.350	18.247	18.159	108.1	28:01.844	
23	52.021	19.413	15.901	16.707	122.1	28:53.865	
24	52.806	19.379	16.159	17.268	120.3	29:46.671	
25	6:52.204 B	19.402	17.022	6:15.780	15.4	36:38.875	
26	1:07.967	28.167	18.740	21.060	93.5	37:46.842	
27	50.831	19.162	15.343	16.326	125.0	38:37.673	
28	2:51.763 B	19.999	16.975	2:14.789	37.0	41:29.436	
29	1:00.212	24.427	17.239	18.546	105.5	42:29.648	
30	50.183	18.838	15.173	16.172	126.6	43:19.831	
31	53.597	20.618	15.994	16.985	118.6	44:13.428	
32	52.383	19.993	15.790	16.600	121.3	45:05.811	

Lap	Time	Sector 1	Sector 2	Sector 3	Kph	Elapsed	
16	Oliver TURVEY						GBR
	NIO Formula E Team						NIO Sport 004
1	2:20.498	1:37.750	21.868	20.880	45.2	2:20.498	
2	1:26.179	23.916	23.962	38.301	73.7	3:46.677	
3	1:03.866	28.283	17.573	18.010	99.5	4:50.543	
4	55.915	21.602	16.877	17.436	113.6	5:46.458	
5	54.544	20.821	16.571	17.152	116.6	6:41.002	
6	54.087	20.638	16.328	17.121	117.5	7:35.089	
7	53.829	20.513	16.217	17.099	118.0	8:28.918	

Lap	Time	Sector 1	Sector 2	Sector 3	Kph	Elapsed	
19	Felipe MASSA						BRA
	Venturi Formula E Team						Venturi VFE05
1	1:52.292	1:11.661	21.642	18.989	56.6	1:52.292	
2	58.596	22.875	17.943	17.778	108.4	2:50.888	
3	1:28.567	37.147	33.733	17.687	71.7	4:19.455	
4	56.094	21.632	17.200	17.262	113.3	5:15.549	
5	55.324	21.172	16.869	17.283	114.9	6:10.873	
6	54.881	20.860	16.702	17.319	115.8	7:05.754	
7	54.709	20.602	16.919	17.188	116.1	8:00.463	
8	56.802	20.786	16.636	19.380	111.9	8:57.265	
9	54.402	20.597	16.567	17.238	116.8	9:51.667	
10	54.067	20.552	16.453	17.062	117.5	10:45.734	
11	53.848	20.512	16.306	17.030	118.0	11:39.582	
12	53.838	20.433	16.418	16.987	118.0	12:33.420	
13	53.693	20.305	16.266	17.122	118.3	13:27.113	
14	53.906	20.410	16.421	17.075	117.9	14:21.019	

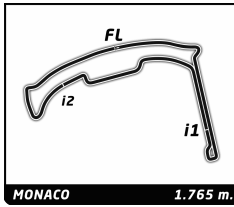


ABB FIA Formula E Championship Round 9 - Monaco ePrix Free Practice 1

Analysis

Official Timekeeper

■ 250KW
 ■ 225KW
 ■ Personal Best
 ■ Session Best
 ■ B Crossing the finish line in pit lane

Lap	Time	Sector 1	Sector 2	Sector 3	Kph	Elapsed	Lap	Time	Sector 1	Sector 2	Sector 3	Kph	Elapsed
15	55.463	20.675	16.923	17.865	114.6	15:16.482	2	1:01.050	21.492	20.371	19.187	104.1	2:44.182
16	53.483	20.306	16.253	16.924	118.8	16:09.965	3	1:28.935	23.227	42.945	22.763	71.4	4:13.117
17	4:55.145 B	20.616	16.245	4:18.284	21.5	21:05.110	4	54.279	20.420	16.401	17.458	117.1	5:07.396
18	1:10.170	28.284	20.750	21.136	90.6	22:15.280	5	53.230	20.070	16.102	17.058	119.4	6:00.626
19	52.931	20.077	15.965	16.889	120.0	23:08.211	6	52.760	19.802	15.978	16.980	120.4	6:53.386
20	52.312	19.766	15.742	16.804	121.5	24:00.523	7	1:04.452	24.670	21.259	18.523	98.6	7:57.838
21	1:01.746	25.743	18.920	17.083	102.9	25:02.269	8	52.420	19.862	15.751	16.807	121.2	8:50.258
22	52.071	19.640	15.724	16.707	122.0	25:54.340	9	1:43.607 B	21.196	19.560	1:02.851	61.3	10:33.865
23	1:01.092	19.590	19.554	21.948	104.0	26:55.432	10	1:00.761	25.808	17.357	17.596	104.6	11:34.626
24	52.049	19.512	15.636	16.901	122.1	27:47.481	11	53.753	20.363	16.305	17.085	118.2	12:28.379
25	1:01.901	23.406	19.876	18.619	102.6	28:49.382	12	55.015	20.191	17.549	17.275	115.5	13:23.394
26	51.530	19.343	15.556	16.631	123.3	29:40.912	13	53.565	20.161	16.326	17.078	118.6	14:16.959
27	5:10.177 B	24.623	22.764	4:22.790	20.5	34:51.089	14	53.323	20.335	16.128	16.860	119.2	15:10.282
28	1:06.137	28.559	19.220	18.358	96.1	35:57.226	15	53.342	20.144	16.139	17.059	119.1	16:03.624
29	54.092	20.530	16.397	17.165	117.5	36:51.318	16	53.503	20.206	16.249	17.048	118.8	16:57.127
30	52.630	20.795	15.409	16.426	120.7	37:43.948	17	5:48.383 B	20.016	16.729	5:11.638	18.2	22:45.510
31	6:11.398 B	21.714	18.232	5:31.452	17.1	43:55.346	18	1:01.898	25.153	19.102	17.643	102.7	23:47.408
32	59.744	25.221	16.719	17.804	106.4	44:55.090	19	51.831	19.620	15.489	16.722	122.6	24:39.239
33	53.202	19.621	15.667	17.914	119.4	45:48.292	20	51.574	19.555	15.406	16.613	123.2	25:30.813

20	Mitch EVANS	NZL											
	Panasonic Jaguar Racing	Jaguar I-Type III											
1	2:08.334	1:25.665	21.395	21.274	49.5	2:08.334							
2	1:12.818	22.841	17.619	32.358	87.3	3:21.152							
3	1:15.602	40.839	16.993	17.770	84.0	4:36.754							
4	56.158	21.351	17.167	17.640	113.1	5:32.912							
5	55.061	20.931	16.659	17.471	115.4	6:27.973							
6	54.417	20.660	16.449	17.308	116.8	7:22.390							
7	54.118	20.589	16.253	17.276	117.4	8:16.508							
8	54.246	20.574	16.374	17.298	117.1	9:10.754							
9	54.129	20.619	16.315	17.195	117.4	10:04.883							
10	53.493	20.303	16.098	17.092	118.8	10:58.376							
11	53.164	20.175	16.014	16.975	119.5	11:51.540							
12	1:07.357	25.100	22.793	19.464	94.3	12:58.897							
13	52.456	19.830	15.829	16.797	121.1	13:51.353							
14	52.602	19.812	15.886	16.904	120.8	14:43.955							
15	59.584	22.997	18.875	17.712	106.6	15:43.539							
16	1:03.433	24.576	18.599	20.258	100.2	16:46.972							
17	52.588	19.804	15.882	16.902	120.8	17:39.560							
18	52.641	19.790	15.709	17.142	120.7	18:32.201							
19	8:32.971 B	22.117	18.421	7:52.433	12.4	27:05.172							
20	1:08.948	29.391	20.688	18.869	92.2	28:14.120							
21	54.583	20.619	16.908	17.056	116.4	29:08.703							
22	51.360	19.328	15.482	16.550	123.7	30:00.063							
23	1:11.219	22.556	20.978	27.685	89.2	31:11.282							
24	52.010	19.687	15.498	16.825	122.2	32:03.292							
25	6:24.029 B	20.306	16.573	5:47.150	16.5	38:27.321							
26	1:12.485	33.131	20.787	18.567	87.7	39:39.806							
27	59.719	22.012	19.910	17.797	106.4	40:39.525							
28	50.292	18.921	15.162	16.209	126.3	41:29.817							
29	1:51.253 B	19.478	15.919	1:15.856	57.1	43:21.070							
30	57.106	23.888	16.225	16.993	111.3	44:18.176							
31	51.535	19.394	15.437	16.704	123.3	45:09.711							

22	Oliver ROWLAND	GBR											
	Nissan e.dams	Nissan IM01											
1	1:43.132	1:02.159	20.963	20.010	61.6	1:43.132							

23	Sébastien BUEMI	CHE											
	Nissan e.dams	Nissan IM01											
1	1:37.109	55.518	21.486	20.105	65.4	1:37.109							
2	1:03.372	23.309	20.110	19.953	100.3	2:40.481							
3	1:27.624	22.468	41.810	23.346	72.5	4:08.105							
4	56.506	20.438	16.998	19.070	112.4	5:04.611							
5	53.227	20.086	16.272	16.869	119.4	5:57.838							
6	1:46.298 B	21.470	21.889	1:02.939	59.8	7:44.136							
7	1:03.881	28.526	17.672	17.683	99.5	8:48.017							
8	55.057	21.005	16.798	17.254	115.4	9:43.074							
9	54.411	20.666	16.589	17.156	116.8	10:37.485							
10	55.416	20.522	17.578	17.316	114.7	11:32.901							
11	54.196	20.623	16.401	17.172	117.2	12:27.097							
12	53.965	20.716	16.279	16.970	117.7	13:21.062							
13	53.966	20.540	16.381	17.045	117.7	14:15.028							
14	53.698	20.430	16.244	17.024	118.3	15:08.726							
15	53.384	20.194	16.166	17.024	119.0	16:02.110							
16	53.414	20.253	16.204	16.957	119.0	16:55.524							
17	4:34.278 B	20.922	21.145	3:52.211	23.2	21:29.802							
18	1:01.978	25.804	18.479	17.695	102.5	22:31.780							
19	52.276	19.788	15.809	16.679	121.5	23:24.056							
20	1:06.184	23.597	23.764	18.823	96.0	24:30.240							
21	51.957	19.596	15.718	16.643	122.3	25:22.197							

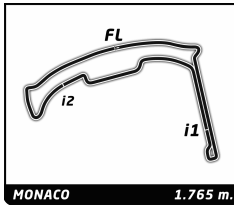


ABB FIA Formula E Championship

Round 9 - Monaco ePrix

Free Practice 1

Analysis

Official Timekeeper TAG Heuer

■ 250KW
 ■ 225KW
 ■ Personal Best
 ■ Session Best
 ■ B Crossing the finish line in pit lane

Lap	Time	Sector 1	Sector 2	Sector 3	Kph	Elapsed	Lap	Time	Sector 1	Sector 2	Sector 3	Kph	Elapsed
22	1:11.192	23.396	22.873	24.923	89.3	26:33.389	41	55.187	20.694	16.830	17.663	115.1	44:55.936
23	51.795	19.463	15.796	16.536	122.7	27:25.184	42	55.628	21.749	16.371	17.508	114.2	45:51.564
24	1:10.940	26.453	25.822	18.665	89.6	28:36.124	27 Alexander SIMS GBR						
25	51.571	19.385	15.554	16.632	123.2	29:27.695	BMW i ANDRETTI MOTORSPORT BMW iFE.18						
26	1:03.476	26.956	19.747	16.773	100.1	30:31.171	1	3:54.390 B	1:17.246	21.406	2:15.738	27.1	3:54.390
27	1:09.207	26.896	23.109	19.202	91.8	31:40.378	2	1:00.193	25.000	17.611	17.582	105.6	4:54.583
28	51.539	19.347	15.589	16.603	123.3	32:31.917	3	55.468	21.181	16.967	17.320	114.6	5:50.051
29	1:08.898	29.465	21.651	17.782	92.2	33:40.815	4	54.604	20.779	16.554	17.271	116.4	6:44.655
30	50.951	19.140	15.476	16.335	124.7	34:31.766	5	54.050	20.461	16.533	17.056	117.6	7:38.705
31	5:00.665 B	21.345	18.048	4:21.272	21.1	39:32.431	6	53.502	20.409	16.213	16.880	118.8	8:32.207
32	1:02.547	25.747	17.787	19.013	101.6	40:34.978	7	53.825	20.427	16.294	17.104	118.0	9:26.032
33	59.932	22.782	20.113	17.037	106.0	41:34.910	8	53.739	20.421	16.252	17.066	118.2	10:19.771
34	50.347	19.079	15.222	16.046	126.2	42:25.257	9	53.786	20.535	16.264	16.987	118.1	11:13.557
35	2:17.263 B	23.259	19.825	1:34.179	46.3	44:42.520	10	54.333	20.733	16.386	17.214	116.9	12:07.890
36	1:03.202	25.988	18.271	18.943	100.5	45:45.722	11	54.047	20.626	16.255	17.166	117.6	13:01.937
25 Jean-Eric VERGNE FRA							DS TECHEETAH DS E-TENSE FE19						
1	1:26.404	44.234	21.851	20.319	73.5	1:26.404	12	54.363	20.686	16.430	17.247	116.9	13:56.300
2	59.324	22.963	18.182	18.179	107.1	2:25.728	13	53.858	20.578	16.293	16.987	118.0	14:50.158
3	1:25.686	21.620	26.175	37.891	74.2	3:51.414	14	1:05.574	22.891	22.510	20.173	96.9	15:55.732
4	1:32.561 B	25.459	17.512	49.590	68.6	5:23.975	15	54.214	20.178	16.976	17.060	117.2	16:49.946
5	1:04.949	27.224	19.380	18.345	97.8	6:28.924	16	1:05.228	25.232	21.764	18.232	97.4	17:55.174
6	55.224	21.085	16.801	17.338	115.1	7:24.148	17	52.505	19.694	16.018	16.793	121.0	18:47.679
7	54.263	20.604	16.516	17.143	117.1	8:18.411	18	52.757	19.676	16.021	17.060	120.4	19:40.436
8	1:40.368 B	20.431	18.957	1:00.980	63.3	9:58.779	19	8:01.072 B	21.669	17.934	7:21.469	13.2	27:41.508
9	58.672	24.986	16.603	17.083	108.3	10:57.451	20	1:08.995	30.053	20.022	18.920	92.1	28:50.503
10	53.086	20.263	15.991	16.832	119.7	11:50.537	21	58.179	20.718	17.965	19.496	109.2	29:48.682
11	57.358	20.178	17.773	19.407	110.8	12:47.895	22	51.453	19.498	15.523	16.432	123.5	30:40.135
12	52.701	19.971	15.860	16.870	120.6	13:40.596	23	57.042	19.461	19.269	18.312	111.4	31:37.177
13	1:00.856	23.655	19.042	18.159	104.4	14:41.452	24	52.024	19.634	15.689	16.701	122.1	32:29.201
14	52.543	19.925	15.810	16.808	120.9	15:33.995	25	1:01.108	23.361	20.740	17.007	104.0	33:30.309
15	55.335	19.781	17.345	18.209	114.8	16:29.330	26	52.130	19.591	15.587	16.952	121.9	34:22.439
16	52.366	19.744	15.776	16.846	121.3	17:21.696	27	6:39.680 B	21.743	19.291	5:58.646	15.9	41:02.119
17	57.698	19.810	18.819	19.069	110.1	18:19.394	28	1:05.226	27.445	19.097	18.684	97.4	42:07.345
18	52.316	19.681	15.829	16.806	121.5	19:11.710	29	57.226	23.053	16.853	17.320	111.0	43:04.571
19	59.829	19.758	19.174	20.897	106.2	20:11.539	30	50.330	18.919	15.333	16.078	126.2	43:54.901
20	3:25.113 B	20.716	18.807	2:45.590	31.0	23:36.652	31	57.413	19.250	18.943	19.220	110.7	44:52.314
21	1:05.303	27.304	18.475	19.524	97.3	24:41.955	28 Antonio Felix DA COSTA PRT						
22	51.994	19.595	15.717	16.682	122.2	25:33.949	BMW i ANDRETTI MOTORSPORT BMW iFE.18						
23	1:45.359 B	21.397	17.826	1:06.136	60.3	27:19.308	1	3:27.776 B	1:15.879	20.088	1:51.809	30.6	3:27.776
24	1:04.239	29.029	17.392	17.818	98.9	28:23.547	2	1:12.225	37.103	17.498	17.624	88.0	4:40.001
25	51.966	19.517	15.720	16.729	122.3	29:15.513	3	55.658	21.295	16.989	17.374	114.2	5:35.659
26	57.881	19.541	17.754	20.586	109.8	30:13.394	4	54.907	20.882	16.641	17.384	115.7	6:30.566
27	51.841	19.502	15.683	16.656	122.6	31:05.235	5	54.695	20.873	16.747	17.075	116.2	7:25.261
28	1:00.876	21.282	18.121	21.473	104.4	32:06.111	6	53.805	20.293	16.546	16.966	118.1	8:19.066
29	1:48.984 B	19.526	17.133	1:12.325	58.3	33:55.095	7	53.843	20.365	16.532	16.946	118.0	9:12.909
30	1:03.429	27.578	18.191	17.660	100.2	34:58.524	8	59.442	24.306	17.994	17.142	106.9	10:12.351
31	53.567	20.169	16.501	16.897	118.6	35:52.091	9	53.517	20.231	16.342	16.944	118.7	11:05.868
32	51.184	19.402	15.396	16.386	124.1	36:43.275	10	1:08.347	24.643	22.972	20.732	93.0	12:14.215
33	59.584	22.638	19.202	17.744	106.6	37:42.859	11	53.713	20.907	15.909	16.897	118.3	13:07.928
34	50.721	19.114	15.340	16.267	125.3	38:33.580	12	52.934	19.812	16.083	17.039	120.0	14:00.862
35	55.782	21.245	16.833	17.704	113.9	39:29.362	13	1:05.968	25.354	23.003	17.611	96.3	15:06.830
36	57.384	21.135	16.958	19.291	110.7	40:26.746	14	52.726	19.906	15.998	16.822	120.5	15:59.556
37	51.760	19.521	15.560	16.679	122.8	41:18.506	15	1:11.018	29.113	24.482	17.423	89.5	17:10.574
38	57.136	19.978	17.909	19.249	111.2	42:15.642	16	52.538	19.671	15.892	16.975	120.9	18:03.112
39	53.080	19.579	15.703	17.798	119.7	43:08.722	17	1:02.651	23.539	21.347	17.765	101.4	19:05.763
40	52.027	19.575	15.685	16.767	122.1	44:00.749	18	52.203	19.560	15.859	16.784	121.7	19:57.966

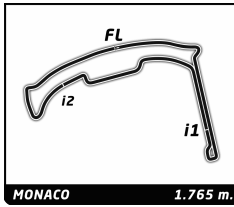


ABB FIA Formula E Championship

Round 9 - Monaco ePrix

Free Practice 1

Analysis

Official Timekeeper

■ 250KW ■ 225KW ■ Personal Best ■ Session Best ■ Crossing the finish line in pit lane

Lap	Time	Sector 1	Sector 2	Sector 3	Kph	Elapsed	Lap	Time	Sector 1	Sector 2	Sector 3	Kph	Elapsed
48 Edoardo MORTARA CHE							48 Edoardo MORTARA CHE						
Venturi Formula E Team							Venturi VFE05						
1	1:51.491	21.624	18.174	8:40.739	11.3	29:18.503	1	1:51.491	21.654	19.145	57.0	1:51.491	
2	58.910	25.917	18.659	17.984	101.6	30:21.063	2	58.910	23.017	18.065	17.828	107.9	2:50.401
3	57.773	20.884	19.878	17.011	110.0	31:18.836	3	1:28.387	35.278	35.366	17.743	71.9	4:18.788
4	51.889	19.517	15.705	16.667	122.5	32:10.725	4	56.175	21.795	16.980	17.400	113.1	5:14.963
5	1:03.230	25.755	20.461	17.014	100.5	33:13.955	5	55.113	21.094	16.813	17.206	115.3	6:10.076
6	51.042	19.167	15.450	16.425	124.5	34:04.997	6	59.336	21.063	17.357	20.916	107.1	7:09.412
7	3:11.454	20.762	18.906	2:31.786	33.2	37:16.451	7	54.772	20.758	16.800	17.214	116.0	8:04.184
8	55.000	21.474	16.461	17.065	115.5	39:14.474	8	54.301	20.646	16.582	17.073	117.0	8:58.485
9	50.449	18.989	15.276	16.184	125.9	40:04.923	9	55.130	20.730	16.728	17.672	115.3	9:53.615
10	1:01.768	19.581	21.815	20.372	102.9	41:06.691	10	54.089	20.525	16.434	17.130	117.5	10:47.704
11	51.990	19.589	15.653	16.748	122.2	41:58.681	11	53.992	20.469	16.380	17.143	117.7	11:41.696
12	1:08.168	26.877	23.583	17.708	93.2	43:06.849	12	53.746	20.400	16.331	17.015	118.2	12:35.442
13	51.975	19.509	15.693	16.773	122.3	43:58.824	13	53.592	20.272	16.404	16.916	118.6	13:29.034
14	54.985	20.969	16.937	17.079	115.6	44:53.809	14	53.466	20.215	16.261	16.990	118.8	14:22.500
15	53.913	19.623	15.896	18.394	117.9	45:47.722	15	55.110	20.220	16.359	18.531	115.3	15:17.610
36 André LOTTERER DEU							36 André LOTTERER DEU						
DS TECHEETAH							DS E-TENSE FE19						
1	1:32.342	51.205	21.080	20.057	68.8	1:32.342	1	1:32.342	51.205	21.080	20.057	68.8	1:32.342
2	59.429	22.689	17.957	18.783	106.9	2:31.771	2	59.429	22.689	17.957	18.783	106.9	2:31.771
3	1:26.863	21.998	34.292	30.573	73.1	3:58.634	3	1:26.863	21.998	34.292	30.573	73.1	3:58.634
4	59.685	24.519	17.497	17.669	106.5	4:58.319	4	59.685	24.519	17.497	17.669	106.5	4:58.319
5	5:31.187	21.103	17.100	4:52.984	19.2	10:29.506	5	5:31.187	21.103	17.100	4:52.984	19.2	10:29.506
6	1:06.290	26.568	20.458	19.264	95.9	11:35.796	6	1:06.290	26.568	20.458	19.264	95.9	11:35.796
7	55.648	21.539	16.859	17.250	114.2	12:31.444	7	55.648	21.539	16.859	17.250	114.2	12:31.444
8	53.632	20.339	16.318	16.975	118.5	13:25.076	8	53.632	20.339	16.318	16.975	118.5	13:25.076
9	53.151	20.288	16.017	16.846	119.5	14:18.227	9	53.151	20.288	16.017	16.846	119.5	14:18.227
10	53.000	20.181	15.896	16.923	119.9	15:11.227	10	53.000	20.181	15.896	16.923	119.9	15:11.227
11	52.961	19.922	16.048	16.991	120.0	16:04.188	11	52.961	19.922	16.048	16.991	120.0	16:04.188
12	1:08.593	28.799	21.320	18.474	92.6	17:12.781	12	1:08.593	28.799	21.320	18.474	92.6	17:12.781
13	54.030	20.650	16.140	17.240	117.6	18:06.811	13	54.030	20.650	16.140	17.240	117.6	18:06.811
14	53.957	20.628	16.171	17.158	117.8	19:00.768	14	53.957	20.628	16.171	17.158	117.8	19:00.768
15	1:01.626	20.625	21.947	19.054	103.1	20:02.394	15	1:01.626	20.625	21.947	19.054	103.1	20:02.394
16	52.661	19.938	15.926	16.797	120.7	20:55.055	16	52.661	19.938	15.926	16.797	120.7	20:55.055
17	52.297	19.762	15.775	16.760	121.5	21:47.352	17	52.297	19.762	15.775	16.760	121.5	21:47.352
18	6:13.727	21.012	17.245	5:35.470	17.0	28:01.079	18	6:13.727	21.012	17.245	5:35.470	17.0	28:01.079
19	1:06.109	26.073	18.799	21.237	96.1	29:07.188	19	1:06.109	26.073	18.799	21.237	96.1	29:07.188
20	52.229	19.726	15.730	16.773	121.7	29:59.417	20	52.229	19.726	15.730	16.773	121.7	29:59.417
21	52.082	19.568	15.707	16.807	122.0	30:51.499	21	52.082	19.568	15.707	16.807	122.0	30:51.499
22	1:06.999	29.642	19.227	18.130	94.8	31:58.498	22	1:06.999	29.642	19.227	18.130	94.8	31:58.498
23	52.141	19.696	15.699	16.746	121.9	32:50.639	23	52.141	19.696	15.699	16.746	121.9	32:50.639
24	51.972	19.688	15.578	16.706	122.3	33:42.611	24	51.972	19.688	15.578	16.706	122.3	33:42.611
25	1:39.894	20.959	17.270	1:01.665	63.6	35:22.505	25	1:39.894	20.959	17.270	1:01.665	63.6	35:22.505
26	1:01.174	25.400	18.017	17.757	103.9	36:23.679	26	1:01.174	25.400	18.017	17.757	103.9	36:23.679
27	51.426	19.536	15.444	16.446	123.6	37:15.105	27	51.426	19.536	15.444	16.446	123.6	37:15.105
28	1:00.456	22.407	20.381	17.668	105.1	38:15.561	28	1:00.456	22.407	20.381	17.668	105.1	38:15.561
29	50.490	19.065	15.226	16.199	125.8	39:06.051	29	50.490	19.065	15.226	16.199	125.8	39:06.051
30	58.066	21.487	18.733	17.846	109.4	40:04.117	30	58.066	21.487	18.733	17.846	109.4	40:04.117
31	54.254	20.954	16.282	17.018	117.1	40:58.371	31	54.254	20.954	16.282	17.018	117.1	40:58.371
32	52.169	19.639	15.714	16.816	121.8	41:50.540	32	52.169	19.639	15.714	16.816	121.8	41:50.540
33	52.372	19.737	15.634	17.001	121.3	42:42.912	33	52.372	19.737	15.634	17.001	121.3	42:42.912
34	52.955	19.833	16.074	17.048	120.0	43:35.867	34	52.955	19.833	16.074	17.048	120.0	43:35.867
35	52.395	19.753	15.784	16.858	121.3	44:28.262	35	52.395	19.753	15.784	16.858	121.3	44:28.262
36	55.508	21.099	16.219	18.190	114.5	45:23.770	36	55.508	21.099	16.219	18.190	114.5	45:23.770
64 Jérôme D'AMBROSIO BEL							64 Jérôme D'AMBROSIO BEL						
MAHINDRA RACING							Mahindra M5Electro						
1	1:35.927	54.618	21.593	19.716	66.2	1:35.927	1	1:35.927	54.618	21.593	19.716	66.2	1:35.927
2	1:01.315	23.145	19.339	18.831	103.6	2:37.242	2	1:01.315	23.145	19.339	18.831	103.6	2:37.242
3	1:25.312	21.835	40.109	23.368	74.5	4:02.554	3	1:25.312	21.835	40.109	23.368	74.5	4:02.554
4	58.242	21.460	19.257	17.525	109.1	5:00.796	4	58.242	21.460	19.257	17.525	109.1	5:00.796
5	54.653	20.408	16.978	17.267	116.3	5:55.449	5	54.653	20.408	16.978	17.267	116.3	5:55.449
6	53.654	20.215	16.399	17.040	118.4	6:49.103	6	53.654	20.215	16.399	17.040	118.4	6:49.103
7	1:00.981	23.879	19.243	17.859	104.2	7:50.084	7	1:00.981	23.879	19.243	17.859	104.2	7:50.084
8	53.202	20.057	16.260	16.885	119.4	8:43.286	8	53.202	20.057	16.260	16.885	119.4	8:43.286
9	57.450	22.203	17.319	17.928	110.6	9:40.736	9	57.450	22.203	17.319	17.928	110.6	9:40.736
10	55.102	20.889	16.941	17.272	115.3	10:35.838	10	55.102	20.889	16.941	17.272	115.3	10:35.838
11	54.376	20.656	16.443	17.277	116.9	11:30.214	11	54.376	20.656	16.443	17.277	116.9	11:30.214
12	54.851	20.561	16.992	17.298	115.8	12:25.065	12	54.851	20.561	16.992	17.298	115.8	12:25.065
13	53.663	20.306	16.300	17.057	118.4	13:18.728	13	53.663	20.306	16.300	17.057	118.4	13:18.728
14	57.410	21.749	17.276	18.385	110.7	14:16.138	14	57.410	21.749	17.276	18.385	110.7	14:16.138
15	58.059	24.129	16.795	17.135	109.4	15:14.197	15	58.059	24.129	16.795	17.135	109.4	15:14.197
16	52.740	19.802	16.056	16.882	120.5	16:06.937	16	52.740	19.802	16.056	16.882	120.5	16:06.937
17	52.375	19.755	15.831	16.789	121.3	16:59.312	17	52.375	19.755	15.831	16.789	121.3	16:59.312

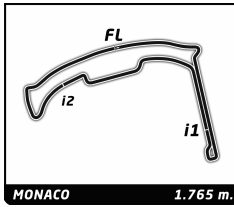


ABB FIA Formula E Championship

Round 9 - Monaco ePrix

Free Practice 1

Analysis

Official Timekeeper

■ 250KW ▣ 225KW ■ Personal Best ■ Session Best ■ B Crossing the finish line in pit lane

Lap	Time	Sector 1	Sector 2	Sector 3	Kph	Elapsed	Lap	Time	Sector 1	Sector 2	Sector 3	Kph	Elapsed
18	58.331	21.533	18.020	18.778	108.9	17:57.643	3	1:27.449	21.240	35.532	30.677	72.7	3:57.943
19	52.253	19.649	15.893	16.711	121.6	18:49.896	4	59.567	22.946	18.321	18.300	106.7	4:57.510
20	55.094	19.573	17.602	17.919	115.3	19:44.990	5	55.235	20.843	17.024	17.368	115.0	5:52.745
21	9:54.827 B	19.745	16.578	9:18.504	10.7	29:39.817	6	55.008	20.919	16.823	17.266	115.5	6:47.753
22	1:09.364	30.923	20.291	18.150	91.6	30:49.181	7	54.398	20.736	16.486	17.176	116.8	7:42.151
23	55.830	22.281	16.685	16.864	113.8	31:45.011	8	53.778	20.230	16.504	17.044	118.2	8:35.929
24	52.211	19.834	15.860	16.517	121.7	32:37.222	9	53.744	20.193	16.443	17.108	118.2	9:29.673
25	5:40.793 B	21.124	16.144	5:03.525	18.6	38:18.015	10	55.928	19.985	16.334	19.609	113.6	10:25.601
26	58.493	24.370	17.011	17.112	108.6	39:16.508	11	53.100	19.828	16.374	16.898	119.7	11:18.701
27	53.310	20.158	16.515	16.637	119.2	40:09.818	12	1:03.678	24.166	16.475	23.037	99.8	12:22.379
28	50.730	19.160	15.401	16.169	125.3	41:00.548	13	52.718	19.702	16.043	16.973	120.5	13:15.097
29	56.628	20.830	18.249	17.549	112.2	41:57.176	14	6:22.804 B	19.865	18.019	5:44.920	16.6	19:37.901
30	51.876	19.562	15.686	16.628	122.5	42:49.052	15	1:09.500	33.174	18.472	17.854	91.4	20:47.401
31	51.793	19.398	15.771	16.624	122.7	43:40.845	16	55.407	21.018	17.151	17.238	114.7	21:42.808
32	58.492	21.829	18.746	17.917	108.6	44:39.337	17	52.302	19.827	15.844	16.631	121.5	22:35.110
33	51.711	19.434	15.689	16.588	122.9	45:31.048	18	57.753	22.857	17.929	16.967	110.0	23:32.863

66	Daniel ABT	DEU										
	Audi Sport Abt Schaeffler Formula E Te	Audi e-tron FE05										
1	2:17.725 B	39.802	21.787	1:16.136	46.1	2:17.725						
2	1:31.491	28.588	24.687	38.216	69.4	3:49.216						
3	1:02.744	26.287	17.876	18.581	101.3	4:51.960						
4	55.561	21.320	16.853	17.388	114.4	5:47.521						
5	54.584	20.640	16.730	17.214	116.4	6:42.105						
6	54.140	20.611	16.443	17.086	117.4	7:36.245						
7	53.860	20.475	16.225	17.160	118.0	8:30.105						
8	54.579	20.548	16.586	17.445	116.4	9:24.684						
9	53.945	20.447	16.347	17.151	117.8	10:18.629						
10	54.075	20.515	16.457	17.103	117.5	11:12.704						
11	54.666	20.859	16.607	17.200	116.2	12:07.370						
12	53.927	20.517	16.286	17.124	117.8	13:01.297						
13	54.594	20.827	16.553	17.214	116.4	13:55.891						
14	53.779	20.390	16.322	17.067	118.2	14:49.670						
15	1:07.845	27.939	22.258	17.648	93.7	15:57.515						
16	54.328	19.782	16.721	17.825	117.0	16:51.843						
17	52.499	19.769	15.856	16.874	121.0	17:44.342						
18	52.279	19.715	15.787	16.777	121.5	18:36.621						
19	10:03.819 B	22.419	17.304	9:24.096	10.5	28:40.440						
20	59.938	26.129	17.205	16.604	106.0	29:40.378						
21	51.264	19.411	15.391	16.462	123.9	30:31.642						
22	54.665	20.718	16.253	17.694	116.2	31:26.307						
23	52.687	19.848	16.095	16.744	120.6	32:18.994						
24	51.968	19.481	15.726	16.761	122.3	33:10.962						
25	1:01.521	21.394	19.885	20.242	103.3	34:12.483						
26	52.128	19.624	15.713	16.791	121.9	35:04.611						
27	4:47.876 B	19.693	16.622	4:11.561	22.1	39:52.487						
28	1:00.225	25.915	17.055	17.255	105.5	40:52.712						
29	55.113	20.369	16.503	18.241	115.3	41:47.825						
30	51.069	19.611	15.293	16.165	124.4	42:38.894						
31	55.506	21.071	17.090	17.345	114.5	43:34.400						
32	52.825	20.322	15.712	16.791	120.3	44:27.225						
33	54.515	21.238	16.345	16.932	116.6	45:21.740						

94	Pascal WEHRLEIN	DEU										
	MAHINDRA RACING	Mahindra M5Electro										
1	1:30.575	48.455	21.177	20.943	70.2	1:30.575						
2	59.919	22.110	18.289	19.520	106.0	2:30.494						