

ABB FIA Formula E Championship
Round 9 - Monaco ePrix
Free Practice 2

Analysis

Official Timekeeper TAGHeuer

250KW 225KW Personal Best Session Best B Crossing the finish line in pit lane

Lap	Time	Sector 1	Sector 2	Sector 3	Kph	Elapsed	Lap	Time	Sector 1	Sector 2	Sector 3	Kph	Elapsed
2 Sam BIRD GBR Envision Virgin Racing Audi e-tron FE05							10	54.173	20.935	16.258	16.980	117.3	15:48.952
1	1:24.830	46.960	19.106	18.764	74.9	1:24.830	11	53.640	20.652	16.049	16.939	118.5	16:42.592
2	1:03.436	21.675	20.197	21.564	100.2	2:28.266	12	6:32.793 B	20.716	16.326	5:55.751	16.2	23:15.385
3	52.025	19.596	15.654	16.775	122.1	3:20.291	13	1:04.857	27.408	19.276	18.173	98.0	24:20.242
4	5:36.559 B	20.204	16.181	5:00.174	18.9	8:56.850	14	57.109	21.571	17.173	18.365	111.3	25:17.351
5	1:08.402	26.945	21.888	19.569	92.9	10:05.252	15	50.960	19.625	15.121	16.214	124.7	26:08.311
6	59.350	22.787	19.211	17.352	107.1	11:04.602	16	1:32.262 B	22.706	18.819	50.737	68.9	27:40.573
7	51.741	19.506	15.585	16.650	122.8	11:56.343	17	1:13.170	31.879	21.731	19.560	86.8	28:53.743
8	1:21.961	29.220	31.350	21.391	77.5	13:18.304	18	1:17.955	32.219	22.851	22.885	81.5	30:11.698
9	51.456	19.526	15.379	16.551	123.5	14:09.760							
10	56.376	21.745	17.553	17.078	112.7	15:06.136							
11	53.113	20.263	15.919	16.931	119.6	15:59.249							
12	6:52.578 B	20.694	16.020	6:15.864	15.4	22:51.827							
13	1:01.777	26.266	17.520	17.991	102.9	23:53.604							
14	57.944	20.626	16.516	20.802	109.7	24:51.548							
15	50.266	19.043	15.095	16.128	126.4	25:41.814							
16	1:28.845 B	19.928	15.840	53.077	71.5	27:10.659							
17	1:17.116	31.007	24.015	22.094	82.4	28:27.775							
18	1:12.035	25.274	26.818	19.943	88.2	29:39.810							
19	1:08.778	26.146	21.124	21.508	92.4	30:48.588							
3 Alexander LYNN GBR Panasonic Jaguar Racing Jaguar I-Type III							10	54.173	20.935	16.258	16.980	117.3	15:48.952
1	1:45.177	1:07.662	18.880	18.635	60.4	1:45.177	11	51.829	19.508	15.699	16.622	122.6	4:04.559
2	1:04.368	21.662	22.793	19.913	98.7	2:49.545	12	1:00.286	21.865	20.080	18.341	105.4	5:04.845
3	52.986	20.077	15.994	16.915	119.9	3:42.531	13	53.292	20.408	16.020	16.864	119.2	5:58.137
4	52.237	19.743	15.763	16.731	121.6	4:34.768	14	52.885	20.151	15.868	16.866	120.1	6:51.022
5	52.973	20.049	16.054	16.870	119.9	5:27.741	15	52.993	20.176	15.943	16.874	119.9	7:44.015
6	4:45.148 B	20.496	16.213	4:08.439	22.3	10:12.889	16	53.299	20.302	16.040	16.957	119.2	8:37.314
7	1:05.099	30.208	17.249	17.642	97.6	11:17.988	17	1:05.715	25.801	21.564	18.350	96.7	9:43.029
8	55.649	20.281	18.063	17.305	114.2	12:13.637	18	51.848	19.603	15.574	16.671	122.6	10:34.877
9	51.075	19.246	15.400	16.429	124.4	13:04.712	19	1:08.956	28.123	22.735	18.098	92.1	11:43.833
10	1:00.067	21.645	20.478	17.944	105.8	14:04.779	20	51.813	19.515	15.560	16.738	122.6	12:35.646
11	51.958	19.662	15.684	16.612	122.3	14:56.737	21	1:10.220	24.181	24.486	21.553	90.5	13:45.866
12	8:36.595 B	20.145	16.660	7:59.790	12.3	23:33.332	22	51.642	19.393	15.623	16.626	123.0	14:37.508
13	1:05.186	26.911	19.688	18.587	97.5	24:38.518	23	8:46.111 B	25.308	21.830	7:58.973	12.1	23:23.619
14	54.055	20.066	16.868	17.121	117.5	25:32.573	24	1:04.320	27.465	18.276	18.579	98.8	24:27.939
15	50.042	18.926	15.059	16.057	127.0	26:22.615	25	57.854	21.300	16.858	19.696	109.8	25:25.793
16	53.301	19.946	16.187	17.168	119.2	27:15.916	26	50.418	19.026	15.227	16.165	126.0	26:16.211
17	54.396	20.833	16.534	17.029	116.8	28:10.312	27	2:08.478 B	20.048	16.366	1:32.064	49.5	28:24.689
18	51.463	19.497	15.414	16.552	123.5	29:01.775	28	1:02.362	27.076	16.939	18.347	101.9	29:27.051
19	51.877	19.493	15.660	16.724	122.5	29:53.652	29	51.634	19.550	15.420	16.664	123.1	30:18.685
20	57.887	19.760	20.241	17.886	109.8	30:51.539							
4 Robin FRIJNS NLD Envision Virgin Racing Audi e-tron FE05							10	54.173	20.935	16.258	16.980	117.3	15:48.952
1	1:26.932	49.315	18.727	18.890	73.1	1:26.932	11	1:03.761	22.897	19.888	20.976	99.7	3:05.945
2	1:03.382	22.596	18.639	22.147	100.2	2:30.314	12	1:01.196	21.000	23.140	17.056	103.8	4:07.141
3	51.449	19.552	15.519	16.378	123.5	3:21.763	13	51.462	19.420	15.524	16.518	123.5	4:58.603
4	6:45.734 B	21.212	19.787	6:04.735	15.7	10:07.497	14	5:21.237 B	22.451	17.744	4:41.042	19.8	10:19.840
5	1:04.234	29.031	17.314	17.889	98.9	11:11.731	15	1:00.766	25.615	17.660	17.491	104.6	11:20.606
6	56.722	22.618	16.811	17.293	112.0	12:08.453	16	55.292	21.084	16.799	17.409	114.9	12:15.898
7	51.763	19.526	15.652	16.585	122.8	13:00.216	17	54.600	20.925	16.428	17.247	116.4	13:10.498
8	1:03.045	22.465	19.416	21.164	100.8	14:03.261	18	56.044	20.264	17.423	18.357	113.4	14:06.542
9	51.518	19.522	15.483	16.513	123.3	14:54.779	19	53.350	20.452	15.974	16.924	119.1	14:59.892
10	53.041	20.117	15.997	16.927	119.8	15:52.933	20	53.452	20.229	16.251	16.972	118.9	16:46.385
11	7:16.556 B	20.520	17.045	6:38.991	14.6	24:02.941	21	1:04.826	26.760	19.182	18.884	98.0	25:07.767
12	1:04.826	26.760	19.182	18.884	98.0	26:02.633	22	56.975	22.059	18.054	16.862	111.5	26:04.742
13	56.975	19.453	15.141	16.268	124.9	26:55.604	23	50.862	19.453	15.141	16.268	124.9	26:55.604
14	1:26.758 B	20.665	17.047	49.046	73.2	28:22.362	24	1:08.803	34.260	17.227	17.316	92.4	29:31.165
15	55.313	21.223	16.471	17.619	114.9	30:26.478	25	55.313	21.223	16.471	17.619	114.9	30:26.478

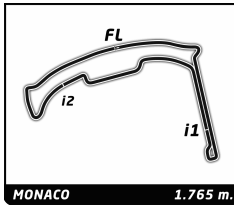


ABB FIA Formula E Championship

Round 9 - Monaco ePrix

Free Practice 2

Analysis

Official Timekeeper

■ 250KW ■ 225KW ■ Personal Best ■ Session Best ■ B Crossing the finish line in pit lane

Lap	Time	Sector 1	Sector 2	Sector 3	Kph	Elapsed	Lap	Time	Sector 1	Sector 2	Sector 3	Kph	Elapsed
7 José Maria LOPEZ ARG GEOX DRAGON Penske EV-3							16	1:40.599	1:05.894	17.710	16.995	63.2	24:05.431
1	2:20.017	1:40.534	20.177	19.306	45.4	2:20.017	17	56.789	20.481	17.970	18.338	111.9	25:02.220
2	1:00.111	23.825	18.953	17.333	105.7	3:20.128	18	50.051	18.724	15.378	15.949	127.0	25:52.271
3	52.153	19.767	15.760	16.626	121.8	4:12.281	19	1:19.324 B	20.500	16.615	42.209	80.1	27:11.595
4	6:58.919 B	20.920	17.589	6:20.410	15.2	11:11.200	20	1:00.471	27.288	16.309	16.874	105.1	28:12.066
5	1:03.835	28.653	17.795	17.387	99.5	12:15.035	21	51.352	19.312	15.568	16.472	123.7	29:03.418
6	54.806	20.586	16.840	17.380	115.9	13:09.841	22	51.781	19.437	15.808	16.536	122.7	29:55.199
7	52.411	19.890	15.736	16.785	121.2	14:02.252	23	52.904	19.770	16.209	16.925	120.1	30:48.103
8	1:06.922	24.676	23.921	18.325	94.9	15:09.174							
9	51.774	19.582	15.546	16.646	122.7	16:00.948	16 Oliver TURVEY GBR NIO Formula E Team NIO Sport 004						
10	1:09.161	25.749	24.788	18.624	91.9	17:10.109	1	1:49.591	1:10.885	19.509	19.197	58.0	1:49.591
11	51.634	19.508	15.465	16.661	123.1	18:01.743	2	1:03.353	23.046	19.647	20.660	100.3	2:52.944
12	5:19.770 B	24.562	20.549	4:34.659	19.9	23:21.513	3	53.902	20.713	16.229	16.960	117.9	3:46.846
13	1:02.295	27.435	17.160	17.700	102.0	24:23.808	4	52.921	20.115	15.961	16.845	120.1	4:39.767
14	57.286	20.558	16.185	20.543	110.9	25:21.094	5	52.825	20.107	15.900	16.818	120.3	5:32.592
15	50.679	19.227	15.217	16.235	125.4	26:11.773	6	52.653	20.085	15.729	16.839	120.7	6:25.245
16	1:59.698 B	22.523	17.495	1:19.680	53.1	28:11.471	7	52.289	19.884	15.624	16.781	121.5	7:17.534
17	1:17.217	31.914	22.128	23.175	82.3	29:28.688	8	2:35.608 B	22.118	18.000	1:55.490	40.8	9:53.142
18	57.093	22.275	17.031	17.787	111.3	30:25.781	9	1:15.038	36.437	19.022	19.579	84.7	11:08.180
							10	58.110	22.323	18.273	17.514	109.3	12:06.290
8 Tom DILLMANN FRA NIO Formula E Team NIO Sport 004							11	51.406	19.556	15.421	16.429	123.6	12:57.696
1	1:59.942	1:17.567	21.105	21.270	53.0	1:59.942	12	1:11.487	25.787	26.891	18.809	88.9	14:09.183
2	1:02.500	23.283	18.213	21.004	101.7	3:02.442	13	55.875	19.857	16.233	19.785	113.7	15:05.058
3	53.097	20.054	16.253	16.790	119.7	3:55.539	14	1:03.023	23.289	20.385	19.349	100.8	16:08.081
4	8:48.283 B	21.819	21.743	8:04.721	12.0	12:43.822	15	52.207	19.859	15.658	16.690	121.7	17:00.288
5	1:04.911	27.581	18.534	18.796	97.9	13:48.733	16	6:44.075 B	23.594	19.931	6:00.550	15.7	23:44.363
6	59.336	23.711	18.177	17.448	107.1	14:48.069	17	1:10.500	29.503	21.037	19.960	90.1	24:54.863
7	51.410	19.354	15.650	16.406	123.6	15:39.479	18	1:01.598	22.799	17.696	21.103	103.2	25:56.461
8	7:59.290 B	20.469	16.326	7:22.495	13.3	23:38.769	19	50.831	19.344	15.185	16.302	125.0	26:47.292
9	1:04.770	29.628	17.624	17.518	98.1	24:43.539	20	1:00.416	22.959	19.409	18.048	105.2	27:47.708
10	1:03.186	22.297	22.301	18.588	100.6	25:46.725	21	52.534	19.768	15.626	17.140	121.0	28:40.242
11	51.142	19.587	15.306	16.249	124.2	26:37.867	22	1:01.088	22.772	19.128	19.188	104.0	29:41.330
12	57.773	21.973	18.126	17.674	110.0	27:35.640	23	52.294	19.912	15.645	16.737	121.5	30:33.624
13	52.302	19.826	15.787	16.689	121.5	28:27.942							
14	56.611	21.484	17.964	17.163	112.2	29:24.553	17 Gary PAFFETT GBR HWA RACELAB Venturi VFE05						
15	52.358	19.656	15.877	16.825	121.4	30:16.911	1	2:05.359	1:26.638	18.751	19.970	50.7	2:05.359
							2	1:03.594	22.697	20.521	20.376	99.9	3:08.953
11 Lucas DI GRASSI BRA Audi Sport Abt Schaeffler Formula E Te Audi e-tron FE05							3	52.127	19.583	15.810	16.734	121.9	4:01.080
1	1:09.368	34.019	17.899	17.450	91.6	1:09.368	4	1:01.852	23.133	21.043	17.676	102.7	5:02.932
2	1:05.312	23.869	21.434	20.009	97.3	2:14.680	5	53.938	20.680	16.200	17.058	117.8	5:56.870
3	52.227	19.632	15.817	16.778	121.7	3:06.907	6	53.339	20.489	15.810	17.040	119.1	6:50.209
4	3:37.240 B	20.050	16.319	3:00.871	29.2	6:44.147	7	53.159	20.369	15.921	16.869	119.5	7:43.368
5	57.280	24.265	16.083	16.932	110.9	7:41.427	8	53.219	20.271	16.100	16.848	119.4	8:36.587
6	51.473	19.439	15.581	16.453	123.4	8:32.900	9	53.447	20.503	15.992	16.952	118.9	9:30.034
7	55.914	19.435	15.573	16.906	113.6	9:28.814	10	1:01.057	25.066	17.381	18.610	104.1	10:31.091
8	51.413	19.375	15.429	16.609	123.6	10:20.227	11	52.292	19.775	15.703	16.814	121.5	11:23.383
9	56.307	20.948	17.869	17.490	112.8	11:16.534	12	54.508	19.585	16.450	18.473	116.6	12:17.891
10	1:05.128	19.551	21.868	23.709	97.6	12:21.662	13	57.038	19.698	16.731	20.609	111.4	13:14.929
11	1:00.969	22.231	18.768	19.970	104.2	13:22.631	14	52.147	19.675	15.719	16.753	121.8	14:07.076
12	51.353	19.359	15.416	16.578	123.7	14:13.984	15	1:07.112	28.855	19.639	18.618	94.7	15:14.188
13	58.338	20.589	18.236	19.513	108.9	15:12.322	16	51.901	19.556	15.583	16.762	122.4	16:06.089
14	51.420	19.321	15.540	16.559	123.6	16:03.742	17	7:06.661 B	21.687	19.749	6:25.225	14.9	23:12.750
15	6:21.090 B	19.900	16.938	5:44.252	16.7	22:24.832	18	1:06.465	27.609	18.236	20.620	95.6	24:19.215
							19	56.248	21.305	16.414	18.529	113.0	25:15.463
							20	50.831	19.201	15.251	16.379	125.0	26:06.294

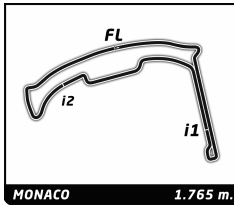


ABB FIA Formula E Championship Round 9 - Monaco ePrix Free Practice 2

Analysis

Official Timekeeper TAG Heuer

■ 250KW
 ▣ 225KW
 ■ Personal Best
 ■ Session Best
 B Crossing the finish line in pit lane

Lap	Time	Sector 1	Sector 2	Sector 3	Kph	Elapsed	Lap	Time	Sector 1	Sector 2	Sector 3	Kph	Elapsed
21	1:52.204 B	20.069	16.403	1:15.732	56.6	27:58.498	1	1:42.351	1:03.970	19.724	18.657	62.1	1:42.351
22	57.220	24.368	16.078	16.774	111.0	28:55.718	2	1:04.023 ▣	22.826	22.418	18.779	99.2	2:46.374
23	52.002	19.740	15.564	16.698	122.2	29:47.720	3	51.024 ▣	19.294	15.457	16.273	124.5	3:37.398
24	51.892	19.677	15.601	16.614	122.4	30:39.612	4	6:21.251 B ▣	23.397	16.718	5:41.136	16.7	9:58.649

19 Felipe MASSA BRA
Venturi Formula E Team Venturi VFE05

1	2:18.819	1:37.590	21.068	20.161	45.8	2:18.819
2	56.616 ▣	21.508	17.280	17.828	112.2	3:15.435
3	51.954 ▣	19.439	15.639	16.876	122.3	4:07.389
4	1:00.745 ▣	22.903	17.989	19.853	104.6	5:08.134
5	51.865	19.613	15.665	16.587	122.5	5:59.999
6	51.594	19.367	15.510	16.717	123.2	6:51.593
7	53.265	20.434	16.000	16.831	119.3	7:44.858
8	52.963	19.982	16.136	16.845	120.0	8:37.821
9	1:00.506	20.122	17.681	22.703	105.0	9:38.327
10	51.662	19.532	15.476	16.654	123.0	10:29.989
11	1:06.106	25.630	21.310	19.166	96.1	11:36.095
12	51.500	19.377	15.476	16.647	123.4	12:27.595
13	1:01.247	23.361	19.981	17.905	103.7	13:28.842
14	51.564	19.543	15.330	16.691	123.2	14:20.406
15	4:33.984 B	21.245	16.958	3:55.781	23.2	18:54.390
16	1:05.863	27.716	18.874	19.273	96.5	20:00.253
17	53.855 ▣	21.148	15.892	16.815	118.0	20:54.108
18	50.232 ▣	19.000	15.052	16.180	126.5	21:44.340
19	3:53.169 B ▣	23.163	18.268	3:11.738	27.3	25:37.509
20	1:07.360	30.164	19.401	17.795	94.3	26:44.869
21	56.957	21.011	16.118	19.828	111.6	27:41.826
22	58.002	21.826	18.215	17.961	109.5	28:39.828
23	55.823	20.960	17.267	17.596	113.8	29:35.651
24	51.426	19.407	15.374	16.645	123.6	30:27.077

20 Mitch EVANS NZL
Panasonic Jaguar Racing Jaguar I-Type III

1	1:54.812	1:13.237	21.485	20.090	55.3	1:54.812
2	1:01.368	22.303	18.373	20.692	103.5	2:56.180
3	52.281	19.779	15.757	16.745	121.5	3:48.461
4	1:04.092	24.006	21.499	18.587	99.1	4:52.553
5	51.743	19.529	15.594	16.620	122.8	5:44.296
6	51.754	19.581	15.478	16.695	122.8	6:36.050
7	4:47.523 B	21.053	17.345	4:09.125	22.1	11:23.573
8	1:14.997	29.767	24.193	21.037	84.7	12:38.570
9	56.186 ▣	21.207	16.968	18.011	113.1	13:34.756
10	51.363 ▣	19.728	15.169	16.466	123.7	14:26.119
11	1:03.661 ▣	21.564	22.886	19.211	99.8	15:29.780
12	51.529	19.570	15.358	16.601	123.3	16:21.309
13	6:58.780 B	20.291	16.221	6:22.268	15.2	23:20.089
14	1:09.663	30.451	20.717	18.495	91.2	24:29.752
15	58.356 ▣	21.212	17.341	19.803	108.9	25:28.108
16	59.529 ▣	24.396	17.316	17.817	106.7	26:27.637
17	51.844	19.584	15.374	16.886	122.6	27:19.481
18	1:13.939	25.600	25.521	22.818	85.9	28:33.420
19	55.837	22.304	15.593	17.940	113.8	29:29.257
20	51.531	19.592	15.291	16.648	123.3	30:20.788

22 Oliver ROWLAND GBR
Nissan e.dams Nissan IM01

5	59.652	25.550	16.972	17.130	106.5	10:58.301
6	54.168	20.938	16.197	17.033	117.3	11:52.469
7	52.986	19.992	16.125	16.869	119.9	12:45.455
8	54.297	20.021	16.181	18.095	117.0	13:39.752
9	52.603	19.731	15.962	16.910	120.8	14:32.355
10	52.750	19.897	15.918	16.935	120.5	15:25.105
11	1:02.104	23.395	20.684	18.025	102.3	16:27.209
12	51.168	19.229	15.428	16.511	124.2	17:18.377
13	1:03.865	23.685	20.289	19.891	99.5	18:22.242
14	51.154	19.270	15.368	16.516	124.2	19:13.396
15	1:02.013	22.971	20.137	18.905	102.5	20:15.409
16	51.018	19.225	15.310	16.483	124.5	21:06.427
17	3:38.446 B	20.448	16.900	3:01.098	29.1	24:44.873
18	1:06.316	27.445	19.420	19.451	95.8	25:51.189
19	1:00.866 ▣	22.644	19.742	18.480	104.4	26:52.055
20	49.847 ▣	18.777	14.936	16.134	127.5	27:41.902
21	57.833 ▣	20.652	17.374	19.807	109.9	28:39.735
22	1:26.084	33.249	30.014	22.821	73.8	30:05.819

23 Sébastien BUEMI CHE
Nissan e.dams Nissan IM01

1	1:38.804	58.733	21.548	18.523	64.3	1:38.804
2	1:03.433 ▣	23.798	22.065	17.570	100.2	2:42.237
3	51.523 ▣	19.443	15.689	16.391	123.3	3:33.760
4	5:14.301 B ▣	22.174	18.542	4:33.585	20.2	8:48.061
5	1:00.775	26.219	17.100	17.456	104.5	9:48.836
6	54.614	20.826	16.413	17.375	116.3	10:43.450
7	53.780	20.359	16.240	17.181	118.1	11:37.230
8	53.553	20.236	16.167	17.150	118.6	12:30.783
9	53.367	20.126	16.093	17.148	119.1	13:24.150
10	53.231	20.171	16.007	17.053	119.4	14:17.381
11	1:02.386	20.376	20.594	21.416	101.8	15:19.767
12	1:00.867	23.102	20.708	17.057	104.4	16:20.634
13	51.176 ▣	19.169	15.564	16.443	124.2	17:11.810
14	7:18.096 B	22.734	17.266	6:38.096	14.5	24:29.906
15	1:04.976	26.672	18.185	20.119	97.8	25:34.882
16	56.275 ▣	21.250	17.972	17.053	112.9	26:31.157
17	1:06.130 ▣	33.795	16.182	16.153	96.1	27:37.287
18	58.070 ▣	22.755	18.037	17.278	109.4	28:35.357
19	1:10.236	29.665	20.589	19.982	90.5	29:45.593
20	1:02.126	24.780	18.894	18.452	102.3	30:47.719

25 Jean-Eric VERGNE FRA
DS TECHEETAH DS E-TENSE FE19

1	1:20.023	42.482	18.724	18.817	79.4	1:20.023
2	1:02.286	22.127	19.492	20.667	102.0	2:22.309
3	53.753	19.693	16.066	17.994	118.2	3:16.062
4	52.087	19.441	15.801	16.845	122.0	4:08.149
5	1:01.529	23.038	17.543	20.948	103.3	5:09.678
6	51.432	19.372	15.495	16.565	123.5	6:01.110
7	1:01.490	23.584	19.188	18.718	103.3	7:02.600
8	1:00.001 ▣	21.398	21.698	16.905	105.9	8:02.601
9	50.599 ▣	18.967	15.299	16.333	125.6	8:53.200

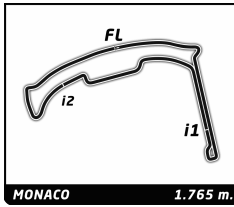


ABB FIA Formula E Championship

Round 9 - Monaco ePrix

Free Practice 2

Analysis

Official Timekeeper

■ 250KW ■ 225KW ■ Personal Best ■ Session Best ■ B Crossing the finish line in pit lane

Lap	Time	Sector 1	Sector 2	Sector 3	Kph	Elapsed	Lap	Time	Sector 1	Sector 2	Sector 3	Kph	Elapsed		
10	3:41.944	B	22.093	17.039	3:02.812	28.6	12:35.144								
11	1:02.513		26.748	17.991	17.774	101.6	13:37.657								
12	51.241		19.267	15.420	16.554	124.0	14:28.898								
13	54.484		19.256	17.064	18.164	116.6	15:23.382								
14	51.371		19.344	15.483	16.544	123.7	16:14.753								
15	7:27.799	B	21.553	18.526	6:47.720	14.2	23:42.552								
16	1:10.805		30.352	21.099	19.354	89.7	24:53.357								
17	56.547		20.687	17.305	18.555	112.4	25:49.904								
18	49.970		18.725	15.052	16.193	127.2	26:39.874								
19	59.264		22.992	17.148	19.124	107.2	27:39.138								
20	59.663		22.084	17.796	19.783	106.5	28:38.801								
21	1:29.111		29.362	40.163	19.586	71.3	30:07.912								
27	Alexander SIMS						GBR								
	BMW i ANDRETTI MOTORSPORT						BMW iFE.18								
1	1:56.981		1:15.076	21.635	20.270	54.3	1:56.981								
2	1:01.755		21.997	18.069	21.689	102.9	2:58.736								
3	52.404		19.870	15.860	16.674	121.3	3:51.140								
4	1:06.503		24.734	22.035	19.734	95.5	4:57.643								
5	51.757		19.636	15.580	16.541	122.8	5:49.400								
6	5:14.117	B	20.135	15.516	4:38.466	20.2	11:03.517								
7	1:07.113		28.785	18.061	20.267	94.7	12:10.630								
8	57.329		21.136	19.085	17.108	110.8	13:07.959								
9	51.183		19.397	15.198	16.588	124.1	13:59.142								
10	6:24.436	B	21.069	15.960	5:47.407	16.5	20:23.578								
11	1:03.990		28.226	17.740	18.024	99.3	21:27.568								
12	55.439		21.011	17.004	17.424	114.6	22:23.007								
13	50.199		19.042	15.014	16.143	126.6	23:13.206								
14	59.364		21.374	19.581	18.409	107.0	24:12.570								
15	1:02.146		21.697	18.482	21.967	102.2	25:14.716								
16	1:05.629		27.659	19.047	18.923	96.8	26:20.345								
17	51.868		19.695	15.521	16.652	122.5	27:12.213								
18	53.898		20.907	15.939	17.052	117.9	28:06.111								
19	53.299		20.315	15.906	17.078	119.2	28:59.410								
20	1:04.084		23.038	20.681	20.365	99.2	30:03.494								
48	Edoardo MORTARA						CHE								
	Venturi Formula E Team						Venturi VFE05								
1	2:33.740		1:45.932	22.202	25.606	41.3	2:33.740								
2	58.277		23.005	17.648	17.624	109.0	3:32.017								
3	52.535		20.151	15.848	16.536	120.9	4:24.552								
4	59.497		23.167	18.297	18.033	106.8	5:24.049								
5	52.154		19.563	15.800	16.791	121.8	6:16.203								
6	53.940		20.488	16.418	17.034	117.8	7:10.143								
7	53.676		20.294	16.425	16.957	118.4	8:03.819								
8	53.445		20.182	16.338	16.925	118.9	8:57.264								
9	55.624		20.279	16.412	18.933	114.2	9:52.888								
10	1:00.302		22.412	18.781	19.109	105.4	10:53.190								
11	51.979		19.500	15.745	16.734	122.2	11:45.169								
12	1:04.281		25.135	19.847	19.299	98.8	12:49.450								
13	51.934		19.530	15.765	16.639	122.3	13:41.384								
14	1:01.352		23.811	18.924	18.617	103.6	14:42.736								
15	53.251		20.996	15.672	16.583	119.3	15:35.987								
16	1:02.917		25.590	18.893	18.434	101.0	16:38.904								
17	51.712		19.447	15.633	16.632	122.9	17:30.616								
18	4:12.140	B	20.304	16.064	3:35.772	25.2	21:42.756								
19	1:06.369		26.741	17.864	21.764	95.7	22:49.125								
20	53.993		21.042	16.048	16.903	117.7	23:43.118								
21	50.631		19.074	15.269	16.288	125.5	24:33.749								
22	1:52.720	B	20.902	16.672	1:15.146	56.4	26:26.469								
23	1:05.544		29.754	17.375	18.415	96.9	27:32.013								
24	54.589		19.395	16.855	18.339	116.4	28:26.602								
25	55.395		19.541	17.748	18.106	114.7	29:21.997								
26	58.290		19.486	15.568	23.236	109.0	30:20.287								
64	Jérôme D'AMBROSIO						BEL								
	MAHINDRA RACING						Mahindra M5Electro								

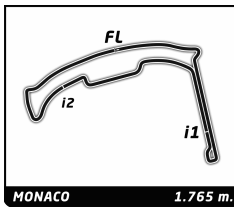


ABB FIA Formula E Championship

Round 9 - Monaco ePrix

Free Practice 2

Analysis

Official Timekeeper

■ 250KW ▣ 225KW ■ Personal Best ■ Session Best B Crossing the finish line in pit lane

Lap	Time	Sector 1	Sector 2	Sector 3	Kph	Elapsed	Lap	Time	Sector 1	Sector 2	Sector 3	Kph	Elapsed
1	1:29.082	49.887	20.758	18.437	71.3	1:29.082	6	51.827	19.473	15.692	16.662	122.6	6:39.138
2	1:02.735	21.762	17.915	23.058	101.3	2:31.817	7	1:16.982	31.295	28.019	17.668	82.5	7:56.120
3	52.634	19.947	15.945	16.742	120.7	3:24.451	8	51.786	19.512	15.570	16.704	122.7	8:47.906
4	3:49.328 B	19.784	15.932	3:13.612	27.7	7:13.779	9	5:50.446 B	29.394	21.102	4:59.950	18.1	14:38.352
5	1:02.388	26.604	18.229	17.555	101.8	8:16.167	10	59.062	26.134	16.214	16.714	107.6	15:37.414
6	55.136	21.828	16.814	16.494	115.2	9:11.303	11	52.377	20.042	15.798	16.537	121.3	16:29.791
7	50.731	19.195	15.323	16.213	125.2	10:02.034	12	51.337	19.348	15.424	16.565	123.8	17:21.128
8	54.250	20.643	17.024	16.583	117.1	10:56.284	13	51.445	19.254	15.541	16.650	123.5	18:12.573
9	51.767	19.548	15.666	16.553	122.7	11:48.051	14	1:13.857	28.730	27.583	17.544	86.0	19:26.430
10	4:48.574 B	20.828	17.933	4:09.813	22.0	16:36.625	15	1:02.574	23.721	18.436	20.417	101.5	20:29.004
11	58.210	24.379	16.710	17.121	109.2	17:34.835	16	51.386	19.258	15.681	16.447	123.7	21:20.390
12	52.420	19.533	15.596	17.291	121.2	18:27.255	17	4:32.493 B	19.594	17.134	3:55.765	23.3	25:52.883
13	51.854	19.583	15.594	16.677	122.5	19:19.109	18	1:04.401	27.684	17.709	19.008	98.7	26:57.284
14	1:01.656	23.704	19.673	18.279	103.1	20:20.765	19	58.002	20.468	16.515	21.019	109.5	27:55.286
15	53.494	19.510	16.305	17.679	118.8	21:14.259	20	50.130	18.846	15.154	16.130	126.8	28:45.416
16	51.606	19.460	15.539	16.607	123.1	22:05.865	21	58.765	23.470	16.676	18.619	108.1	29:44.181
17	4:11.894 B	21.180	17.829	3:32.885	25.2	26:17.759	22	51.161	19.344	15.377	16.440	124.2	30:35.342
18	1:05.033	27.647	19.038	18.348	97.7	27:22.792							
19	55.977	20.452	17.176	18.349	113.5	28:18.769							
20	50.321	19.064	15.120	16.137	126.3	29:09.090							
21	1:06.881	21.113	21.020	24.748	95.0	30:15.971							

66	Daniel ABT	DEU				
	Audi Sport Abt Schaeffler Formula E Te	Audi e-tron FE05				
1	1:12.422	36.121	18.184	18.117	87.7	1:12.422
2	1:03.995	22.578	20.448	20.969	99.3	2:16.417
3	53.394	20.059	16.282	17.053	119.0	3:09.811
4	54.114	20.263	16.586	17.265	117.4	4:03.925
5	54.268	20.816	16.234	17.218	117.1	4:58.193
6	53.789	20.565	16.143	17.081	118.1	5:51.982
7	53.731	20.638	16.077	17.016	118.3	6:45.713
8	52.178	19.711	15.717	16.750	121.8	7:37.891
9	51.833	19.595	15.564	16.674	122.6	8:29.724
10	51.864	19.542	15.605	16.717	122.5	9:21.588
11	51.844	19.538	15.565	16.741	122.6	10:13.432
12	53.813	19.629	15.961	18.223	118.1	11:07.245
13	1:22.690 B	19.610	15.864	47.216	76.8	12:29.935
14	59.802	24.326	17.847	17.629	106.3	13:29.737
15	55.012	20.184	17.095	17.733	115.5	14:24.749
16	51.947	20.205	15.360	16.382	122.3	15:16.696
17	7:32.876 B	19.368	15.915	6:57.593	14.0	22:49.572
18	1:03.126	27.149	18.025	17.952	100.7	23:52.698
19	56.042	20.946	16.148	18.948	113.4	24:48.740
20	50.263	18.952	15.133	16.178	126.4	25:39.003
21	54.997	21.227	16.932	16.838	115.5	26:34.000
22	55.228	20.274	16.924	18.030	115.1	27:29.228
23	51.882	19.508	15.697	16.677	122.5	28:21.110
24	55.618	22.438	16.126	17.054	114.2	29:16.728
25	1:00.487	19.756	17.316	23.415	105.0	30:17.215

94	Pascal WEHRLEIN	DEU				
	MAHINDRA RACING	Mahindra M5Electro				
1	2:03.465	1:23.567	19.394	20.504	51.5	2:03.465
2	1:04.340	22.571	20.370	21.399	98.8	3:07.805
3	52.603	19.714	16.208	16.681	120.8	4:00.408
4	55.045	19.592	16.471	18.982	115.4	4:55.453
5	51.858	19.510	15.658	16.690	122.5	5:47.311