

ABB FIA Formula E Championship

Round 13 - New York City ePrix

Race

Analysis

Official Timekeeper TAG Heuer

■ 250KW ■ 225KW ■ Personal Best ■ Session Best ■ Crossing the finish line in pit lane

Lap	Time	Sector 1	Sector 2	Sector 3	Kph	Elapsed	Lap	Time	Sector 1	Sector 2	Sector 3	Kph	Elapsed		
2	Sam BIRD	GBR						16	1:12.693	■	24.392	28.629	19.672	114.9	23:28.604
	Envision Virgin Racing	Audi e-tron FE05						17	1:12.532	■	24.734	28.119	19.679	115.1	24:41.136
1	1:21.454	31.332	29.876	20.246	102.5	1:21.454	18	1:12.710	■	23.939	29.114	19.657	114.9	25:53.846	
2	1:15.060	25.553	29.473	20.034	111.3	2:36.514	19	1:12.162	■	24.178	28.332	19.652	115.7	27:06.008	
3	1:13.884	25.044	29.071	19.769	113.0	3:50.398	20	1:11.841	■	24.278	28.090	19.473	116.3	28:17.849	
4	1:16.044	■ 25.297	29.376	21.371	109.8	5:06.442	21	1:11.762		24.078	28.135	19.549	116.4	29:29.611	
5	3:29.923	1:03.182	1:20.267	1:06.474	39.8	8:36.365	22	1:12.079		24.162	28.337	19.580	115.9	30:41.690	
6	2:32.029	1:08.473	57.825	25.731	54.9	11:08.394	23	1:12.462		24.230	28.468	19.764	115.3	31:54.152	
7	1:13.544	25.246	28.799	19.499	113.6	12:21.938	24	1:12.114	■	24.203	28.374	19.537	115.8	33:06.266	
8	1:12.896	■ 25.289	28.177	19.430	114.6	13:34.834	25	1:13.594	■	24.225	29.435	19.934	113.5	34:19.860	
9	1:12.380	■ 24.429	28.614	19.337	115.4	14:47.214	26	1:13.005	■	24.045	29.008	19.952	114.4	35:32.865	
10	1:12.074	■ 24.284	28.436	19.354	115.9	15:59.288	27	1:13.196	■	24.259	29.088	19.849	114.1	36:46.061	
11	1:11.921	■ 24.270	28.109	19.542	116.1	17:11.209	28	1:13.450		24.496	29.207	19.747	113.7	37:59.511	
12	1:12.650	24.729	28.334	19.587	115.0	18:23.859	29	1:12.702		24.405	28.474	19.823	114.9	39:12.213	
13	1:12.368	24.588	28.281	19.499	115.4	19:36.227	30	1:13.346		24.321	29.160	19.865	113.9	40:25.559	
14	1:12.128	24.454	28.212	19.462	115.8	20:48.355	31	1:14.865		24.473	29.920	20.472	111.6	41:40.424	
15	1:12.221	24.523	28.164	19.534	115.6	22:00.576	32	1:12.201		24.143	28.254	19.804	115.7	42:52.625	
16	1:12.644	24.558	28.502	19.584	115.0	23:13.220	33	1:12.850		24.612	28.543	19.695	114.6	44:05.475	
17	1:14.331	25.478	29.092	19.761	112.4	24:27.551	34	1:12.032		24.165	28.174	19.693	115.9	45:17.507	
18	1:12.435	■ 24.559	28.259	19.617	115.3	25:39.986	35	1:11.645		24.086	27.994	19.565	116.6	46:29.152	
19	1:12.781	■ 24.825	28.301	19.655	114.8	26:52.767	36	1:12.557		24.070	28.209	20.278	115.1	47:41.709	
20	1:12.193	■ 24.174	28.530	19.489	115.7	28:04.960									
21	1:12.055	■ 24.256	28.247	19.552	115.9	29:17.015									
22	1:12.011	24.399	28.148	19.464	116.0	30:29.026									
23	1:12.075	24.424	28.149	19.502	115.9	31:41.101									
24	1:12.049	24.364	28.080	19.605	115.9	32:53.150									
25	1:12.144	24.418	28.195	19.531	115.8	34:05.294									
26	1:12.895	24.494	28.604	19.797	114.6	35:18.189									
27	1:13.390	24.597	29.100	19.693	113.8	36:31.579									
28	1:12.294	24.375	28.397	19.522	115.5	37:43.873									
29	1:12.217	24.298	28.286	19.633	115.7	38:56.090									
30	1:12.540	24.484	28.413	19.643	115.1	40:08.630									
31	1:13.869	25.153	28.842	19.874	113.1	41:22.499									
32	1:12.880	24.617	28.499	19.764	114.6	42:35.379									
33	1:13.460	24.759	28.903	19.798	113.7	43:48.839									
34	1:12.695	24.537	28.450	19.708	114.9	45:01.534									
35	1:12.410	24.296	28.422	19.692	115.3	46:13.944									
36	1:12.615	24.447	28.412	19.756	115.0	47:26.559									
3	Alexander LYNN	GBR						4	Robin FRIJNS	NLD					
	Panasonic Jaguar Racing	Jaguar I-Type III							Envision Virgin Racing	Audi e-tron FE05					
1	1:50.178 B	39.468	34.578	36.132	75.8	1:50.178	1	1:20.882	30.940	29.658	20.284	103.3	1:20.882		
2	1:19.789	30.189	29.229	20.371	104.7	3:09.967	2	1:15.108	25.790	29.267	20.051	111.2	2:35.990		
3	1:14.559	25.048	29.507	20.004	112.0	4:24.526	3	1:13.737	■ 25.121	28.841	19.775	113.3	3:49.727		
4	1:17.087	24.943	29.049	23.095	108.3	5:41.613	4	1:15.849	■ 25.463	28.675	21.711	110.1	5:05.576		
5	3:16.325	48.643	1:20.559	1:07.123	42.5	8:57.938	5	3:28.273	1:01.196	1:20.981	1:06.096	40.1	8:33.849		
6	2:19.481	■ 1:10.389	46.870	22.222	59.9	11:17.419	6	2:33.732	1:08.819	58.490	26.423	54.3	11:07.581		
7	1:13.571	■ 24.799	29.252	19.520	113.5	12:30.990	7	1:13.318	25.175	28.532	19.611	113.9	12:20.899		
8	1:13.217	■ 24.440	29.305	19.472	114.1	13:44.207	8	1:12.324	■ 24.764	28.091	19.469	115.5	13:33.223		
9	1:12.684	24.708	28.244	19.732	114.9	14:56.891	9	1:11.984	■ 24.645	27.986	19.353	116.0	14:45.207		
10	1:12.652	24.440	28.376	19.836	115.0	16:09.543	10	1:11.601	■ 24.181	28.110	19.310	116.6	15:56.808		
11	1:13.127	24.481	28.800	19.846	114.2	17:22.670	11	1:12.126	■ 24.297	28.080	19.749	115.8	17:08.934		
12	1:12.898	24.385	28.817	19.696	114.6	18:35.568	12	1:12.752	24.706	28.370	19.676	114.8	18:21.686		
13	1:12.999	24.295	29.025	19.679	114.4	19:48.567	13	1:12.555	24.573	28.331	19.651	115.1	19:34.241		
14	1:13.248	24.740	28.671	19.837	114.0	21:01.815	14	1:12.320	24.446	28.329	19.545	115.5	20:46.561		
15	1:14.096	24.660	29.755	19.681	112.7	22:15.911	15	1:12.501	24.596	28.329	19.576	115.2	21:59.062		
							16	1:12.854	24.689	28.514	19.651	114.6	23:11.916		
							17	1:13.497	25.632	28.244	19.621	113.6	24:25.413		
							18	1:12.327	24.509	28.174	19.644	115.5	25:37.740		
							19	1:12.547	24.513	28.268	19.766	115.1	26:50.287		
							20	1:12.448	24.618	28.128	19.702	115.3	28:02.735		
							21	1:11.928	■ 24.447	28.103	19.378	116.1	29:14.663		
							22	1:11.694	■ 24.092	28.119	19.483	116.5	30:26.357		
							23	1:11.492	■ 24.128	27.971	19.393	116.8	31:37.849		
							24	1:12.271	■ 24.236	28.236	19.799	115.6	32:50.120		
							25	1:12.543	24.528	28.260	19.755	115.1	34:02.663		
							26	1:12.652	24.575	28.282	19.795	115.0	35:15.315		
							27	1:12.553	24.553	28.297	19.703	115.1	36:27.868		
							28	1:12.488	24.510	28.178	19.800	115.2	37:40.356		
							29	1:12.619	24.448	28.263	19.908	115.0	38:52.975		
							30	1:12.603	24.490	28.346	19.767	115.0	40:05.578		
							31	1:12.533	24.404	28.282	19.847	115.1	41:18.111		
							32	1:12.457	24.446	28.256	19.755	115.3	42:30.568		
							33	1:12.718	24.613	28.297	19.808	114.9	43:43.286		
							34	1:12.524	24.589	28.206	19.729	115.2	44:55.810		

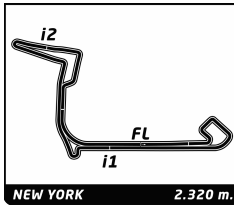


ABB FIA Formula E Championship

Round 13 - New York City ePrix

Race

Analysis

Official Timekeeper

■ 250KW ▣ 225KW ■ Personal Best ■ Session Best ■ Crossing the finish line in pit lane

Lap	Time	Sector 1	Sector 2	Sector 3	Kph	Elapsed	Lap	Time	Sector 1	Sector 2	Sector 3	Kph	Elapsed		
35	1:12.624	24.453	28.163	20.008	115.0	46:08.434	14	1:12.801	▣	24.396	28.478	19.927	114.7	20:59.544	
36	1:13.855	24.583	28.699	20.573	113.1	47:22.289	15	1:13.322	▣	25.138	28.607	19.577	113.9	22:12.866	
5	Stoffel VANDORNE BEL							16	1:12.277	▣	24.328	28.444	19.505	115.6	23:25.143
	HWA RACELAB							17	1:12.356	▣	24.147	28.445	19.764	115.4	24:37.499
	Venturi VFE05							18	1:12.605		24.464	28.308	19.833	115.0	25:50.104
1	1:22.139	31.929	29.823	20.387	101.7	1:22.139	19	1:12.433		24.419	28.416	19.598	115.3	27:02.537	
2	1:15.045	25.400	29.457	20.188	111.3	2:37.184	20	1:12.774		24.518	28.575	19.681	114.8	28:15.311	
3	1:13.695	▣	25.123	28.782	19.790	3:50.879	21	1:12.429		24.424	28.433	19.572	115.3	29:27.740	
4	1:14.655	▣	24.862	28.870	20.923	5:05.534	22	1:12.362		24.378	28.362	19.622	115.4	30:40.102	
5	3:29.947	▣	1:02.655	1:20.833	1:06.459	8:35.481	23	1:12.681		24.310	28.647	19.724	114.9	31:52.783	
6	2:32.713	▣	1:08.664	57.743	26.306	54.7	11:08.194	24	1:12.598		24.310	28.537	19.751	115.0	33:05.381
7	1:13.271	▣	25.123	28.481	19.667	114.0	12:21.465	25	1:13.250		24.466	29.129	19.655	114.0	34:18.631
8	1:13.007	▣	25.198	28.329	19.480	114.4	13:34.472	26	1:12.557		24.460	28.431	19.666	115.1	35:31.188
9	1:13.508	▣	24.382	29.436	19.690	113.6	14:47.980	27	1:12.702		24.395	28.616	19.691	114.9	36:43.890
10	1:12.423	▣	24.341	28.487	19.595	115.3	16:00.403	28	1:13.148		24.447	28.915	19.786	114.2	37:57.038
11	1:12.235		24.328	28.140	19.767	115.6	17:12.638	29	1:12.538	▣	24.470	28.464	19.604	115.1	39:09.576
12	1:13.549		24.842	28.856	19.851	113.6	18:26.187	30	1:32.773	▣	25.887	46.953	19.933	90.0	40:42.349
13	1:12.940		24.735	28.334	19.871	114.5	19:39.127	31	1:13.616	▣	24.855	28.718	20.043	113.5	41:55.965
14	1:13.546	▣	25.572	28.488	19.486	113.6	20:52.673	32	1:14.754	▣	25.249	29.285	20.220	111.7	43:10.719
15	1:12.260	▣	24.350	28.198	19.712	115.6	22:04.933	33	1:14.670		25.526	29.104	20.040	111.9	44:25.389
16	1:12.398	▣	24.447	28.154	19.797	115.4	23:17.331	34	1:14.826		25.622	29.086	20.118	111.6	45:40.215
17	1:12.621		24.535	28.346	19.740	115.0	24:29.952	7	José Maria LOPEZ ARG						
18	1:12.764		24.486	28.528	19.750	114.8	25:42.716		GEOX DRAGON Penske EV-3						
19	1:12.402		24.358	28.316	19.728	115.4	26:55.118	1	1:30.217		35.024	34.375	20.818	92.6	1:30.217
20	1:12.246		24.330	28.284	19.632	115.6	28:07.364	2	1:15.936		26.062	29.212	20.662	110.0	2:46.153
21	1:13.414		24.330	29.137	19.947	113.8	29:20.778	8	Tom DILLMANN FRA						
22	1:13.114		24.488	28.785	19.841	114.2	30:33.892		NIO Formula E Team NIO Sport 004						
23	1:12.552		24.371	28.369	19.812	115.1	31:46.444	1	1:34.640		39.075	34.552	21.013	88.3	1:34.640
24	1:13.534		25.571	28.236	19.727	113.6	32:59.978	2	1:16.079		25.949	29.596	20.534	109.8	2:50.719
25	1:12.490		24.492	28.329	19.669	115.2	34:12.468	3	1:15.139		25.423	29.587	20.129	111.2	4:05.858
26	1:12.585		24.419	28.349	19.817	115.1	35:25.053	4	1:27.273		25.188	28.803	33.282	95.7	5:33.131
27	1:13.240		24.349	29.064	19.827	114.0	36:38.293	5	3:23.929		55.648	1:21.166	1:07.115	41.0	8:57.060
28	1:12.583		24.452	28.323	19.808	115.1	37:50.876	6	2:20.055		1:10.480	47.111	22.464	59.6	11:17.115
29	1:12.963		24.461	28.691	19.811	114.5	39:03.839	7	1:13.366	▣	24.923	28.837	19.606	113.8	12:30.481
30	1:12.768		24.442	28.428	19.898	114.8	40:16.607	8	1:13.498	▣	24.526	29.185	19.787	113.6	13:43.979
31	1:12.620		24.538	28.266	19.816	115.0	41:29.227	9	1:12.258	▣	24.331	28.256	19.671	115.6	14:56.237
32	1:12.629		24.536	28.261	19.832	115.0	42:41.856	10	1:12.877	▣	24.298	28.638	19.941	114.6	16:09.114
33	1:12.590		24.466	28.359	19.765	115.1	43:54.446	11	1:13.213		24.641	28.653	19.919	114.1	17:22.327
34	1:12.319		24.294	28.271	19.754	115.5	45:06.765	12	1:12.847		24.528	28.492	19.827	114.7	18:35.174
35	1:12.216		24.329	28.085	19.802	115.7	46:18.981	13	1:12.964		24.412	28.686	19.866	114.5	19:48.138
36	1:13.046		24.325	28.258	20.463	114.3	47:32.027	14	1:13.210		24.908	28.405	19.897	114.1	21:01.348
6	Maximilian GÜNTHER DEU							15	1:13.758		24.729	29.157	19.872	113.2	22:15.106
	GEOX DRAGON Penske EV-3							16	1:13.265		24.633	28.754	19.878	114.0	23:28.371
1	1:33.452		37.035	35.198	21.219	89.4	1:33.452	17	1:13.461	▣	25.377	28.322	19.762	113.7	24:41.832
2	1:15.820		25.612	29.803	20.405	110.2	2:49.272	18	1:12.697	▣	24.256	28.724	19.717	114.9	25:54.529
3	1:14.827		24.926	30.066	19.835	111.6	4:04.099	19	1:12.648	▣	24.469	28.386	19.793	115.0	27:07.177
4	1:21.986		24.896	29.102	27.988	101.9	5:26.085	20	1:12.750	▣	24.332	28.584	19.834	114.8	28:19.927
5	3:27.872		59.381	1:21.078	1:07.413	40.2	8:53.957	21	1:12.662		24.438	28.433	19.791	114.9	29:32.589
6	2:21.977		1:11.002	47.751	23.224	58.8	11:15.934	22	1:12.743		24.519	28.431	19.793	114.8	30:45.332
7	1:13.124	▣	24.894	28.750	19.480	114.2	12:29.058	23	1:12.962		24.573	28.439	19.950	114.5	31:58.294
8	1:13.407	▣	25.018	28.809	19.580	113.8	13:42.465	24	1:12.822		24.551	28.376	19.895	114.7	33:11.116
9	1:12.650	▣	24.152	28.907	19.591	115.0	14:55.115	25	1:13.279		24.662	28.649	19.968	114.0	34:24.395
10	1:12.892	▣	24.064	28.919	19.909	114.6	16:08.007	26	1:12.813		24.387	28.490	19.936	114.7	35:37.208
11	1:13.019		24.534	28.734	19.751	114.4	17:21.026	27	1:13.201	▣	24.625	28.180	20.396	114.1	36:50.409
12	1:12.710		24.557	28.548	19.605	114.9	18:33.736	28	1:12.183	▣	24.545	27.946	19.692	115.7	38:02.592
13	1:13.007		24.769	28.454	19.784	114.4	19:46.743								

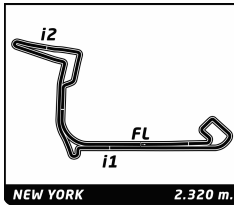


ABB FIA Formula E Championship

Round 13 - New York City ePrix

Race

Analysis

Official Timekeeper

■ 250KW ■ 225KW ■ Personal Best ■ Session Best ■ Crossing the finish line in pit lane

Lap	Time	Sector 1	Sector 2	Sector 3	Kph	Elapsed	Lap	Time	Sector 1	Sector 2	Sector 3	Kph	Elapsed
29	1:13.079	24.398	28.868	19.813	114.3	39:15.671	9	1:12.751	24.368	28.561	19.822	114.8	14:53.415
30	1:13.285	24.352	28.952	19.981	114.0	40:28.956	10	1:12.700	24.280	28.414	20.006	114.9	16:06.115
31	1:13.092	24.537	28.457	20.098	114.3	41:42.048	11	1:14.310	25.424	29.028	19.858	112.4	17:20.425
32	1:13.530	24.653	28.901	19.976	113.6	42:55.578	12	1:12.976	24.589	28.477	19.910	114.4	18:33.401
33	1:13.200	24.805	28.536	19.859	114.1	44:08.778	13	1:12.790	24.592	28.422	19.776	114.7	19:46.191
34	1:13.281	24.741	28.603	19.937	114.0	45:22.059	14	1:13.148	24.439	28.482	20.227	114.2	20:59.339
35	1:13.679	24.877	28.655	20.147	113.4	46:35.738	15	1:15.012	25.983	29.285	19.744	111.3	22:14.351
36	1:15.131	25.049	29.246	20.836	111.2	47:50.869	16	1:13.361	24.461	29.145	19.755	113.8	23:27.712
11 Lucas DI GRASSI BRA							17 Gary PAFFETT GBR						
Audi Sport Abt Schaeffler Formula E Te Audi e-tron FE05							HWA RACELAB Venturi VFE05						
1	1:24.967	34.092	30.510	20.365	98.3	1:24.967	1	1:24.371	33.842	30.246	20.283	99.0	1:24.371
2	1:14.855	25.156	29.647	20.052	111.6	2:39.822	2	1:14.903	25.168	29.731	20.004	111.5	2:39.274
3	1:14.027	25.037	29.042	19.948	112.8	3:53.849	3	1:13.735	25.066	29.015	19.654	113.3	3:53.009
4	1:16.982	24.845	29.467	22.670	108.5	5:10.831	4	1:16.462	25.048	29.488	21.926	109.2	5:09.471
5	3:32.016	1:04.201	1:20.912	1:06.903	39.4	8:42.847	5	3:32.050	1:04.222	1:20.793	1:07.035	39.4	8:41.521
6	2:28.319	1:10.030	53.662	24.627	56.3	11:11.166	6	2:28.926	1:08.550	55.525	24.851	56.1	11:10.447
7	1:13.372	25.031	28.840	19.501	113.8	12:24.538	7	1:13.648	25.140	29.036	19.472	113.4	12:24.095
8	1:13.354	24.347	29.454	19.553	113.9	13:37.892	8	1:13.222	24.552	29.252	19.418	114.1	13:37.317
9	1:12.600	24.179	28.862	19.559	115.0	14:50.492	9	1:12.478	24.440	28.391	19.647	115.2	14:49.795
10	1:12.593	24.461	28.350	19.782	115.1	16:03.085	10	1:12.694	24.388	28.582	19.724	114.9	16:02.489
11	1:12.455	24.409	28.356	19.690	115.3	17:15.540	11	1:12.695	24.504	28.580	19.611	114.9	17:15.184
12	1:12.403	24.512	28.283	19.608	115.4	18:27.943	12	1:14.079	25.607	28.867	19.605	112.7	18:29.263
13	1:12.515	24.414	28.582	19.519	115.2	19:40.458	13	1:12.661	24.421	28.621	19.619	114.9	19:41.924
14	1:13.668	24.534	29.335	19.799	113.4	20:54.126	14	1:13.323	24.420	29.124	19.779	113.9	20:55.247
15	1:12.657	24.597	28.375	19.685	115.0	22:06.783	15	1:12.939	24.393	28.806	19.740	114.5	22:08.186
16	1:12.322	24.411	28.290	19.621	115.5	23:19.105	16	1:12.991	25.413	28.121	19.457	114.4	23:21.177
17	1:12.480	24.318	28.439	19.723	115.2	24:31.585	17	1:13.104	24.649	28.667	19.788	114.2	24:34.281
18	1:12.366	24.416	28.293	19.657	115.4	25:43.951	18	1:12.465	24.438	28.458	19.569	115.3	25:46.746
19	1:12.255	24.342	28.264	19.649	115.6	26:56.206	19	1:13.452	24.288	29.286	19.878	113.7	27:00.198
20	1:12.289	24.351	28.353	19.585	115.5	28:08.495	20	1:12.807	24.688	28.404	19.715	114.7	28:13.005
21	1:12.637	24.347	28.135	20.155	115.0	29:21.132	21	1:12.622	24.424	28.419	19.779	115.0	29:25.627
22	1:13.074	24.489	28.583	20.002	114.3	30:34.206	22	1:12.753	24.590	28.335	19.828	114.8	30:38.380
23	1:12.471	24.415	28.418	19.638	115.2	31:46.677	23	1:12.734	24.634	28.551	19.549	114.8	31:51.114
24	1:12.029	24.607	27.928	19.494	116.0	32:58.706	24	1:12.890	24.479	28.698	19.713	114.6	33:04.004
25	1:11.691	24.130	28.118	19.443	116.5	34:10.397	25	1:12.748	24.534	28.650	19.564	114.8	34:16.752
26	1:11.499	24.104	28.127	19.268	116.8	35:21.896	26	1:12.086	24.375	28.102	19.609	115.9	35:28.838
27	1:11.817	24.049	28.084	19.684	116.3	36:33.713	27	1:12.251	24.387	28.239	19.625	115.6	36:41.089
28	1:12.316	24.332	28.379	19.605	115.5	37:46.029							
29	1:12.096	24.295	28.276	19.525	115.8	38:58.125							
30	1:12.615	24.383	28.527	19.705	115.0	40:10.740							
31	1:13.212	24.578	28.925	19.709	114.1	41:23.952							
32	1:13.176	24.396	28.947	19.833	114.1	42:37.128							
33	1:13.134	24.354	29.119	19.661	114.2	43:50.262							
34	1:13.081	24.430	28.961	19.690	114.3	45:03.343							
35	1:12.299	24.293	28.374	19.632	115.5	46:15.642							
16 Oliver TURVEY GBR													
NIO Formula E Team NIO Sport 004													
1	1:31.040	35.858	34.526	20.656	91.7	1:31.040							
2	1:15.290	25.363	29.579	20.348	110.9	2:46.330							
3	1:16.157	25.568	30.671	19.918	109.7	4:02.487							
4	1:18.487	24.912	28.896	24.679	106.4	5:20.974							
5	3:29.062	1:00.434	1:21.685	1:06.943	39.9	8:50.036							
6	2:24.307	1:11.050	49.226	24.031	57.9	11:14.343							
7	1:13.168	24.824	28.626	19.718	114.1	12:27.511							
8	1:13.153	24.460	28.859	19.834	114.2	13:40.664							

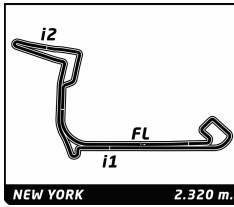


ABB FIA Formula E Championship

Round 13 - New York City ePrix

Race

Analysis

Official Timekeeper

■ 250KW ■ 225KW ■ Personal Best ■ Session Best ■ Crossing the finish line in pit lane

Lap	Time	Sector 1	Sector 2	Sector 3	Kph	Elapsed	Lap	Time	Sector 1	Sector 2	Sector 3	Kph	Elapsed
28	1:12.514	24.601	28.294	19.619	115.2	37:53.603	7	1:13.270	24.837	28.984	19.449	114.0	12:23.407
29	1:12.423	24.517	28.309	19.597	115.3	39:06.026	8	1:13.064	24.696	28.981	19.387	114.3	13:36.471
30	1:12.593	24.521	28.416	19.656	115.1	40:18.619	9	1:12.798	24.414	28.731	19.653	114.7	14:49.269
31	1:12.708	24.572	28.405	19.731	114.9	41:31.327	10	1:12.696	24.263	28.724	19.709	114.9	16:01.965
32	1:12.346	24.478	28.259	19.609	115.4	42:43.673	11	1:12.199	24.581	28.120	19.498	115.7	17:14.164
33	1:12.488	24.459	28.348	19.681	115.2	43:56.161	12	1:12.924	24.321	29.094	19.509	114.5	18:27.088
34	1:12.632	24.472	28.477	19.683	115.0	45:08.793	13	1:12.691	24.519	28.792	19.380	114.9	19:39.779
35	1:12.890	24.612	28.585	19.693	114.6	46:21.683	14	1:13.786	25.004	29.175	19.607	113.2	20:53.565
36	1:12.857	24.384	28.525	19.948	114.6	47:34.540	15	1:12.460	24.445	28.446	19.569	115.3	22:06.025

19 Felipe MASSA		BRA				
Venturi Formula E Team		Venturi VFE05				
1	1:33.776	37.580	35.119	21.077	89.1	1:33.776
2	1:16.065	25.671	29.953	20.441	109.8	2:49.841
3	1:14.520	24.926	29.919	19.675	112.1	4:04.361
4	1:25.187	24.733	29.524	30.930	98.0	5:29.548
5	3:25.911	57.860	1:20.479	1:07.572	40.6	8:55.459
6	2:20.881	1:10.607	47.460	22.814	59.3	11:16.340
7	1:13.504	24.954	28.914	19.636	113.6	12:29.844
8	1:13.345	25.082	28.619	19.644	113.9	13:43.189
9	1:12.295	24.286	28.516	19.493	115.5	14:55.484
10	1:12.766	24.180	28.608	19.978	114.8	16:08.250
11	1:13.299	24.330	29.083	19.886	113.9	17:21.549
12	1:12.847	24.510	28.644	19.693	114.7	18:34.396
13	1:12.823	24.626	28.494	19.703	114.7	19:47.219
14	1:12.939	24.383	28.632	19.924	114.5	21:00.158
15	1:13.502	25.321	28.572	19.609	113.6	22:13.660
16	1:12.929	24.516	28.600	19.813	114.5	23:26.589
17	1:13.027	24.468	28.352	20.207	114.4	24:39.616
18	1:12.443	24.403	28.374	19.666	115.3	25:52.059
19	1:12.422	24.498	28.281	19.643	115.3	27:04.481
20	1:12.229	24.327	28.319	19.583	115.6	28:16.710
21	1:12.050	24.255	28.204	19.591	115.9	29:28.760
22	1:12.136	24.517	28.120	19.499	115.8	30:40.896
23	1:12.351	24.168	28.462	19.721	115.4	31:53.247
24	1:12.501	24.180	28.747	19.574	115.2	33:05.748
25	1:13.773	24.346	29.479	19.948	113.2	34:19.521
26	1:13.086	24.419	28.664	20.003	114.3	35:32.607
27	1:13.086	24.553	28.584	19.949	114.3	36:45.693
28	1:13.436	24.486	28.860	20.090	113.7	37:59.129
29	1:12.536	24.469	28.295	19.772	115.1	39:11.665
30	1:13.444	24.651	28.851	19.942	113.7	40:25.109
31	1:15.850	24.649	30.223	20.978	110.1	41:40.959
32	1:13.060	24.671	28.525	19.864	114.3	42:54.019
33	1:13.149	24.545	28.832	19.772	114.2	44:07.168
34	1:13.040	24.557	28.614	19.869	114.3	45:20.208
35	1:13.788	24.489	29.134	20.165	113.2	46:33.996
36	1:16.928	24.409	30.203	22.316	108.6	47:50.924

20 Mitch EVANS		NZL				
Panasonic Jaguar Racing		Jaguar I-Type III				
1	1:23.717	33.300	30.237	20.180	99.8	1:23.717
2	1:14.927	25.206	29.716	20.005	111.5	2:38.644
3	1:14.001	25.052	29.123	19.826	112.9	3:52.645
4	1:16.513	24.971	29.527	22.015	109.2	5:09.158
5	3:31.167	1:03.638	1:20.656	1:06.873	39.6	8:40.325
6	2:29.812	1:08.589	55.882	25.341	55.7	11:10.137

22 Oliver ROWLAND		GBR				
Nissan e.dams		Nissan IM01				
1	1:22.619	32.311	29.908	20.400	101.1	1:22.619
2	1:15.158	25.260	29.704	20.194	111.1	2:37.777
3	1:14.044	24.867	29.079	20.098	112.8	3:51.821
4	1:15.715	24.833	28.998	21.884	110.3	5:07.536
5	3:30.593	1:03.163	1:20.335	1:07.095	39.7	8:38.129
6	2:31.076	1:08.130	57.168	25.778	55.3	11:09.205
7	1:13.407	24.769	28.946	19.692	113.8	12:22.612
8	1:13.070	24.845	28.629	19.596	114.3	13:35.682
9	1:12.783	24.474	28.691	19.618	114.8	14:48.465
10	1:12.389	24.209	28.681	19.499	115.4	16:00.854
11	1:11.990	24.251	28.187	19.552	116.0	17:12.844
12	1:12.945	24.655	28.376	19.914	114.5	18:25.789
13	1:12.976	24.613	28.428	19.935	114.4	19:38.765
14	1:12.632	24.579	28.320	19.733	115.0	20:51.397
15	1:12.356	24.518	28.281	19.557	115.4	22:03.753
16	1:12.133	24.371	28.126	19.636	115.8	23:15.886
17	1:12.408	24.504	28.186	19.718	115.3	24:28.294
18	1:12.791	24.515	28.378	19.898	114.7	25:41.085
19	1:12.732	24.636	28.355	19.741	114.8	26:53.817
20	1:12.312	24.373	28.174	19.765	115.5	28:06.129
21	1:12.106	24.264	28.068	19.774	115.8	29:18.235
22	1:14.421	26.059	28.603	19.759	112.2	30:32.656
23	1:13.145	24.989	28.378	19.778	114.2	31:45.801
24	1:12.446	24.265	28.390	19.791	115.3	32:58.247
25	1:13.232	24.560	28.907	19.765	114.0	34:11.479

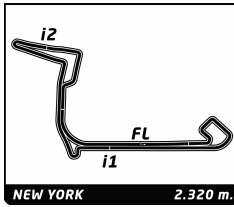


ABB FIA Formula E Championship

Round 13 - New York City ePrix

Race

Analysis

Official Timekeeper

■ 250KW ■ 225KW ■ Personal Best ■ Session Best ■ Crossing the finish line in pit lane

Lap	Time	Sector 1	Sector 2	Sector 3	Kph	Elapsed	Lap	Time	Sector 1	Sector 2	Sector 3	Kph	Elapsed
26	1:12.523	24.405	28.310	19.808	115.2	35:24.002	5	3:33.057	1:04.697	1:21.545	1:06.815	39.2	8:45.019
27	1:12.391	24.379	28.153	19.859	115.4	36:36.393	6	2:27.515	1:11.198	51.469	24.848	56.6	11:12.534
28	1:12.259	24.489	28.108	19.662	115.6	37:48.652	7	1:13.279	24.748	28.748	19.783	114.0	12:25.813
29	1:12.131	24.218	28.245	19.668	115.8	39:00.783	8	1:13.038	24.533	28.877	19.628	114.4	13:38.851
30	1:12.444	24.331	28.219	19.894	115.3	40:13.227	9	1:12.435	24.524	28.310	19.601	115.3	14:51.286
31	1:12.525	24.443	28.325	19.757	115.2	41:25.752	10	1:12.280	24.292	28.369	19.619	115.6	16:03.566
32	1:12.642	24.426	28.296	19.920	115.0	42:38.394	11	1:12.525	24.366	28.573	19.586	115.2	17:16.091
33	1:12.647	24.438	28.491	19.718	115.0	43:51.041	12	1:12.731	24.708	28.308	19.715	114.8	18:28.822
34	1:13.031	24.443	28.727	19.861	114.4	45:04.072	13	1:12.641	24.434	28.467	19.740	115.0	19:41.463
35	1:12.516	24.303	28.401	19.812	115.2	46:16.588	14	1:13.410	24.527	29.001	19.882	113.8	20:54.873
36	1:14.083	24.308	28.816	20.959	112.7	47:30.671	15	1:12.756	24.484	28.414	19.858	114.8	22:07.629

23 Sébastien BUEMI		CHE				
Nissan e.dams		Nissan IM01				
Lap	Time	Sector 1	Sector 2	Sector 3	Kph	Elapsed
1	1:20.573	30.452	29.591	20.530	103.7	1:20.573
2	1:14.948	25.586	29.175	20.187	111.4	2:35.521
3	1:14.008	25.184	28.871	19.953	112.9	3:49.529
4	1:14.256	25.343	28.476	20.437	112.5	5:03.785
5	3:28.773	1:01.518	1:21.125	1:06.130	40.0	8:32.558
6	2:34.741	1:08.184	59.698	26.859	54.0	11:07.299
7	1:13.232	24.944	28.488	19.800	114.0	12:20.531
8	1:12.443	24.583	28.185	19.675	115.3	13:32.974
9	1:13.499	25.654	28.167	19.678	113.6	14:46.473
10	1:11.475	24.114	27.805	19.556	116.9	15:57.948
11	1:11.879	24.196	27.943	19.740	116.2	17:09.827
12	1:12.756	24.359	28.530	19.867	114.8	18:22.583
13	1:12.549	24.385	28.274	19.890	115.1	19:35.132
14	1:12.383	24.357	28.212	19.814	115.4	20:47.515
15	1:12.539	24.516	28.214	19.809	115.1	22:00.054
16	1:12.689	24.458	28.440	19.791	114.9	23:12.743
17	1:14.443	25.515	29.154	19.774	112.2	24:27.186
18	1:12.508	24.469	28.249	19.790	115.2	25:39.694
19	1:12.652	24.808	28.040	19.804	115.0	26:52.346
20	1:12.216	24.206	28.371	19.639	115.7	28:04.562
21	1:11.803	24.198	28.009	19.596	116.3	29:16.365
22	1:11.955	24.229	28.071	19.655	116.1	30:28.320
23	1:12.098	24.414	28.076	19.608	115.8	31:40.418
24	1:12.122	24.340	28.002	19.780	115.8	32:52.540
25	1:12.287	24.464	28.031	19.792	115.5	34:04.827
26	1:12.994	24.432	28.579	19.983	114.4	35:17.821
27	1:13.313	24.130	29.356	19.827	113.9	36:31.134
28	1:12.195	24.364	28.120	19.711	115.7	37:43.329
29	1:12.349	24.388	28.099	19.862	115.4	38:55.678
30	1:12.584	24.421	28.335	19.828	115.1	40:08.262
31	1:13.919	25.098	28.737	20.084	113.0	41:22.181
32	1:12.827	24.502	28.365	19.960	114.7	42:35.008
33	1:13.397	24.733	28.766	19.898	113.8	43:48.405
34	1:12.688	24.496	28.340	19.852	114.9	45:01.093
35	1:12.436	24.287	28.319	19.830	115.3	46:13.529
36	1:12.672	24.422	28.218	20.032	114.9	47:26.201

25 Jean-Eric VERGNE		FRA				
DS TECHEETAH		DS E-TENSE FE19				
Lap	Time	Sector 1	Sector 2	Sector 3	Kph	Elapsed
1	1:25.784	34.666	30.597	20.521	97.4	1:25.784
2	1:14.969	25.127	29.613	20.229	111.4	2:40.753
3	1:13.890	25.033	28.829	20.028	113.0	3:54.643
4	1:17.319	25.038	29.244	23.037	108.0	5:11.962

27 Alexander SIMS		GBR				
BMW i ANDRETTI MOTORSPORT		BMW iFE.18				
Lap	Time	Sector 1	Sector 2	Sector 3	Kph	Elapsed
1	1:19.480	29.901	29.402	20.177	105.1	1:19.480
2	1:14.973	25.759	29.164	20.050	111.4	2:34.453
3	1:14.163	25.462	28.963	19.738	112.6	3:48.616
4	1:14.809	25.158	29.017	20.634	111.6	5:03.425
5	3:26.849	1:00.802	1:20.293	1:05.754	40.4	8:30.274
6	2:35.938	1:08.818	1:00.553	26.567	53.6	11:06.212
7	1:12.904	24.963	28.331	19.610	114.6	12:19.116
8	1:12.157	24.426	28.179	19.552	115.7	13:31.273
9	1:12.060	24.215	28.365	19.480	115.9	14:43.333
10	1:12.069	24.233	28.130	19.706	115.9	15:55.402
11	1:12.463	24.662	28.249	19.552	115.3	17:07.865
12	1:12.983	25.159	28.311	19.513	114.4	18:20.848
13	1:12.528	24.771	28.322	19.435	115.2	19:33.376
14	1:12.555	24.485	28.378	19.692	115.1	20:45.931
15	1:12.694	24.657	28.236	19.801	114.9	21:58.625
16	1:12.937	24.684	28.493	19.760	114.5	23:11.562
17	1:14.929	26.444	28.706	19.779	111.5	24:26.491
18	1:12.691	24.661	28.229	19.801	114.9	25:39.182
19	1:12.661	24.726	28.171	19.764	114.9	26:51.843
20	1:12.036	24.395	28.075	19.566	115.9	28:03.879
21	1:11.703	24.230	28.000	19.473	116.5	29:15.582
22	1:11.572	24.122	27.931	19.519	116.7	30:27.154
23	1:11.876	24.120	28.106	19.650	116.2	31:39.030

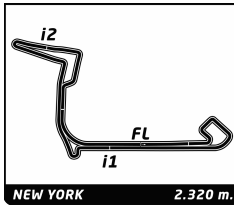


ABB FIA Formula E Championship

Round 13 - New York City ePrix

Race

Analysis

Official Timekeeper

■ 250KW ■ 225KW ■ Personal Best ■ Session Best ■ Crossing the finish line in pit lane

Lap	Time	Sector 1	Sector 2	Sector 3	Kph	Elapsed	Lap	Time	Sector 1	Sector 2	Sector 3	Kph	Elapsed
24	1:12.544	24.555	28.231	19.758	115.1	32:51.574	3	1:56.372 B	35.899	38.654	41.819	71.8	4:49.699
25	1:12.664	24.549	28.342	19.773	114.9	34:04.238	48 Edoardo MORTARA CHE						
26	1:13.021	24.671	28.607	19.743	114.4	35:17.259	Venturi Formula E Team Venturi VFE05						
27	1:12.618	24.484	28.469	19.665	115.0	36:29.877	1	1:26.294	34.760	31.065	20.469	96.8	1:26.294
28	1:12.562	24.654	28.285	19.623	115.1	37:42.439	2	1:14.958	25.125	29.657	20.176	111.4	2:41.252
29	1:12.593	24.603	28.241	19.749	115.1	38:55.032	3	1:13.814	25.086	28.905	19.823	113.1	3:55.066
30	1:13.106	24.623	28.286	20.197	114.2	40:08.138	4	1:17.451 ■	24.973	29.260	23.218	107.8	5:12.517
31	1:13.373	24.854	28.723	19.796	113.8	41:21.511	5	3:34.465	1:05.972	1:21.574	1:06.919	38.9	8:46.982
32	1:13.082	24.615	28.444	20.023	114.3	42:34.593	6	2:25.897	1:10.096	51.496	24.305	57.2	11:12.879
33	1:13.251	24.864	28.626	19.761	114.0	43:47.844	7	1:13.327	24.736	28.949	19.642	113.9	12:26.206
34	1:12.565	24.598	28.290	19.677	115.1	45:00.409	8	1:13.042 ■	24.577	28.883	19.582	114.3	13:39.248
35	1:12.562	24.435	28.422	19.705	115.1	46:12.971	9	1:12.642 ■	24.332	28.700	19.610	115.0	14:51.890
36	1:12.518	24.496	28.228	19.794	115.2	47:25.489	10	1:12.236 ■	24.161	28.423	19.652	115.6	16:04.126
28 Antonio Felix DA COSTA PRT							11	1:12.787 ■	24.213	28.692	19.882	114.7	17:16.913
BMW i ANDRETTI MOTORSPORT BMW iFE.18							12	1:12.952	24.614	28.725	19.613	114.5	18:29.865
1	1:31.206	36.606	34.210	20.390	91.6	1:31.206	13	1:12.607	24.355	28.658	19.594	115.0	19:42.472
2	1:15.273	25.707	29.507	20.059	111.0	2:46.479	14	1:16.469	25.130	29.729	21.610	109.2	20:58.941
3	1:15.444	25.803	29.890	19.751	110.7	4:01.923	15	1:13.463	24.924	28.816	19.723	113.7	22:12.404
4	1:16.653	24.969	28.333	23.351	109.0	5:18.576	16	1:14.860	24.475	30.599	19.786	111.6	23:27.264
5	3:29.636	1:01.447	1:21.904	1:06.285	39.8	8:48.212	17	1:12.822	24.437	28.579	19.806	114.7	24:40.086
6	2:25.177	1:11.456	49.747	23.974	57.5	11:13.389	64 Jérôme D'AMBROSIO BEL						
7	1:13.081 ■	24.701	28.938	19.442	114.3	12:26.470	MAHINDRA RACING Mahindra M5Electro						
8	1:13.208 ■	24.501	29.223	19.484	114.1	13:39.678	1	1:33.106	38.169	33.893	21.044	89.7	1:33.106
9	1:12.822 ■	24.257	29.041	19.524	114.7	14:52.500	2	1:15.739	25.656	29.438	20.645	110.3	2:48.845
10	1:12.397 ■	24.340	28.334	19.723	115.4	16:04.897	3	1:14.759	24.986	29.726	20.047	111.7	4:03.604
11	1:12.649	24.452	28.388	19.809	115.0	17:17.546	4	1:21.877 ■	24.986	28.725	28.166	102.0	5:25.481
12	1:12.892	24.602	28.601	19.689	114.6	18:30.438	5	3:27.358	58.715	1:21.453	1:07.190	40.3	8:52.839
13	1:12.744	24.429	28.476	19.839	114.8	19:43.182	6	2:22.807	1:10.229	48.954	23.624	58.5	11:15.646
14	1:13.121 ■	24.830	28.633	19.658	114.2	20:56.303	7	1:13.210	24.720	28.652	19.838	114.1	12:28.856
15	1:12.081 ■	24.188	28.194	19.699	115.9	22:08.384	8	1:12.971 ■	25.052	28.285	19.634	114.5	13:41.827
16	1:11.956 ■	24.486	27.995	19.475	116.1	23:20.340	9	1:12.666 ■	24.462	28.425	19.779	114.9	14:54.493
17	1:12.751 ■	24.726	28.317	19.708	114.8	24:33.091	10	1:12.490 ■	24.120	28.457	19.913	115.2	16:06.983
18	1:12.286	24.495	28.252	19.539	115.5	25:45.377	11	1:12.906 ■	24.499	28.523	19.884	114.6	17:19.889
19	1:13.937	24.497	29.514	19.926	113.0	26:59.314	12	1:12.527	24.383	28.341	19.803	115.2	18:32.416
20	1:13.060	25.039	28.175	19.846	114.3	28:12.374	13	1:12.283	24.306	28.175	19.802	115.5	19:44.699
21	1:12.101	24.294	28.243	19.564	115.8	29:24.475	14	1:13.922	24.357	28.774	20.791	113.0	20:58.621
22	1:12.741	24.534	28.537	19.670	114.8	30:37.216	15	1:12.376	24.447	28.226	19.703	115.4	22:10.997
23	1:12.365	24.409	28.373	19.583	115.4	31:49.581	16	1:12.442	24.465	28.138	19.839	115.3	23:23.439
24	1:12.075 ■	24.459	28.123	19.493	115.9	33:01.656	17	1:12.546	24.546	28.164	19.836	115.1	24:35.985
25	1:12.037 ■	24.242	28.204	19.591	115.9	34:13.693	18	1:12.246	24.206	28.226	19.814	115.6	25:48.231
26	1:12.138 ■	24.235	28.299	19.604	115.8	35:25.831	19	1:13.137	24.278	28.720	20.139	114.2	27:01.368
27	1:13.082 ■	24.295	28.819	19.968	114.3	36:38.913	20	1:13.003	24.423	28.558	20.022	114.4	28:14.371
28	1:12.809	24.679	28.419	19.711	114.7	37:51.722	21	1:12.349	24.235	28.240	19.874	115.4	29:26.720
29	1:12.648	24.512	28.459	19.677	115.0	39:04.370	22	1:12.626	24.591	28.250	19.785	115.0	30:39.346
30	1:12.763	24.512	28.550	19.701	114.8	40:17.133	23	1:12.900	24.484	28.475	19.941	114.6	31:52.246
31	1:12.862	24.614	28.499	19.749	114.6	41:29.995	24	1:12.677 ■	24.406	28.393	19.878	114.9	33:04.923
32	1:12.469	24.490	28.313	19.666	115.2	42:42.464	25	1:13.047 ■	24.268	29.013	19.766	114.3	34:17.970
33	1:12.570	24.565	28.288	19.717	115.1	43:55.034	26	1:12.142 ■	24.217	28.190	19.735	115.8	35:30.112
34	1:12.836 ■	24.393	28.319	20.124	114.7	45:07.870	27	1:12.860 ■	24.121	28.749	19.990	114.6	36:42.972
35	1:13.236	24.603	28.909	19.724	114.0	46:21.106	28	1:12.776	24.456	28.529	19.791	114.8	37:55.748
36	1:12.910	24.367	28.313	20.230	114.6	47:34.016	29	1:12.564	24.477	28.320	19.767	115.1	39:08.312
36 André LOTTERER DEU							30	1:13.596	24.525	29.183	19.888	113.5	40:21.908
DS TECHEETAH DS E-TENSE FE19							31	1:13.111	24.836	28.468	19.807	114.2	41:35.019
1	1:30.814	35.790	33.960	21.064	92.0	1:30.814	32	1:13.335	24.724	28.659	19.952	113.9	42:48.354
2	1:22.513	26.886	29.458	26.169	101.2	2:53.327	33	1:12.997	24.687	28.456	19.854	114.4	44:01.351

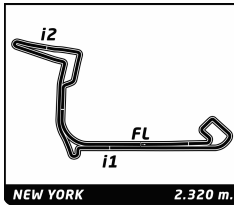


ABB FIA Formula E Championship

Round 13 - New York City ePrix

Race

Analysis

Official Timekeeper

■ 250KW ■ 225KW ■ Personal Best ■ Session Best ■ Crossing the finish line in pit lane

Lap	Time	Sector 1	Sector 2	Sector 3	Kph	Elapsed	Lap	Time	Sector 1	Sector 2	Sector 3	Kph	Elapsed
34	1:13.050	24.576	28.450	20.024	114.3	45:14.401	13	1:12.513	24.441	28.333	19.739	115.2	19:44.053
35	1:13.176	24.696	28.412	20.068	114.1	46:27.577	14	1:13.907	24.535	28.807	20.565	113.0	20:57.960
36	1:13.656	24.548	28.437	20.671	113.4	47:41.233	15	1:12.303	24.422	28.183	19.698	115.5	22:10.263
66 Daniel ABT DEU							Audi Sport Abt Schaeffler Formula E Team Audi e-tron FE05						
1	1:23.186	32.977	29.852	20.357	100.4	1:23.186	16	1:12.316	24.458	28.163	19.695	115.5	23:22.579
2	1:15.079	25.278	29.602	20.199	111.2	2:38.265	17	1:12.527	24.536	28.251	19.740	115.2	24:35.106
3	1:14.061	24.977	29.119	19.965	112.8	3:52.326	18	1:12.492	24.441	28.326	19.725	115.2	25:47.598
4	1:16.161	24.852	29.500	21.809	109.7	5:08.487	19	1:13.197	24.355	28.844	19.998	114.1	27:00.795
5	3:30.836	1:03.134	1:20.650	1:07.052	39.6	8:39.323	20	1:12.870	24.527	28.551	19.792	114.6	28:13.665
6	2:30.473	1:08.669	56.121	25.683	55.5	11:09.796	21	1:12.521	24.357	28.337	19.827	115.2	29:26.186
7	1:13.215	25.008	28.585	19.622	114.1	12:23.011	22	1:12.667	24.477	28.399	19.791	114.9	30:38.853
8	1:13.059	24.720	28.710	19.629	114.3	13:36.070	23	1:12.765	24.689	28.324	19.752	114.8	31:51.618
9	1:12.849	24.378	28.828	19.643	114.6	14:48.919	24	1:12.833	24.282	28.618	19.933	114.7	33:04.451
10	1:12.730	24.258	28.611	19.861	114.8	16:01.649	25	1:12.751	24.318	28.710	19.723	114.8	34:17.202
11	1:12.191	24.392	28.241	19.558	115.7	17:13.840	26	1:12.521	24.294	28.477	19.750	115.2	35:29.723
12	1:12.971	24.534	28.674	19.763	114.5	18:26.811	27	1:12.589	24.314	28.425	19.850	115.1	36:42.312
13	1:12.559	24.666	28.369	19.524	115.1	19:39.370	28	1:14.055	24.888	29.286	19.881	112.8	37:56.367
14	1:12.296	24.332	28.303	19.661	115.5	20:51.666	29	1:12.737	24.597	28.376	19.764	114.8	39:09.104
15	1:12.558	24.483	28.458	19.617	115.1	22:04.224	30	1:15.344	26.225	29.224	19.895	110.9	40:24.448
16	1:12.203	24.421	28.220	19.562	115.7	23:16.427	31	1:14.231	25.083	28.939	20.209	112.5	41:38.679
17	1:12.794	24.723	28.454	19.617	114.7	24:29.221	32	1:13.416	24.883	28.642	19.891	113.8	42:52.095
18	1:12.891	24.375	28.809	19.707	114.6	25:42.112	33	1:14.238	25.048	29.365	19.825	112.5	44:06.333
19	1:12.215	24.367	28.274	19.574	115.7	26:54.327	34	1:13.164	24.869	28.523	19.772	114.2	45:19.497
20	1:12.240	24.362	28.301	19.577	115.6	28:06.567	35	1:14.071	24.909	28.992	20.170	112.8	46:33.568
21	1:11.970	24.434	28.045	19.491	116.0	29:18.537	36	1:15.865	24.682	29.999	21.184	110.1	47:49.433
22	1:12.777	25.298	27.951	19.528	114.8	30:31.314							
23	1:11.305	24.077	27.973	19.255	117.1	31:42.619							
24	1:11.798	24.084	28.027	19.687	116.3	32:54.417							
25	1:12.270	24.281	28.400	19.589	115.6	34:06.687							
26	1:12.360	24.334	28.426	19.600	115.4	35:19.047							
27	1:13.093	24.286	29.012	19.795	114.3	36:32.140							
28	1:12.382	24.371	28.277	19.734	115.4	37:44.522							
29	1:12.051	24.245	28.194	19.612	115.9	38:56.573							
30	1:12.640	24.544	28.544	19.552	115.0	40:09.213							
31	1:13.755	24.956	29.026	19.773	113.2	41:22.968							
32	1:13.029	24.652	28.552	19.825	114.4	42:35.997							
33	1:13.256	24.607	28.935	19.714	114.0	43:49.253							
34	1:12.910	24.612	28.742	19.556	114.6	45:02.163							
35	1:12.318	24.348	28.262	19.708	115.5	46:14.481							
36	1:12.565	24.354	28.451	19.760	115.1	47:27.046							

Lap	Time	Sector 1	Sector 2	Sector 3	Kph	Elapsed
94 Pascal WEHRLEIN DEU						
MAHINDRA RACING Mahindra M5Electro						
1	1:32.205	37.087	34.390	20.728	90.6	1:32.205
2	1:16.085	25.927	29.494	20.664	109.8	2:48.290
3	1:14.488	25.050	29.508	19.930	112.1	4:02.778
4	1:21.887	24.896	29.106	27.885	102.0	5:24.665
5	3:26.391	58.145	1:21.653	1:06.593	40.5	8:51.056
6	2:23.823	1:10.974	49.280	23.569	58.1	11:14.879
7	1:13.369	24.809	28.738	19.822	113.8	12:28.248
8	1:13.027	24.479	28.787	19.761	114.4	13:41.275
9	1:12.620	24.642	28.343	19.635	115.0	14:53.895
10	1:12.417	24.257	28.441	19.719	115.3	16:06.312
11	1:12.722	24.585	28.571	19.566	114.8	17:19.034
12	1:12.506	24.176	28.379	19.951	115.2	18:31.540