Round 10 - New York City ePrix

Jaguar I-PACE eTROPHY Series

Results Booklet

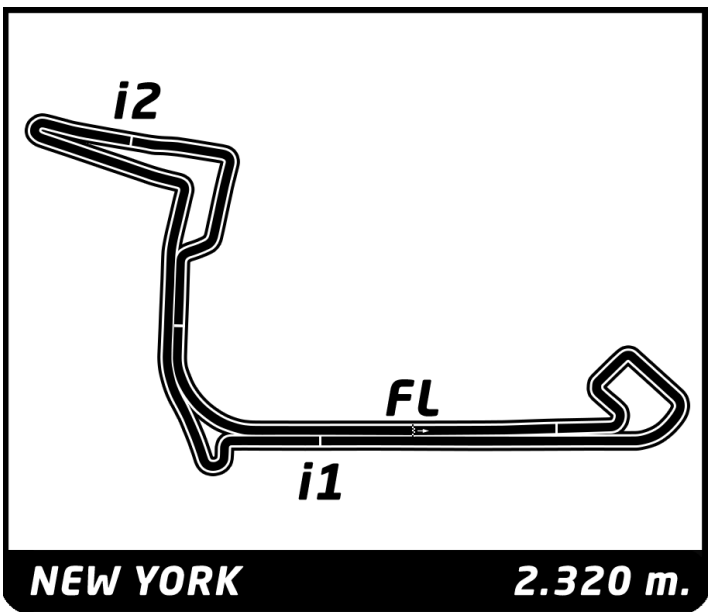

JAGUAR I-PACE eTROPHY

JAGUAR

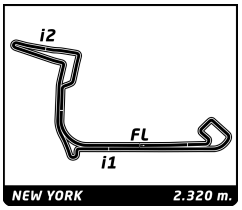

Jaguar I-PACE eTROPHY Series

Round 10 - New York City ePrix

Qualifying

Final Classification

	No	Driver	Nat	Team	Car	Cl.	Time	Lap	Total	Gap		Kph
1	10	**Sérgio JIMENEZ**	BRA	Jaguar Brazil Racing	Jaguar I-PACE eTROPHY	PRO	**1:28.491**	3	8	-	-	**94.4**
2	0	**Cacá BUENO**	BRA	Jaguar Brazil Racing	Jaguar I-PACE eTROPHY	PRO	**1:28.643**	6	12	+0.152	+0.152	**94.2**
3	99	**Simon EVANS**	NZL	Team Asia New Zealand	Jaguar I-PACE eTROPHY	PRO	**1:28.804**	17	19	+0.313	+0.161	**94.0**
4	3	**Katherine LEGGE**	GBR	Rahal Letterman Lanigan Racing	Jaguar I-PACE eTROPHY	PRO	**1:28.831**	5	18	+0.340	+0.027	**94.0**
5	24	**Ahmed BIN-KHANEN**	SAU	Saudi Racing	Jaguar I-PACE eTROPHY	PRO-AM	**1:29.365**	7	14	+0.874	+0.534	**93.5**
6	9	**Yaqi ZHANG**	CHN	Jaguar China Racing	Jaguar I-PACE eTROPHY	PRO-AM	**1:29.411**	14	15	+0.920	+0.046	**93.4**
7	12	**Bandar ALESAYI**	SAU	Saudi Racing	Jaguar I-PACE eTROPHY	PRO-AM	**1:29.431**	7	14	+0.940	+0.020	**93.4**
8	7	**Célia MARTIN**	FRA	Viessmann Jaguar eTROPHY Team Germany	Jaguar I-PACE eTROPHY	PRO-AM	**1:30.257**	18	18	+1.766	+0.826	**92.5**
9	15	**Ziyi Z ZHANG**	CHN	Jaguar China Racing	Jaguar I-PACE eTROPHY	PRO-AM	**1:30.332**	10	15	+1.841	+0.075	**92.5**
10	6	**Bryan SELLERS**	USA	Rahal Letterman Lanigan Racing	Jaguar I-PACE eTROPHY	PRO						

Fastest Lap:	Lap 3	Sérgio JIMENEZ	**1:28.491**	94.4 Kph

Track Status: **DRY**

Published at: .....

Stewards:	**Timekeeper:** Lleó Batlles

DHL MICHELIN OFFICIAL PARTNERS ABB
Sabelt OFFICIAL SUPPLIERS one

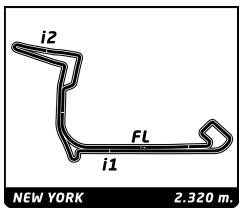

Jaguar I-PACE eTROPHY Series

Round 10 - New York City ePrix

Qualifying

Final Classification by Class

	No	Driver	Nat	Team	Car	Time	Lap	Total	Gap		Kph
PRO											
1	10	**Sérgio JIMENEZ**	BRA	Jaguar Brazil Racing	Jaguar I-PACE eTROPHY	**1:28.491**	3	8			**94.4**
2	0	**Cacá BUENO**	BRA	Jaguar Brazil Racing	Jaguar I-PACE eTROPHY	**1:28.643**	6	12	+0.152	+0.152	**94.2**
3	99	**Simon EVANS**	NZL	Team Asia New Zealand	Jaguar I-PACE eTROPHY	**1:28.804**	17	19	+0.313	+0.161	**94.0**
4	3	**Katherine LEGGE**	GBR	Rahal Letterman Lanigan Racing	Jaguar I-PACE eTROPHY	**1:28.831**	5	18	+0.340	+0.027	**94.0**
5	6	**Bryan SELLERS**	USA	Rahal Letterman Lanigan Racing	Jaguar I-PACE eTROPHY						
PRO-AM											
1	24	**Ahmed BIN-KHANEN**	SAU	Saudi Racing	Jaguar I-PACE eTROPHY	**1:29.365**	7	14			**93.5**
2	9	**Yaqi ZHANG**	CHN	Jaguar China Racing	Jaguar I-PACE eTROPHY	**1:29.411**	14	15	+0.046	+0.046	**93.4**
3	12	**Bandar ALESAYI**	SAU	Saudi Racing	Jaguar I-PACE eTROPHY	**1:29.431**	7	14	+0.066	+0.020	**93.4**
4	7	**Célia MARTIN**	FRA	Viessmann Jaguar eTROPHY Team Germany	Jaguar I-PACE eTROPHY	**1:30.257**	18	18	+0.892	+0.826	**92.5**
5	15	**Ziyi Z ZHANG**	CHN	Jaguar China Racing	Jaguar I-PACE eTROPHY	**1:30.332**	10	15	+0.967	+0.075	**92.5**

Published at: .....

Track Status: **DRY**

Stewards:	**Timekeeper:** Lleó Batlles

DHL MICHELIN ABB
OFFICIAL PARTNERS
Sabelt
OFFICIAL SUPPLIERS

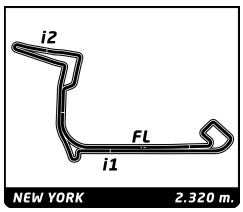

Jaguar I-PACE eTROPHY Series

Round 10 - New York City ePrix

Qualifying

Best Sector Times

	Sector 1			Sector 2			Sector 3							
Pos	No	Driver	Time	No	Driver	Time	No	Driver	Time	Pos	No	Driver	Ideal Lap	Best Lap	
1	10	S.JIMENEZ	30.081	99	S.EVANS	34.220	0	C.BUENO	24.021	1	0	C.BUENO	1:28.448	1:28.643	(2)
2	3	K.LEGGE	30.143	0	C.BUENO	34.237	3	K.LEGGE	24.066	2	10	S.JIMENEZ	1:28.491	1:28.491	(1)
3	0	C.BUENO	30.190	10	S.JIMENEZ	34.289	10	S.JIMENEZ	24.121	3	3	K.LEGGE	1:28.624	1:28.831	(4)
4	99	S.EVANS	30.206	3	K.LEGGE	34.415	24	A.BIN-KHANEN	24.246	4	99	S.EVANS	1:28.704	1:28.804	(3)
5	9	Y.ZHANG	30.407	12	B.ALESAYI	34.527	99	S.EVANS	24.278	5	24	A.BIN-KHANEN	1:29.265	1:29.365	(5)
6	24	A.BIN-KHANEN	30.416	9	Y.ZHANG	34.602	9	Y.ZHANG	24.295	6	9	Y.ZHANG	1:29.304	1:29.411	(6)
7	12	B.ALESAYI	30.434	24	A.BIN-KHANEN	34.603	12	B.ALESAYI	24.397	7	12	B.ALESAYI	1:29.358	1:29.431	(7)
8	15	Z.Z ZHANG	30.488	7	C.MARTIN	34.925	7	C.MARTIN	24.530	8	15	Z.Z ZHANG	1:30.111	1:30.332	(9)
9	7	C.MARTIN	30.659	15	Z.Z ZHANG	35.031	15	Z.Z ZHANG	24.592	9	7	C.MARTIN	1:30.114	1:30.257	(8)

OFFICIAL PARTNERS
OFFICIAL SUPPLIERS

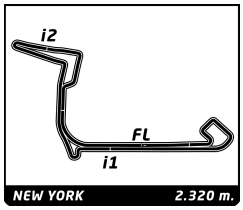

Jaguar I-PACE eTROPHY Series

Round 10 - New York City ePrix

Qualifying

Fastest Lap Sequence

Elapsed	No	Driver	Team	Car	Class	Time	Kph	Lap
1:38.064	0	Cacá BUENO	Jaguar Brazil Racing	Jaguar I-PACE eTROPHY	PRO	**1:36.944**	86.2	1
1:40.079	99	Simon EVANS	Team Asia New Zealand	Jaguar I-PACE eTROPHY	PRO	**1:36.184**	86.8	1
3:09.491	99	Simon EVANS	Team Asia New Zealand	Jaguar I-PACE eTROPHY	PRO	**1:29.412**	93.4	2
4:38.509	99	Simon EVANS	Team Asia New Zealand	Jaguar I-PACE eTROPHY	PRO	**1:29.018**	93.8	3
6:30.297	10	Sérgio JIMENEZ	Jaguar Brazil Racing	Jaguar I-PACE eTROPHY	PRO	**1:28.491**	94.4	3

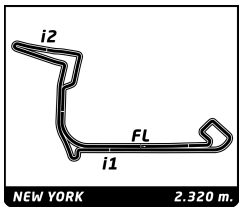

Jaguar I-PACE eTROPHY Series

Round 10 - New York City ePrix

Qualifying

Sector Analysis

Personal Best | Session Best | **B** Crossing the finish line in the pit lane

0 Cacá BUENO — BRA

Jaguar Brazil Racing — Jaguar I-PACE eTROPHY

Lap	Time	Sector 1	Sector 2	Sector 3	Kph	Elapsed
1	1:36.944	32.026	39.574	25.344	86.2	1:38.064
2	1:45.457	39.460	41.583	24.414	79.2	3:23.521
3	1:32.373	30.380	36.812	25.181	90.4	4:55.894
4	2:16.466	36.379	1:11.616	28.471	61.2	7:12.360
5	1:29.353	30.435	34.547	24.371	93.5	8:41.713
6	1:28.643	30.385	34.237	24.021	94.2	10:10.356
7	1:58.206	37.061	50.304	30.841	70.7	12:08.562
8	10:21.248 B	30.230	35.143	9:15.875	13.4	22:29.810
9	2:09.179	54.233	50.262	24.684	64.7	24:38.989
10	1:28.770	30.272	34.311	24.187	94.1	26:07.759
11	1:55.844	41.343	49.343	25.158	72.1	28:03.603
12	1:49.126	30.256	42.780	36.090	76.5	29:52.729

3 Katherine LEGGE — GBR

Rahal Letterman Lanigan Racing — Jaguar I-PACE eTROPHY

Lap	Time	Sector 1	Sector 2	Sector 3	Kph	Elapsed
1	1:41.488	32.076	42.176	27.236	82.3	1:49.756
2	1:29.997	30.727	35.062	24.208	92.8	3:19.753
3	1:33.506	30.515	38.414	24.577	89.3	4:53.259
4	1:54.399	41.389	47.808	25.202	73.0	6:47.658
5	1:28.831	30.277	34.415	24.139	94.0	8:16.489
6	2:07.504	39.769	1:01.061	26.674	65.5	10:23.993
7	1:28.920	30.340	34.514	24.066	93.9	11:52.913
8	1:57.826	30.608	53.620	33.598	70.9	13:50.739
9	1:29.098	30.304	34.581	24.213	93.7	15:19.837
10	2:14.543	42.692	59.574	32.277	62.1	17:34.380
11	1:28.891	30.330	34.469	24.092	94.0	19:03.271
12	2:26.455	44.610	1:11.981	29.864	57.0	21:29.726
13	1:29.291	30.356	34.734	24.201	93.5	22:59.017
14	1:49.386	30.143	47.627	31.616	76.4	24:48.403
15	1:29.098	30.400	34.537	24.161	93.7	26:17.501
16	1:56.519	32.454	51.656	32.409	71.7	28:14.020
17	1:28.878	30.186	34.587	24.105	94.0	29:42.898
18	1:29.000	30.350	34.512	24.138	93.8	31:11.898

7 Célia MARTIN — FRA

Viessmann Jaguar eTROPHY Team Ge — Jaguar I-PACE eTROPHY

Lap	Time	Sector 1	Sector 2	Sector 3	Kph	Elapsed
1	1:36.316	32.821	37.474	26.021	86.7	1:53.955
2	1:32.503	31.492	35.558	25.453	90.3	3:26.458
3	1:31.967	31.321	35.299	25.347	90.8	4:58.425
4	1:30.958	31.164	34.945	24.849	91.8	6:29.383
5	1:54.263	40.962	44.273	29.028	73.1	8:23.646
6	1:31.768	30.847	35.341	25.580	91.0	9:55.414
7	4:12.888 B	30.797	35.576	3:06.515	33.0	14:08.302
8	1:40.216	39.048	35.961	25.207	83.3	15:48.518
9	1:31.346	31.083	35.209	25.054	91.4	17:19.864
10	1:31.191	31.039	35.122	25.030	91.6	18:51.055
11	1:30.686	30.838	35.106	24.742	92.1	20:21.741
12	1:30.649	30.887	35.067	24.695	92.1	21:52.390
13	1:30.471	30.817	34.959	24.695	92.3	23:22.861
14	1:43.271	34.396	41.796	27.079	80.9	25:06.132
15	1:30.653	30.973	34.932	24.748	92.1	26:36.785
16	1:30.663	30.980	34.925	24.758	92.1	28:07.448
17	1:30.452	30.659	35.045	24.748	92.3	29:37.900
18	1:30.257	30.734	34.993	24.530	92.5	31:08.157

9 Yaqi ZHANG — CHN

Jaguar China Racing — Jaguar I-PACE eTROPHY

Lap	Time	Sector 1	Sector 2	Sector 3	Kph	Elapsed
1	1:42.414	33.867	39.924	28.623	81.6	1:57.778
2	1:30.427	30.678	35.096	24.653	92.4	3:28.205
3	1:37.163	30.491	42.041	24.631	86.0	5:05.368
4	1:29.523	30.465	34.622	24.436	93.3	6:34.891
5	1:29.938	30.650	34.784	24.504	92.9	8:04.829
6	8:57.865 B	30.677	34.615	7:52.573	15.5	17:02.694
7	1:56.934	48.574	43.536	24.824	71.4	18:59.628
8	1:29.768	30.407	34.922	24.439	93.0	20:29.396
9	1:32.250	30.496	35.984	25.770	90.5	22:01.646
10	1:29.603	30.578	34.608	24.417	93.2	23:31.249
11	1:29.578	30.408	34.693	24.477	93.2	25:00.827
12	1:29.782	30.569	34.616	24.597	93.0	26:30.609
13	1:46.742	30.495	48.965	27.282	78.2	28:17.351
14	1:29.411	30.490	34.602	24.319	93.4	29:46.762
15	1:29.451	30.419	34.737	24.295	93.4	31:16.213

10 Sérgio JIMENEZ — BRA

Jaguar Brazil Racing — Jaguar I-PACE eTROPHY

Lap	Time	Sector 1	Sector 2	Sector 3	Kph	Elapsed
1	1:39.212	36.637	37.326	25.249	84.2	3:16.562
2	1:45.244	39.433	39.786	26.025	79.4	5:01.806
3	1:28.491	30.081	34.289	24.121	94.4	6:30.297
4	1:33.298	32.503	36.194	24.601	89.5	8:03.595
5	8:25.335 B	30.213	34.304	7:20.818	16.5	16:28.930
6	1:47.669	45.246	37.803	24.620	77.6	18:16.599
7	1:28.637	30.155	34.335	24.147	94.2	19:45.236
8	10:54.406 B	30.227	34.480	9:49.699	12.8	30:39.642

12 Bandar ALESAYI — SAU

Saudi Racing — Jaguar I-PACE eTROPHY

Lap	Time	Sector 1	Sector 2	Sector 3	Kph	Elapsed
1	1:49.895	34.140	47.550	28.205	76.0	2:02.801
2	1:30.841	30.577	34.746	25.518	91.9	3:33.642
3	1:29.772	30.596	34.701	24.475	93.0	5:03.414
4	3:15.706 B	30.587	35.204	2:09.915	42.7	8:19.120
5	1:48.639	44.164	39.758	24.717	76.9	10:07.759
6	1:29.762	30.546	34.574	24.642	93.0	11:37.521
7	1:29.431	30.507	34.527	24.397	93.4	13:06.952
8	5:55.932 B	30.434	34.828	4:50.670	23.5	19:02.884
9	2:15.554	52.749	51.226	31.579	61.6	21:18.438
10	1:29.942	30.514	34.727	24.701	92.9	22:48.380
11	1:29.648	30.467	34.661	24.520	93.2	24:18.028
12	1:38.741	30.536	38.736	29.469	84.6	25:56.769
13	1:29.782	30.540	34.704	24.538	93.0	27:26.551
14	3:23.212 B	39.591	46.161	1:57.460	41.1	30:49.763

15 Ziyi Z ZHANG — CHN

Jaguar China Racing — Jaguar I-PACE eTROPHY

Lap	Time	Sector 1	Sector 2	Sector 3	Kph	Elapsed
1	1:44.957	36.534	39.478	28.945	79.6	2:10.633
2	1:35.922	33.353	36.508	26.061	87.1	3:46.555
3	1:32.638	31.603	35.605	25.430	90.2	5:19.193
4	1:31.436	31.128	35.324	24.984	91.3	6:50.629
5	1:31.049	31.098	35.031	24.920	91.7	8:21.678
6	1:31.233	31.260	35.100	24.873	91.5	9:52.911
7	1:45.482	34.883	40.778	29.821	79.2	11:38.393
8	1:42.441	36.457	39.269	26.715	81.5	13:20.834

DHL MICHELIN ABB
OFFICIAL PARTNERS
Sabelt
OFFICIAL SUPPLIERS

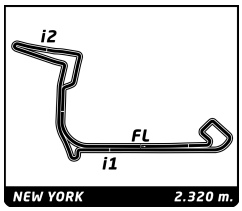

Jaguar I-PACE eTROPHY Series

Round 10 - New York City ePrix

Qualifying

Sector Analysis

Personal Best | Session Best | **B** Crossing the finish line in the pit lane

24 Ahmed BIN-KHANEN — SAU

Saudi Racing — Jaguar I-PACE eTROPHY

Lap	Time	Sector 1	Sector 2	Sector 3	Kph	Elapsed
1	5:38.589 **B**	31.871	37.446	4:29.272	24.7	5:48.099
2	1:43.331	42.637	36.024	24.670	80.8	7:31.430
3	1:30.374	30.736	35.115	24.523	92.4	9:01.804
4	1:30.735	31.236	35.003	24.496	92.0	10:32.539
5	1:30.122	30.614	34.933	24.575	92.7	12:02.661
6	1:29.962	30.659	34.942	24.361	92.8	13:32.623
7	1:29.365	30.516	34.603	24.246	93.5	15:01.988
8	6:08.177 **B**	30.625	38.165	4:59.387	22.7	21:10.165
9	1:40.263	41.048	34.781	24.434	83.3	22:50.428
10	1:29.499	30.464	34.674	24.361	93.3	24:19.927
11	1:29.838	30.416	34.819	24.603	93.0	25:49.765
12	1:29.815	30.563	34.699	24.553	93.0	27:19.580
13	1:29.662	30.566	34.722	24.374	93.1	28:49.242
14	1:29.811	30.562	34.875	24.374	93.0	30:19.053

99 Simon EVANS — NZL

Team Asia New Zealand — Jaguar I-PACE eTROPHY

Lap	Time	Sector 1	Sector 2	Sector 3	Kph	Elapsed
1	1:36.184	30.878	40.460	24.846	86.8	1:40.079
2	1:29.412	30.377	34.565	24.470	93.4	3:09.491
3	1:29.018	30.370	34.358	24.290	93.8	4:38.509
4	1:29.070	30.208	34.461	24.401	93.8	6:07.579
5	1:51.610	38.437	47.582	25.591	74.8	7:59.189
6	1:29.141	30.291	34.432	24.418	93.7	9:28.330
7	1:29.042	30.283	34.369	24.390	93.8	10:57.372
8	1:29.033	30.291	34.357	24.385	93.8	12:26.405
9	1:59.272	45.797	46.887	26.588	70.0	14:25.677
10	1:28.883	30.267	34.283	24.333	94.0	15:54.560
11	1:28.958	30.321	34.305	24.332	93.9	17:23.518
12	3:06.352 **B**	30.336	34.253	2:01.763	44.8	20:29.870
13	1:50.638	43.684	41.612	25.342	75.5	22:20.508
14	1:29.048	30.206	34.502	24.340	93.8	23:49.556
15	1:28.948	30.212	34.394	24.342	93.9	25:18.504
16	1:40.567	34.539	41.423	24.605	83.0	26:59.071
17	1:28.804	30.306	34.220	24.278	94.0	28:27.875
18	1:31.261	31.811	35.099	24.351	91.5	29:59.136
19	1:29.189	30.278	34.509	24.402	93.6	31:28.325

DHL MICHELIN ABB
OFFICIAL PARTNERS
Sabelt
OFFICIAL SUPPLIERS

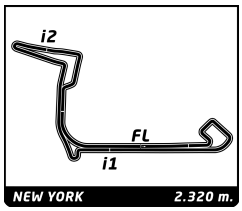

Round 10 - New York City ePrix

Jaguar I-PACE eTROPHY Series

Qualifying

Weather Report

Air Temperature

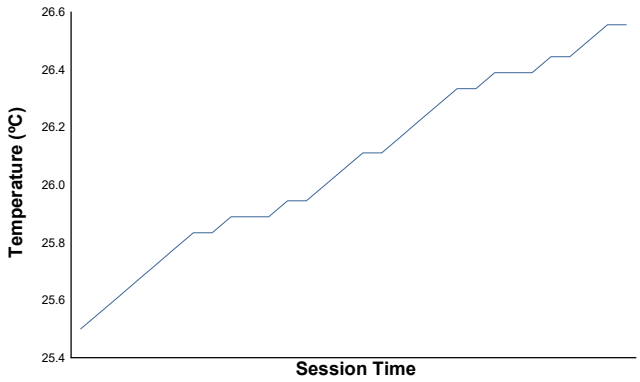

Track Temperature

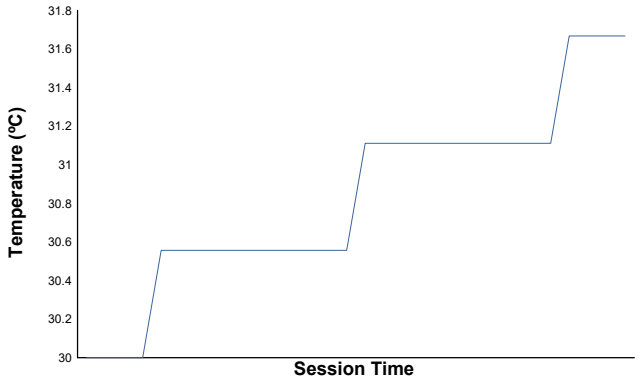

Humidity

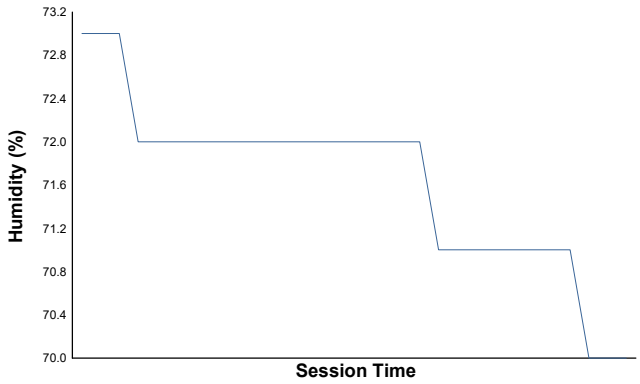

Pressure

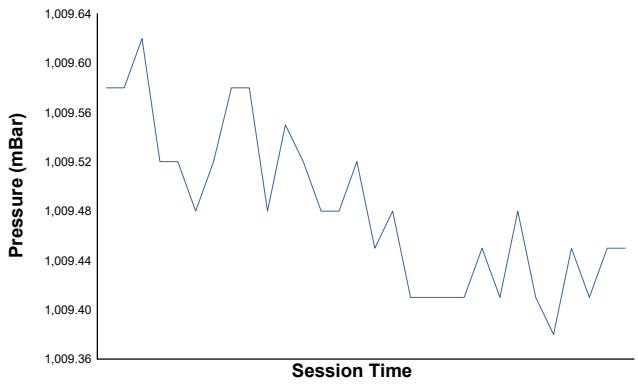

Wind Speed

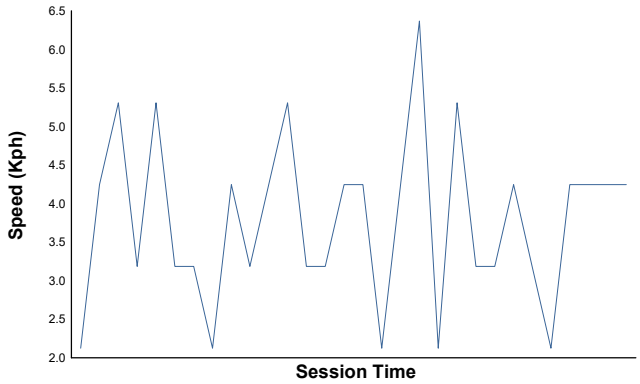

Wind Direction

North=0°/360° East=90° South=180° West=270°

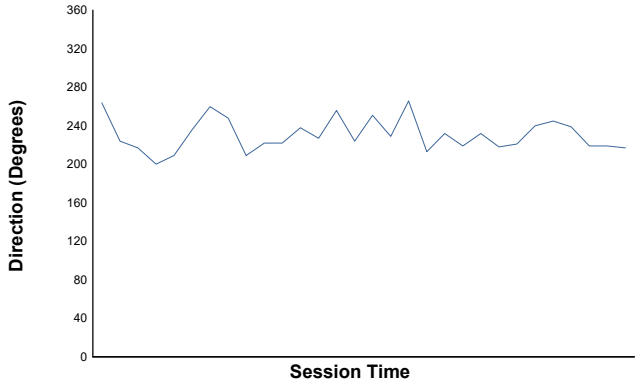

Track Status: **DRY**

DHL MICHELIN ABB
OFFICIAL PARTNERS
Sabelt one
OFFICIAL SUPPLIERS

JAGUAR I-PACE eTROPHY

JAGUAR

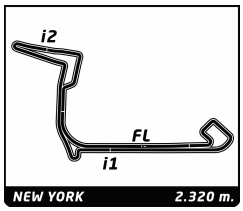

Jaguar I-PACE eTROPHY Series

Round 10 - New York City ePrix

Race (25' +1 Lap)

Starting Grid

1:30.332	Ziyi Z ZHANG	PRO-AM Jaguar China Racing	15	- 5 -	6 PRO Rahal Letterman Lanigan Racing	NO TIME Bryan SELLERS
1:29.431	Bandar ALESAYI	PRO-AM Saudi Racing	12	- 4 -	7 PRO-AM Viessmann Jaguar eTROPHY Team Germany	1:30.257 Célia MARTIN
1:29.365	Ahmed BIN-KHANEN	PRO-AM Saudi Racing	24	- 3 -	9 PRO-AM Jaguar China Racing	1:29.411 Yaqi ZHANG
1:28.804	Simon EVANS	PRO Team Asia New Zealand	99	- 2 -	3 PRO Rahal Letterman Lanigan Racing	1:28.831 Katherine LEGGE
1:28.491	Sérgio JIMENEZ	PRO Jaguar Brazil Racing	10	- 1 -	0 PRO Jaguar Brazil Racing	1:28.643 Cacá BUENO

Pole

Car 6 - Permitted to start (Back of the grid) - Stewards' Decision No. 1

Published at: .....

Stewards:	Timekeeper:
	Lleó Batlles

DHL MICHELIN ABB
OFFICIAL PARTNERS
Sabelt
OFFICIAL SUPPLIERS

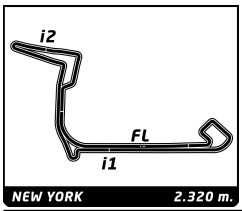

Jaguar I-PACE eTROPHY Series

Round 10 - New York City ePrix

Race (25' +1 Lap)

Final Classification

	No	Driver	Nat	Team	Car	Cl.	Laps	Total Time	Gap	Kph	Best Lap		
											Lap	Time	Kph
1	10	Sérgio JIMENEZ	BRA	Jaguar Brazil Racing	Jaguar I-PACE eTROPHY	PRO	18	**26:55.315**	-	93.1	4	**1:29.155**	93.7
2	0	Cacá BUENO	BRA	Jaguar Brazil Racing	Jaguar I-PACE eTROPHY	PRO	18	**26:59.647**	+4.332	92.8	5	**1:29.401**	93.4
3	3	Katherine LEGGE	GBR	Rahal Letterman Lanigan Racing	Jaguar I-PACE eTROPHY	PRO	18	**27:00.397**	+5.082	92.8	18	**1:29.431**	93.4
4	99	Simon EVANS	NZL	Team Asia New Zealand	Jaguar I-PACE eTROPHY	PRO	18	**27:01.381**	+6.066	92.7	3	**1:29.411**	93.4
5	6	Bryan SELLERS	USA	Rahal Letterman Lanigan Racing	Jaguar I-PACE eTROPHY	PRO	18	**27:09.301**	+13.986	92.3	4	**1:29.462**	93.4
6	24	Ahmed BIN-KHANEN	SAU	Saudi Racing	Jaguar I-PACE eTROPHY	PRO-AM	18	**27:13.984**	+18.669	92.0	4	**1:29.972**	92.8
7	9	Yaqi ZHANG	CHN	Jaguar China Racing	Jaguar I-PACE eTROPHY	PRO-AM	18	**27:14.508**	+19.193	92.0	6	**1:29.766**	93.0
8	12	Bandar ALESAYI	SAU	Saudi Racing	Jaguar I-PACE eTROPHY	PRO-AM	18	**27:20.142**	+24.827	91.7	8	**1:30.177**	92.6
9	15	Ziyi Z ZHANG	CHN	Jaguar China Racing	Jaguar I-PACE eTROPHY	PRO-AM	18	**27:39.966**	+44.651	90.6	3	**1:30.861**	91.9
		Not classified											
	7	Célia MARTIN	FRA	Viessmann Jaguar eTROPHY Team Germany	Jaguar I-PACE eTROPHY	PRO-AM	14	**21:19.601**			7	**1:30.152**	92.6

Pole Position:		Sérgio JIMENEZ	**1:28.491**	94.4 Kph
Fastest Lap:	Lap4	Sérgio JIMENEZ	**1:29.155**	93.7 Kph

Published at: .....

Track Status: **DRY**

Stewards:			**Timekeeper:**
François DUMONT	John WALSH	Steve PENCE	Lleó Batlles

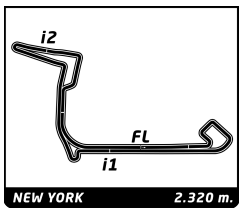

Jaguar I-PACE eTROPHY Series

Round 10 - New York City ePrix

Race

Final Classification by Class

	No	Driver	Nat	Team	Car	Laps	Total Time	Gap	Kph	Best Lap Lap	Best Lap Time	Best Lap Kph
PRO												
1	10	**Sérgio JIMENEZ**	BRA	Jaguar Brazil Racing	Jaguar I-PACE eTROPHY	18	**26:55.315**		93.1	4	**1:29.155**	93.7
2	0	**Cacá BUENO**	BRA	Jaguar Brazil Racing	Jaguar I-PACE eTROPHY	18	**26:59.647**	+4.332	92.8	5	**1:29.401**	93.4
3	3	**Katherine LEGGE**	GBR	Rahal Letterman Lanigan Racing	Jaguar I-PACE eTROPHY	18	**27:00.397**	+5.082	92.8	18	**1:29.431**	93.4
4	99	**Simon EVANS**	NZL	Team Asia New Zealand	Jaguar I-PACE eTROPHY	18	**27:01.381**	+6.066	92.7	3	**1:29.411**	93.4
5	6	**Bryan SELLERS**	USA	Rahal Letterman Lanigan Racing	Jaguar I-PACE eTROPHY	18	**27:09.301**	+13.986	92.3	4	**1:29.462**	93.4
PRO-AM												
1	24	**Ahmed BIN-KHANEN**	SAU	Saudi Racing	Jaguar I-PACE eTROPHY	18	**27:13.984**		92.0	4	**1:29.972**	92.8
2	9	**Yaqi ZHANG**	CHN	Jaguar China Racing	Jaguar I-PACE eTROPHY	18	**27:14.508**	+0.524	92.0	6	**1:29.766**	93.0
3	12	**Bandar ALESAYI**	SAU	Saudi Racing	Jaguar I-PACE eTROPHY	18	**27:20.142**	+6.158	91.7	8	**1:30.177**	92.6
4	15	**Ziyi Z ZHANG**	CHN	Jaguar China Racing	Jaguar I-PACE eTROPHY	18	**27:39.966**	+25.982	90.6	3	**1:30.861**	91.9
		Not classified										
	7	**Célia MARTIN**	FRA	Viessmann Jaguar eTROPHY Team Germany	Jaguar I-PACE eTROPHY	14	**21:19.601**	4 Laps		7	**1:30.152**	92.6

Published at: .....

Track Status: **DRY**

Stewards:			**Timekeeper:**
François DUMONT	John WALSH	Steve PENCE	Lleó Batlles

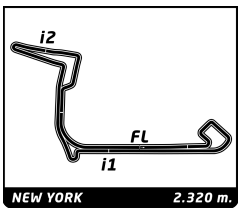

Jaguar I-PACE eTROPHY Series

Round 10 - New York City ePrix

Race

Lap Chart

No	Pos	Grid	Lap 1	2	3	4	5	6	7	8	9	10	11	12	13	14	15	16	17	18
10	1	10	10	10	10	10	10	10	10	10	10	10	10	10	10	10	10	10	10	10
0	2	0	0	0	0	0	0	0	0	0	0	0	0	0	0	0	0	0	0	0
99	3	99	3	3	3	3	3	3	3	3	3	3	3	3	3	3	3	3	3	3
3	4	3	99	99	99	99	99	99	99	99	99	99	99	99	99	99	99	99	99	99
24	5	24	24	24	24	24	24	24	24	24	24	6	6	6	6	6	6	6	6	6
9	6	9	9	9	6	6	6	6	6	6	6	24	24	24	24	24	24	24	24	24
12	7	12	6	6	9	9	9	9	9	9	9	9	9	9	9	9	9	9	9	9
7	8	7	7	7	7	7	7	7	7	12	12	12	12	12	12	12	12	12	12	12
15	9	15	12	12	12	12	12	12	12	7	7	7	7	7	7	7	15	15	15	15
6	10	6	15	15	15	15	15	15	15	15	15	15	15	15	15	15				

DHL MICHELIN ABB
OFFICIAL PARTNERS
Sabelt one
OFFICIAL SUPPLIERS

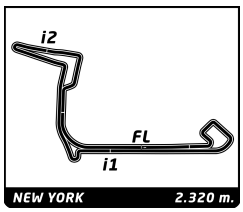

Jaguar I-PACE eTROPHY Series

Round 10 - New York City ePrix

Race

Best Sector Times

	Sector 1			Sector 2			Sector 3							
Pos	No	Driver	Time	No	Driver	Time	No	Driver	Time	Pos	No	Driver	Ideal Lap	Best Lap
1	3	K.LEGGE	30.271	99	S.EVANS	34.493	10	S.JIMENEZ	24.146	1	10	S.JIMENEZ	1:29.024	1:29.155 (1)
2	10	S.JIMENEZ	30.308	6	B.SELLERS	34.554	0	C.BUENO	24.218	2	0	C.BUENO	1:29.162	1:29.401 (2)
3	99	S.EVANS	30.368	0	C.BUENO	34.563	3	K.LEGGE	24.259	3	99	S.EVANS	1:29.184	1:29.411 (3)
4	0	C.BUENO	30.381	10	S.JIMENEZ	34.570	24	A.BIN-KHANEN	24.311	4	3	K.LEGGE	1:29.307	1:29.431 (4)
5	6	B.SELLERS	30.407	24	A.BIN-KHANEN	34.764	99	S.EVANS	24.323	5	6	B.SELLERS	1:29.311	1:29.462 (5)
6	9	Y.ZHANG	30.452	3	K.LEGGE	34.777	6	B.SELLERS	24.350	6	9	Y.ZHANG	1:29.620	1:29.766 (6)
7	12	B.ALESAYI	30.477	9	Y.ZHANG	34.787	9	Y.ZHANG	24.381	7	24	A.BIN-KHANEN	1:29.654	1:29.972 (7)
8	24	A.BIN-KHANEN	30.579	7	C.MARTIN	34.820	12	B.ALESAYI	24.523	8	12	B.ALESAYI	1:29.864	1:30.177 (9)
9	7	C.MARTIN	30.590	12	B.ALESAYI	34.864	7	C.MARTIN	24.550	9	7	C.MARTIN	1:29.960	1:30.152 (8)
10	15	Z.Z ZHANG	30.737	15	Z.Z ZHANG	35.090	15	Z.Z ZHANG	24.730	10	15	Z.Z ZHANG	1:30.557	1:30.861 (10)

OFFICIAL PARTNERS
OFFICIAL SUPPLIERS

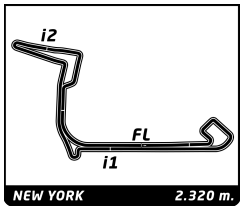

Jaguar I-PACE eTROPHY Series

Round 10 - New York City ePrix

Race

Fastest Lap Sequence

Elapsed	No	Driver	Team	Car	Class	Time	Kph	Lap
3:04.344	10	Sérgio JIMENEZ	Jaguar Brazil Racing	Jaguar I-PACE eTROPHY	PRO	**1:29.787**	93.0	2
3:06.866	99	Simon EVANS	Team Asia New Zealand	Jaguar I-PACE eTROPHY	PRO	**1:29.771**	93.0	2
3:09.903	6	Bryan SELLERS	Rahal Letterman Lanigan Racing	Jaguar I-PACE eTROPHY	PRO	**1:29.684**	93.1	2
4:33.723	10	Sérgio JIMENEZ	Jaguar Brazil Racing	Jaguar I-PACE eTROPHY	PRO	**1:29.379**	93.4	3
6:02.878	10	Sérgio JIMENEZ	Jaguar Brazil Racing	Jaguar I-PACE eTROPHY	PRO	**1:29.155**	93.7	4

JAGUAR I-PACE eTROPHY

JAGUAR

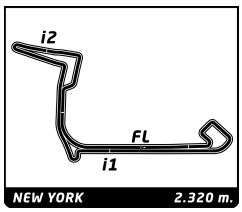

Jaguar I-PACE eTROPHY Series

Round 10 - New York City ePrix

Race

Analysis by lap

Lapped

Lap 1

No	Lap Time	Gap
10	1:34.557	0.000
0	1:35.502	0.945
3	1:36.279	1.722
99	1:37.095	2.538
24	1:37.942	3.385
9	1:38.718	4.161
6	1:40.219	5.662
7	1:40.996	6.439
12	1:41.534	6.977
15	1:42.497	7.940

Lap 2

No	Lap Time	Gap
10	1:29.787	
0	1:30.193	1.351
3	1:29.814	1.749
99	1:29.771	2.522
24	1:30.104	3.702
9	1:30.396	4.770
6	1:29.684	5.559
7	1:30.536	7.188
12	1:30.533	7.723
15	1:31.546	9.699

Lap 3

No	Lap Time	Gap
10	1:29.379	
0	1:29.413	1.385
3	1:29.476	1.846
99	1:29.411	2.554
24	1:30.021	4.344
6	1:29.718	5.898
9	1:31.173	6.564
7	1:30.520	8.329
12	1:30.370	8.714
15	1:30.861	11.181

Lap 4

No	Lap Time	Gap
10	1:29.155	
0	1:29.592	1.822
3	1:29.621	2.312
99	1:29.494	2.893
24	1:29.972	5.161
6	1:29.462	6.205
9	1:30.033	7.442
7	1:30.213	9.387
12	1:30.321	9.880
15	1:30.914	12.940

Lap 5

No	Lap Time	Gap
10	1:29.220	
0	1:29.401	2.003
3	1:29.562	2.654
99	1:29.497	3.170
24	1:30.077	6.018
6	1:30.021	7.006
9	1:29.940	8.162
7	1:30.682	10.849
12	1:30.543	11.203
15	1:32.777	16.497

Lap 6

No	Lap Time	Gap
10	1:29.339	
0	1:29.531	2.195
3	1:29.560	2.875
99	1:29.671	3.502
24	1:30.415	7.094
6	1:30.178	7.845
9	1:29.766	8.589
7	1:30.248	11.758
12	1:30.608	12.472
15	1:31.388	18.546

Lap 7

No	Lap Time	Gap
10	1:29.388	
0	1:29.511	2.318
3	1:29.511	2.998
99	1:29.502	3.616
24	1:30.248	7.954
6	1:29.968	8.425
9	1:30.002	9.203
7	1:30.152	12.522
12	1:30.201	13.285
15	1:30.978	20.136

Lap 8

No	Lap Time	Gap
10	1:29.309	
0	1:29.597	2.606
3	1:29.613	3.302
99	1:29.561	3.868
24	1:30.167	8.812
6	1:30.425	9.541
9	1:30.564	10.458
12	1:30.177	14.153
7	1:32.060	15.273
15	1:31.102	21.929

Lap 9

No	Lap Time	Gap
10	1:29.580	
0	1:29.599	2.625
3	1:29.514	3.236
99	1:29.740	4.028
24	1:30.443	9.675
6	1:30.324	10.285
9	1:30.215	11.093
12	1:30.739	15.312
7	1:30.813	16.506
15	1:31.444	23.793

Lap 10

No	Lap Time	Gap
10	1:29.393	
0	1:29.801	3.033
3	1:29.671	3.514
99	1:29.728	4.363
6	1:30.604	11.496
24	1:31.995	12.277
9	1:31.188	12.888
12	1:30.351	16.270
7	1:30.877	17.990
15	1:32.134	26.534

Lap 11

No	Lap Time	Gap
10	1:29.742	
0	1:29.947	3.238
3	1:29.818	3.590
99	1:29.731	4.352
6	1:29.982	11.736
24	1:30.402	12.937
9	1:30.622	13.768
12	1:30.243	16.771
7	1:30.483	18.731
15	1:31.253	28.045

Lap 12

No	Lap Time	Gap
10	1:29.558	
0	1:29.713	3.393
3	1:29.831	3.863
99	1:29.750	4.544
6	1:29.883	12.061
24	1:30.275	13.654
9	1:30.052	14.262
12	1:30.459	17.672
7	1:30.379	19.552
15	1:31.416	29.903

Lap 13

No	Lap Time	Gap
10	1:29.285	
0	1:29.601	3.709
3	1:29.874	4.452
99	1:29.783	5.042
6	1:29.926	12.702
24	1:30.062	14.431
9	1:30.199	15.176
12	1:30.497	18.884
7	1:30.682	20.949
15	1:31.392	32.010

Lap 14

No	Lap Time	Gap
10	1:29.295	
0	1:29.512	3.926
3	1:29.705	4.862
99	1:29.774	5.521
6	1:29.802	13.209
24	1:30.298	15.434
9	1:30.208	16.089
12	1:30.640	20.229
7	1:30.960	22.614
15	1:31.560	34.275

Lap 15

No	Lap Time	Gap
10	1:29.462	
0	1:29.788	4.252
3	1:29.585	4.985
99	1:29.720	5.779
6	1:29.627	13.374
24	1:30.253	16.225
9	1:30.568	17.195
12	1:30.957	21.724
15	1:32.400	37.213

Lap 16

No	Lap Time	Gap
10	1:29.596	
0	1:29.564	4.220
3	1:29.828	5.217
99	1:29.572	5.755
6	1:29.889	13.667
24	1:30.747	17.376
9	1:30.480	18.079
12	1:30.557	22.685
15	1:32.178	39.795

Lap 17

No	Lap Time	Gap
10	1:29.467	
0	1:29.615	4.368
3	1:29.704	5.454
99	1:29.713	6.001
6	1:29.926	14.126
24	1:30.341	18.250
9	1:30.283	18.895
12	1:30.609	23.827
15	1:32.029	42.357

Lap 18

No	Lap Time	Gap
10	1:29.803	
0	1:29.767	4.332
3	1:29.431	5.082
99	1:29.868	6.066
6	1:29.663	13.986
24	1:30.222	18.669
9	1:30.101	19.193
12	1:30.803	24.827
15	1:32.097	44.651

DHL MICHELIN ABB
OFFICIAL PARTNERS
Sabelt
OFFICIAL SUPPLIERS

JAGUAR I-PACE eTROPHY

JAGUAR

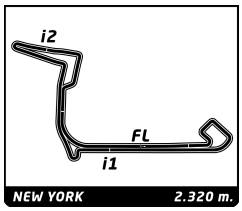

Jaguar I-PACE eTROPHY Series

Round 10 - New York City ePrix

Race

Sector Analysis

Personal Best | Session Best | **B** Crossing the finish line in the pit lane

0 Cacá BUENO — BRA

Jaguar Brazil Racing — Jaguar I-PACE eTROPHY

Lap	Time	Sector 1	Sector 2	Sector 3	Kph	Elapsed
1	1:35.502	36.283	34.802	24.417	87.5	1:35.502
2	1:30.193	30.705	34.989	24.499	92.6	3:05.695
3	1:29.413	30.420	34.627	24.366	93.4	4:35.108
4	1:29.592	30.381	34.778	24.433	93.2	6:04.700
5	1:29.401	30.471	34.712	24.218	93.4	7:34.101
6	1:29.531	30.441	34.732	24.358	93.3	9:03.632
7	1:29.511	30.423	34.687	24.401	93.3	10:33.143
8	1:29.597	30.454	34.699	24.444	93.2	12:02.740
9	1:29.599	30.544	34.680	24.375	93.2	13:32.339
10	1:29.801	30.533	34.892	24.376	93.0	15:02.140
11	1:29.947	30.575	34.927	24.445	92.9	16:32.087
12	1:29.713	30.464	34.878	24.371	93.1	18:01.800
13	1:29.601	30.566	34.638	24.397	93.2	19:31.401
14	1:29.512	30.497	34.563	24.452	93.3	21:00.913
15	1:29.788	30.467	34.920	24.401	93.0	22:30.701
16	1:29.564	30.496	34.647	24.421	93.3	24:00.265
17	1:29.615	30.445	34.660	24.510	93.2	25:29.880
18	1:29.767	30.553	34.664	24.550	93.0	26:59.647

3 Katherine LEGGE — GBR

Rahal Letterman Lanigan Racing — Jaguar I-PACE eTROPHY

Lap	Time	Sector 1	Sector 2	Sector 3	Kph	Elapsed
1	1:36.279	37.099	34.893	24.287	86.7	1:36.279
2	1:29.814	30.288	35.199	24.327	93.0	3:06.093
3	1:29.476	30.356	34.805	24.315	93.3	4:35.569
4	1:29.621	30.271	34.941	24.409	93.2	6:05.190
5	1:29.562	30.369	34.934	24.259	93.3	7:34.752
6	1:29.560	30.275	34.916	24.369	93.3	9:04.312
7	1:29.511	30.283	34.845	24.383	93.3	10:33.823
8	1:29.613	30.343	34.874	24.396	93.2	12:03.436
9	1:29.514	30.276	34.802	24.436	93.3	13:32.950
10	1:29.671	30.343	34.872	24.456	93.1	15:02.621
11	1:29.818	30.340	35.108	24.370	93.0	16:32.439
12	1:29.831	30.422	35.006	24.403	93.0	18:02.270
13	1:29.874	30.347	35.132	24.395	92.9	19:32.144
14	1:29.705	30.312	35.040	24.353	93.1	21:01.849
15	1:29.585	30.303	34.990	24.292	93.2	22:31.434
16	1:29.828	30.485	34.926	24.417	93.0	24:01.262
17	1:29.704	30.406	34.979	24.319	93.1	25:30.966
18	1:29.431	30.340	34.777	24.314	93.4	27:00.397

6 Bryan SELLERS — USA

Rahal Letterman Lanigan Racing — Jaguar I-PACE eTROPHY

Lap	Time	Sector 1	Sector 2	Sector 3	Kph	Elapsed
1	1:40.219	40.018	35.260	24.941	83.3	1:40.219
2	1:29.684	30.434	34.639	24.611	93.1	3:09.903
3	1:29.718	30.457	34.902	24.359	93.1	4:39.621
4	1:29.462	30.451	34.661	24.350	93.4	6:09.083
5	1:30.021	30.731	34.875	24.415	92.8	7:39.104
6	1:30.178	30.563	35.056	24.559	92.6	9:09.282
7	1:29.968	30.549	34.900	24.519	92.8	10:39.250
8	1:30.425	30.819	35.081	24.525	92.4	12:09.675
9	1:30.324	30.511	35.075	24.738	92.5	13:39.999
10	1:30.604	30.493	35.512	24.599	92.2	15:10.603
11	1:29.982	30.567	34.554	24.861	92.8	16:40.585
12	1:29.883	30.615	34.795	24.473	92.9	18:10.468
13	1:29.926	30.570	34.885	24.471	92.9	19:40.394
14	1:29.802	30.550	34.723	24.529	93.0	21:10.196
15	1:29.627	30.566	34.686	24.375	93.2	22:39.823
16	1:29.889	30.518	34.915	24.456	92.9	24:09.712
17	1:29.926	30.516	34.678	24.732	92.9	25:39.638
18	1:29.663	30.407	34.571	24.685	93.1	27:09.301

7 Célia MARTIN — FRA

Viessmann Jaguar eTROPHY Team Ge — Jaguar I-PACE eTROPHY

Lap	Time	Sector 1	Sector 2	Sector 3	Kph	Elapsed
1	1:40.996	39.298	35.712	25.986	82.7	1:40.996
2	1:30.536	30.590	35.105	24.841	92.3	3:11.532
3	1:30.520	30.824	34.928	24.768	92.3	4:42.052
4	1:30.213	30.595	34.983	24.635	92.6	6:12.265
5	1:30.682	30.776	35.240	24.666	92.1	7:42.947
6	1:30.248	30.722	34.875	24.651	92.5	9:13.195
7	1:30.152	30.605	34.820	24.727	92.6	10:43.347
8	1:32.060	30.777	36.494	24.789	90.7	12:15.407
9	1:30.813	30.994	35.054	24.765	92.0	13:46.220
10	1:30.877	30.849	35.181	24.847	91.9	15:17.097
11	1:30.483	30.774	35.051	24.658	92.3	16:47.580
12	1:30.379	30.662	35.167	24.550	92.4	18:17.959
13	1:30.682	30.902	35.207	24.573	92.1	19:48.641
14	1:30.960	30.744	35.356	24.860	91.8	21:19.601

9 Yaqi ZHANG — CHN

Jaguar China Racing — Jaguar I-PACE eTROPHY

Lap	Time	Sector 1	Sector 2	Sector 3	Kph	Elapsed
1	1:38.718	38.639	35.405	24.674	84.6	1:38.718
2	1:30.396	30.677	35.202	24.517	92.4	3:09.114
3	1:31.173	30.583	35.926	24.664	91.6	4:40.287
4	1:30.033	30.631	34.787	24.615	92.8	6:10.320
5	1:29.940	30.598	34.821	24.521	92.9	7:40.260
6	1:29.766	30.452	34.810	24.504	93.0	9:10.026
7	1:30.002	30.496	35.076	24.430	92.8	10:40.028
8	1:30.564	30.553	35.354	24.657	92.2	12:10.592
9	1:30.215	30.673	35.161	24.381	92.6	13:40.807
10	1:31.188	30.645	35.933	24.610	91.6	15:11.995
11	1:30.622	30.549	35.523	24.550	92.2	16:42.617
12	1:30.052	30.635	35.000	24.417	92.7	18:12.669
13	1:30.199	30.611	35.060	24.528	92.6	19:42.868
14	1:30.208	30.556	35.098	24.554	92.6	21:13.076
15	1:30.568	30.695	35.249	24.624	92.2	22:43.644
16	1:30.480	30.515	35.299	24.666	92.3	24:14.124
17	1:30.283	30.508	35.092	24.683	92.5	25:44.407
18	1:30.101	30.596	34.998	24.507	92.7	27:14.508

10 Sérgio JIMENEZ — BRA

Jaguar Brazil Racing — Jaguar I-PACE eTROPHY

Lap	Time	Sector 1	Sector 2	Sector 3	Kph	Elapsed
1	1:34.557	35.495	34.696	24.366	88.3	1:34.557
2	1:29.787	30.592	34.923	24.272	93.0	3:04.344
3	1:29.379	30.460	34.773	24.146	93.4	4:33.723
4	1:29.155	30.308	34.570	24.277	93.7	6:02.878
5	1:29.220	30.410	34.616	24.194	93.6	7:32.098
6	1:29.339	30.404	34.584	24.351	93.5	9:01.437
7	1:29.388	30.417	34.668	24.303	93.4	10:30.825
8	1:29.309	30.424	34.572	24.313	93.5	12:00.134
9	1:29.580	30.480	34.722	24.378	93.2	13:29.714
10	1:29.393	30.469	34.614	24.310	93.4	14:59.107

DHL MICHELIN ABB
OFFICIAL PARTNERS
Sabelt
OFFICIAL SUPPLIERS

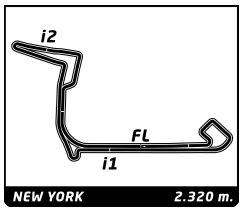

Jaguar I-PACE eTROPHY Series

Round 10 - New York City ePrix

Race

Sector Analysis

Personal Best | Session Best | **B** Crossing the finish line in the pit lane

12 Bandar ALESAYI — SAU

Saudi Racing — Jaguar I-PACE eTROPHY

Lap	Time	Sector 1	Sector 2	Sector 3	Kph	Elapsed
1	1:41.534	39.953	36.062	25.519	82.3	1:41.534
2	1:30.533	30.832	35.137	24.564	92.3	3:12.067
3	1:30.370	30.617	35.230	24.523	92.4	4:42.437
4	1:30.321	30.477	35.263	24.581	92.5	6:12.758
5	1:30.543	30.686	35.233	24.624	92.2	7:43.301
6	1:30.608	30.908	35.042	24.658	92.2	9:13.909
7	1:30.201	30.591	35.032	24.578	92.6	10:44.110
8	1:30.177	30.518	35.090	24.569	92.6	12:14.287
9	1:30.739	30.649	35.495	24.595	92.0	13:45.026
10	1:30.351	30.698	34.864	24.789	92.4	15:15.377
11	1:30.243	30.657	35.008	24.578	92.6	16:45.620
12	1:30.459	30.671	34.972	24.816	92.3	18:16.079
13	1:30.497	30.655	35.162	24.680	92.3	19:46.576
14	1:30.640	30.831	35.080	24.729	92.1	21:17.216
15	1:30.957	30.786	35.390	24.781	91.8	22:48.173
16	1:30.557	30.712	35.159	24.686	92.2	24:18.730
17	1:30.609	30.676	34.996	24.937	92.2	25:49.339
18	1:30.803	30.757	35.223	24.823	92.0	27:20.142

15 Ziyi Z ZHANG — CHN

Jaguar China Racing — Jaguar I-PACE eTROPHY

Lap	Time	Sector 1	Sector 2	Sector 3	Kph	Elapsed
1	1:42.497	41.067	35.985	25.445	81.5	1:42.497
2	1:31.546	30.995	35.633	24.918	91.2	3:14.043
3	1:30.861	30.813	35.090	24.958	91.9	4:44.904
4	1:30.914	30.753	35.431	24.730	91.9	6:15.818
5	1:32.777	30.737	36.982	25.058	90.0	7:48.595
6	1:31.388	30.943	35.537	24.908	91.4	9:19.983
7	1:30.978	30.798	35.322	24.858	91.8	10:50.961
8	1:31.102	30.866	35.345	24.891	91.7	12:22.063
9	1:31.444	30.842	35.545	25.057	91.3	13:53.507
10	1:32.134	31.766	35.293	25.075	90.7	15:25.641
11	1:31.253	30.879	35.521	24.853	91.5	16:56.894
12	1:31.416	30.783	35.558	25.075	91.4	18:28.310
13	1:31.392	30.949	35.545	24.898	91.4	19:59.702
14	1:31.560	30.828	35.544	25.188	91.2	21:31.262
15	1:32.400	30.906	35.984	25.510	90.4	23:03.662
16	1:32.178	31.162	35.951	25.065	90.6	24:35.840
17	1:32.029	30.933	35.994	25.102	90.8	26:07.869
18	1:32.097	30.905	36.015	25.177	90.7	27:39.966

24 Ahmed BIN-KHANEN — SAU

Saudi Racing — Jaguar I-PACE eTROPHY

Lap	Time	Sector 1	Sector 2	Sector 3	Kph	Elapsed
1	1:37.942	38.135	35.420	24.387	85.3	1:37.942
2	1:30.104	30.767	34.848	24.489	92.7	3:08.046
3	1:30.021	30.579	34.965	24.477	92.8	4:38.067
4	1:29.972	30.666	34.995	24.311	92.8	6:08.039
5	1:30.077	30.940	34.764	24.373	92.7	7:38.116
6	1:30.415	30.772	35.323	24.320	92.4	9:08.531
7	1:30.248	30.698	35.029	24.521	92.5	10:38.779
8	1:30.167	30.783	34.961	24.423	92.6	12:08.946
9	1:30.443	30.761	35.148	24.534	92.3	13:39.389
10	1:31.995	30.709	36.734	24.552	90.8	15:11.384
11	1:30.402	30.624	35.036	24.742	92.4	16:41.786
12	1:30.275	30.635	35.125	24.515	92.5	18:12.061
13	1:30.062	30.708	34.927	24.427	92.7	19:42.123
14	1:30.298	30.793	34.919	24.586	92.5	21:12.421
15	1:30.253	30.796	35.048	24.409	92.5	22:42.674
16	1:30.747	30.649	35.608	24.490	92.0	24:13.421
17	1:30.341	30.634	35.041	24.666	92.4	25:43.762
18	1:30.222	30.650	35.076	24.496	92.6	27:13.984

99 Simon EVANS — NZL

Team Asia New Zealand — Jaguar I-PACE eTROPHY

Lap	Time	Sector 1	Sector 2	Sector 3	Kph	Elapsed
1	1:37.095	37.589	34.840	24.666	86.0	1:37.095
2	1:29.771	30.408	34.806	24.557	93.0	3:06.866
3	1:29.411	30.432	34.617	24.362	93.4	4:36.277
4	1:29.494	30.459	34.493	24.542	93.3	6:05.771
5	1:29.497	30.398	34.776	24.323	93.3	7:35.268
6	1:29.671	30.368	34.745	24.558	93.1	9:04.939
7	1:29.502	30.412	34.566	24.524	93.3	10:34.441
8	1:29.561	30.409	34.742	24.410	93.3	12:04.002
9	1:29.740	30.551	34.687	24.502	93.1	13:33.742
10	1:29.728	30.399	34.745	24.584	93.1	15:03.470
11	1:29.731	30.409	34.767	24.555	93.1	16:33.201
12	1:29.750	30.383	34.777	24.590	93.1	18:02.951
13	1:29.783	30.484	34.780	24.519	93.0	19:32.734
14	1:29.774	30.440	34.787	24.547	93.0	21:02.508
15	1:29.720	30.410	34.807	24.503	93.1	22:32.228
16	1:29.572	30.378	34.793	24.401	93.2	24:01.800
17	1:29.713	30.451	34.741	24.521	93.1	25:31.513
18	1:29.868	30.522	34.721	24.625	92.9	27:01.381

DHL MICHELIN ABB
OFFICIAL PARTNERS
Sabelt
OFFICIAL SUPPLIERS

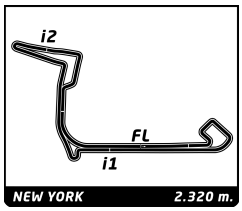

Round 10 - New York City ePrix

Jaguar I-PACE eTROPHY Series

Race

Weather Report

Air Temperature

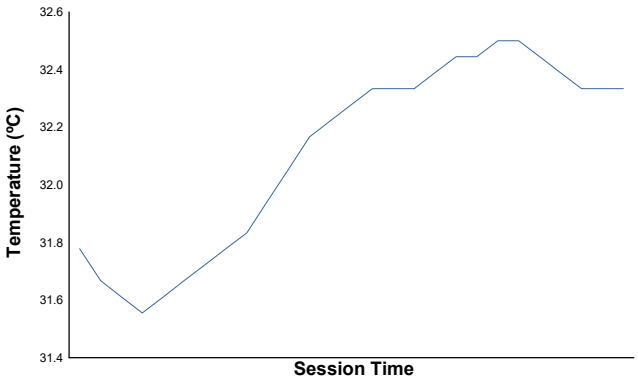

Track Temperature

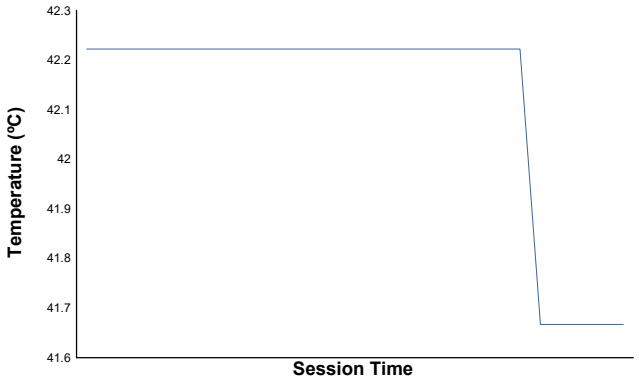

Humidity

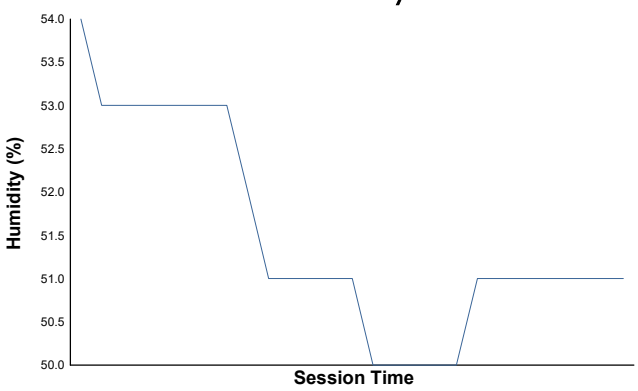

Pressure

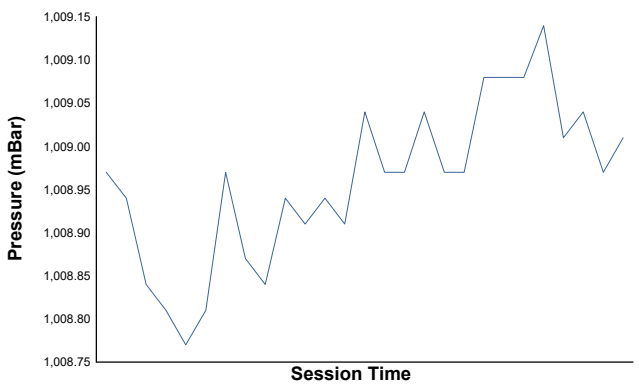

Wind Speed

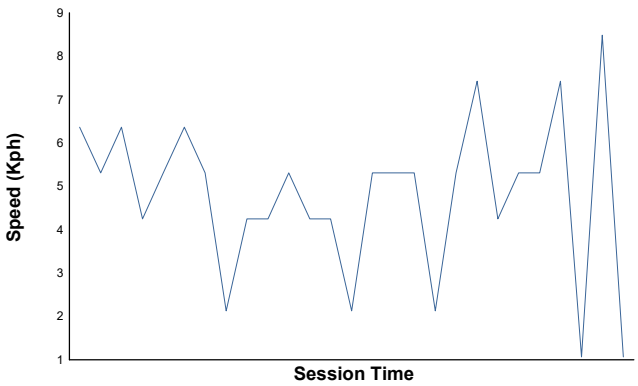

Wind Direction

North=0º/360º East=90º South=180º West=270º

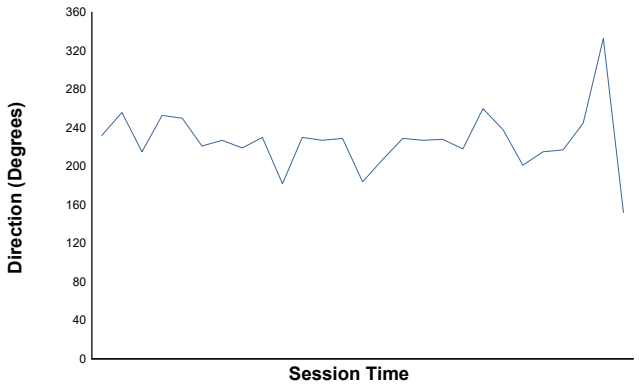

Track Status: **DRY**

DHL MICHELIN ABB
OFFICIAL PARTNERS
Sabelt one
OFFICIAL SUPPLIERS