Round 2 - Diriyah ePrix

ABB FIA Formula E Championship

Results Booklet

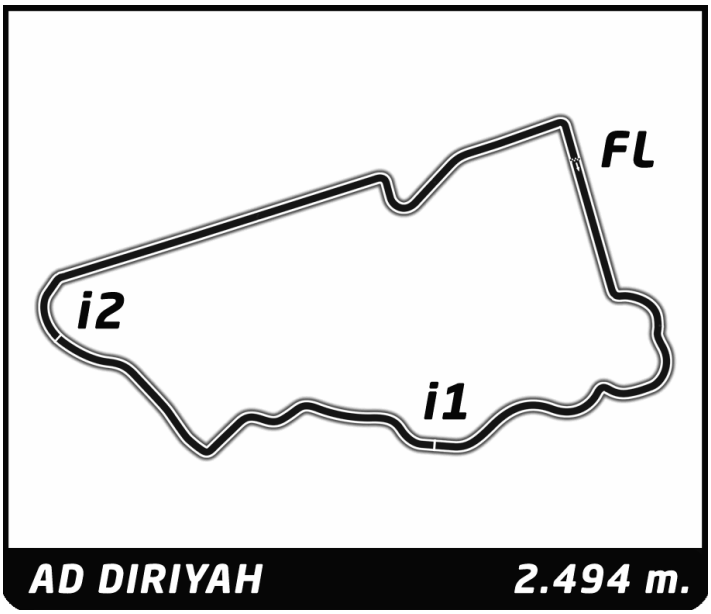

FIA FORMULA E CHAMPIONSHIP 2019-20

Doc No. Date: 23/11/2019 Posted at:

ABB FIA FORMULA E CHAMPIONSHIP

Round 2 - Diriyah ePrix - Free Practice 3

CLASSIFICATION

Official Timekeeper: TAGHeuer

POS	NO	DRIVER	NAT	TEAM	CAR	TIME	LAP	TOTAL	GAP		KPH
1	13	Antonio Félix DA COSTA	PRT	DS TECHEETAH	DS E-TENSE FE20	1:11.084	23	25	-	-	126.3
2	2	Sam BIRD	GBR	Envision Virgin Racing	Audi e-tron FE06	1:11.106	23	23	+0.022	+0.022	126.3
3	27	Alexander SIMS	GBR	BMW i ANDRETTI MOTORSPORT	BMW iFE.20	1:11.177	25	26	+0.093	+0.071	126.1
4	22	Oliver ROWLAND	GBR	Nissan e.dams	Nissan IM02	1:11.493	21	28	+0.409	+0.316	125.6
5	94	Pascal WEHRLEIN	DEU	Mahindra Racing	Mahindra M6Electro	1:11.523	22	25	+0.439	+0.030	125.5
6	4	Robin FRIJNS	NLD	Envision Virgin Racing	Audi e-tron FE06	1:11.608	23	23	+0.524	+0.085	125.4
7	66	Daniel ABT	DEU	Audi Sport Abt Schaeffler Formula E Team	Audi e-tron FE06	1:11.643	21	24	+0.559	+0.035	125.3
8	11	Lucas DI GRASSI	BRA	Audi Sport Abt Schaeffler Formula E Team	Audi e-tron FE06	1:11.696	22	23	+0.612	+0.053	125.2
9	28	Maximilian GÜNTHER	DEU	BMW i ANDRETTI MOTORSPORT	BMW iFE.20	1:11.885	27	31	+0.801	+0.189	124.9
10	20	Mitch EVANS	NZL	Panasonic Jaguar Racing	Jaguar I-Type IV	1:11.925	21	26	+0.841	+0.040	124.8
11	64	Jérôme D'AMBROSIO	BEL	Mahindra Racing	Mahindra M6Electro	1:11.968	21	25	+0.884	+0.043	124.8
12	23	Sébastien BUEMI	CHE	Nissan e.dams	Nissan IM02	1:12.171	22	27	+1.087	+0.203	124.4
13	48	Edoardo MORTARA	CHE	ROKiT Venturi Racing	Mercedes-Benz EQ Silver Arrow 01	1:12.197	22	27	+1.113	+0.026	124.4
14	19	Felipe MASSA	BRA	ROKiT Venturi Racing	Mercedes-Benz EQ silver Arrow 01	1:12.223	21	22	+1.139	+0.026	124.3
15	36	André LOTTERER	DEU	TAG Heuer Porsche Formula E Team	Porsche 99X Electric	1:12.239	25	27	+1.155	+0.016	124.3
16	5	Stoffel VANDOORNE	BEL	Mercedes-Benz EQ Formula E Team	Mercedes-Benz EQ Silver Arrow 01	1:12.319	17	25	+1.235	+0.080	124.1
17	7	Nico MÜLLER	CHE	GEOX DRAGON	Penske EV-4	1:12.370	23	25	+1.286	+0.051	124.1
18	6	Brendon HARTLEY	NZL	GEOX DRAGON	Penske EV-4	1:12.717	25	27	+1.633	+0.347	123.5
19	17	Nyck DE VRIES	NLD	Mercedes-Benz EQ Formula E Team	Mercedes-Benz EQ Silver Arrow 01	1:12.740	18	25	+1.656	+0.023	123.4
20	33	MA Qing Hua	CHN	NIO 333 FE Team	NIO FE-005	1:12.755	24	28	+1.671	+0.015	123.4
21	3	Oliver TURVEY	GBR	NIO 333 FE Team	NIO FE-005	1:12.755	22	24	+1.671	+0.000	123.4
22	18	Neel JANI	CHE	TAG Heuer Porsche Formula E Team	Porsche 99X Electric	1:13.087	25	27	+2.003	+0.332	122.8
23	51	James CALADO	GBR	Panasonic Jaguar Racing	Jaguar I-Type IV	1:14.004	18	20	+2.920	+0.917	121.3
24	25	Jean-Éric VERGNE	FRA	DS TECHEETAH	DS E-TENSE FE20	1:17.144	4	6	+6.060	+3.140	116.4

FASTEST LAP

13	Antonio Félix DA COSTA	PRT	DS TECHEETAH	DS E-TENSE FE20	1:11.084 on Lap 23	126.3 Kph

Clerk of the Course:
Abdul Aziz Al Thawadi

Timekeeper:
Cristóbal Lopera

Series Partners:

Title Partner | Global Partner | Technical Partner | Official Partners | Local Partner

No part of these results/data may be reproduced, stored in a retrieval system or transmitted in any form or by any means electronic, mechanical, photocopying, recording, broadcasting or otherwise without prior permission of the copyright holder except for reproduction in local/national/international daily press and regular printed publications on sale to the public within 90 days of the event to which the results/data relate and provided that the copyright symbol appears together with the name of the copyright holder.

The FÉDÉRATION INTERNATIONALE DE L'AUTOMOBILE logo, FÉDÉRATION INTERNATIONALE DE L'AUTOMOBILE, FIA logo, FIA, FIA FORMULA-E CHAMPIONSHIP, FIA FORMULA-E CHAMPIONSHIP logo and related marks are protectedtrademarks of the Fédération Internationale de l'Automobile (FIA), Chemin de Blandonnet 2, 1214 Vernier, Switzerland.

©2019, Fédération Internationale de l'Automobile (FIA)

FIA FORMULA E CHAMPIONSHIP 2019-20

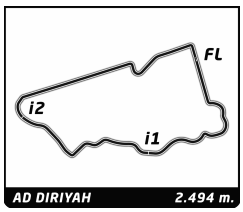

ABB FIA Formula E Championship

Round 2 - Diriyah ePrix

Free Practice 3

Best Sector Times

Official Timekeeper TAGHeuer

	SECTOR 1			SECTOR 2			SECTOR 3							
Pos		Driver	Time		Driver	Time		Driver	Time	Pos		Driver	Ideal Lap	Best Lap
1	13	A.DA COSTA	23.231	13	A.DA COSTA	19.781	2	S.BIRD	27.880	1	13	A.DA COSTA	1:11.084	1:11.084 (1)
2	27	A.SIMS	23.258	27	A.SIMS	19.801	13	A.DA COSTA	28.072	2	2	S.BIRD	1:11.106	1:11.106 (2)
3	2	S.BIRD	23.297	94	P.WEHRLEIN	19.895	4	R.FRIJNS	28.086	3	27	A.SIMS	1:11.177	1:11.177 (3)
4	22	O.ROWLAND	23.324	11	L.DI GRASSI	19.911	27	A.SIMS	28.118	4	22	O.ROWLAND	1:11.493	1:11.493 (4)
5	94	P.WEHRLEIN	23.364	2	S.BIRD	19.929	66	D.ABT	28.174	5	94	P.WEHRLEIN	1:11.523	1:11.523 (5)
6	23	S.BUEMI	23.402	20	M.EVANS	19.934	48	E.MORTARA	28.204	6	4	R.FRIJNS	1:11.608	1:11.608 (6)
7	19	F.MASSA	23.405	22	O.ROWLAND	19.938	22	O.ROWLAND	28.231	7	66	D.ABT	1:11.643	1:11.643 (7)
8	66	D.ABT	23.406	64	J.D'AMBROSIO	19.957	5	S.VANDOORNE	28.263	8	11	L.DI GRASSI	1:11.696	1:11.696 (8)
9	11	L.DI GRASSI	23.411	4	R.FRIJNS	19.985	94	P.WEHRLEIN	28.264	9	20	M.EVANS	1:11.701	1:11.925 (10)
10	6	B.HARTLEY	23.423	23	S.BUEMI	19.997	20	M.EVANS	28.328	10	28	M.GÜNTHER	1:11.885	1:11.885 (9)
11	20	M.EVANS	23.439	28	M.GÜNTHER	20.020	11	L.DI GRASSI	28.374	11	48	E.MORTARA	1:11.942	1:12.197 (13)
12	28	M.GÜNTHER	23.464	36	A.LOTTERER	20.029	28	M.GÜNTHER	28.401	12	23	S.BUEMI	1:11.943	1:12.171 (12)
13	64	J.D'AMBROSIO	23.502	48	E.MORTARA	20.063	17	N.DE VRIES	28.412	13	64	J.D'AMBROSIO	1:11.968	1:11.968 (11)
14	4	R.FRIJNS	23.537	66	D.ABT	20.063	7	N.MÜLLER	28.438	14	5	S.VANDOORNE	1:11.973	1:12.319 (16)
15	36	A.LOTTERER	23.596	5	S.VANDOORNE	20.100	33	MA Qing Hua	28.463	15	36	A.LOTTERER	1:12.202	1:12.239 (15)
16	5	S.VANDOORNE	23.610	19	F.MASSA	20.143	64	J.D'AMBROSIO	28.509	16	6	B.HARTLEY	1:12.213	1:12.717 (18)
17	48	E.MORTARA	23.675	7	N.MÜLLER	20.155	23	S.BUEMI	28.544	17	19	F.MASSA	1:12.223	1:12.223 (14)
18	17	N.DE VRIES	23.707	6	B.HARTLEY	20.168	36	A.LOTTERER	28.577	18	17	N.DE VRIES	1:12.349	1:12.740 (19)
19	7	N.MÜLLER	23.777	33	MA Qing Hua	20.172	3	O.TURVEY	28.615	19	7	N.MÜLLER	1:12.370	1:12.370 (17)
20	3	O.TURVEY	23.831	17	N.DE VRIES	20.230	6	B.HARTLEY	28.622	20	3	O.TURVEY	1:12.755	1:12.755 (20)
21	18	N.JANI	23.947	3	O.TURVEY	20.309	19	F.MASSA	28.675	21	33	MA Qing Hua	1:12.755	1:12.755 (21)
22	51	J.CALADO	24.045	18	N.JANI	20.320	18	N.JANI	28.820	22	18	N.JANI	1:13.087	1:13.087 (22)
23	33	MA Qing Hua	24.120	25	J.VERGNE	20.665	51	J.CALADO	29.192	23	51	J.CALADO	1:13.919	1:14.004 (23)
24	25	J.VERGNE	24.286	51	J.CALADO	20.682	25	J.VERGNE	30.609	24	25	J.VERGNE	1:15.560	1:17.144 (24)

Title Partner Global Partner Technical Partner Official Partners Local Partner

FIA FORMULA E CHAMPIONSHIP 2019-20

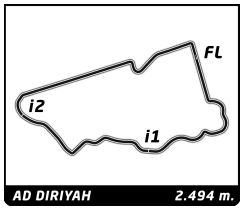

ABB FIA Formula E Championship

Round 2 - Diriyah ePrix

Free Practice 3

Fastest Lap Sequence

Official Timekeeper TAGHeuer

Practice Time	Driver	Team	Car	Time	Kph	Lap
3:06.730	13 Antonio Félix DA COSTA	DS TECHEETAH	DS E-TENSE FE20	**1:35.922**	93.6	2
3:53.938	3 Oliver TURVEY	NIO 333 FE Team	NIO FE-005	**1:35.100**	94.4	2
3:56.699	7 Nico MÜLLER	GEOX DRAGON	Penske EV-4	**1:33.334**	96.2	2
4:00.053	51 James CALADO	Panasonic Jaguar Racing	Jaguar I-Type IV	**1:25.838**	104.6	2
4:24.424	18 Neel JANI	TAG Heuer Porsche Formula E Team	Porsche 99X Electric	**1:23.937**	107.0	2
4:26.472	36 André LOTTERER	TAG Heuer Porsche Formula E Team	Porsche 99X Electric	**1:23.078**	108.1	2
4:36.573	2 Sam BIRD	Envision Virgin Racing	Audi e-tron FE06	**1:17.773**	115.4	3
4:44.849	22 Oliver ROWLAND	Nissan e.dams	Nissan IM02	**1:16.026**	118.1	3
5:44.947	17 Nyck DE VRIES	Mercedes-Benz EQ Formula E Team	Mercedes-Benz EQ Silver Arrow 01	**1:15.782**	118.5	3
5:57.345	4 Robin FRIJNS	Envision Virgin Racing	Audi e-tron FE06	**1:15.427**	119.0	4
7:08.797	13 Antonio Félix DA COSTA	DS TECHEETAH	DS E-TENSE FE20	**1:14.821**	120.0	5
7:20.091	22 Oliver ROWLAND	Nissan e.dams	Nissan IM02	**1:14.262**	120.9	5
11:40.902	19 Felipe MASSA	ROKiT Venturi Racing	Mercedes-Benz EQ silver Arrow 01	**1:14.025**	121.3	7
13:12.049	20 Mitch EVANS	Panasonic Jaguar Racing	Jaguar I-Type IV	**1:13.859**	121.6	9
13:58.638	48 Edoardo MORTARA	ROKiT Venturi Racing	Mercedes-Benz EQ Silver Arrow 01	**1:13.662**	121.9	9
16:25.152	27 Alexander SIMS	BMW i ANDRETTI MOTORSPORT	BMW iFE.20	**1:13.590**	122.0	12
16:33.911	48 Edoardo MORTARA	ROKiT Venturi Racing	Mercedes-Benz EQ Silver Arrow 01	**1:13.413**	122.3	11
18:54.397	27 Alexander SIMS	BMW i ANDRETTI MOTORSPORT	BMW iFE.20	**1:13.261**	122.6	14
20:57.940	13 Antonio Félix DA COSTA	DS TECHEETAH	DS E-TENSE FE20	**1:13.104**	122.8	11
25:03.503	22 Oliver ROWLAND	Nissan e.dams	Nissan IM02	**1:12.752**	123.4	15
27:25.372	48 Edoardo MORTARA	ROKiT Venturi Racing	Mercedes-Benz EQ Silver Arrow 01	**1:12.387**	124.0	16
29:33.092	5 Stoffel VANDOORNE	Mercedes-Benz EQ Formula E Team	Mercedes-Benz EQ Silver Arrow 01	**1:12.319**	124.1	17
31:55.289	2 Sam BIRD	Envision Virgin Racing	Audi e-tron FE06	**1:12.031**	124.6	19
35:24.254	22 Oliver ROWLAND	Nissan e.dams	Nissan IM02	**1:11.493**	125.6	21
43:22.604	13 Antonio Félix DA COSTA	DS TECHEETAH	DS E-TENSE FE20	**1:11.084**	126.3	23

Title Partner Global Partner Technical Partner Official Partners Local Partner

FIA FORMULA E CHAMPIONSHIP 2019-20

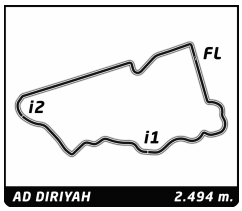

ABB FIA Formula E Championship

Round 2 - Diriyah ePrix

Free Practice 3

Analysis

Official Timekeeper TAGHeuer

250KW | 235KW | ~~Invalidated Lap~~ | Personal Best | Session Best | **B** Crossing the finish line in pit lane

2 Sam BIRD — GBR

Envision Virgin Racing — Audi e-tron FE06

Lap	Time	Sector 1	Sector 2	Sector 3	Kph	Elapsed
1	1:36.125	36.042	25.461	34.622	22.1	1:36.125
2	1:42.675	27.301	38.873	36.501	87.4	3:18.800
3	1:17.773	24.902	21.308	31.563	115.4	4:36.573
4	1:19.780	24.553	20.882	34.345	112.5	5:56.353
5	1:18.120	24.995	21.955	31.170	114.9	7:14.473
6	1:35.624 B	27.025	23.183	45.416	93.9	8:50.097
7	2:04.865	1:10.978	22.944	30.943	71.9	10:54.962
8	1:16.341	25.105	21.227	30.009	117.6	12:11.303
9	1:15.212	24.377	21.060	29.775	119.4	13:26.515
10	1:18.910	26.736	22.341	29.833	113.8	14:45.425
11	1:15.759	24.788	21.208	29.763	118.5	16:01.184
12	1:14.788	24.341	20.829	29.618	120.1	17:15.972
13	1:14.859	24.283	20.874	29.702	119.9	18:30.831
14	1:36.892 B	27.213	24.312	45.367	92.7	20:07.723
15	6:11.832	5:15.125	24.923	31.784	24.1	26:19.555
16	1:12.805	23.778	20.257	28.770	123.3	27:32.360
17	1:38.791	28.335	28.682	41.774	90.9	29:11.151
18	1:32.107	31.916	26.911	33.280	97.5	30:43.258
19	1:12.031	23.764	20.031	28.236	124.6	31:55.289
20	1:30.072 B	26.462	22.017	41.593	99.7	33:25.361
21	9:23.476	8:25.551	26.943	30.982	15.9	42:48.837
22	1:22.261	26.280	21.522	34.459	109.1	44:11.098
23	1:11.106	23.297	19.929	27.880	126.3	45:22.204

3 Oliver TURVEY — GBR

NIO 333 FE Team — NIO FE-005

Lap	Time	Sector 1	Sector 2	Sector 3	Kph	Elapsed
1	2:18.838	1:12.731	27.575	38.532	15.3	2:18.838
2	1:35.100	38.942	23.948	32.210	94.4	3:53.938
3	3:24.699 B	26.581	21.982	2:36.136	43.9	7:18.637
4	7:40.543	6:46.264	22.916	31.363	19.5	14:59.180
5	1:16.660	25.051	21.048	30.561	117.1	16:15.840
6	1:16.463	24.743	21.533	30.187	117.4	17:32.303
7	1:15.704	24.465	21.064	30.175	118.6	18:48.007
8	1:15.716	24.560	21.166	29.990	118.6	20:03.723
9	1:15.813	24.556	21.088	30.169	118.4	21:19.536
10	1:16.122	24.705	21.132	30.285	117.9	22:35.658
11	1:27.070	27.900	24.744	34.426	103.1	24:02.728
12	1:15.536	24.662	21.046	29.828	118.9	25:18.264
13	1:16.351	24.388	20.886	31.077	117.6	26:34.615
14	1:14.915	24.398	20.811	29.706	119.8	27:49.530
15	1:26.823	29.846	23.519	33.458	103.4	29:16.353
16	1:14.769	24.348	20.857	29.564	120.1	30:31.122
17	1:34.435 B	26.573	24.550	43.312	95.1	32:05.557
18	5:00.162	3:59.595	24.257	36.310	29.9	37:05.719
19	1:25.750	28.991	22.455	34.304	104.7	38:31.469
20	1:13.105	23.999	20.377	28.729	122.8	39:44.574
21	1:24.228	28.151	23.069	33.008	106.6	41:08.802
22	1:12.755	23.831	20.309	28.615	123.4	42:21.557
23	1:39.447 B	29.721	23.608	46.118	90.3	44:01.004
24	2:11.215	1:13.022	24.890	33.303	68.4	46:12.219

4 Robin FRIJNS — NLD

Envision Virgin Racing — Audi e-tron FE06

Lap	Time	Sector 1	Sector 2	Sector 3	Kph	Elapsed
1	1:40.604	38.658	25.233	36.713	21.1	1:40.604
2	1:41.181	26.068	38.411	36.702	88.7	3:21.785
3	1:20.133	24.745	20.937	34.451	112.0	4:41.918
4	1:15.427	24.659	20.899	29.869	119.0	5:57.345
5	1:19.162	25.092	21.822	32.248	113.4	7:16.507
6	1:34.589 B	25.675	23.478	45.436	94.9	8:51.096
7	2:51.398	1:46.161	27.186	38.051	52.4	11:42.494
8	1:17.623	25.736	21.720	30.167	115.7	13:00.117
9	1:15.878	24.897	21.120	29.861	118.3	14:15.995
10	1:15.997	24.938	21.109	29.950	118.1	15:31.992
11	1:16.576	24.837	21.618	30.121	117.2	16:48.568
12	1:16.168	24.849	21.289	30.030	117.9	18:04.736
13	1:16.172	24.813	21.324	30.035	117.9	19:20.908
14	1:26.773 B	24.698	21.150	40.925	103.5	20:47.681
15	5:59.856	5:01.565	24.114	34.177	24.9	26:47.537
16	1:13.579	24.080	20.532	28.967	122.0	28:01.116
17	1:30.778	27.905	26.758	36.115	98.9	29:31.894
18	1:28.085	26.448	24.840	36.797	101.9	30:59.979
19	1:12.226	23.714	20.281	28.231	124.3	32:12.205
20	1:38.008 B	26.632	22.822	48.554	91.6	33:50.213
21	8:56.507	7:53.833	26.174	36.500	16.7	42:46.720
22	1:20.792	25.881	21.938	32.973	111.1	44:07.512
23	1:11.608	23.537	19.985	28.086	125.4	45:19.120

5 Stoffel VANDOORNE — BEL

Mercedes-Benz EQ Formula E Team — Mercedes-Benz EQ Silver Arrow 01

Lap	Time	Sector 1	Sector 2	Sector 3	Kph	Elapsed
1	3:06.083	1:44.805	27.884	53.394	11.4	3:06.083
2	1:27.393	26.791	25.030	35.572	102.7	4:33.476
3	1:16.275	24.959	21.218	30.098	117.7	5:49.751
4	1:33.688	30.201	27.086	36.401	95.8	7:23.439
5	1:24.077	24.316	21.021	38.740	106.8	8:47.516
6	1:14.481	24.300	20.704	29.477	120.5	10:01.997
7	1:31.721	31.532	28.135	32.054	97.9	11:33.718
8	1:16.118	24.596	21.117	30.405	118.0	12:49.836
9	1:15.668	24.570	21.286	29.812	118.7	14:05.504
10	1:16.092	24.608	21.238	30.246	118.0	15:21.596
11	1:15.359	24.673	20.866	29.820	119.1	16:36.955
12	1:14.950	24.298	20.835	29.817	119.8	17:51.905
13	1:15.010	24.365	20.945	29.700	119.7	19:06.915
14	1:14.581	24.200	20.757	29.624	120.4	20:21.496
15	1:28.641 B	25.448	21.442	41.751	101.3	21:50.137
16	6:30.636	5:32.858	24.556	33.222	23.0	28:20.773
17	1:12.319	23.775	20.281	28.263	124.1	29:33.092
18	1:36.703	31.344	26.490	38.869	92.8	31:09.795
19	1:13.095	23.933	20.309	28.853	122.8	32:22.890
20	1:36.609 B	27.830	23.163	45.616	92.9	33:59.499
21	5:24.523	4:26.335	24.552	33.636	27.7	39:24.022
22	1:20.445	27.167	22.716	30.562	111.6	40:44.467
23	1:14.597	23.610	20.100	30.887	120.4	41:59.064
24	1:32.460 B	27.758	23.140	41.562	97.1	43:31.524
25	2:02.546	1:01.347	28.821	32.378	73.3	45:34.070

6 Brendon HARTLEY — NZL

GEOX DRAGON — Penske EV-4

Lap	Time	Sector 1	Sector 2	Sector 3	Kph	Elapsed
1	2:00.337	58.783	27.059	34.495	17.7	2:00.337
2	1:38.759	42.355	23.624	32.780	90.9	3:39.096
3	1:17.719	25.773	21.542	30.404	115.5	4:56.815
4	1:21.398	25.063	21.136	35.199	110.3	6:18.213

Title Partner | Global Partner | Technical Partner | Official Partners | Local Partner
ABB Julius Bär MICHELIN TAG Heuer DHL BMW SAUDIA Allianz BOSCH enel x BOSS modis ANTOFAGASTA MINERALS

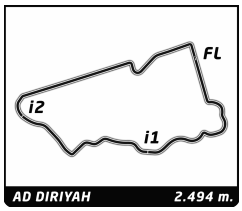

ABB FIA Formula E Championship

Round 2 - Diriyah ePrix

Free Practice 3

Analysis

Official Timekeeper TAGHeuer

250KW | 235KW | ~~Invalidated Lap~~ | Personal Best | Session Best | **B** Crossing the finish line in pit lane

Lap	Time	Sector 1	Sector 2	Sector 3	Kph	Elapsed
5	1:15.965	24.763	20.975	30.227	118.2	7:34.178
6	1:31.705	26.139	26.341	39.225	97.9	9:05.883
7	1:16.006	25.019	20.865	30.122	118.1	10:21.889
8	1:15.027	24.486	20.829	29.712	119.7	11:36.916
9	1:19.812	26.285	21.742	31.785	112.5	12:56.728
10	1:16.791	24.749	21.252	30.790	116.9	14:13.519
11	1:27.794	26.891	25.913	34.990	102.3	15:41.313
12	1:14.575	24.305	20.654	29.616	120.4	16:55.888
13	1:24.016	26.359	24.177	33.480	106.9	18:19.904
14	1:26.725	27.290	26.685	32.750	103.5	19:46.629
15	1:13.917	24.052	20.560	29.305	121.5	21:00.546
16	1:29.448	27.721	25.654	36.073	100.4	22:29.994
17	1:35.480 B	27.040	25.752	42.688	94.0	24:05.474
18	6:06.832	5:15.654	21.535	29.643	24.5	30:12.306
19	1:13.972	23.957	20.477	29.538	121.4	31:26.278
20	1:33.393 B	24.011	27.901	41.481	96.1	32:59.671
21	4:39.670	3:40.137	24.172	35.361	32.1	37:39.341
22	1:12.792	24.002	20.168	28.622	123.3	38:52.133
23	1:37.390	30.325	28.862	38.203	92.2	40:29.523
24	1:22.513	26.340	25.290	30.883	108.8	41:52.036
25	1:12.717	23.423	20.181	29.113	123.5	43:04.753
26	1:17.530	26.265	21.332	29.933	115.8	44:22.283
27	1:14.856	24.094	20.593	30.169	119.9	45:37.139

7 Nico MÜLLER — CHE

GEOX DRAGON — Penske EV-4

Lap	Time	Sector 1	Sector 2	Sector 3	Kph	Elapsed
1	2:23.365	1:13.319	27.460	42.586	14.8	2:23.365
2	1:33.334	38.428	23.475	31.431	96.2	3:56.699
3	1:19.581	25.943	22.893	30.745	112.8	5:16.280
4	1:19.785	25.165	21.281	33.339	112.5	6:36.065
5	1:15.642	24.829	20.985	29.828	118.7	7:51.707
6	1:21.453	24.764	21.233	35.456	110.2	9:13.160
7	1:24.350	28.013	25.486	30.851	106.4	10:37.510
8	1:15.491	24.688	21.248	29.555	118.9	11:53.001
9	1:17.018	24.475	20.892	31.651	116.6	13:10.019
10	1:17.965	25.559	21.642	30.764	115.2	14:27.984
11	1:17.141	25.437	21.361	30.343	116.4	15:45.125
12	1:28.786	25.238	28.940	34.608	101.1	17:13.911
13	1:15.256	24.778	20.966	29.512	119.3	18:29.167
14	1:29.212 B	24.436	21.622	43.154	100.6	19:58.379
15	8:14.103	7:17.487	22.790	33.826	18.2	28:12.482
16	1:14.081	24.203	20.563	29.315	121.2	29:26.563
17	1:24.023	24.259	23.721	36.043	106.9	30:50.586
18	1:28.368	30.159	24.941	33.268	101.6	32:18.954
19	1:12.954	23.910	20.371	28.673	123.1	33:31.908
20	1:29.774 B	27.291	22.199	40.284	100.0	35:01.682
21	5:03.215	4:06.896	24.179	32.140	29.6	40:04.897
22	1:19.005	24.645	22.580	31.780	113.6	41:23.902
23	1:12.370	23.777	20.155	28.438	124.1	42:36.272
24	1:25.563	26.541	24.974	34.048	104.9	44:01.835
25	1:13.535	23.939	20.476	29.120	122.1	45:15.370

11 Lucas DI GRASSI — BRA

Audi Sport Abt Schaeffler Formula E Te — Audi e-tron FE06

Lap	Time	Sector 1	Sector 2	Sector 3	Kph	Elapsed
1	1:42.285 B	34.363	25.192	42.730	20.8	1:42.285
2	3:35.365	2:39.608	24.777	30.980	41.7	5:17.650
3	1:19.828	25.737	21.290	32.801	112.5	6:37.478
4	1:16.190	25.074	21.228	29.888	117.8	7:53.668
5	1:23.572	24.988	21.094	37.490	107.4	9:17.240
6	1:14.863	24.796	20.722	29.345	119.9	10:32.103
7	1:14.320	24.351	20.571	29.398	120.8	11:46.423
8	1:27.465 B	24.703	22.504	40.258	102.7	13:13.888
9	6:39.758	5:33.643	26.718	39.397	22.5	19:53.646
10	1:13.992	24.124	20.556	29.312	121.3	21:07.638
11	1:13.602	23.944	20.599	29.059	122.0	22:21.240
12	1:19.542	24.555	20.598	34.389	112.9	23:40.782
13	1:13.700	24.163	20.499	29.038	121.8	24:54.482
14	1:34.390	27.526	26.262	40.602	95.1	26:28.872
15	1:16.959	23.828	20.332	32.799	116.7	27:45.831
16	1:35.983	25.472	28.403	42.108	93.5	29:21.814
17	1:32.343	27.973	28.381	35.989	97.2	30:54.157
18	1:12.701	23.939	20.246	28.516	123.5	32:06.858
19	1:29.577 B	26.966	21.310	41.301	100.2	33:36.435
20	6:59.746	6:06.411	22.536	30.799	21.4	40:36.181
21	1:18.618	25.337	21.257	32.024	114.2	41:54.799
22	1:11.696	23.411	19.911	28.374	125.2	43:06.495
23	1:29.503 B	26.043	23.936	39.524	100.3	44:35.998

13 Antonio Félix DA COSTA — PRT

DS TECHEETAH — DS E-TENSE FE20

Lap	Time	Sector 1	Sector 2	Sector 3	Kph	Elapsed
1	1:30.808	33.497	25.305	32.006	23.4	1:30.808
2	1:35.922	27.199	35.217	33.506	93.6	3:06.730
3	1:28.957	26.325	25.429	37.203	100.9	4:35.687
4	1:18.289	24.790	21.013	32.486	114.7	5:53.976
5	1:14.821	24.479	20.799	29.543	120.0	7:08.797
6	1:51.417	31.000	34.850	45.567	80.6	9:00.214
7	1:16.030	26.116	20.708	29.206	118.1	10:16.244
8	1:30.155 B	25.535	22.341	42.279	99.6	11:46.399
9	6:37.381	5:41.187	24.480	31.714	22.6	18:23.780
10	1:21.056	24.200	25.092	31.764	110.8	19:44.836
11	1:13.104	23.918	20.368	28.818	122.8	20:57.940
12	1:27.981 B	25.977	22.262	39.742	102.0	22:25.921
13	2:15.694	1:18.905	24.535	32.254	66.2	24:41.615
14	1:21.394	28.449	22.754	30.191	110.3	26:03.009
15	1:13.863	24.023	20.801	29.039	121.6	27:16.872
16	1:23.327 B	23.960	20.367	39.000	107.7	28:40.199
17	5:56.654	4:59.556	24.482	32.616	25.2	34:36.853
18	1:28.608	27.350	23.373	37.885	101.3	36:05.461
19	1:12.238	23.871	19.995	28.372	124.3	37:17.699
20	1:27.752 B	25.085	21.324	41.343	102.3	38:45.451
21	2:06.271	1:09.233	25.143	31.895	71.1	40:51.722
22	1:19.798	27.281	22.852	29.665	112.5	42:11.520
23	1:11.084	23.231	19.781	28.072	126.3	43:22.604
24	1:24.018	28.958	24.047	31.013	106.9	44:46.622
25	1:13.379	23.855	20.463	29.061	122.4	46:00.001

17 Nyck DE VRIES — NLD

Mercedes-Benz EQ Formula E Team — Mercedes-Benz EQ Silver Arrow 01

Lap	Time	Sector 1	Sector 2	Sector 3	Kph	Elapsed
1	3:04.204	1:46.657	29.391	48.156	11.6	3:04.204
2	1:24.961	27.392	24.286	33.283	105.7	4:29.165
3	1:15.782	24.648	20.878	30.256	118.5	5:44.947
4	1:27.069	28.753	24.415	33.901	103.1	7:12.016
5	1:14.555	24.453	20.514	29.588	120.4	8:26.571
6	1:22.896	26.824	23.823	32.249	108.3	9:49.467

Title Partner Global Partner Technical Partner Official Partners Local Partner

FIA FORMULA E CHAMPIONSHIP 2019-20

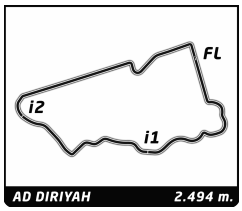

ABB FIA Formula E Championship

Round 2 - Diriyah ePrix

Free Practice 3

Analysis

Official Timekeeper TAGHeuer

250KW | 235KW | ~~Invalidated Lap~~ | Personal Best | Session Best | **B** Crossing the finish line in pit lane

Lap	Time	Sector 1	Sector 2	Sector 3	Kph	Elapsed
7	1:14.524	24.243	20.678	29.603	120.5	11:03.991
8	1:31.882	27.675	24.880	39.327	97.7	12:35.873
9	1:18.806	26.984	21.620	30.202	113.9	13:54.679
10	1:17.907	25.208	22.560	30.139	115.2	15:12.586
11	1:15.851	24.618	21.107	30.126	118.4	16:28.437
12	1:15.532	24.466	21.044	30.022	118.9	17:43.969
13	1:19.802	25.115	22.048	32.639	112.5	19:03.771
14	1:14.977	24.292	20.875	29.810	119.7	20:18.748
15	1:16.063	24.077	22.089	29.897	118.0	21:34.811
16	1:28.383 **B**	24.116	20.815	43.452	101.6	23:03.194
17	6:44.766	5:46.985	23.776	34.005	22.2	29:47.960
18	1:12.740	23.707	20.230	28.803	123.4	31:00.700
19	1:21.776	27.149	22.702	31.925	109.8	32:22.476
20	1:13.302	23.900	20.439	28.963	122.5	33:35.778
21	1:31.678 **B**	26.827	22.403	42.448	97.9	35:07.456
22	5:49.768	4:55.138	23.024	31.606	25.7	40:57.224
23	1:17.273	24.850	21.282	31.141	116.2	42:14.497
24	1:12.824	24.154	20.258	28.412	123.3	43:27.321
25	1:37.935	27.249	23.189	47.497	91.7	45:05.256

18 Neel JANI — CHE

TAG Heuer Porsche Formula E Team — Porsche 99X Electric

Lap	Time	Sector 1	Sector 2	Sector 3	Kph	Elapsed
1	3:00.487	1:39.253	25.736	55.498	11.8	3:00.487
2	1:23.937	27.569	24.026	32.342	107.0	4:24.424
3	1:20.159	25.705	21.795	32.659	112.0	5:44.583
4	1:17.866	25.393	21.846	30.627	115.3	7:02.449
5	1:16.155	24.908	21.327	29.920	117.9	8:18.604
6	1:16.007	24.655	21.045	30.307	118.1	9:34.611
7	1:45.834	32.313	29.840	43.681	84.8	11:20.445
8	1:15.882	24.767	21.097	30.018	118.3	12:36.327
9	1:49.357	29.270	32.297	47.790	82.1	14:25.684
10	1:16.330	24.696	20.744	30.890	117.6	15:42.014
11	1:45.688 **B**	26.429	22.512	56.747	85.0	17:27.702
12	6:04.238	5:09.630	23.494	31.114	24.6	23:31.940
13	1:15.242	24.356	21.215	29.671	119.3	24:47.182
14	1:16.819	24.957	21.519	30.343	116.9	26:04.001
15	1:16.708	24.741	21.314	30.653	117.0	27:20.709
16	1:37.087	29.681	29.317	38.089	92.5	28:57.796
17	1:21.261	24.660	22.365	34.236	110.5	30:19.057
18	1:14.830	24.435	20.903	29.492	120.0	31:33.887
19	1:35.836	24.465	22.835	48.536	93.7	33:09.723
20	2:38.462 **B**	25.176	21.317	1:51.969	56.7	35:48.185
21	1:43.242	44.134	25.595	33.513	87.0	37:31.427
22	1:25.042	25.567	23.313	36.162	105.6	38:56.469
23	1:15.904	24.378	21.409	30.117	118.3	40:12.373
24	1:24.566	31.184	23.265	30.117	106.2	41:36.939
25	1:13.087	23.947	20.320	28.820	122.8	42:50.026
26	1:30.621	29.909	29.510	31.202	99.1	44:20.647
27	1:14.853	24.384	20.978	29.491	119.9	45:35.500

19 Felipe MASSA — BRA

ROKiT Venturi Racing — Mercedes-Benz EQ silver Arrow 01

Lap	Time	Sector 1	Sector 2	Sector 3	Kph	Elapsed
1	1:58.500	56.145	28.359	33.996	18.0	1:58.500
2	1:50.694 **B**	40.725	25.266	44.703	81.1	3:49.194
3	2:42.909	1:47.525	24.075	31.309	55.1	6:32.103
4	1:17.220	25.600	21.564	30.056	116.3	7:49.323
5	1:22.882	24.606	21.207	37.069	108.3	9:12.205
6	1:14.672	24.585	20.648	29.439	120.2	10:26.877
7	1:14.025	24.034	20.479	29.512	121.3	11:40.902
8	1:36.695	27.009	28.811	40.875	92.9	13:17.597
9	1:13.900	24.051	20.343	29.506	121.5	14:31.497
10	1:13.819	23.822	20.471	29.526	121.6	15:45.316
11	1:25.203	28.977	23.181	33.045	105.4	17:10.519
12	1:27.177 **B**	24.947	21.823	40.407	103.0	18:37.696
13	15:18.710	...	23.904	31.894	9.8	33:56.406
14	1:18.124	25.417	22.439	30.268	114.9	35:14.530
15	1:13.608	24.024	20.325	29.259	122.0	36:28.138
16	1:13.459	23.927	20.215	29.317	122.2	37:41.597
17	1:23.907	25.865	25.165	32.877	107.0	39:05.504
18	1:12.643	23.761	20.175	28.707	123.6	40:18.147
19	1:24.609	27.007	23.853	33.749	106.1	41:42.756
20	1:21.555	27.519	22.741	31.295	110.1	43:04.311
21	1:12.223	23.405	20.143	28.675	124.3	44:16.534
22	1:17.840	26.580	21.783	29.477	115.3	45:34.374

20 Mitch EVANS — NZL

Panasonic Jaguar Racing — Jaguar I-Type IV

Lap	Time	Sector 1	Sector 2	Sector 3	Kph	Elapsed
1	1:55.022	52.138	25.890	36.994	18.5	1:55.022
2	1:47.562	41.665	25.938	39.959	83.5	3:42.584
3	1:18.867	26.355	21.970	30.542	113.8	5:01.451
4	1:18.979	25.227	21.406	32.346	113.7	6:20.430
5	1:16.298	25.052	21.172	30.074	117.7	7:36.728
6	1:26.802	24.762	21.109	40.931	103.4	9:03.530
7	1:40.332	44.712	24.390	31.230	89.5	10:43.862
8	1:14.328	24.294	20.725	29.309	120.8	11:58.190
9	1:13.859	24.048	20.469	29.342	121.6	13:12.049
10	1:35.484 **B**	26.639	25.452	43.393	94.0	14:47.533
11	5:02.157	4:04.745	25.225	32.187	29.7	19:49.690
12	1:20.735	26.018	24.278	30.439	111.2	21:10.425
13	1:13.665	24.121	20.503	29.041	121.9	22:24.090
14	1:13.134	23.813	20.379	28.942	122.8	23:37.224
15	1:23.127	29.415	22.489	31.223	108.0	25:00.351
16	1:13.924	24.055	20.725	29.144	121.5	26:14.275
17	1:26.423	27.418	28.411	30.594	103.9	27:40.698
18	1:31.460 **B**	28.775	22.500	40.185	98.2	29:12.158
19	7:55.173	6:57.996	25.751	31.426	18.9	37:07.331
20	1:17.491	25.541	21.600	30.350	115.9	38:24.822
21	1:11.925	23.561	20.036	28.328	124.8	39:36.747
22	1:27.938	29.898	24.864	33.176	102.1	41:04.685
23	1:12.528	23.439	19.934	29.155	123.8	42:17.213
24	1:26.009	31.082	23.845	31.082	104.4	43:43.222
25	1:13.224	23.921	20.267	29.036	122.6	44:56.446
26	1:16.798	25.776	21.159	29.863	116.9	46:13.244

22 Oliver ROWLAND — GBR

Nissan e.dams — Nissan IM02

Lap	Time	Sector 1	Sector 2	Sector 3	Kph	Elapsed
1	1:43.743	43.352	25.995	34.396	20.5	1:43.743
2	1:45.080	37.960	32.774	34.346	85.4	3:28.823
3	1:16.026	25.025	21.326	29.675	118.1	4:44.849
4	1:20.980	25.084	21.741	34.155	110.9	6:05.829
5	1:14.262	24.173	20.637	29.452	120.9	7:20.091
6	1:37.530	26.934	26.343	44.253	92.1	8:57.621
7	1:15.937	24.923	21.048	29.966	118.2	10:13.558
8	1:16.230	24.637	21.257	30.336	117.8	11:29.788

Title Partner Global Partner Technical Partner Official Partners Local Partner

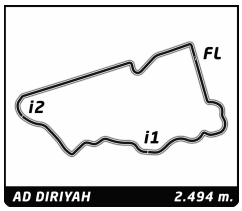

ABB FIA Formula E Championship

Round 2 - Diriyah ePrix

Free Practice 3

Analysis

Official Timekeeper TAGHeuer

250KW 235KW ~~Invalidated Lap~~ Personal Best Session Best **B** Crossing the finish line in pit lane

Lap	Time		Sector 1	Sector 2	Sector 3	Kph	Elapsed
9	1:18.240		24.787	21.074	32.379	114.8	12:48.028
10	1:15.296		24.592	20.910	29.794	119.2	14:03.324
11	1:14.710		24.307	20.842	29.561	120.2	15:18.034
12	1:27.771 B		24.638	21.184	41.949	102.3	16:45.805
13	5:48.430		4:54.610	22.560	31.260	25.8	22:34.235
14	1:16.516		24.096	22.441	29.979	117.3	23:50.751
15	1:12.752		23.632	20.137	28.983	123.4	25:03.503
16	1:20.618		26.900	21.936	31.782	111.4	26:24.121
17	1:12.402	250KW	23.632	20.092	28.678	124.0	27:36.523
18	1:28.822 B		26.033	22.027	40.762	101.1	29:05.345
19	3:51.685		2:59.825	21.800	30.060	38.8	32:57.030
20	1:15.731	250KW	24.245	20.852	30.634	118.6	34:12.761
21	1:11.493	250KW	23.324	19.938	28.231	125.6	35:24.254
22	1:28.358 B	250KW	26.289	21.490	40.579	101.6	36:52.612
23	2:05.733	235KW	1:09.604	23.514	32.615	71.4	38:58.345
24	1:15.340	235KW	24.405	22.274	28.661	119.2	40:13.685
25	1:16.491	235KW	25.334	21.026	30.131	117.4	41:30.176
26	1:14.056		24.148	20.607	29.301	121.2	42:44.232
27	1:14.478		24.228	20.751	29.499	120.6	43:58.710
28	1:14.494		24.110	20.776	29.608	120.5	45:13.204

23 Sébastien BUEMI — CHE

Nissan e.dams — Nissan IM02

Lap	Time		Sector 1	Sector 2	Sector 3	Kph	Elapsed
1	1:41.484		41.232	24.912	35.340	21.0	1:41.484
2	1:43.130		26.164	38.055	38.911	87.1	3:24.614
3	1:19.024		24.745	21.677	32.602	113.6	4:43.638
4	1:29.001		29.117	24.703	35.181	100.9	6:12.639
5	1:14.562		24.305	20.784	29.473	120.4	7:27.201
6	1:41.528		29.615	30.462	41.451	88.4	9:08.729
7	1:16.060		24.813	21.200	30.047	118.0	10:24.789
8	1:15.715		24.685	21.048	29.982	118.6	11:40.504
9	1:16.556		24.828	21.286	30.442	117.3	12:57.060
10	1:16.630		24.924	21.241	30.465	117.2	14:13.690
11	1:15.206		24.466	20.871	29.869	119.4	15:28.896
12	1:25.981 B		24.461	20.915	40.605	104.4	16:54.877
13	5:05.979		4:11.899	23.120	30.960	29.3	22:00.856
14	1:13.740		23.982	20.379	29.379	121.8	23:14.596
15	1:25.128		29.096	24.575	31.457	105.5	24:39.724
16	1:12.769	250KW	23.666	20.236	28.867	123.4	25:52.493
17	1:28.702 B		26.846	21.956	39.900	101.2	27:21.195
18	6:06.261		5:06.547	23.286	36.428	24.5	33:27.456
19	1:20.673	235KW	25.969	21.375	33.329	111.3	34:48.129
20	1:12.305	235KW	23.507	20.254	28.544	124.2	36:00.434
21	1:35.186	250KW	33.575	28.909	32.702	94.3	37:35.620
22	1:12.171	250KW	23.402	19.997	28.772	124.4	38:47.791
23	1:22.399	250KW	28.680	23.150	30.569	109.0	40:10.190
24	1:26.500 B		24.769	22.144	39.587	103.8	41:36.690
25	1:58.344		1:04.489	22.678	31.177	75.9	43:35.034
26	1:12.965		23.716	20.180	29.069	123.1	44:47.999
27	1:13.333		24.036	20.415	28.882	122.4	46:01.332

25 Jean-Éric VERGNE — FRA

DS TECHEETAH — DS E-TENSE FE20

Lap	Time		Sector 1	Sector 2	Sector 3	Kph	Elapsed
1	1:33.664		33.043	25.076	35.545	22.7	1:33.664
2	1:38.896		26.982	38.108	33.806	90.8	3:12.560
3	1:25.755		25.920	21.924	37.911	104.7	4:38.315
4	1:17.144		25.196	21.339	30.609	116.4	5:55.459
5	1:18.517		25.032	21.478	32.007	114.3	7:13.976
6	3:39.527 B		24.286	20.665	2:54.576	40.9	10:53.503

27 Alexander SIMS — GBR

BMW i ANDRETTI MOTORSPORT — BMW iFE.20

Lap	Time		Sector 1	Sector 2	Sector 3	Kph	Elapsed
1	1:47.400		46.124	26.357	34.919	19.8	1:47.400
2	1:46.316		36.032	35.130	35.154	84.5	3:33.716
3	1:16.709		24.849	20.980	30.880	117.0	4:50.425
4	1:16.979		24.429	20.734	31.816	116.6	6:07.404
5	1:16.907		25.619	20.892	30.396	116.7	7:24.311
6	1:17.196		24.290	20.983	31.923	116.3	8:41.507
7	1:14.456		24.226	20.503	29.727	120.6	9:55.963
8	1:28.812		27.392	25.844	35.576	101.1	11:24.775
9	1:17.539		24.690	22.143	30.706	115.8	12:42.314
10	1:14.267		24.116	20.657	29.494	120.9	13:56.581
11	1:14.981		24.010	21.004	29.967	119.7	15:11.562
12	1:13.590		23.896	20.389	29.305	122.0	16:25.152
13	1:15.984		24.266	20.861	30.857	118.2	17:41.136
14	1:13.261		23.818	20.303	29.140	122.6	18:54.397
15	1:26.704 B		24.302	21.115	41.287	103.6	20:21.101
16	7:41.444		6:42.543	25.425	33.476	19.5	28:02.545
17	1:16.786		25.017	20.911	30.858	116.9	29:19.331
18	1:15.562		23.842	20.398	31.322	118.8	30:34.893
19	1:13.073		23.834	20.331	28.908	122.9	31:47.966
20	1:26.406	235KW	26.374	24.198	35.834	103.9	33:14.372
21	1:12.346	235KW	23.804	20.036	28.506	124.1	34:26.718
22	1:29.862 B	235KW	25.684	22.218	41.960	99.9	35:56.580
23	5:58.675		5:06.739	22.060	29.876	25.0	41:55.255
24	1:24.473	250KW	24.276	21.553	38.644	106.3	43:19.728
25	1:11.177	250KW	23.258	19.801	28.118	126.1	44:30.905
26	1:36.661	250KW	26.458	26.067	44.136	92.9	46:07.566

28 Maximilian GÜNTHER — DEU

BMW i ANDRETTI MOTORSPORT — BMW iFE.20

Lap	Time		Sector 1	Sector 2	Sector 3	Kph	Elapsed
1	1:45.186		45.266	25.501	34.419	20.2	1:45.186
2	1:45.905		37.406	35.075	33.424	84.8	3:31.091
3	1:17.051		25.588	21.630	29.833	116.5	4:48.142
4	1:18.823		25.076	21.400	32.347	113.9	6:06.965
5	1:17.815		25.071	21.417	31.327	115.4	7:24.780
6	1:28.682		24.857	21.714	42.111	101.2	8:53.462
7	1:15.880		24.771	21.136	29.973	118.3	10:09.342
8	1:20.086		26.812	22.678	30.596	112.1	11:29.428
9	1:19.917		24.582	21.196	34.139	112.3	12:49.345
10	1:14.562		24.283	20.886	29.393	120.4	14:03.907
11	1:20.108		25.248	21.559	33.301	112.1	15:24.015
12	1:17.628		24.729	20.921	31.978	115.7	16:41.643
13	1:14.213		24.179	20.675	29.359	121.0	17:55.856
14	1:14.056		23.925	20.491	29.640	121.2	19:09.912
15	1:24.965 B		24.520	21.220	39.225	105.7	20:34.877
16	3:32.658		2:38.760	22.782	31.116	42.2	24:07.535
17	1:15.777		24.708	21.459	29.610	118.5	25:23.312
18	1:14.763		24.598	20.731	29.434	120.1	26:38.075
19	1:13.919		24.177	20.620	29.122	121.5	27:51.994
20	1:14.098		24.141	20.633	29.324	121.2	29:06.092
21	1:25.871 B		24.139	20.752	40.980	104.6	30:31.963
22	3:30.050	235KW	2:36.545	21.219	32.286	42.7	34:02.013
23	1:13.849	250KW	23.861	20.556	29.432	121.6	35:15.862

Title Partner Global Partner Technical Partner Official Partners Local Partner

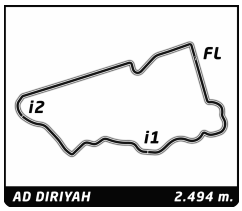

ABB FIA Formula E Championship

Round 2 - Diriyah ePrix

Free Practice 3

Analysis

Official Timekeeper TAGHeuer

250KW 235KW ~~Invalidated Lap~~ Personal Best Session Best **B** Crossing the finish line in pit lane

33 MA Qing Hua — CHN
NIO 333 FE Team — NIO FE-005

Lap	Time	Sector 1	Sector 2	Sector 3	Kph	Elapsed
24	1:19.003	27.574	21.753	29.676	113.6	36:34.865
25	1:13.324	23.867	20.339	29.118	122.4	37:48.189
26	1:23.747	25.944	25.305	32.498	107.2	39:11.936
27	1:11.885	23.464	20.020	28.401	124.9	40:23.821
28	1:23.114	25.053	21.889	36.172	108.0	41:46.935
29	1:18.505	25.419	22.454	30.632	114.4	43:05.440
30	1:19.420	26.063	21.477	31.880	113.0	44:24.860
31	1:13.501	23.851	20.363	29.287	122.2	45:38.361

36 André LOTTERER — DEU
TAG Heuer Porsche Formula E Team — Porsche 99X Electric

Lap	Time	Sector 1	Sector 2	Sector 3	Kph	Elapsed
1	3:03.394	1:42.831	28.340	52.223	11.6	3:03.394
2	1:23.078	27.798	23.967	31.313	108.1	4:26.472
3	1:17.078	25.620	21.410	30.048	116.5	5:43.550
4	1:15.590	24.676	20.774	30.140	118.8	6:59.140
5	1:14.722	24.544	20.710	29.468	120.2	8:13.862
6	1:29.411	24.462	21.179	43.770	100.4	9:43.273
7	1:35.846	24.668	25.368	45.810	93.7	11:19.119
8	1:14.488	24.315	20.631	29.542	120.5	12:33.607
9	1:14.335	24.062	20.654	29.619	120.8	13:47.942
10	1:51.574	31.249	35.384	44.941	80.5	15:39.516
11	6:38.625 B	24.006	20.235	5:54.384	22.5	22:18.141
12	1:38.145	39.870	26.831	31.444	91.5	23:56.286
13	1:14.540	24.315	20.638	29.587	120.5	25:10.826
14	1:29.564	26.127	22.494	40.943	100.2	26:40.390
15	1:28.977	24.214	22.754	42.009	100.9	28:09.367
16	1:13.403	23.952	20.375	29.076	122.3	29:22.770
17	1:31.953	26.298	26.965	38.690	97.6	30:54.723
18	1:13.989	24.148	20.477	29.364	121.3	32:08.712
19	1:13.384	23.887	20.385	29.112	122.3	33:22.096
20	2:30.962 B	26.822	21.662	1:42.478	59.5	35:53.058
21	1:35.178	39.836	23.439	31.903	94.3	37:28.236
22	1:19.217	26.361	21.360	31.496	113.3	38:47.453
23	1:12.343	23.624	20.029	28.690	124.1	39:59.796
24	1:29.649	29.672	26.328	33.649	100.2	41:29.445
25	1:12.239	23.596	20.066	28.577	124.3	42:41.684
26	1:32.610	29.939	26.476	36.195	96.9	44:14.294
27	1:13.391	23.982	20.438	28.971	122.3	45:27.685

48 Edoardo MORTARA — CHE
ROKiT Venturi Racing — Mercedes-Benz EQ Silver Arrow 01

Lap	Time	Sector 1	Sector 2	Sector 3	Kph	Elapsed
1	2:05.473 B	54.224	25.466	45.783	17.0	2:05.473
2	2:37.198	1:25.425	28.841	42.932	57.1	4:42.671
3	1:19.134	26.648	22.034	30.452	113.5	6:01.805
4	1:16.177	24.927	21.149	30.101	117.9	7:17.982
5	1:32.461	26.872	22.978	42.611	97.1	8:50.443
6	1:14.671	24.630	20.685	29.356	120.2	10:05.114
7	1:23.513	27.145	23.237	33.131	107.5	11:28.627
8	1:16.349	24.335	20.586	31.428	117.6	12:44.976
9	1:13.662	24.007	20.534	29.121	121.9	13:58.638
10	1:21.860	26.932	22.341	32.587	109.7	15:20.498
11	1:13.413	23.864	20.453	29.096	122.3	16:33.911
12	1:16.477	23.797	20.267	32.413	117.4	17:50.388
13	1:28.976 B	24.145	21.156	43.675	100.9	19:19.364
14	5:27.374	4:29.388	24.043	33.943	27.4	24:46.738
15	1:26.247	27.925	23.916	34.406	104.1	26:12.985
16	1:12.387	23.809	20.063	28.515	124.0	27:25.372
17	1:24.936	26.991	24.730	33.215	105.7	28:50.308
18	1:14.598	23.892	20.555	30.151	120.4	30:04.906
19	1:33.285 B	26.223	22.423	44.639	96.2	31:38.191
20	4:45.896	3:50.001	24.012	31.883	31.4	36:24.087
21	1:22.472	25.643	21.803	35.026	108.9	37:46.559
22	1:12.197	23.675	20.318	28.204	124.4	38:58.756
23	1:22.513	26.707	22.073	33.733	108.8	40:21.269
24	1:23.930	24.476	23.831	35.623	107.0	41:45.199
25	1:15.943	23.855	20.481	31.607	118.2	43:01.142
26	1:13.929	23.895	20.673	29.361	121.4	44:15.071
27	1:16.700	23.915	20.470	32.315	117.1	45:31.771

51 James CALADO — GBR
Panasonic Jaguar Racing — Jaguar I-Type IV

Lap	Time	Sector 1	Sector 2	Sector 3	Kph	Elapsed
1	2:34.215	1:22.771	25.926	45.518	13.8	2:34.215
2	1:25.838	31.185	23.118	31.535	104.6	4:00.053
3	1:19.108	26.329	22.188	30.591	113.5	5:19.161
4	1:24.424	28.780	22.345	33.299	106.3	6:43.585
5	1:15.571	24.877	20.988	29.706	118.8	7:59.156
6	1:16.926	24.559	21.159	31.208	116.7	9:16.082
7	1:37.806 B	30.522	23.442	43.842	91.8	10:53.888
8	2:00.818	55.180	23.248	42.390	74.3	12:54.706
9	1:15.441	24.723	21.166	29.552	119.0	14:10.147
10	1:29.949 B	24.526	22.112	43.311	99.8	15:40.096
11	5:21.478	4:25.340	22.934	33.204	27.9	21:01.574
12	1:17.698	25.048	20.978	31.672	115.6	22:19.272

Title Partner Global Partner Technical Partner Official Partners Local Partner

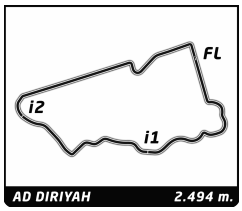

ABB FIA Formula E Championship

Round 2 - Diriyah ePrix

Free Practice 3

Analysis

Official Timekeeper TAGHeuer

250KW 235KW ~~Invalidated Lap~~ Personal Best Session Best **B** Crossing the finish line in pit lane

Lap	Time		Sector 1	Sector 2	Sector 3	Kph	Elapsed
13	1:14.359		24.460	20.684	29.215	120.7	23:33.631
14	1:19.027		26.153	21.472	31.402	113.6	24:52.658
15	1:14.079		24.045	20.842	29.192	121.2	26:06.737
16	1:18.281		26.411	21.856	30.014	114.7	27:25.018
17	1:20.240		25.491	23.782	30.967	111.9	28:45.258
18	1:14.004		24.129	20.682	29.193	121.3	29:59.262
19	1:22.749		26.001	24.084	32.664	108.5	31:22.011
20	3:12.630 B		24.205	49.422	1:59.003	46.6	34:34.641

64 Jérôme D'AMBROSIO — BEL

Mahindra Racing — Mahindra M6Electro

Lap	Time		Sector 1	Sector 2	Sector 3	Kph	Elapsed
1	1:52.651		49.951	27.185	35.515	18.9	1:52.651
2	1:53.950 B		38.473	29.504	45.973	78.8	3:46.601
3	5:45.076		4:49.079	23.569	32.428	26.0	9:31.677
4	1:20.232		26.927	22.359	30.946	111.9	10:51.909
5	1:17.670		25.467	21.446	30.757	115.6	12:09.579
6	1:16.598		25.125	21.241	30.232	117.2	13:26.177
7	1:16.562		25.171	20.930	30.461	117.3	14:42.739
8	1:23.665		29.044	23.903	30.718	107.3	16:06.404
9	1:14.761		24.410	20.795	29.556	120.1	17:21.165
10	1:22.686		24.043	22.832	35.811	108.6	18:43.851
11	1:14.396		24.089	20.862	29.445	120.7	19:58.247
12	1:35.869 B		27.193	22.961	45.715	93.7	21:34.116
13	6:47.749		5:52.278	23.771	31.700	22.0	28:21.865
14	1:19.555		26.654	21.482	31.419	112.9	29:41.420
15	1:13.667		24.059	20.585	29.023	121.9	30:55.087
16	1:26.192		30.148	23.745	32.299	104.2	32:21.279
17	1:13.736		24.160	20.385	29.191	121.8	33:35.015
18	1:30.263 B		25.710	22.076	42.477	99.5	35:05.278
19	3:03.527		2:08.951	22.928	31.648	48.9	38:08.805
20	1:24.554		25.260	21.044	38.250	106.2	39:33.359
21	1:11.968		23.502	19.957	28.509	124.8	40:45.327
22	1:19.800		26.974	21.986	30.840	112.5	42:05.127
23	1:19.987		24.646	22.289	33.052	112.2	43:25.114
24	1:16.053		24.275	22.060	29.718	118.1	44:41.167
25	1:18.143		24.228	22.446	31.469	114.9	45:59.310

66 Daniel ABT — DEU

Audi Sport Abt Schaeffler Formula E Te — Audi e-tron FE06

Lap	Time		Sector 1	Sector 2	Sector 3	Kph	Elapsed
1	1:35.177		35.574	24.901	34.702	22.4	1:35.177
2	1:40.702		26.835	38.339	35.528	89.2	3:15.879
3	1:24.573		25.609	21.499	37.465	106.2	4:40.452
4	1:16.419		25.078	21.182	30.159	117.5	5:56.871
5	1:30.291 B		25.058	21.987	43.246	99.4	7:27.162
6	5:04.001		4:07.559	24.586	31.856	29.5	12:31.163
7	1:17.513		25.349	21.311	30.853	115.8	13:48.676
8	1:16.592		25.254	21.327	30.011	117.2	15:05.268
9	1:16.553		25.128	21.278	30.147	117.3	16:21.821
10	1:14.414		24.251	20.575	29.588	120.7	17:36.235
11	1:16.764		24.376	20.861	31.527	117.0	18:52.999
12	1:13.827		24.115	20.527	29.185	121.6	20:06.826
13	1:23.001		26.426	22.862	33.713	108.2	21:29.827
14	1:27.052 B		24.055	20.379	42.618	103.1	22:56.879
15	5:43.143		4:48.803	22.376	31.964	26.2	28:40.022
16	1:23.330		25.316	21.840	36.174	107.7	30:03.352
17	1:12.504		23.917	20.193	28.394	123.8	31:15.856
18	1:37.343 B		27.916	23.181	46.246	92.2	32:53.199
19	6:13.066		5:16.900	23.996	32.170	24.1	39:06.265
20	1:21.821		25.214	21.167	35.440	109.7	40:28.086
21	1:11.643		23.406	20.063	28.174	125.3	41:39.729
22	1:18.205		26.623	21.943	29.639	114.8	42:57.934
23	1:14.416		24.014	20.665	29.737	120.7	44:12.350
24	1:14.568		24.156	20.620	29.792	120.4	45:26.918

94 Pascal WEHRLEIN — DEU

Mahindra Racing — Mahindra M6Electro

Lap	Time		Sector 1	Sector 2	Sector 3	Kph	Elapsed
1	1:50.825		49.161	27.159	34.505	19.2	1:50.825
2	1:45.985		39.624	29.769	36.592	84.7	3:36.810
3	1:17.474		25.654	21.592	30.228	115.9	4:54.284
4	1:21.422		24.601	20.846	35.975	110.3	6:15.706
5	1:15.046		24.407	20.884	29.755	119.6	7:30.752
6	1:31.007		24.174	20.834	45.999	98.7	9:01.759
7	1:17.887		26.303	21.492	30.092	115.3	10:19.646
8	1:16.285		24.934	21.240	30.111	117.7	11:35.931
9	1:29.538 B		25.088	21.056	43.394	100.3	13:05.469
10	3:48.076		2:49.985	26.368	31.723	39.4	16:53.545
11	1:17.001		25.812	21.480	29.709	116.6	18:10.546
12	1:13.813		24.113	20.542	29.158	121.6	19:24.359
13	1:13.399		23.862	20.452	29.085	122.3	20:37.758
14	1:13.300		23.860	20.354	29.086	122.5	21:51.058
15	1:39.511 B		29.739	23.730	46.042	90.2	23:30.569
16	5:03.503		4:07.237	24.386	31.880	29.6	28:34.072
17	1:23.693		26.934	23.194	33.565	107.3	29:57.765
18	1:12.360		23.802	20.168	28.390	124.1	31:10.125
19	1:40.922 B		31.709	24.308	44.905	89.0	32:51.047
20	6:23.293		5:26.513	24.769	32.011	23.4	39:14.340
21	1:19.789		26.428	22.826	30.535	112.5	40:34.129
22	1:11.523		23.364	19.895	28.264	125.5	41:45.652
23	1:24.067		25.827	22.782	35.458	106.8	43:09.719
24	1:15.767		24.205	20.977	30.585	118.5	44:25.486
25	1:22.122		26.857	24.884	30.381	109.3	45:47.608

Title Partner Global Partner Technical Partner Official Partners Local Partner

FIA FORMULA E CHAMPIONSHIP 2019-20

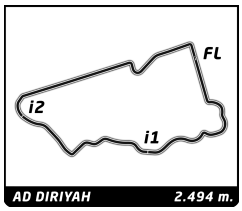

Round 2 - Diriyah ePrix

ABB FIA Formula E Championship

Free Practice 3

Weather Report

Official Timekeeper TAGHeuer

Air Temperature

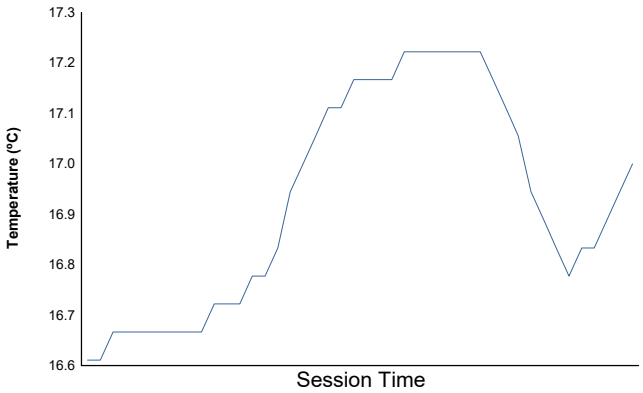

Track Temperature

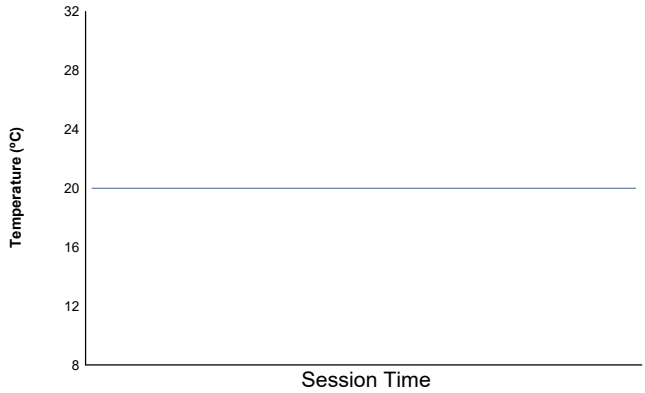

Humidity

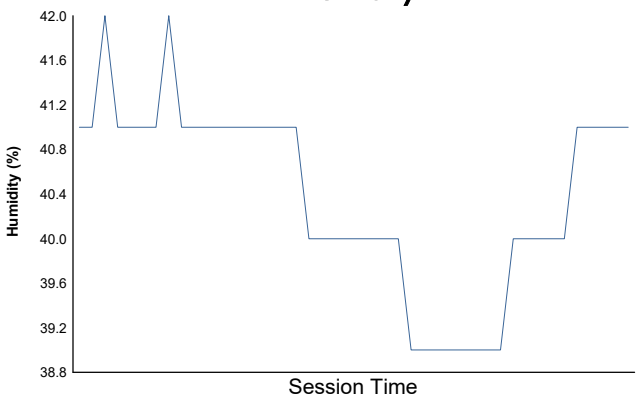

Pressure

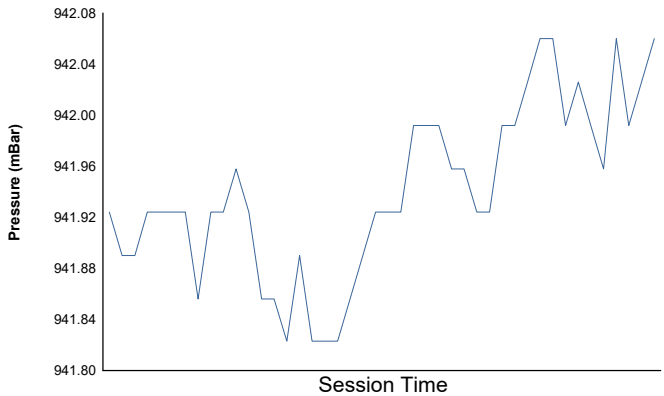

Wind Speed

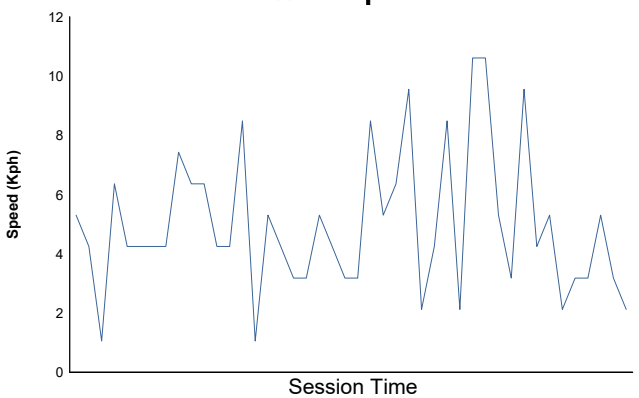

Wind direction

North = 0º/360º Est = 90º South = 180º West= 270º

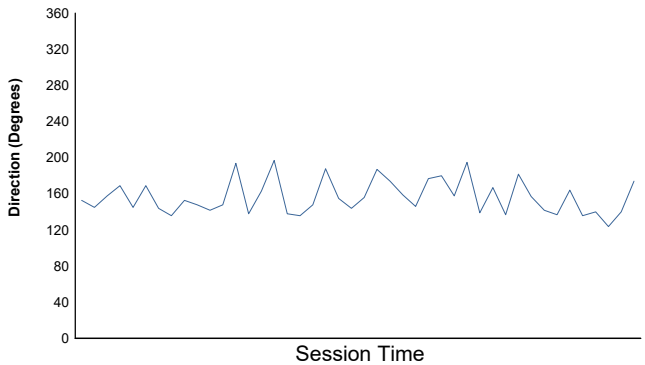

Track Status: **DRY**

Title Partner Global Partner Technical Partner Official Partners Local Partner

FIA FORMULA E CHAMPIONSHIP 2019-20

Doc No. Date: 23/11/2019 Posted at:

ABB FIA FORMULA E CHAMPIONSHIP

Round 2 - Diriyah ePrix - Qualifying Group 1

CLASSIFICATION

Official Timekeeper: TAGHeuer

POS	NO	DRIVER	NAT	TEAM	CAR	TIME	LAP	TOTAL	GAP		KPH
1	2	**Sam BIRD**	GBR	Envision Virgin Racing	Audi e-tron FE06	**1:12.007**	3	3	-	-	**124.7**
2	36	**André LOTTERER**	DEU	TAG Heuer Porsche Formula E Team	Porsche 99X Electric	**1:12.153**	3	3	+0.146	+0.146	**124.4**
3	5	**Stoffel VANDOORNE**	BEL	Mercedes-Benz EQ Formula E Team	Mercedes-Benz EQ Silver Arrow 01	**1:12.422**	3	3	+0.415	+0.269	**124.0**
4	4	**Robin FRIJNS**	NLD	Envision Virgin Racing	Audi e-tron FE06	**1:12.454**	3	3	+0.447	+0.032	**123.9**
5	22	**Oliver ROWLAND**	GBR	Nissan e.dams	Nissan IM02	**1:12.660**	3	3	+0.653	+0.206	**123.6**
6	17	**Nyck DE VRIES**	NLD	Mercedes-Benz EQ Formula E Team	Mercedes-Benz EQ Silver Arrow 01	**1:14.082**	3	3	+2.075	+1.422	**121.2**

FASTEST LAP

2	**Sam BIRD**	GBR	Envision Virgin Racing	Audi e-tron FE06	1:12.007 on Lap 3	124.7 Kph

Clerk of the Course:
Abdul Aziz Al Thawadi

Timekeeper:
Cristóbal Lopera

Series Partners:

Title Partner Global Partner Technical Partner Official Partners Local Partner

No part of these results/data may be reproduced, stored in a retrieval system or transmitted in any form or by any means electronic, mechanical, photocopying, recording, broadcasting or otherwise without prior permission of the copyright holder except for reproduction in local/national/international daily press and regular printed publications on sale to the public within 90 days of the event to which the results/data relate and provided that the copyright symbol appears together with the name of the copyright holder.

The FÉDÉRATION INTERNATIONALE DE L'AUTOMOBILE logo, FÉDÉRATION INTERNATIONALE DE L'AUTOMOBILE, FIA logo, FIA, FIA FORMULA-E CHAMPIONSHIP, FIA FORMULA-E CHAMPIONSHIP logo and related marks are protectedtrademarks of the Fédération Internationale de l'Automobile (FIA), Chemin de Blandonnet 2, 1214 Vernier, Switzerland.

©2019, Fédération Internationale de l'Automobile (FIA)

FIA FORMULA E CHAMPIONSHIP 2019-20

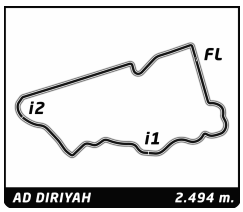

ABB FIA Formula E Championship

Round 2 - Diriyah ePrix

Qualifying Group 1

Best Sector Times

Official Timekeeper TAGHeuer

	SECTOR 1			SECTOR 2			SECTOR 3							
Pos		Driver	Time		Driver	Time		Driver	Time	Pos		Driver	Ideal Lap	Best Lap	
1	2	S.BIRD	23.548	36	A.LOTTERER	19.916	4	R.FRIJNS	28.310	1	2	S.BIRD	1:12.007	1:12.007	(1)
2	17	N.DE VRIES	23.614	2	S.BIRD	19.959	36	A.LOTTERER	28.415	2	36	A.LOTTERER	1:12.153	1:12.153	(2)
3	22	O.ROWLAND	23.740	5	S.VANDOORNE	20.156	5	S.VANDOORNE	28.446	3	5	S.VANDOORNE	1:12.422	1:12.422	(3)
4	5	S.VANDOORNE	23.820	22	O.ROWLAND	20.264	2	S.BIRD	28.500	4	4	R.FRIJNS	1:12.454	1:12.454	(4)
5	36	A.LOTTERER	23.822	4	R.FRIJNS	20.317	22	O.ROWLAND	28.656	5	22	O.ROWLAND	1:12.660	1:12.660	(5)
6	4	R.FRIJNS	23.827	17	N.DE VRIES	21.134	17	N.DE VRIES	29.334	6	17	N.DE VRIES	1:14.082	1:14.082	(6)

Title Partner Global Partner Technical Partner Official Partners Local Partner

FIA FORMULA E CHAMPIONSHIP 2019-20

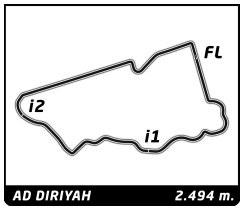

ABB FIA Formula E Championship

Round 2 - Diriyah ePrix

Qualifying Group 1

Fastest Lap Sequence

Official Timekeeper TAGHeuer

Practice Time	Driver	Team	Car	Time	Kph	Lap
5:29.243	22 Oliver ROWLAND	Nissan e.dams	Nissan IM02	**1:14.810**	120.0	2
6:41.903	22 Oliver ROWLAND	Nissan e.dams	Nissan IM02	**1:12.660**	123.6	3
6:56.471	5 Stoffel VANDOORNE	Mercedes-Benz EQ Formula E Team	Mercedes-Benz EQ Silver Arrow 01	**1:12.422**	124.0	3
7:00.597	36 André LOTTERER	TAG Heuer Porsche Formula E Team	Porsche 99X Electric	**1:12.153**	124.4	3
7:06.961	2 Sam BIRD	Envision Virgin Racing	Audi e-tron FE06	**1:12.007**	124.7	3

Title Partner Global Partner Technical Partner Official Partners Local Partner

FIA FORMULA E CHAMPIONSHIP 2019-20

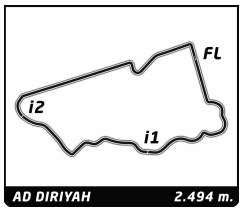

ABB FIA Formula E Championship

Round 2 - Diriyah ePrix

Qualifying Group 1

Analysis

Official Timekeeper TAGHeuer

250KW | 235KW | ~~Invalidated Lap~~ | Personal Best | Session Best | **B** Crossing the finish line in pit lane

2 Sam BIRD — GBR

Envision Virgin Racing — Audi e-tron FE06

Lap	Time	Sector 1	Sector 2	Sector 3	Kph	Elapsed
1	4:25.189	3:27.921	23.618	33.650	8.0	4:25.189
2	1:29.765	26.708	23.446	39.611	100.0	5:54.954
3	1:12.007	23.548	19.959	28.500	124.7	7:06.961

4 Robin FRIJNS — NLD

Envision Virgin Racing — Audi e-tron FE06

Lap	Time	Sector 1	Sector 2	Sector 3	Kph	Elapsed
1	4:24.655	3:27.449	23.501	33.705	8.0	4:24.655
2	1:27.032	26.791	23.334	36.907	103.2	5:51.687
3	1:12.454	23.827	20.317	28.310	123.9	7:04.141

5 Stoffel VANDOORNE — BEL

Mercedes-Benz EQ Formula E Team — Mercedes-Benz EQ Silver Arrow 01

Lap	Time	Sector 1	Sector 2	Sector 3	Kph	Elapsed
1	4:21.612	3:22.516	24.949	34.147	8.1	4:21.612
2	1:22.437	26.984	22.843	32.610	108.9	5:44.049
3	1:12.422	23.820	20.156	28.446	124.0	6:56.471

17 Nyck DE VRIES — NLD

Mercedes-Benz EQ Formula E Team — Mercedes-Benz EQ Silver Arrow 01

Lap	Time	Sector 1	Sector 2	Sector 3	Kph	Elapsed
1	4:15.317	3:17.276	23.746	34.295	8.3	4:15.317
2	1:20.062	26.085	22.548	31.429	112.1	5:35.379
3	1:14.082	23.614	21.134	29.334	121.2	6:49.461

22 Oliver ROWLAND — GBR

Nissan e.dams — Nissan IM02

Lap	Time	Sector 1	Sector 2	Sector 3	Kph	Elapsed
1	4:14.433	3:15.232	23.150	36.051	8.4	4:14.433
2	1:14.810	24.893	20.851	29.066	120.0	5:29.243
3	1:12.660	23.740	20.264	28.656	123.6	6:41.903

36 André LOTTERER — DEU

TAG Heuer Porsche Formula E Team — Porsche 99X Electric

Lap	Time	Sector 1	Sector 2	Sector 3	Kph	Elapsed
1	4:23.362	3:23.476	25.528	34.358	8.1	4:23.362
2	1:25.082	26.376	23.734	34.972	105.5	5:48.444
3	1:12.153	23.822	19.916	28.415	124.4	7:00.597

Title Partner | Global Partner | Technical Partner | Official Partners | Local Partner
ABB Julius Bär MICHELIN TAG Heuer DHL SAUDIA Allianz BOSCH enel x BOSS modis ANTOFAGASTA MINERALS

FIA FORMULA E CHAMPIONSHIP 2019-20

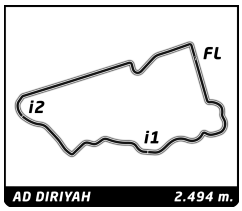

Round 2 - Diriyah ePrix

ABB FIA Formula E Championship

Qualifying Group 1

Weather Report

Official Timekeeper TAGHeuer

Air Temperature

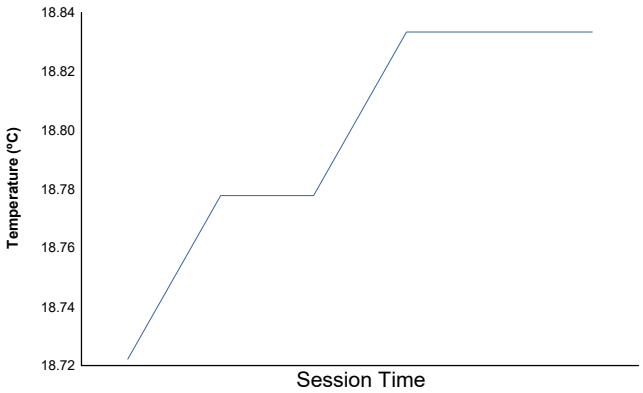

Track Temperature

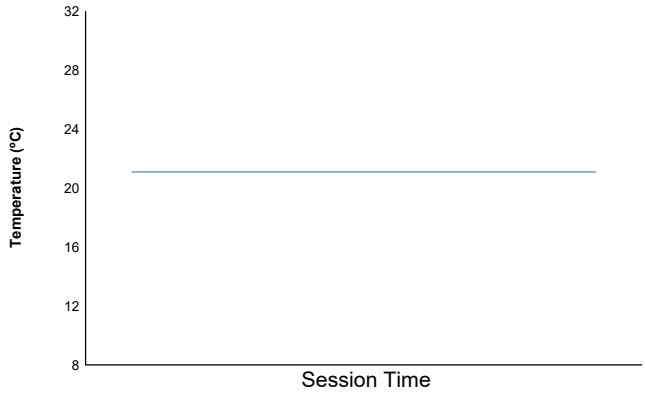

Humidity

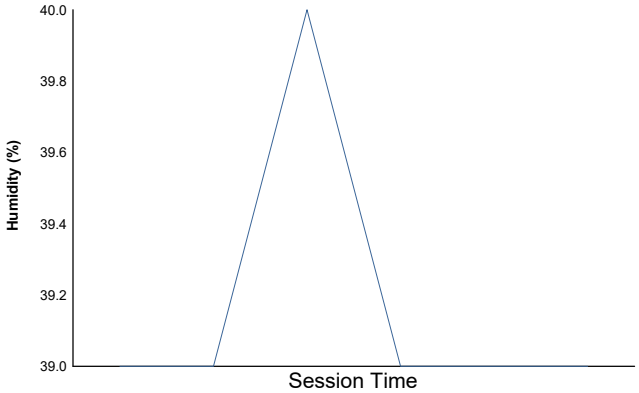

Pressure

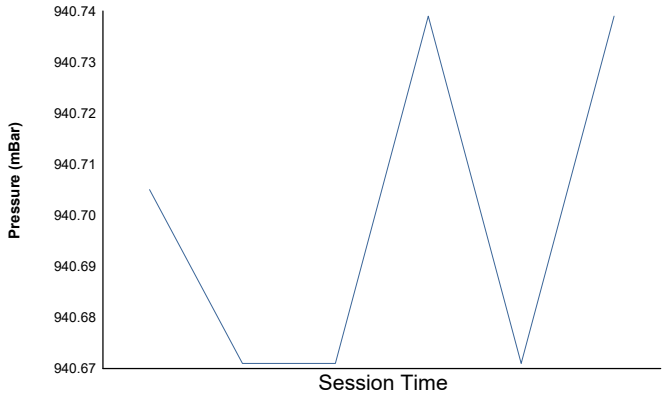

Wind Speed

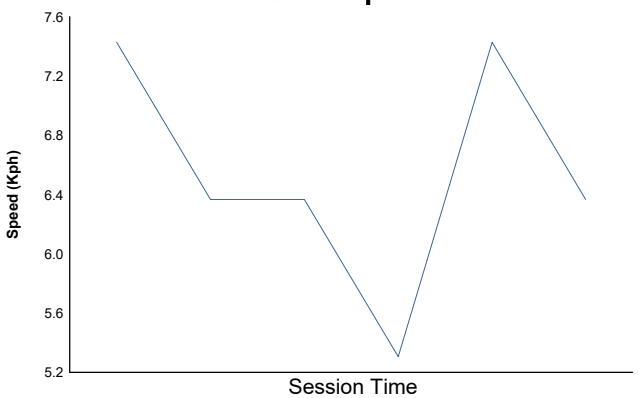

Wind direction

North = 0º/360º Est = 90º South = 180º West= 270º

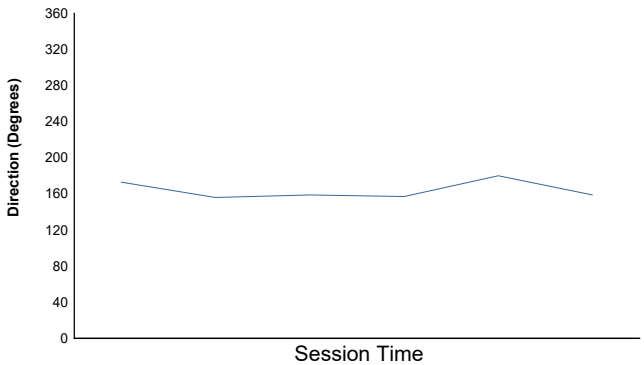

Track Status: **DRY**

Title Partner Global Partner Technical Partner Official Partners Local Partner

FIA FORMULA E CHAMPIONSHIP 2019-20

Doc No. Date: 23/11/2019 Posted at:

ABB FIA FORMULA E CHAMPIONSHIP

Round 2 - Diriyah ePrix - Qualifying Group 2

CLASSIFICATION

Official Timekeeper: TAGHeuer

POS	NO	DRIVER	NAT	TEAM	CAR	TIME	LAP	TOTAL	GAP		KPH
1	64	**Jérôme D'AMBROSIO**	BEL	Mahindra Racing	Mahindra M6Electro	**1:11.835**	3	3	-	-	**125.0**
2	27	**Alexander SIMS**	GBR	BMW i ANDRETTI MOTORSPORT	BMW iFE.20	**1:11.858**	3	3	+0.023	+0.023	**124.9**
3	20	**Mitch EVANS**	NZL	Panasonic Jaguar Racing	Jaguar I-Type IV	**1:11.972**	3	3	+0.137	+0.114	**124.7**
4	48	**Edoardo MORTARA**	CHE	ROKiT Venturi Racing	Mercedes-Benz EQ Silver Arrow 01	**1:12.008**	3	3	+0.173	+0.036	**124.7**
5	94	**Pascal WEHRLEIN**	DEU	Mahindra Racing	Mahindra M6Electro	**1:12.635**	3	3	+0.800	+0.627	**123.6**
6	19	**Felipe MASSA**	BRA	ROKiT Venturi Racing	Mercedes-Benz EQ silver Arrow 01	**1:12.656**	3	3	+0.821	+0.021	**123.6**

FASTEST LAP

64	**Jérôme D'AMBROSIO**	BEL	Mahindra Racing	Mahindra M6Electro	1:11.835 on Lap 3	125.0 Kph

Clerk of the Course:
Abdul Aziz Al Thawadi

Timekeeper:
Cristóbal Lopera

Series Partners:

Title Partner Global Partner Technical Partner Official Partners Local Partner

No part of these results/data may be reproduced, stored in a retrieval system or transmitted in any form or by any means electronic, mechanical, photocopying, recording, broadcasting or otherwise without prior permission of the copyright holder except for reproduction in local/national/international daily press and regular printed publications on sale to the public within 90 days of the event to which the results/data relate and provided that the copyright symbol appears together with the name of the copyright holder.

The FÉDÉRATION INTERNATIONALE DE L'AUTOMOBILE logo, FÉDÉRATION INTERNATIONALE DE L'AUTOMOBILE, FIA logo, FIA, FIA FORMULA-E CHAMPIONSHIP, FIA FORMULA-E CHAMPIONSHIP logo and related marks are protectedtrademarks of the Fédération Internationale de l'Automobile (FIA), Chemin de Blandonnet 2, 1214 Vernier, Switzerland.

©2019, Fédération Internationale de l'Automobile (FIA)

FIA FORMULA E CHAMPIONSHIP 2019-20

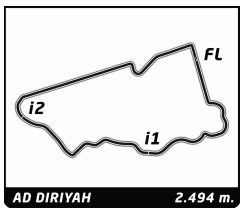

ABB FIA Formula E Championship

Round 2 - Diriyah ePrix

Qualifying Group 2

Best Sector Times

Official Timekeeper TAGHeuer

	SECTOR 1			SECTOR 2			SECTOR 3							
Pos		Driver	Time		Driver	Time		Driver	Time	Pos		Driver	Ideal Lap	Best Lap	
1	27	A.SIMS	23.437	64	J.D'AMBROSIO	19.844	20	M.EVANS	28.348	1	64	J.D'AMBROSIO	1:11.835	1:11.835	(1)
2	64	J.D'AMBROSIO	23.518	27	A.SIMS	19.975	48	E.MORTARA	28.361	2	27	A.SIMS	1:11.858	1:11.858	(2)
3	20	M.EVANS	23.582	48	E.MORTARA	20.026	94	P.WEHRLEIN	28.364	3	20	M.EVANS	1:11.972	1:11.972	(3)
4	48	E.MORTARA	23.621	20	M.EVANS	20.042	27	A.SIMS	28.446	4	48	E.MORTARA	1:12.008	1:12.008	(4)
5	19	F.MASSA	23.622	94	P.WEHRLEIN	20.123	64	J.D'AMBROSIO	28.473	5	94	P.WEHRLEIN	1:12.635	1:12.635	(5)
6	94	P.WEHRLEIN	24.148	19	F.MASSA	20.168	19	F.MASSA	28.866	6	19	F.MASSA	1:12.656	1:12.656	(6)

Title Partner Global Partner Technical Partner Official Partners Local Partner

FIA FORMULA E CHAMPIONSHIP 2019-20

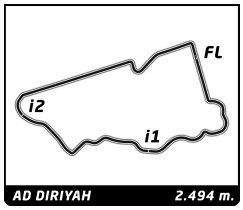

ABB FIA Formula E Championship

Round 2 - Diriyah ePrix

Qualifying Group 2

Fastest Lap Sequence

Official Timekeeper TAGHeuer

Practice Time	Driver	Team	Car	Time	Kph	Lap
5:03.319	27 Alexander SIMS	BMW i ANDRETTI MOTORSPORT	BMW iFE.20	**1:13.971**	121.4	2
6:15.177	27 Alexander SIMS	BMW i ANDRETTI MOTORSPORT	BMW iFE.20	**1:11.858**	124.9	3
7:04.682	64 Jérôme D'AMBROSIO	Mahindra Racing	Mahindra M6Electro	**1:11.835**	125.0	3

Title Partner Global Partner Technical Partner Official Partners Local Partner

FIA FORMULA E CHAMPIONSHIP 2019-20

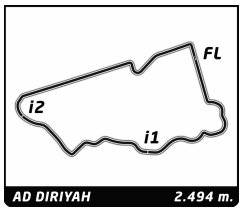

ABB FIA Formula E Championship

Round 2 - Diriyah ePrix

Qualifying Group 2

Analysis

Official Timekeeper TAGHeuer

250KW | 235KW | ~~Invalidated Lap~~ | Personal Best | Session Best | **B** Crossing the finish line in pit lane

19 Felipe MASSA — BRA

ROKiT Venturi Racing — Mercedes-Benz EQ silver Arrow 01

Lap	Time	Sector 1	Sector 2	Sector 3	Kph	Elapsed
1	4:10.091	3:12.339	24.705	33.047	8.5	4:10.091
2	1:18.691	25.806	22.857	30.028	114.1	5:28.782
3	1:12.656	23.622	20.168	28.866	123.6	6:41.438

20 Mitch EVANS — NZL

Panasonic Jaguar Racing — Jaguar I-Type IV

Lap	Time	Sector 1	Sector 2	Sector 3	Kph	Elapsed
1	4:29.104	3:33.535	23.058	32.511	7.9	4:29.104
2	1:20.630	25.287	21.023	34.320	111.4	5:49.734
3	1:11.972	23.582	20.042	28.348	124.7	7:01.706

27 Alexander SIMS — GBR

BMW i ANDRETTI MOTORSPORT — BMW iFE.20

Lap	Time	Sector 1	Sector 2	Sector 3	Kph	Elapsed
1	3:49.348	2:57.858	21.434	30.056	9.3	3:49.348
2	1:13.971	24.522	20.750	28.699	121.4	5:03.319
3	1:11.858	23.437	19.975	28.446	124.9	6:15.177

48 Edoardo MORTARA — CHE

ROKiT Venturi Racing — Mercedes-Benz EQ Silver Arrow 01

Lap	Time	Sector 1	Sector 2	Sector 3	Kph	Elapsed
1	4:18.990	3:21.177	24.034	33.779	8.2	4:18.990
2	1:22.456	27.063	23.091	32.302	108.9	5:41.446
3	1:12.008	23.621	20.026	28.361	124.7	6:53.454

64 Jérôme D'AMBROSIO — BEL

Mahindra Racing — Mahindra M6Electro

Lap	Time	Sector 1	Sector 2	Sector 3	Kph	Elapsed
1	4:31.370	3:35.869	23.730	31.771	7.8	4:31.370
2	1:21.477	26.087	21.109	34.281	110.2	5:52.847
3	1:11.835	23.518	19.844	28.473	125.0	7:04.682

94 Pascal WEHRLEIN — DEU

Mahindra Racing — Mahindra M6Electro

Lap	Time	Sector 1	Sector 2	Sector 3	Kph	Elapsed
1	4:25.182	3:29.421	23.945	31.816	8.0	4:25.182
2	1:21.416	25.702	21.381	34.333	110.3	5:46.598
3	1:12.635	24.148	20.123	28.364	123.6	6:59.233

Title Partner | Global Partner | Technical Partner | Official Partners | Local Partner
ABB Julius Bär MICHELIN TAG Heuer DHL SAUDIA Allianz BOSCH enel x BOSS modis ANTOFAGASTA MINERALS

FIA FORMULA E CHAMPIONSHIP 2019-20

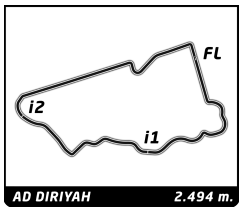

Round 2 - Diriyah ePrix

ABB FIA Formula E Championship

Qualifying Group 2

Weather Report

Official Timekeeper TAGHeuer

Air Temperature

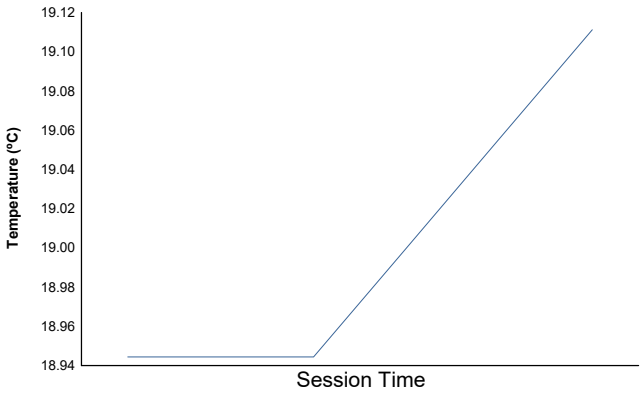

Track Temperature

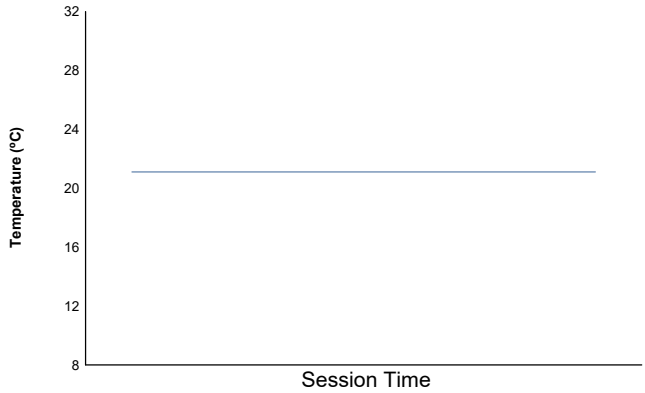

Humidity

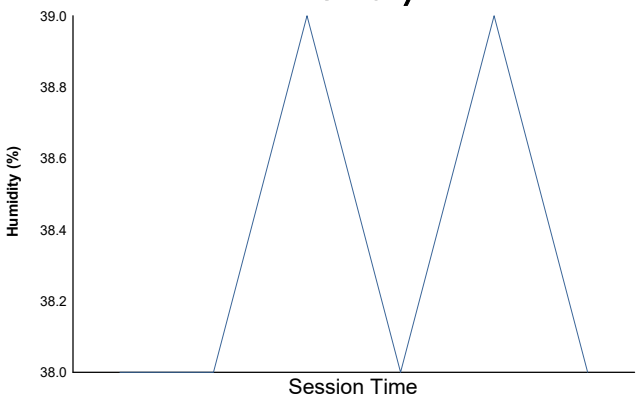

Pressure

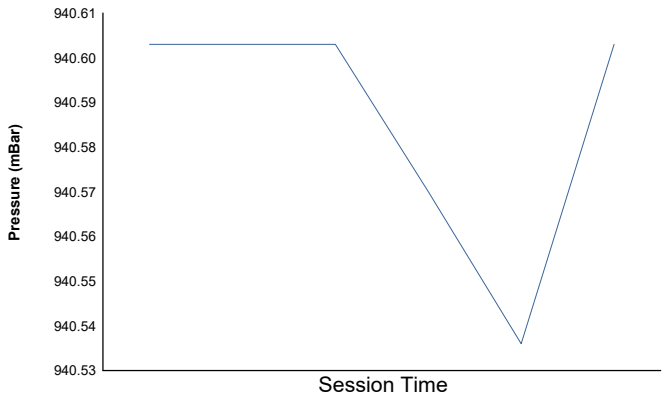

Wind Speed

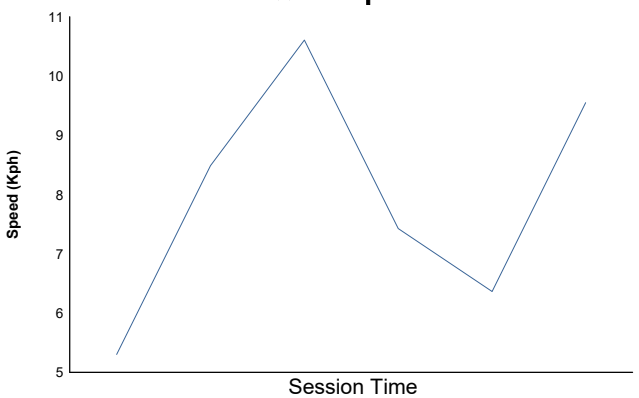

Wind direction

North = 0º/360º Est = 90º South = 180º West= 270º

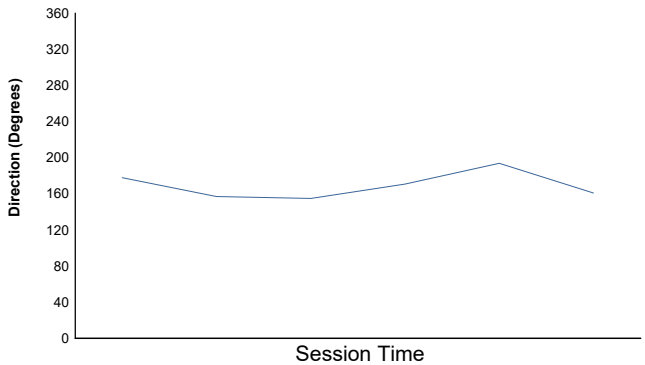

Track Status: **DRY**

Title Partner Global Partner Technical Partner Official Partners Local Partner

FIA FORMULA E CHAMPIONSHIP 2019-20

Doc No. Date: 23/11/2019 Posted at:

ABB FIA FORMULA E CHAMPIONSHIP

Round 2 - Diriyah ePrix - Qualifying Group 3

CLASSIFICATION

Official Timekeeper: TAGHeuer

POS	NO	DRIVER	NAT	TEAM	CAR	TIME	LAP	TOTAL	GAP		KPH
1	13	**Antonio Félix DA COSTA**	PRT	DS TECHEETAH	DS E-TENSE FE20	**1:11.418**	3	3	-	-	**125.7**
2	11	**Lucas DI GRASSI**	BRA	Audi Sport Abt Schaeffler Formula E Team	Audi e-tron FE06	**1:11.939**	3	3	+0.521	+0.521	**124.8**
3	28	**Maximilian GÜNTHER**	DEU	BMW i ANDRETTI MOTORSPORT	BMW iFE.20	**1:12.051**	3	3	+0.633	+0.112	**124.6**
4	3	**Oliver TURVEY**	GBR	NIO 333 FE Team	NIO FE-005	**1:12.671**	3	3	+1.253	+0.620	**123.5**
5	18	**Neel JANI**	CHE	TAG Heuer Porsche Formula E Team	Porsche 99X Electric	**1:12.732**	3	3	+1.314	+0.061	**123.4**
6	51	**James CALADO**	GBR	Panasonic Jaguar Racing	Jaguar I-Type IV	**1:13.430**	3	3	+2.012	+0.698	**122.3**

FASTEST LAP

13	**Antonio Félix DA COSTA**	PRT	DS TECHEETAH	DS E-TENSE FE20	1:11.418 on Lap 3	125.7 Kph

Clerk of the Course:
Abdul Aziz Al Thawadi

Timekeeper:
Cristóbal Lopera

Series Partners:

Title Partner Global Partner Technical Partner Official Partners Local Partner

No part of these results/data may be reproduced, stored in a retrieval system or transmitted in any form or by any means electronic, mechanical, photocopying, recording, broadcasting or otherwise without prior permission of the copyright holder except for reproduction in local/national/international daily press and regular printed publications on sale to the public within 90 days of the event to which the results/data relate and provided that the copyright symbol appears together with the name of the copyright holder.

The FÉDÉRATION INTERNATIONALE DE L'AUTOMOBILE logo, FÉDÉRATION INTERNATIONALE DE L'AUTOMOBILE, FIA logo, FIA, FIA FORMULA-E CHAMPIONSHIP, FIA FORMULA-E CHAMPIONSHIP logo and related marks are protectedtrademarks of the Fédération Internationale de l'Automobile (FIA), Chemin de Blandonnet 2, 1214 Vernier, Switzerland.

©2019, Fédération Internationale de l'Automobile (FIA)

FIA FORMULA E CHAMPIONSHIP 2019-20

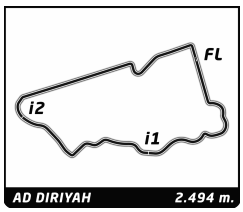

ABB FIA Formula E Championship

Round 2 - Diriyah ePrix

Qualifying Group 3

Best Sector Times

Official Timekeeper TAGHeuer

	SECTOR 1			SECTOR 2			SECTOR 3							
Pos		Driver	Time		Driver	Time		Driver	Time	Pos		Driver	Ideal Lap	Best Lap	
1	11	L.DI GRASSI	23.442	13	A.DA COSTA	19.816	13	A.DA COSTA	28.138	1	13	A.DA COSTA	1:11.418	1:11.418	(1)
2	13	A.DA COSTA	23.464	11	L.DI GRASSI	20.062	28	M.GÜNTHER	28.393	2	11	L.DI GRASSI	1:11.939	1:11.939	(2)
3	28	M.GÜNTHER	23.512	28	M.GÜNTHER	20.146	18	N.JANI	28.423	3	28	M.GÜNTHER	1:12.051	1:12.051	(3)
4	18	N.JANI	23.832	3	O.TURVEY	20.230	11	L.DI GRASSI	28.435	4	3	O.TURVEY	1:12.671	1:12.671	(4)
5	3	O.TURVEY	23.921	18	N.JANI	20.477	3	O.TURVEY	28.520	5	18	N.JANI	1:12.732	1:12.732	(5)
6	51	J.CALADO	24.344	51	J.CALADO	20.490	51	J.CALADO	28.596	6	51	J.CALADO	1:13.430	1:13.430	(6)

Title Partner Global Partner Technical Partner Official Partners Local Partner

FIA FORMULA E CHAMPIONSHIP 2019-20

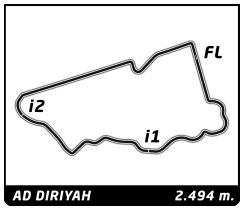

ABB FIA Formula E Championship

Round 2 - Diriyah ePrix

Qualifying Group 3

Fastest Lap Sequence

Official Timekeeper TAGHeuer

Practice Time	Driver	Team	Car	Time	Kph	Lap
5:09.563	28 Maximilian GÜNTHER	BMW i ANDRETTI MOTORSPORT	BMW iFE.20	**1:14.078**	121.2	2
6:21.614	28 Maximilian GÜNTHER	BMW i ANDRETTI MOTORSPORT	BMW iFE.20	**1:12.051**	124.6	3
6:33.633	11 Lucas DI GRASSI	Audi Sport Abt Schaeffler Formula E Team	Audi e-tron FE06	**1:11.939**	124.8	3
6:46.572	13 Antonio Félix DA COSTA	DS TECHEETAH	DS E-TENSE FE20	**1:11.418**	125.7	3

Title Partner Global Partner Technical Partner Official Partners Local Partner

FIA FORMULA E CHAMPIONSHIP 2019-20

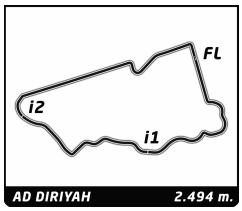

ABB FIA Formula E Championship

Round 2 - Diriyah ePrix

Qualifying Group 3

Analysis

Official Timekeeper TAGHeuer

250KW | 235KW | ~~Invalidated Lap~~ | Personal Best | Session Best | **B** Crossing the finish line in pit lane

3 Oliver TURVEY — GBR

NIO 333 FE Team — NIO FE-005

Lap	Time	Sector 1	Sector 2	Sector 3	Kph	Elapsed
1	4:07.808	3:09.569	24.181	34.058	8.6	4:07.808
2	1:24.542	26.249	22.377	35.916	106.2	5:32.350
3	1:12.671	23.921	20.230	28.520	123.5	6:45.021

11 Lucas DI GRASSI — BRA

Audi Sport Abt Schaeffler Formula E Te — Audi e-tron FE06

Lap	Time	Sector 1	Sector 2	Sector 3	Kph	Elapsed
1	4:02.864	3:08.983	22.200	31.681	8.8	4:02.864
2	1:18.830	26.009	21.297	31.524	113.9	5:21.694
3	1:11.939	23.442	20.062	28.435	124.8	6:33.633

13 Antonio Félix DA COSTA — PRT

DS TECHEETAH — DS E-TENSE FE20

Lap	Time	Sector 1	Sector 2	Sector 3	Kph	Elapsed
1	4:12.289	3:15.354	24.320	32.615	8.4	4:12.289
2	1:22.865	27.049	22.827	32.989	108.3	5:35.154
3	1:11.418	23.464	19.816	28.138	125.7	6:46.572

18 Neel JANI — CHE

TAG Heuer Porsche Formula E Team — Porsche 99X Electric

Lap	Time	Sector 1	Sector 2	Sector 3	Kph	Elapsed
1	4:06.300	3:10.464	23.712	32.124	8.6	4:06.300
2	1:21.270	25.350	21.940	33.980	110.5	5:27.570
3	1:12.732	23.832	20.477	28.423	123.4	6:40.302

28 Maximilian GÜNTHER — DEU

BMW i ANDRETTI MOTORSPORT — BMW iFE.20

Lap	Time	Sector 1	Sector 2	Sector 3	Kph	Elapsed
1	3:55.485	3:02.950	22.541	29.994	9.0	3:55.485
2	1:14.078	24.303	20.717	29.058	121.2	5:09.563
3	1:12.051	23.512	20.146	28.393	124.6	6:21.614

51 James CALADO — GBR

Panasonic Jaguar Racing — Jaguar I-Type IV

Lap	Time	Sector 1	Sector 2	Sector 3	Kph	Elapsed
1	3:57.982	3:00.989	24.104	32.889	8.9	3:57.982
2	1:19.584	25.928	22.194	31.462	112.8	5:17.566
3	1:13.430	24.344	20.490	28.596	122.3	6:30.996

Title Partner | Global Partner | Technical Partner | Official Partners | Local Partner
ABB Julius Bär MICHELIN TAG Heuer DHL SAUDIA Allianz BOSCH enel x BOSS modis ANTOFAGASTA MINERALS

FIA FORMULA E CHAMPIONSHIP 2019-20

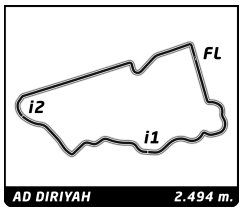

Round 2 - Diriyah ePrix

ABB FIA Formula E Championship

Qualifying Group 3

Weather Report

Official Timekeeper TAGHeuer

Air Temperature

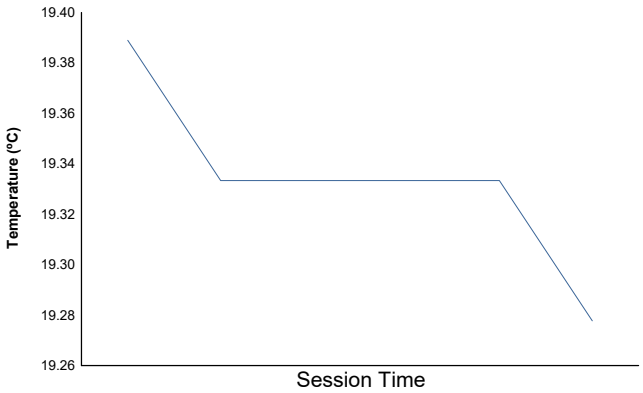

Track Temperature

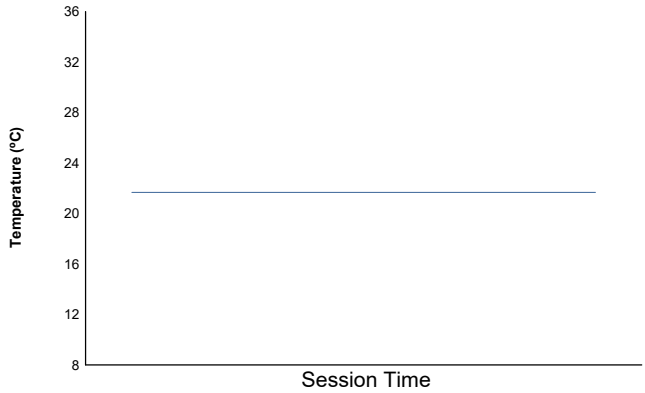

Humidity

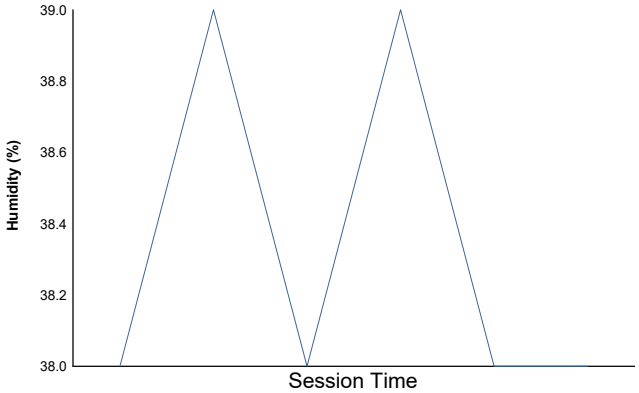

Pressure

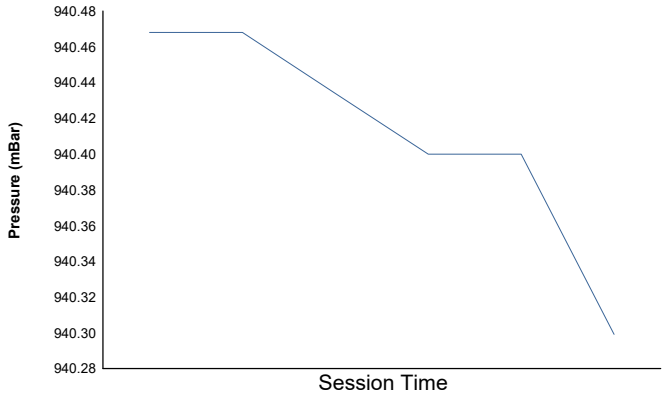

Wind Speed

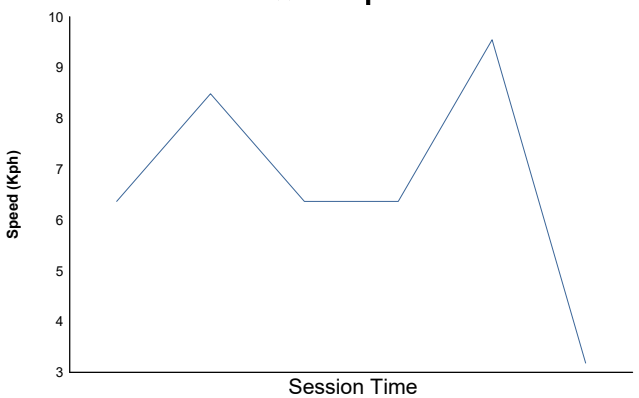

Wind direction

North = 0º/360º Est = 90º South = 180º West= 270º

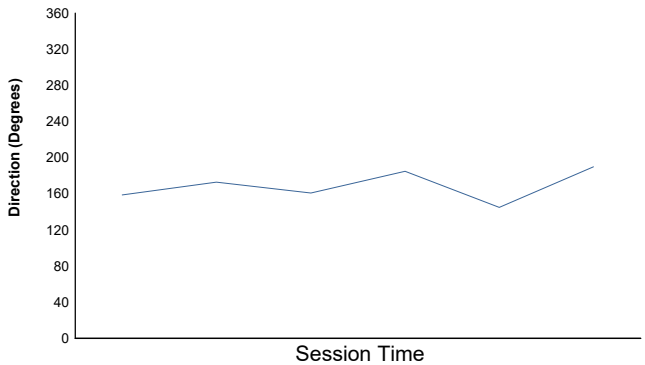

Track Status: **DRY**

Title Partner Global Partner Technical Partner Official Partners Local Partner

FIA FORMULA E CHAMPIONSHIP 2019-20

Doc No. Date: 23/11/2019 Posted at:

ABB FIA FORMULA E CHAMPIONSHIP

Round 2 - Diriyah ePrix - Qualifying Group 4

CLASSIFICATION

Official Timekeeper: TAGHeuer

POS	NO	DRIVER	NAT	TEAM	CAR	TIME	LAP	TOTAL	GAP		KPH
1	23	**Sébastien BUEMI**	CHE	Nissan e.dams	Nissan IM02	**1:11.774**	3	3	-	-	**125.1**
2	25	**Jean-Éric VERGNE**	FRA	DS TECHEETAH	DS E-TENSE FE20	**1:12.327**	3	3	+0.553	+0.553	**124.1**
3	66	**Daniel ABT**	DEU	Audi Sport Abt Schaeffler Formula E Team	Audi e-tron FE06	**1:12.642**	3	3	+0.868	+0.315	**123.6**
4	6	**Brendon HARTLEY**	NZL	GEOX DRAGON	Penske EV-4	**1:13.182**	3	3	+1.408	+0.540	**122.7**
5	33	**MA Qing Hua**	CHN	NIO 333 FE Team	NIO FE-005	**1:13.205**	3	3	+1.431	+0.023	**122.6**
6	7	**Nico MÜLLER**	CHE	GEOX DRAGON	Penske EV-4	**1:13.703**	3	3	+1.929	+0.498	**121.8**

FASTEST LAP

23	**Sébastien BUEMI**	CHE	Nissan e.dams	Nissan IM02	1:11.774 on Lap 3	125.1 Kph

Clerk of the Course:
Abdul Aziz Al Thawadi

Timekeeper:
Cristóbal Lopera

Series Partners:

Title Partner Global Partner Technical Partner Official Partners Local Partner

No part of these results/data may be reproduced, stored in a retrieval system or transmitted in any form or by any means electronic, mechanical, photocopying, recording, broadcasting or otherwise without prior permission of the copyright holder except for reproduction in local/national/international daily press and regular printed publications on sale to the public within 90 days of the event to which the results/data relate and provided that the copyright symbol appears together with the name of the copyright holder.

The FÉDÉRATION INTERNATIONALE DE L'AUTOMOBILE logo, FÉDÉRATION INTERNATIONALE DE L'AUTOMOBILE, FIA logo, FIA, FIA FORMULA-E CHAMPIONSHIP, FIA FORMULA-E CHAMPIONSHIP logo and related marks are protectedtrademarks of the Fédération Internationale de l'Automobile (FIA), Chemin de Blandonnet 2, 1214 Vernier, Switzerland.

©2019, Fédération Internationale de l'Automobile (FIA)

FIA FORMULA E CHAMPIONSHIP 2019-20

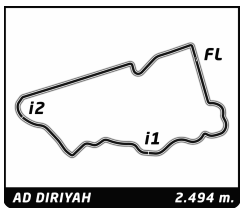

ABB FIA Formula E Championship

Round 2 - Diriyah ePrix

Qualifying Group 4

Best Sector Times

Official Timekeeper TAGHeuer

	SECTOR 1		SECTOR 2		SECTOR 3	
Pos	Driver	Time	Driver	Time	Driver	Time
1	23 S.BUEMI	23.372	6 B.HARTLEY	19.942	23 S.BUEMI	28.321
2	25 J.VERGNE	23.652	25 J.VERGNE	20.046	6 B.HARTLEY	28.466
3	66 D.ABT	23.742	23 S.BUEMI	20.081	25 J.VERGNE	28.629
4	7 N.MÜLLER	23.766	66 D.ABT	20.251	66 D.ABT	28.649
5	33 MA Qing Hua	24.001	7 N.MÜLLER	20.255	33 MA Qing Hua	28.661
6	6 B.HARTLEY	24.774	33 MA Qing Hua	20.543	7 N.MÜLLER	29.578

Pos	Driver	Ideal Lap	Best Lap	
1	23 S.BUEMI	1:11.774	1:11.774	(1)
2	25 J.VERGNE	1:12.327	1:12.327	(2)
3	66 D.ABT	1:12.642	1:12.642	(3)
4	6 B.HARTLEY	1:13.182	1:13.182	(4)
5	33 MA Qing Hua	1:13.205	1:13.205	(5)
6	7 N.MÜLLER	1:13.599	1:13.703	(6)

Title Partner Global Partner Technical Partner Official Partners Local Partner

FIA FORMULA E CHAMPIONSHIP 2019-20

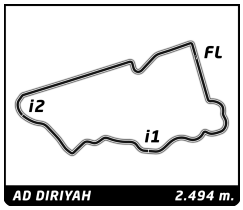

ABB FIA Formula E Championship

Round 2 - Diriyah ePrix

Qualifying Group 4

Fastest Lap Sequence

Official Timekeeper TAGHeuer

Practice Time	Driver	Team	Car	Time	Kph	Lap
3:55.829	7 Nico MÜLLER	GEOX DRAGON	Penske EV-4	**1:15.957**	118.2	2
5:03.212	6 Brendon HARTLEY	GEOX DRAGON	Penske EV-4	**1:15.165**	119.4	2
5:09.532	7 Nico MÜLLER	GEOX DRAGON	Penske EV-4	**1:13.703**	121.8	3
6:16.394	6 Brendon HARTLEY	GEOX DRAGON	Penske EV-4	**1:13.182**	122.7	3
6:25.344	23 Sébastien BUEMI	Nissan e.dams	Nissan IM02	**1:11.774**	125.1	3

Title Partner Global Partner Technical Partner Official Partners Local Partner

FIA FORMULA E CHAMPIONSHIP 2019-20

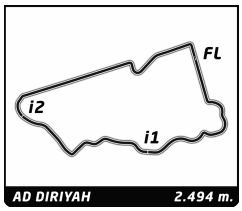

ABB FIA Formula E Championship

Round 2 - Diriyah ePrix

Qualifying Group 4

Analysis

Official Timekeeper TAGHeuer

250KW | 235KW | ~~Invalidated Lap~~ | Personal Best | Session Best | **B** Crossing the finish line in pit lane

6 Brendon HARTLEY — NZL

GEOX DRAGON — Penske EV-4

Lap	Time	Sector 1	Sector 2	Sector 3	Kph	Elapsed
1	3:48.047	2:54.832	22.704	30.511	9.3	3:48.047
2	1:15.165	25.266	20.709	29.190	119.4	5:03.212
3	1:13.182	24.774	19.942	28.466	122.7	6:16.394

7 Nico MÜLLER — CHE

GEOX DRAGON — Penske EV-4

Lap	Time	Sector 1	Sector 2	Sector 3	Kph	Elapsed
1	2:39.872	1:44.763	22.342	32.767	13.3	2:39.872
2	1:15.957	25.142	21.237	29.578	118.2	3:55.829
3	1:13.703	23.766	20.255	29.682	121.8	5:09.532

23 Sébastien BUEMI — CHE

Nissan e.dams — Nissan IM02

Lap	Time	Sector 1	Sector 2	Sector 3	Kph	Elapsed
1	3:46.919	2:52.866	22.773	31.280	9.4	3:46.919
2	1:26.651	29.445	25.623	31.583	103.6	5:13.570
3	1:11.774	23.372	20.081	28.321	125.1	6:25.344

25 Jean-Éric VERGNE — FRA

DS TECHEETAH — DS E-TENSE FE20

Lap	Time	Sector 1	Sector 2	Sector 3	Kph	Elapsed
1	4:12.921	3:19.410	22.003	31.508	8.4	4:12.921
2	1:15.569	24.175	20.620	30.774	118.8	5:28.490
3	1:12.327	23.652	20.046	28.629	124.1	6:40.817

33 MA Qing Hua — CHN

NIO 333 FE Team — NIO FE-005

Lap	Time	Sector 1	Sector 2	Sector 3	Kph	Elapsed
1	4:04.142	3:07.215	24.263	32.664	8.7	4:04.142
2	1:17.976	26.275	21.806	29.895	115.1	5:22.118
3	1:13.205	24.001	20.543	28.661	122.6	6:35.323

66 Daniel ABT — DEU

Audi Sport Abt Schaeffler Formula E Te — Audi e-tron FE06

Lap	Time	Sector 1	Sector 2	Sector 3	Kph	Elapsed
1	4:14.859	3:20.993	22.721	31.145	8.3	4:14.859
2	1:17.731	24.651	20.998	32.082	115.5	5:32.590
3	1:12.642	23.742	20.251	28.649	123.6	6:45.232

Title Partner | Global Partner | Technical Partner | Official Partners | Local Partner
ABB Julius Bär MICHELIN TAG Heuer DHL SAUDIA Allianz BOSCH enel x BOSS modis ANTOFAGASTA MINERALS

FIA FORMULA E CHAMPIONSHIP 2019-20

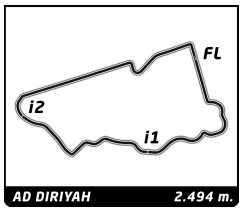

Round 2 - Diriyah ePrix

ABB FIA Formula E Championship

Qualifying Group 4

Weather Report

Official Timekeeper TAGHeuer

Air Temperature

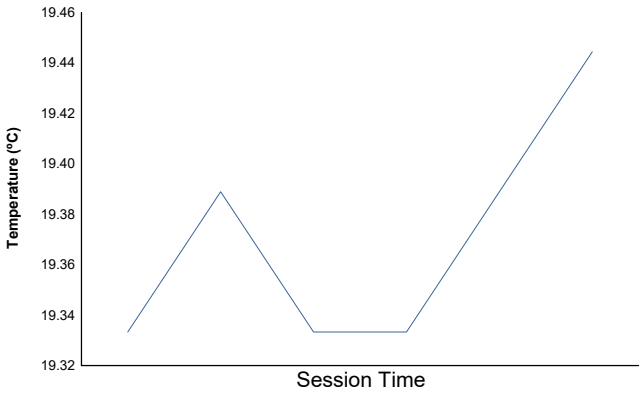

Track Temperature

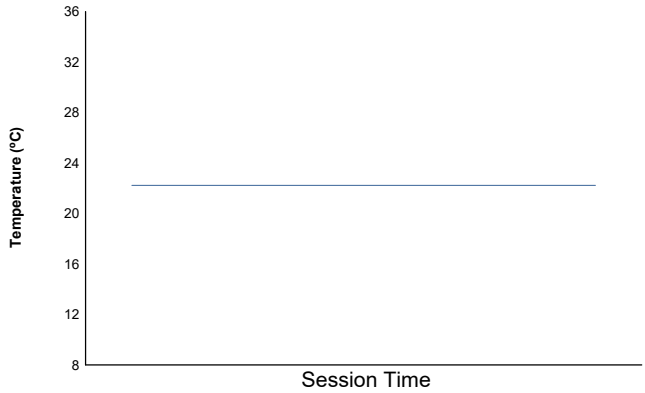

Humidity

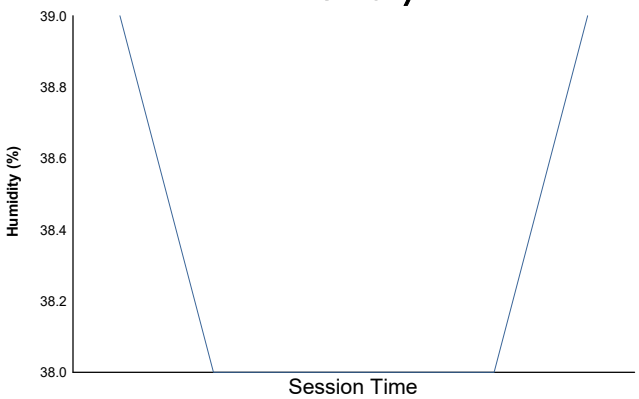

Pressure

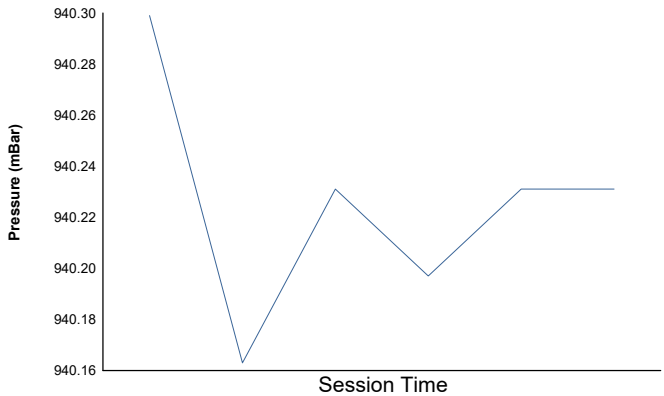

Wind Speed

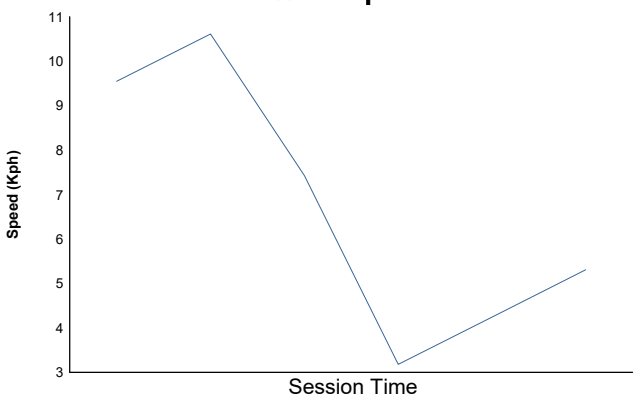

Wind direction

North = 0º/360º Est = 90º South = 180º West= 270º

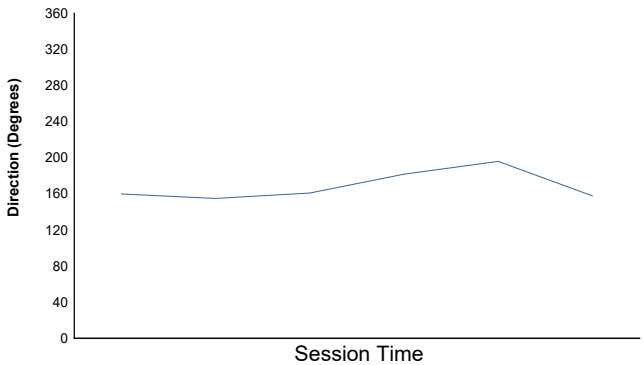

Track Status: **DRY**

Title Partner Global Partner Technical Partner Official Partners Local Partner

FIA FORMULA E CHAMPIONSHIP 2019-20

Doc No. Date: 23/11/2019 Posted at:

ABB FIA FORMULA E CHAMPIONSHIP

Round 2 - Diriyah ePrix - Super Pole

CLASSIFICATION

Official Timekeeper: TAGHeuer

POS	NO	DRIVER	NAT	TEAM	CAR	TIME	LAP	TOTAL	GAP		KPH
1	27	**Alexander SIMS**	GBR	BMW i ANDRETTI MOTORSPORT	BMW iFE.20	**1:11.476**	2	2	-	-	**125.6**
2	23	**Sébastien BUEMI**	CHE	Nissan e.dams	Nissan IM02	**1:11.696**	2	2	+0.220	+0.220	**125.2**
3	11	**Lucas DI GRASSI**	BRA	Audi Sport Abt Schaeffler Formula E Team	Audi e-tron FE06	**1:11.784**	2	3	+0.308	+0.088	**125.1**
4	20	**Mitch EVANS**	NZL	Panasonic Jaguar Racing	Jaguar I-Type IV	**1:11.929**	2	2	+0.453	+0.145	**124.8**
5	64	**Jérôme D'AMBROSIO**	BEL	Mahindra Racing	Mahindra M6Electro	**1:12.093**	2	3	+0.617	+0.164	**124.5**
6	13	**Antonio Félix DA COSTA**	PRT	DS TECHEETAH	DS E-TENSE FE20	**1:14.134**	2	2	+2.658	+2.041	**121.1**

FASTEST LAP

27	**Alexander SIMS**	GBR	BMW i ANDRETTI MOTORSPORT	BMW iFE.20	1:11.476 on Lap 2	125.6 Kph

Clerk of the Course:
Abdul Aziz Al Thawadi

Timekeeper:
Cristóbal Lopera

Series Partners:

Title Partner | Global Partner | Technical Partner | Official Partners | Local Partner

No part of these results/data may be reproduced, stored in a retrieval system or transmitted in any form or by any means electronic, mechanical, photocopying, recording, broadcasting or otherwise without prior permission of the copyright holder except for reproduction in local/national/international daily press and regular printed publications on sale to the public within 90 days of the event to which the results/data relate and provided that the copyright symbol appears together with the name of the copyright holder.

The FÉDÉRATION INTERNATIONALE DE L'AUTOMOBILE logo, FÉDÉRATION INTERNATIONALE DE L'AUTOMOBILE, FIA logo, FIA, FIA FORMULA-E CHAMPIONSHIP, FIA FORMULA-E CHAMPIONSHIP logo and related marks are protectedtrademarks of the Fédération Internationale de l'Automobile (FIA), Chemin de Blandonnet 2, 1214 Vernier, Switzerland.

©2019, Fédération Internationale de l'Automobile (FIA)

FIA FORMULA E CHAMPIONSHIP 2019-20

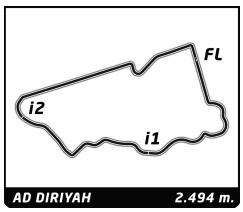

ABB FIA Formula E Championship

Round 2 - Diriyah ePrix

Super Pole

Best Sector Times

Official Timekeeper TAGHeuer

	SECTOR 1		SECTOR 2		SECTOR 3	
Pos	Driver	Time	Driver	Time	Driver	Time
1	13 A.DA COSTA	23.274	27 A.SIMS	19.753	11 L.DI GRASSI	28.277
2	27 A.SIMS	23.306	20 M.EVANS	19.880	27 A.SIMS	28.417
3	23 S.BUEMI	23.311	23 S.BUEMI	19.901	20 M.EVANS	28.432
4	11 L.DI GRASSI	23.557	11 L.DI GRASSI	19.950	64 J.D'AMBROSIO	28.436
5	20 M.EVANS	23.617	64 J.D'AMBROSIO	19.976	23 S.BUEMI	28.484
6	64 J.D'AMBROSIO	23.681	13 A.DA COSTA	20.048	13 A.DA COSTA	30.403

Pos	Driver	Ideal Lap	Best Lap	
1	27 A.SIMS	1:11.476	1:11.476	(1)
2	23 S.BUEMI	1:11.696	1:11.696	(2)
3	11 L.DI GRASSI	1:11.784	1:11.784	(3)
4	20 M.EVANS	1:11.929	1:11.929	(4)
5	64 J.D'AMBROSIO	1:12.093	1:12.093	(5)
6	13 A.DA COSTA	1:13.725	1:14.134	(6)

Title Partner Global Partner Technical Partner Official Partners Local Partner
ABB Julius Bär MICHELIN TAG Heuer DHL SAUDIA Allianz BOSCH enel x BOSS modis ANTOFAGASTA MINERALS

FIA FORMULA E CHAMPIONSHIP 2019-20

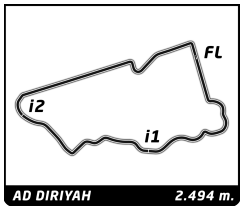

ABB FIA Formula E Championship

Round 2 - Diriyah ePrix

Super Pole

Fastest Lap Sequence

Official Timekeeper TAGHeuer

Practice Time	Driver	Team	Car	Time	Kph	Lap
2:29.546	20 Mitch EVANS	Panasonic Jaguar Racing	Jaguar I-Type IV	**1:11.929**	124.8	2
4:32.581	11 Lucas DI GRASSI	Audi Sport Abt Schaeffler Formula E Team	Audi e-tron FE06	**1:11.784**	125.1	2
6:31.268	27 Alexander SIMS	BMW i ANDRETTI MOTORSPORT	BMW iFE.20	**1:11.476**	125.6	2

Title Partner Global Partner Technical Partner Official Partners Local Partner

FIA FORMULA E CHAMPIONSHIP 2019-20

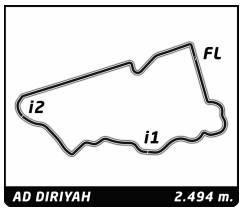

ABB FIA Formula E Championship

Round 2 - Diriyah ePrix

Super Pole

Analysis

Official Timekeeper TAGHeuer

250KW | 235KW | ~~Invalidated Lap~~ | Personal Best | Session Best | **B** Crossing the finish line in pit lane

11 Lucas DI GRASSI — BRA

Audi Sport Abt Schaeffler Formula E Te — Audi e-tron FE06

Lap	Time	Sector 1	Sector 2	Sector 3	Kph	Elapsed
1	3:20.797	2:28.521	21.713	30.563	10.6	3:20.797
2	1:11.784	23.557	19.950	28.277	125.1	4:32.581
3	4:35.049 B	27.674	22.122	3:45.253	32.6	9:07.630

13 Antonio Félix DA COSTA — PRT

DS TECHEETAH — DS E-TENSE FE20

Lap	Time	Sector 1	Sector 2	Sector 3	Kph	Elapsed
1	11:34.807	...	23.766	30.403	3.1	11:34.807
2	1:14.134	23.274	20.048	30.812	121.1	12:48.941

20 Mitch EVANS — NZL

Panasonic Jaguar Racing — Jaguar I-Type IV

Lap	Time	Sector 1	Sector 2	Sector 3	Kph	Elapsed
1	1:17.617	26.094	21.326	30.197	27.4	1:17.617
2	1:11.929	23.617	19.880	28.432	124.8	2:29.546

23 Sébastien BUEMI — CHE

Nissan e.dams — Nissan IM02

Lap	Time	Sector 1	Sector 2	Sector 3	Kph	Elapsed
1	9:26.939	8:34.556	22.370	30.013	3.8	9:26.939
2	1:11.696	23.311	19.901	28.484	125.2	10:38.635

27 Alexander SIMS — GBR

BMW i ANDRETTI MOTORSPORT — BMW iFE.20

Lap	Time	Sector 1	Sector 2	Sector 3	Kph	Elapsed
1	5:19.792	4:30.418	20.790	28.584	6.7	5:19.792
2	1:11.476	23.306	19.753	28.417	125.6	6:31.268

64 Jérôme D'AMBROSIO — BEL

Mahindra Racing — Mahindra M6Electro

Lap	Time	Sector 1	Sector 2	Sector 3	Kph	Elapsed
1	7:21.859	6:29.822	21.475	30.562	4.8	7:21.859
2	1:12.093	23.681	19.976	28.436	124.5	8:33.952
3	4:03.277 B	26.590	22.637	3:14.050	36.9	12:37.229

Title Partner | Global Partner | Technical Partner | Official Partners | Local Partner
ABB Julius Bär MICHELIN TAG Heuer DHL SAUDIA Allianz BOSCH enel x BOSS modis ANTOFAGASTA MINERALS

FIA FORMULA E CHAMPIONSHIP 2019-20

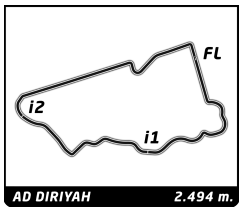

Round 2 - Diriyah ePrix

ABB FIA Formula E Championship

Super Pole

Weather Report

Official Timekeeper TAGHeuer

Air Temperature

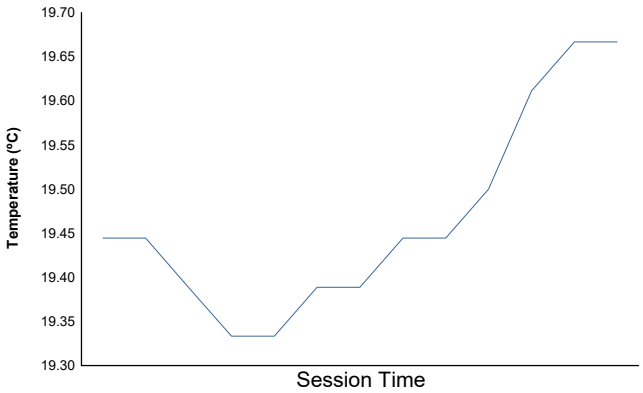

Track Temperature



Humidity

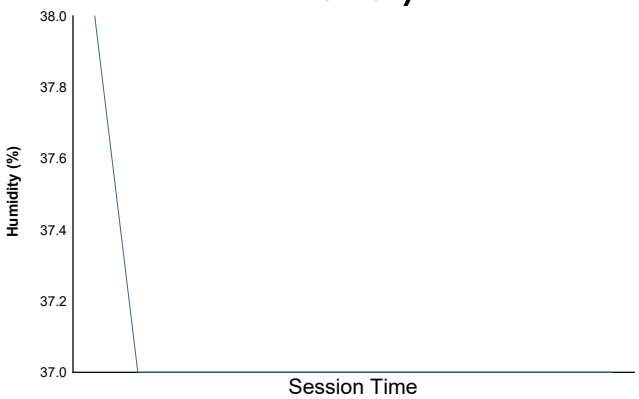

Pressure

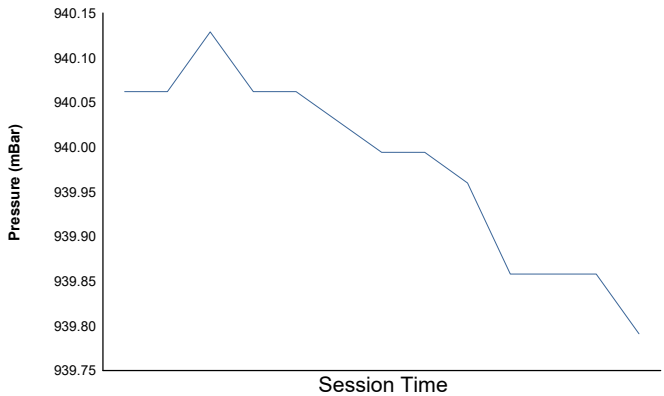

Wind Speed

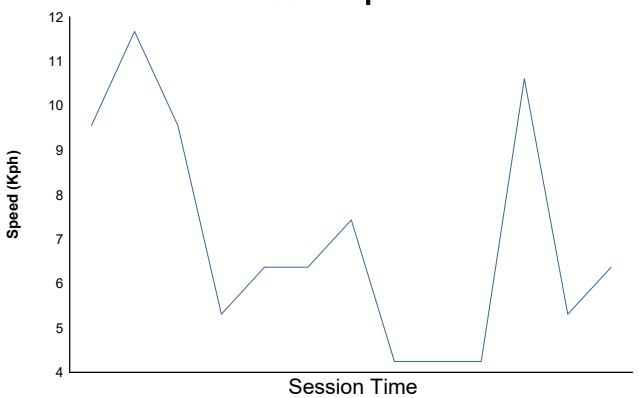

Wind direction

North = 0º/360º Est = 90º South = 180º West= 270º

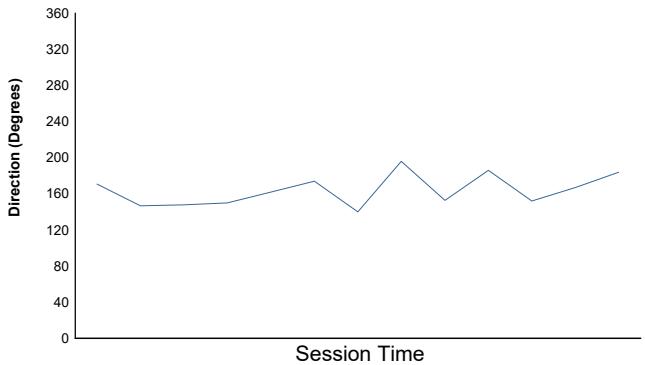

Track Status: **DRY**

Title Partner Global Partner Technical Partner Official Partners Local Partner

FIA FORMULA E CHAMPIONSHIP 2019-20

Doc No. Date: 23/11/2019 Posted at:

ABB FIA FORMULA E CHAMPIONSHIP

Round 2 - Diriyah ePrix - Qualifying - Superpole

FINAL CLASSIFICATION

Official Timekeeper: TAGHeuer

POS	NO	DRIVER	NAT	TEAM	GROUPS	SUPER POLE	TIME	GAP	
1	27	**Alexander SIMS**	GBR	BMW i ANDRETTI MOTORSPORT	1:11.858	**1:11.476**	1:11.476		
2	23	**Sébastien BUEMI**	CHE	Nissan e.dams	1:11.774	**1:11.696**	1:11.696	0.220	0.220
3	11	**Lucas DI GRASSI**	BRA	Audi Sport Abt Schaeffler Formula E Team	1:11.939	**1:11.784**	1:11.784	0.308	0.088
4	64	**Jérôme D'AMBROSIO**	BEL	Mahindra Racing	1:11.835	**1:12.093**	1:12.093	0.617	0.309
5	13	**Antonio Félix DA COSTA**	PRT	DS TECHEETAH	1:11.418	**1:14.134**	1:14.134	2.658	2.041
6	20	**Mitch EVANS**	NZL	Panasonic Jaguar Racing	1:11.972				
7	2	**Sam BIRD**	GBR	Envision Virgin Racing	**1:12.007**		1:12.007		
8	48	**Edoardo MORTARA**	CHE	ROKiT Venturi Racing	**1:12.008**		1:12.008	0.001	0.001
9	28	**Maximilian GÜNTHER**	DEU	BMW i ANDRETTI MOTORSPORT	**1:12.051**		1:12.051	0.044	0.043
10	36	**André LOTTERER**	DEU	TAG Heuer Porsche Formula E Team	**1:12.153**		1:12.153	0.146	0.102
11	25	**Jean-Éric VERGNE**	FRA	DS TECHEETAH	**1:12.327**		1:12.327	0.320	0.174
12	5	**Stoffel VANDOORNE**	BEL	Mercedes-Benz EQ Formula E Team	**1:12.422**		1:12.422	0.415	0.095
13	4	**Robin FRIJNS**	NLD	Envision Virgin Racing	**1:12.454**		1:12.454	0.447	0.032
14	94	**Pascal WEHRLEIN**	DEU	Mahindra Racing	**1:12.635**		1:12.635	0.628	0.181
15	66	**Daniel ABT**	DEU	Audi Sport Abt Schaeffler Formula E Team	**1:12.642**		1:12.642	0.635	0.007
16	19	**Felipe MASSA**	BRA	ROKiT Venturi Racing	**1:12.656**		1:12.656	0.649	0.014
17	22	**Oliver ROWLAND**	GBR	Nissan e.dams	**1:12.660**		1:12.660	0.653	0.004
18	3	**Oliver TURVEY**	GBR	NIO 333 FE Team	**1:12.671**		1:12.671	0.664	0.011
19	18	**Neel JANI**	CHE	TAG Heuer Porsche Formula E Team	**1:12.732**		1:12.732	0.725	0.061
20	6	**Brendon HARTLEY**	NZL	GEOX DRAGON	**1:13.182**		1:13.182	1.175	0.450
21	33	**MA Qing Hua**	CHN	NIO 333 FE Team	**1:13.205**		1:13.205	1.198	0.023
22	51	**James CALADO**	GBR	Panasonic Jaguar Racing	**1:13.430**		1:13.430	1.423	0.225
23	7	**Nico MÜLLER**	CHE	GEOX DRAGON	**1:13.703**		1:13.703	1.696	0.273
24	17	**Nyck DE VRIES**	NLD	Mercedes-Benz EQ Formula E Team	**1:14.082**		1:14.082	2.075	0.379

Car 20 - Cancellation of the Super Pole Times - Stewards Decision No.26

Stewards:
Michael Schwägerl Achim Loth Hasan Abdali

Timekeeper:
Cristóbal Lopera

Series Partners:

Title Partner Global Partner Technical Partner Official Partners Local Partner

No part of these results/data may be reproduced, stored in a retrieval system or transmitted in any form or by any means electronic, mechanical, photocopying, recording, broadcasting or otherwise without prior permission of the copyright holder except for reproduction in local/national/international daily press and regular printed publications on sale to the public within 90 days of the event to which the results/data relate and provided that the copyright symbol appears together with the name of the copyright holder.

The FÉDÉRATION INTERNATIONALE DE L'AUTOMOBILE logo, FÉDÉRATION INTERNATIONALE DE L'AUTOMOBILE, FIA logo, FIA, FIA FORMULA-E CHAMPIONSHIP, FIA FORMULA-E CHAMPIONSHIP logo and related marks are protectedtrademarks of the Fédération Internationale de l'Automobile (FIA), Chemin de Blandonnet 2, 1214 Vernier, Switzerland.

©2019, Fédération Internationale de l'Automobile (FIA)

FIA FORMULA E CHAMPIONSHIP 2019-20

Doc No. Date: 23/11/2019 Posted at:

ABB FIA FORMULA E CHAMPIONSHIP

Round 2 - Diriyah ePrix - Qualifying

CLASSIFICATION

Official Timekeeper: TAGHeuer

POS	NO	DRIVER	NAT	TEAM	TIME	GAP		SESSION
1	13	Antonio Félix DA COSTA	PRT	DS TECHEETAH	1:11.418			Qualifying Group 3
2	23	Sébastien BUEMI	CHE	Nissan e.dams	1:11.774	0.356	0.356	Qualifying Group 4
3	64	Jérôme D'AMBROSIO	BEL	Mahindra Racing	1:11.835	0.417	0.061	Qualifying Group 2
4	27	Alexander SIMS	GBR	BMW i ANDRETTI MOTORSPORT	1:11.858	0.440	0.023	Qualifying Group 2
5	11	Lucas DI GRASSI	BRA	Audi Sport Abt Schaeffler Formula E Team	1:11.939	0.521	0.081	Qualifying Group 3
6	20	Mitch EVANS	NZL	Panasonic Jaguar Racing	1:11.972	0.554	0.033	Qualifying Group 2
7	2	Sam BIRD	GBR	Envision Virgin Racing	1:12.007	0.589	0.035	Qualifying Group 1
8	48	Edoardo MORTARA	CHE	ROKiT Venturi Racing	1:12.008	0.590	0.001	Qualifying Group 2
9	28	Maximilian GÜNTHER	DEU	BMW i ANDRETTI MOTORSPORT	1:12.051	0.633	0.043	Qualifying Group 3
10	36	André LOTTERER	DEU	TAG Heuer Porsche Formula E Team	1:12.153	0.735	0.102	Qualifying Group 1
11	25	Jean-Éric VERGNE	FRA	DS TECHEETAH	1:12.327	0.909	0.174	Qualifying Group 4
12	5	Stoffel VANDOORNE	BEL	Mercedes-Benz EQ Formula E Team	1:12.422	1.004	0.095	Qualifying Group 1
13	4	Robin FRIJNS	NLD	Envision Virgin Racing	1:12.454	1.036	0.032	Qualifying Group 1
14	94	Pascal WEHRLEIN	DEU	Mahindra Racing	1:12.635	1.217	0.181	Qualifying Group 2
15	66	Daniel ABT	DEU	Audi Sport Abt Schaeffler Formula E Team	1:12.642	1.224	0.007	Qualifying Group 4
16	19	Felipe MASSA	BRA	ROKiT Venturi Racing	1:12.656	1.238	0.014	Qualifying Group 2
17	22	Oliver ROWLAND	GBR	Nissan e.dams	1:12.660	1.242	0.004	Qualifying Group 1
18	3	Oliver TURVEY	GBR	NIO 333 FE Team	1:12.671	1.253	0.011	Qualifying Group 3
19	18	Neel JANI	CHE	TAG Heuer Porsche Formula E Team	1:12.732	1.314	0.061	Qualifying Group 3
20	6	Brendon HARTLEY	NZL	GEOX DRAGON	1:13.182	1.764	0.450	Qualifying Group 4
21	33	MA Qing Hua	CHN	NIO 333 FE Team	1:13.205	1.787	0.023	Qualifying Group 4
22	51	James CALADO	GBR	Panasonic Jaguar Racing	1:13.430	2.012	0.225	Qualifying Group 3
23	7	Nico MÜLLER	CHE	GEOX DRAGON	1:13.703	2.285	0.273	Qualifying Group 4
24	17	Nyck DE VRIES	NLD	Mercedes-Benz EQ Formula E Team	1:14.082	2.664	0.379	Qualifying Group 1

Clerk of the Course:
Abdul Aziz Al Thawadi

Timekeeper:
Cristóbal Lopera

Series Partners:

Title Partner | Global Partner | Technical Partner | Official Partners | Local Partner

No part of these results/data may be reproduced, stored in a retrieval system or transmitted in any form or by any means electronic, mechanical, photocopying, recording, broadcasting or otherwise without prior permission of the copyright holder except for reproduction in local/national/international daily press and regular printed publications on sale to the public within 90 days of the event to which the results/data relate and provided that the copyright symbol appears together with the name of the copyright holder.

The FÉDÉRATION INTERNATIONALE DE L'AUTOMOBILE logo, FÉDÉRATION INTERNATIONALE DE L'AUTOMOBILE, FIA logo, FIA, FIA FORMULA-E CHAMPIONSHIP, FIA FORMULA-E CHAMPIONSHIP logo and related marks are protectedtrademarks of the Fédération Internationale de l'Automobile (FIA), Chemin de Blandonnet 2, 1214 Vernier, Switzerland.

©2019, Fédération Internationale de l'Automobile (FIA)

FIA FORMULA E CHAMPIONSHIP 2019-20

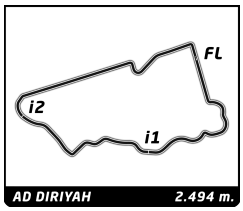

ABB FIA Formula E Championship

Round 2 - Diriyah ePrix

Race (45' +1 lap)

Final Starting Grid

Official Timekeeper TAGHeuer

1:12.327	Jean-Éric VERGNE	DS TECHEETAH	25	- 12 -	17	Mercedes-Benz EQ Formula E Team	1:14.082 Nyck DE VRIES
1:13.703	Nico MÜLLER	GEOX DRAGON	7	- 11 -	51	Panasonic Jaguar Racing	1:13.430 James CALADO
1:13.205	MA Qing Hua	NIO 333 FE Team	33	- 10 -	6	GEOX DRAGON	1:13.182 Brendon HARTLEY
1:12.732	Neel JANI	TAG Heuer Porsche Formula E Team	18	- 9 -	3	NIO 333 FE Team	1:12.671 Oliver TURVEY
1:12.660	Oliver ROWLAND	Nissan e.dams	22	- 8 -	19	ROKiT Venturi Racing	1:12.656 Felipe MASSA
1:12.642	Daniel ABT	Audi Sport Abt Schaeffler Formula E Team	66	- 7 -	94	Mahindra Racing	1:12.635 Pascal WEHRLEIN
1:12.454	Robin FRIJNS	Envision Virgin Racing	4	- 6 -	5	Mercedes-Benz EQ Formula E Team	1:12.422 Stoffel VANDOORNE
1:12.153	André LOTTERER	TAG Heuer Porsche Formula E Team	36	- 5 -	28	BMW i ANDRETTI MOTORSPORT	1:12.051 Maximilian GÜNTHER
1:12.008	Edoardo MORTARA	ROKiT Venturi Racing	48	- 4 -	2	Envision Virgin Racing	1:12.007 Sam BIRD
	Mitch EVANS	Panasonic Jaguar Racing	20	- 3 -	13	DS TECHEETAH	1:14.134 Antonio Félix DA COSTA
1:12.093	Jérôme D'AMBROSIO	Mahindra Racing	64	- 2 -	11	Audi Sport Abt Schaeffler Formula E Team	1:11.784 Lucas DI GRASSI
1:11.696	Sébastien BUEMI	Nissan e.dams	23	- 1 -	27	BMW i ANDRETTI MOTORSPORT	1:11.476 Alexander SIMS

Pole

Car 25 - Drop of 20 Grid positions - Stewards Decision No.25

Stewards:			Timekeeper:
Michael Schwägerl	Achim Loth	Hasan Abdali	Cristóbal Lopera

Title Partner Global Partner Technical Partner Official Partners Local Partner
ABB Julius Bär MICHELIN TAG Heuer DHL SAUDIA Allianz BOSCH enel x BOSS modis ANTOFAGASTA MINERALS

FIA FORMULA E CHAMPIONSHIP 2019-20

Doc No. Date: 23/11/2019 Posted at:

ABB FIA FORMULA E CHAMPIONSHIP

Round 2 - Diriyah ePrix - Race (45' +1 lap)

FINAL CLASSIFICATION

Official Timekeeper: TAGHeuer

POS	PTS	NO	DRIVER	NAT	TEAM	VEHICLE	LAPS	TIME	GAP	KPH	Best	Lap
1	(28)	27	A. SIMS	GBR	BMW i ANDRETTI MOTORSPORT	BMW iFE.20	30	46:48.327	-	96.7	1:13.088	19
2	(18)	11	L. DI GRASSI	BRA	Audi Sport Abt Schaeffler Formula E Team	Audi e-tron FE06	30	46:51.144	+2.817	96.6	1:12.499	19
3	(15)	5	S. VANDOORNE	BEL	Mercedes-Benz EQ Formula E Team	Mercedes-Benz EQ Silver Arrow 01	30	46:51.908	+3.581	96.5	1:12.713	12
4	(12)	48	E. MORTARA	CHE	ROKiT Venturi Racing	Mercedes-Benz EQ Silver Arrow 01	30	46:52.621	+4.294	96.5	1:13.146	25
5	(10)	22	O. ROWLAND	GBR	Nissan e.dams	Nissan IM02	30	46:53.802	+5.475	96.5	1:13.141	30
6	(8)	66	D. ABT	DEU	Audi Sport Abt Schaeffler Formula E Team	Audi e-tron FE06	30	47:05.269	+16.942	96.1	1:13.514	26
7	(6)	51	J. CALADO	GBR	Panasonic Jaguar Racing	Jaguar I-Type IV	30	47:05.548	+17.221	96.1	1:13.678	26
8	(4)	25	J. VERGNE	FRA	DS TECHEETAH	DS E-TENSE FE20	30	47:07.721	+19.394	96.0	1:12.810	30
9	(2)	6	B. HARTLEY	NZL	GEOX DRAGON	Penske EV-4	30	47:09.029	+20.702	96.0	1:13.070	29
10	(2)	13	A. DA COSTA	PRT	DS TECHEETAH	DS E-TENSE FE20	30	47:10.961	+22.634	95.9	1:12.481	30
11		28	M. GÜNTHER	DEU	BMW i ANDRETTI MOTORSPORT	BMW iFE.20	30	47:13.710	+25.383	95.8	1:12.788	19
12		23	S. BUEMI	CHE	Nissan e.dams	Nissan IM02	30	47:14.618	+26.291	95.8	1:12.614	28
13		18	N. JANI	CHE	TAG Heuer Porsche Formula E Team	Porsche 99X Electric	30	47:15.820	+27.493	95.7	1:13.909	25
14		36	A. LOTTERER	DEU	TAG Heuer Porsche Formula E Team	Porsche 99X Electric	30	47:17.373	+29.046	95.7	1:13.114	25
15		94	P. WEHRLEIN	DEU	Mahindra Racing	Mahindra M6Electro	30	47:23.617	+35.290	95.5	1:13.207	26
16		17	N. DE VRIES	NLD	Mercedes-Benz EQ Formula E Team	Mercedes-Benz EQ Silver Arrow 01	30	47:24.645	+36.318	95.4	1:13.041	30
17		19	F. MASSA	BRA	ROKiT Venturi Racing	Mercedes-Benz EQ silver Arrow 01	30	47:34.085	+45.758	95.1	1:13.156	29
18		20	M. EVANS	NZL	Panasonic Jaguar Racing	Jaguar I-Type IV	30	47:49.432	+1:01.105	94.6	1:13.324	29
19		33	. MA QING HUA	CHN	NIO 333 FE Team	NIO FE-005	30	48:16.492	+1:28.165	93.7	1:14.216	25

NOT CLASSIFIED

		7	N. MÜLLER	CHE	GEOX DRAGON	Penske EV-4	28	45:09.814		1:14.344	24
		4	R. FRIJNS	NLD	Envision Virgin Racing	Audi e-tron FE06	18	27:09.645		1:13.031	13
		2	S. BIRD	GBR	Envision Virgin Racing	Audi e-tron FE06	13	16:45.189		1:14.261	12
		64	J. D'AMBROSIO	BEL	Mahindra Racing	Mahindra M6Electro					

DISQUALIFIED

		3	O. TURVEY	GBR	NIO 333 FE Team	NIO FE-005	30	47:04.871		1:13.838	28

POLE POSITION

		27	A. SIMS	GBR	BMW i ANDRETTI MOTORSPORT	BMW iFE.20		1:11.476			

FASTEST LAP

		13	A. DA COSTA	PRT	DS TECHEETAH	DS E-TENSE FE20		1:12.481 on Lap 30		123.9 Kph	

FASTEST LAP IN TOP 10

		13	A. DA COSTA	PRT	DS TECHEETAH	DS E-TENSE FE20		1:12.481 on Lap 30		123.9 Kph	

Car 33 - 5 seconds penalty - Stewards Decision No.28
Car 23 - 10 seconds penalty - Stewards Decision No.31
Cars 4-17-19-20-28-33 and 36 Drive through penalty converted in 24 seconds Penalty - Stewards Decision No.34-35-36-37-40-41-42 and 43
Car 17 - 5 seconds penalty - Stewards Decision No.38 - Technical Infringement
Car 3 - Disqualified from Race results - Stewards Decision No.39

Stewards:
Michael Schwägerl Achim Loth Hasan Abdali

Timekeeper:
Cristóbal Lopera

Series Partners:

Title Partner Global Partner Technical Partner Official Partners Local Partner

No part of these results/data may be reproduced, stored in a retrieval system or transmitted in any form or by any means electronic, mechanical, photocopying, recording, broadcasting or otherwise without prior permission of the copyright holder except for reproduction in local/national/international daily press and regular printed publications on sale to the public within 90 days of the event to which the results/data relate and provided that the copyright symbol appears together with the name of the copyright holder.

The FÉDÉRATION INTERNATIONALE DE L'AUTOMOBILE logo, FÉDÉRATION INTERNATIONALE DE L'AUTOMOBILE, FIA logo, FIA, FIA FORMULA-E CHAMPIONSHIP, FIA FORMULA-E CHAMPIONSHIP logo and related marks are protectedtrademarks of the Fédération Internationale de l'Automobile (FIA), Chemin de Blandonnet 2, 1214 Vernier, Switzerland.

©2019, Fédération Internationale de l'Automobile (FIA)

FIA FORMULA E CHAMPIONSHIP 2019-20

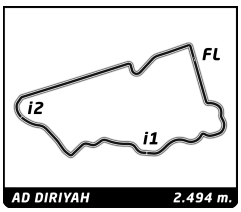

ABB FIA Formula E Championship

Round 2 - Diriyah ePrix

Race

Lap Chart

Official Timekeeper TAGHeuer

LAP

Nr	Pos	Grid	0	1	2	3	4	5	6	7	8	9	10	11	12	13	14	15	16	17	18	19	20	21	22	23	24	25	26	27	28	29	30
27	1	27	27	27	27	27	27	27	27	27	27	27	27	27	27	27	27	27	27	27	27	27	27	27	27	27	27	27	27	27	27	27	27
23	2	23	23	23	23	23	23	23	23	23	23	13	13	13	13	11	13	13	13	13	11	11	11	11	28	28	28	28	28	28	28	28	28
11	3	11	11	11	11	11	11	11	13	13	13	11	11	11	11	13	11	11	28	11	28	28	28	28	5	11	11	11	11	11	11	11	11
64	4	64	13	13	13	13	13	13	11	11	11	2	2	2	2	2	5	5	11	28	5	5	5	5	11	5	5	5	5	5	5	5	5
13	5	13	20	20	20	20	20	20	20	20	2	20	20	20	20	20	28	28	5	5	4	48	48	48	48	48	48	48	48	48	48	48	48
20	6	20	2	2	2	2	2	2	2	2	20	48	48	48	48	5	48	48	48	48	48	36	36	36	36	36	36	36	36	36	36	36	36
2	7	2	48	48	48	48	48	48	48	48	48	28	28	28	5	28	20	4	4	4	36	19	19	22	22	22	22	22	22	22	22	22	22
48	8	48	28	28	28	28	28	28	28	28	28	5	5	5	28	48	4	36	36	36	19	22	22	23	17	17	17	17	17	17	17	17	17
28	9	28	5	5	5	5	5	5	5	5	5	94	94	94	94	94	36	94	19	19	22	23	23	17	23	23	23	23	23	23	23	23	23
36	10	36	94	94	94	94	94	94	94	94	94	36	36	36	36	4	94	19	22	22	23	17	17	33	33	3	3	3	3	3	3	3	3
5	11	5	36	36	36	36	36	36	36	36	36	4	4	4	4	36	19	22	23	23	13	51	51	51	3	66	66	66	66	66	66	66	66
4	12	4	4	4	4	4	4	4	4	4	4	19	19	19	19	19	22	23	33	33	17	33	33	3	51	51	51	51	51	51	51	51	51
94	13	94	19	19	19	19	19	19	19	19	19	66	66	66	22	22	23	3	17	17	33	3	3	6	66	33	33	33	33	25	25	25	25
66	14	66	66	66	66	66	66	66	66	66	66	23	23	22	23	23	3	17	3	51	51	6	6	66	6	6	6	6	6	6	6	6	6
19	15	19	3	3	3	3	22	22	22	22	22	22	22	23	3	3	17	51	51	3	3	66	66	18	18	18	18	18	25	19	19	19	19
22	16	22	22	22	22	22	3	3	3	3	3	3	3	3	17	17	51	6	6	6	6	18	18	25	19	19	19	19	18	33	13	13	13
3	17	3	6	51	51	51	51	51	51	51	51	51	51	51	51	51	6	18	18	18	66	25	25	19	20	7	7	25	19	13	18	18	18
18	18	18	51	6	6	6	17	17	17	17	17	17	17	17	18	6	18	33	7	66	18	7	7	20	25	13	25	7	13	18	33	33	33
6	19	6	18	18	18	17	18	18	18	18	18	18	18	18	6	18	33	7	66	7	25	20	20	7	7	25	13	13	7	7	94	94	94
33	20	33	33	33	17	18	6	6	6	6	33	33	6	6	66	33	7	66	25	25	7	13	13	13	13	94	94	94	94	94	20	20	20
51	21	51	7	17	33	33	33	33	33	33	7	6	33	33	33	7	66	25	20	20	20	94	94	94	94	20	20	20	20	20	7		
7	22	7	17	7	7	7	7	7	7	7	6	7	7	7	7	66	25	20	94	94	94												
17	23	17	25	25	25	25	25	25	25	25	25	25	25	25	25	25																	
25	24	25																															

Title Partner Global Partner Technical Partner Official Partners Local Partner
ABB Julius Bär MICHELIN TAG Heuer DHL SAUDIA Allianz BOSCH enel x BOSS modis ANTOFAGASTA MINERALS

FIA FORMULA E CHAMPIONSHIP 2019-20

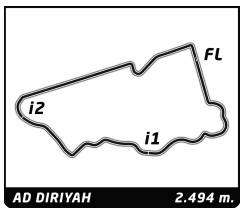

ABB FIA Formula E Championship

Round 2 - Diriyah ePrix

Race

Best Sector Times

Official Timekeeper TAGHeuer

	SECTOR 1			SECTOR 2			SECTOR 3							
Pos		Driver	Time		Driver	Time		Driver	Time	Pos		Driver	Ideal Lap	Best Lap
1	23	S.BUEMI	23.481	23	S.BUEMI	20.057	11	L.DI GRASSI	28.575	1	23	S.BUEMI	1:12.378	1:12.614 (3)
2	25	J.VERGNE	23.520	13	A.DA COSTA	20.183	5	S.VANDOORNE	28.628	2	13	A.DA COSTA	1:12.417	1:12.481 (1)
3	13	A.DA COSTA	23.576	27	A.SIMS	20.221	22	O.ROWLAND	28.646	3	11	L.DI GRASSI	1:12.469	1:12.499 (2)
4	11	L.DI GRASSI	23.625	36	A.LOTTERER	20.228	4	R.FRIJNS	28.649	4	25	J.VERGNE	1:12.553	1:12.810 (6)
5	6	B.HARTLEY	23.645	25	J.VERGNE	20.238	13	A.DA COSTA	28.658	5	22	O.ROWLAND	1:12.684	1:13.141 (12)
6	27	A.SIMS	23.673	11	L.DI GRASSI	20.269	48	E.MORTARA	28.692	6	5	S.VANDOORNE	1:12.713	1:12.713 (4)
7	36	A.LOTTERER	23.725	28	M.GÜNTHER	20.272	94	P.WEHRLEIN	28.700	7	28	M.GÜNTHER	1:12.766	1:12.788 (5)
8	22	O.ROWLAND	23.729	19	F.MASSA	20.287	28	M.GÜNTHER	28.726	8	27	A.SIMS	1:12.864	1:13.088 (10)
9	28	M.GÜNTHER	23.768	5	S.VANDOORNE	20.296	17	N.DE VRIES	28.774	9	94	P.WEHRLEIN	1:12.874	1:13.207 (15)
10	20	M.EVANS	23.771	6	B.HARTLEY	20.302	25	J.VERGNE	28.795	10	17	N.DE VRIES	1:12.906	1:13.041 (8)
11	5	S.VANDOORNE	23.789	22	O.ROWLAND	20.309	23	S.BUEMI	28.840	11	6	B.HARTLEY	1:12.966	1:13.070 (9)
12	19	F.MASSA	23.789	17	N.DE VRIES	20.334	20	M.EVANS	28.960	12	48	E.MORTARA	1:12.972	1:13.146 (13)
13	17	N.DE VRIES	23.798	66	D.ABT	20.373	27	A.SIMS	28.970	13	36	A.LOTTERER	1:12.993	1:13.114 (11)
14	94	P.WEHRLEIN	23.801	94	P.WEHRLEIN	20.373	6	B.HARTLEY	29.019	14	4	R.FRIJNS	1:13.031	1:13.031 (7)
15	66	D.ABT	23.876	48	E.MORTARA	20.377	19	F.MASSA	29.032	15	19	F.MASSA	1:13.108	1:13.156 (14)
16	51	J.CALADO	23.888	20	M.EVANS	20.379	36	A.LOTTERER	29.040	16	20	M.EVANS	1:13.110	1:13.324 (16)
17	48	E.MORTARA	23.903	4	R.FRIJNS	20.435	7	N.MÜLLER	29.077	17	66	D.ABT	1:13.371	1:13.514 (17)
18	18	N.JANI	23.919	3	O.TURVEY	20.459	3	O.TURVEY	29.081	18	3	O.TURVEY	1:13.471	1:13.838 (19)
19	3	O.TURVEY	23.931	51	J.CALADO	20.543	51	J.CALADO	29.083	19	51	J.CALADO	1:13.514	1:13.678 (18)
20	4	R.FRIJNS	23.947	33	MA Qing Hua	20.560	33	MA Qing Hua	29.096	20	7	N.MÜLLER	1:13.774	1:14.344 (23)
21	7	N.MÜLLER	24.054	18	N.JANI	20.580	66	D.ABT	29.122	21	18	N.JANI	1:13.783	1:13.909 (20)
22	2	S.BIRD	24.105	2	S.BIRD	20.614	18	N.JANI	29.284	22	33	MA Qing Hua	1:13.983	1:14.216 (21)
23	33	MA Qing Hua	24.327	7	N.MÜLLER	20.643	2	S.BIRD	29.381	23	2	S.BIRD	1:14.100	1:14.261 (22)

Title Partner Global Partner Technical Partner Official Partners Local Partner

FIA FORMULA E CHAMPIONSHIP 2019-20

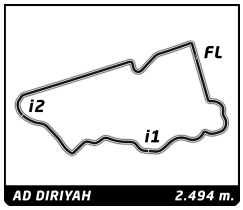

ABB FIA Formula E Championship

Round 2 - Diriyah ePrix

Race

Fastest Lap Sequence

Official Timekeeper TAGHeuer

Practice Time	Driver	Team	Car	Time	Kph	Lap
1:42.056	27 Alexander SIMS	BMW i ANDRETTI MOTORSPORT	BMW iFE.20	**1:18.801**	113.9	1
2:58.939	27 Alexander SIMS	BMW i ANDRETTI MOTORSPORT	BMW iFE.20	**1:16.883**	116.8	2
3:00.439	23 Sébastien BUEMI	Nissan e.dams	Nissan IM02	**1:16.618**	117.2	2
4:14.411	27 Alexander SIMS	BMW i ANDRETTI MOTORSPORT	BMW iFE.20	**1:15.472**	119.0	3
4:27.178	17 Nyck DE VRIES	Mercedes-Benz EQ Formula E Team	Mercedes-Benz EQ Silver Arrow 01	**1:15.360**	119.1	3
5:29.559	27 Alexander SIMS	BMW i ANDRETTI MOTORSPORT	BMW iFE.20	**1:15.148**	119.5	4
5:32.103	11 Lucas DI GRASSI	Audi Sport Abt Schaeffler Formula E Team	Audi e-tron FE06	**1:15.071**	119.6	4
6:44.480	27 Alexander SIMS	BMW i ANDRETTI MOTORSPORT	BMW iFE.20	**1:14.921**	119.8	5
6:47.603	13 Antonio Félix DA COSTA	DS TECHEETAH	DS E-TENSE FE20	**1:14.698**	120.2	5
7:59.149	27 Alexander SIMS	BMW i ANDRETTI MOTORSPORT	BMW iFE.20	**1:14.669**	120.2	6
8:01.122	23 Sébastien BUEMI	Nissan e.dams	Nissan IM02	**1:14.561**	120.4	6
9:16.802	13 Antonio Félix DA COSTA	DS TECHEETAH	DS E-TENSE FE20	**1:14.430**	120.6	7
10:29.358	27 Alexander SIMS	BMW i ANDRETTI MOTORSPORT	BMW iFE.20	**1:14.030**	121.3	8
12:57.403	27 Alexander SIMS	BMW i ANDRETTI MOTORSPORT	BMW iFE.20	**1:13.947**	121.4	10
14:31.162	17 Nyck DE VRIES	Mercedes-Benz EQ Formula E Team	Mercedes-Benz EQ Silver Arrow 01	**1:13.724**	121.8	11
15:33.120	5 Stoffel VANDOORNE	Mercedes-Benz EQ Formula E Team	Mercedes-Benz EQ Silver Arrow 01	**1:12.713**	123.5	12
27:54.822	11 Lucas DI GRASSI	Audi Sport Abt Schaeffler Formula E Team	Audi e-tron FE06	**1:12.499**	123.8	19
47:10.961	13 Antonio Félix DA COSTA	DS TECHEETAH	DS E-TENSE FE20	**1:12.481**	123.9	30

Title Partner Global Partner Technical Partner Official Partners Local Partner

FIA FORMULA E CHAMPIONSHIP 2019-20

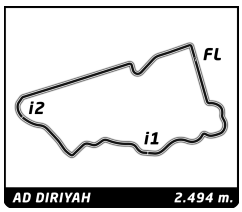

ABB FIA Formula E Championship

Round 2 - Diriyah ePrix

Race

Analysis by lap

Official Timekeeper TAGHeuer

Lapped

Lap 0

Nr	Lap Time	Gap
27	23.255	
23	24.445	1.190
11	24.724	1.469
13	25.316	2.061
20	25.648	2.393
2	26.134	2.879
48	26.625	3.370
28	27.168	3.913
5	27.223	3.968
94	27.611	4.356
36	28.011	4.756
4	28.148	4.893
19	28.590	5.335
66	28.707	5.452
3	29.166	5.911
22	29.531	6.276
6	29.669	6.414
51	30.112	6.857
18	30.140	6.885
33	30.561	7.306
7	30.655	7.400
17	30.959	7.704
25	31.567	8.312

Lap 1

Nr	Lap Time	Gap
27	1:18.801	
23	1:19.376	1.765
11	1:19.545	2.213
13	1:19.586	2.846
20	1:19.727	3.319
2	1:19.503	3.581
48	1:19.687	4.256
28	1:19.384	4.496
5	1:19.734	4.901
94	1:19.655	5.210
36	1:19.556	5.511
4	1:19.795	5.887
19	1:19.856	6.390
66	1:20.080	6.731
3	1:20.526	7.636
22	1:21.378	8.853
51	1:21.657	9.713
6	1:22.664	10.277
18	1:22.587	10.671
33	1:22.867	11.372
17	1:23.128	12.031
7	1:24.129	12.728
25	1:32.592	22.103

Lap 2

Nr	Lap Time	Gap
27	1:16.883	
23	1:16.618	1.500
11	1:16.724	2.054
13	1:16.702	2.665
20	1:16.668	3.104
2	1:16.730	3.428
48	1:17.048	4.421
28	1:17.223	4.836
5	1:17.379	5.397
94	1:17.499	5.826
36	1:17.931	6.559
4	1:18.036	7.040
19	1:18.129	7.636
66	1:18.112	7.960
3	1:18.126	8.879
22	1:17.655	9.625
51	1:17.420	10.250
6	1:17.479	10.873
18	1:18.524	12.312
17	1:17.731	12.879
33	1:18.873	13.362
7	1:18.196	14.041
25	1:40.445	45.665

Lap 3

Nr	Lap Time	Gap
27	1:15.472	
23	1:15.915	1.943
11	1:16.039	2.621
13	1:16.025	3.218
20	1:15.993	3.625
2	1:16.040	3.996
48	1:15.663	4.612
28	1:15.787	5.151
5	1:15.846	5.771
94	1:16.109	6.463
36	1:15.986	7.073
4	1:16.105	7.673
19	1:16.292	8.456
66	1:16.401	8.889
3	1:16.195	9.602
22	1:16.074	10.227
51	1:16.065	10.843
6	1:16.232	11.633
17	1:15.360	12.767
18	1:16.570	13.410
33	1:16.509	14.399
7	1:16.557	15.126
25	1:16.066	46.259

Lap 4

Nr	Lap Time	Gap
27	1:15.148	
23	1:15.162	1.957
11	1:15.071	2.544
13	1:15.276	3.346
20	1:15.245	3.722
2	1:15.171	4.019
48	1:15.267	4.731
28	1:15.349	5.352
5	1:15.398	6.021
94	1:15.451	6.766
36	1:15.448	7.373
4	1:15.371	7.896
19	1:15.437	8.745
66	1:15.470	9.211
22	1:15.340	10.419
3	1:16.362	10.816
51	1:15.884	11.579
17	1:16.107	13.726
18	1:16.630	14.892
6	1:18.720	15.205
33	1:16.501	15.752
7	1:16.515	16.493
25	1:15.732	46.843

Lap 5

Nr	Lap Time	Gap
27	1:14.921	
23	1:15.045	2.081
11	1:15.005	2.628
13	1:14.698	3.123
20	1:14.762	3.563
2	1:14.883	3.981
48	1:14.873	4.683
28	1:14.937	5.368
5	1:14.989	6.089
94	1:15.165	7.010
36	1:15.127	7.579
4	1:15.217	8.192
19	1:15.424	9.248
66	1:15.382	9.672
22	1:15.631	11.129
3	1:15.736	11.631
51	1:15.444	12.102
17	1:15.294	14.099
18	1:16.887	16.858
6	1:16.991	17.275
33	1:16.807	17.638
7	1:16.724	18.296
25	1:15.224	47.146

Lap 6

Nr	Lap Time	Gap
27	1:14.669	
23	1:14.561	1.973
13	1:14.769	3.223
11	1:16.404	4.363
20	1:15.712	4.606
2	1:15.608	4.920
48	1:15.292	5.306
28	1:14.932	5.631
5	1:14.851	6.271
94	1:15.065	7.406
36	1:15.169	8.079
4	1:15.154	8.677
19	1:15.342	9.921
66	1:15.452	10.455
22	1:15.005	11.465
3	1:15.221	12.183
51	1:15.670	13.103
17	1:15.518	14.948
18	1:15.381	17.570
6	1:15.641	18.247
33	1:15.922	18.891
7	1:16.613	20.240
25	1:15.951	48.428

Lap 7

Nr	Lap Time	Gap
27	1:16.179	
23	1:14.695	0.489
13	1:14.430	1.474
11	1:14.756	2.940
20	1:14.942	3.369
2	1:14.892	3.633
48	1:15.228	4.355
28	1:15.384	4.836
5	1:15.518	5.610
94	1:15.181	6.408
36	1:15.187	7.087
4	1:15.296	7.794
19	1:15.197	8.939
66	1:15.153	9.429
22	1:14.936	10.222
3	1:14.942	10.946
51	1:15.836	12.760
17	1:15.477	14.246
18	1:15.336	16.727
6	1:15.188	17.256
33	1:15.729	18.441
7	1:15.295	19.356
25	1:15.761	48.010

Lap 8

Nr	Lap Time	Gap
27	1:14.030	
23	1:15.508	1.967
13	1:14.908	2.352
11	1:14.462	3.372
2	1:14.342	3.945
20	1:15.136	4.475
48	1:14.932	5.257
28	1:15.000	5.806
5	1:14.940	6.520
94	1:14.963	7.341
36	1:14.956	8.013
4	1:14.768	8.532
19	1:14.862	9.771
66	1:14.936	10.335
22	1:14.828	11.020
3	1:15.086	12.002
51	1:15.488	14.218
17	1:15.595	15.811
18	1:15.709	18.406
33	1:15.246	19.657
7	1:15.396	20.722
6	1:17.988	21.214
25	1:15.549	49.529

Lap 9

Nr	Lap Time	Gap
27	1:14.098	
13	1:14.723	2.977
11	1:14.442	3.716
2	1:14.301	4.148
20	1:14.278	4.655
48	1:14.385	5.544
28	1:14.544	6.252
5	1:14.620	7.042
94	1:15.292	8.535
36	1:15.423	9.338
4	1:15.824	10.258
19	1:15.604	11.277
66	1:16.119	12.356
23	1:24.872	12.741
22	1:16.416	13.338
3	1:15.868	13.772
51	1:15.440	15.560
17	1:15.804	17.517
18	1:15.482	19.790
33	1:15.883	21.442
6	1:15.213	22.329
7	1:16.744	23.368
25	1:15.369	50.800

Lap 10

Nr	Lap Time	Gap
27	1:13.947	
13	1:14.234	3.264
11	1:14.415	4.184
2	1:14.475	4.676
20	1:14.555	5.263
48	1:14.255	5.852
28	1:14.264	6.569
5	1:14.267	7.362
94	1:14.488	9.076
36	1:14.639	10.030
4	1:14.689	11.000
19	1:14.854	12.184
66	1:15.457	13.866
23	1:15.709	14.503
22	1:15.658	15.049
3	1:15.813	15.638
51	1:17.281	18.894
17	1:16.465	20.035
18	1:15.730	21.573
6	1:14.883	23.265
33	1:16.245	23.740
7	1:16.667	26.088
25	1:14.887	51.740

Lap 11

Nr	Lap Time	Gap
27	1:14.214	
13	1:14.052	3.102
11	1:14.350	4.320

Title Partner Global Partner Technical Partner Official Partners Local Partner
ABB Julius Bär MICHELIN TAG Heuer DHL SAUDIA Allianz BOSCH enel x BOSS modis ANTOFAGASTA MINERALS

FIA FORMULA E CHAMPIONSHIP 2019-20

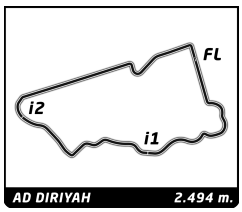

ABB FIA Formula E Championship

Round 2 - Diriyah ePrix

Race

Analysis by lap

Official Timekeeper TAGHeuer

Lapped

Nr	Lap Time	Gap
2	1:14.321	4.783
20	1:14.123	5.172
48	1:14.129	5.767
28	1:14.192	6.547
5	1:15.642	8.790
94	1:14.374	9.236
36	1:14.318	10.134
4	1:13.995	10.781
19	1:16.452	14.422
66	1:15.103	14.755
22	1:14.676	15.511
23	1:16.280	16.569
3	1:16.847	18.271
51	1:14.279	18.959
17	1:13.724	19.545
18	1:15.462	22.821
6	1:14.328	23.379
33	1:16.954	26.480
7	1:16.146	28.020
25	1:15.052	52.578

Lap 12

Nr	Lap Time	Gap
27	1:14.016	
13	1:14.083	3.169
11	1:14.172	4.476
2	1:14.261	5.028
20	1:14.511	5.667
48	1:14.399	6.150
5	1:12.713	7.487
28	1:15.606	8.137
94	1:14.290	9.510
36	1:14.267	10.385
4	1:15.871	12.636
19	1:14.022	14.428
22	1:14.756	16.251
23	1:14.070	16.623
3	1:13.842	18.097
17	1:15.503	21.032
51	1:16.493	21.436
18	1:15.019	23.824
6	1:15.378	24.741
66	1:24.267	25.006
33	1:14.718	27.182
7	1:15.324	29.328
25	1:14.823	53.385

Lap 13

Nr	Lap Time	Gap
27	1:14.274	
11	1:14.486	4.688
13	1:16.110	5.005
2	1:14.528	5.282
20	1:14.398	5.791
5	1:13.816	7.029
28	1:13.538	7.401
48	1:16.546	8.422
94	1:14.182	9.418
4	1:13.031	11.393
36	1:15.653	11.764
19	1:13.727	13.881
22	1:14.021	15.998
23	1:14.320	16.669
3	1:14.036	17.859
17	1:13.718	20.476
51	1:15.179	22.341
6	1:14.639	25.106
18	1:17.773	27.323
33	1:14.775	27.683
7	1:15.162	30.216
66	1:26.122	36.854
25	1:14.476	53.587

Lap 14

Nr	Lap Time	Gap
27	1:15.504	
13	1:17.138	6.639
11	1:20.601	9.785
5	1:24.548	16.073
28	1:26.713	18.610
48	1:26.898	19.816
20	1:30.874	21.161
4	1:25.512	21.401
36	1:26.425	22.685
94	1:29.360	23.274
19	1:26.144	24.521
22	1:25.401	25.895
23	1:25.781	26.946
3	1:27.806	30.161
17	1:48.584	53.556
51	1:48.959	55.796
6	1:47.273	56.875
18	1:46.429	58.248
33	1:48.704	1:00.883
7	1:46.990	1:01.702
66	1:44.230	1:05.580
25	1:37.591	1:15.674

Lap 15

Nr	Lap Time	Gap
27	3:58.057	
13	3:52.688	1.270
11	3:50.289	2.017
5	3:45.479	3.495
28	3:43.877	4.430
48	3:44.232	5.991
4	3:44.064	7.408
36	3:44.369	8.997
94	3:44.752	9.969
19	3:44.288	10.752
22	3:44.479	12.317
23	3:45.103	13.992
3	3:44.111	16.215
17	3:22.026	17.525
51	3:20.993	18.732
6	3:22.471	21.289
18	3:23.937	24.128
33	3:23.008	25.834
7	3:23.221	26.866
66	3:20.588	28.111
25	3:12.442	30.059
20	4:07.735	30.839

Lap 16

Nr	Lap Time	Gap
27	2:18.651	
13	2:18.236	0.855
28	2:15.452	1.231
11	2:19.058	2.424
5	2:18.096	2.940
48	2:16.807	4.147
4	2:15.959	4.716
36	2:14.929	5.275
19	2:14.619	6.720
22	2:13.626	7.292
23	2:12.722	8.063
33	2:02.291	9.474
17	2:10.638	9.512
3	2:12.346	9.910
51	2:10.165	10.246
6	2:08.524	11.162
18	2:06.113	11.590
7	2:03.964	12.179
66	2:03.320	12.780
25	2:02.110	13.518
20	2:01.733	13.921
94	2:24.473	15.791

Lap 17

Nr	Lap Time	Gap
27	1:13.827	
13	1:14.850	1.878
11	1:14.599	3.196
28	1:16.800	4.204
5	1:15.514	4.627
48	1:14.907	5.227
4	1:14.738	5.627
36	1:14.542	5.990
19	1:14.049	6.942
22	1:14.034	7.499
23	1:15.333	9.569
33	1:15.459	11.106
17	1:15.959	11.644
51	1:15.865	12.284
3	1:16.598	12.681
6	1:16.389	13.724
18	1:16.386	14.149
66	1:15.697	14.650
7	1:18.471	16.823
25	1:17.548	17.239
20	1:17.534	17.628
94	1:48.291	50.255

Lap 18

Nr	Lap Time	Gap
27	1:13.456	
11	1:13.181	2.921
28	1:12.992	3.740
5	1:14.508	5.679
4	1:14.072	6.243
48	1:15.329	7.100
36	1:14.844	7.378
19	1:14.262	7.748
22	1:14.003	8.046
23	1:14.174	10.287
13	1:23.318	11.740
17	1:14.860	13.048
33	1:16.149	13.799
51	1:15.515	14.343
3	1:15.362	14.587
6	1:14.875	15.143
66	1:15.093	16.287
18	1:15.736	16.429
25	1:13.576	17.359
7	1:15.310	18.677
20	1:16.670	20.842
94	1:16.682	53.481

Lap 19

Nr	Lap Time	Gap
27	1:13.088	
11	1:12.499	2.332
28	1:12.788	3.440
5	1:16.014	8.605
48	1:15.218	9.230
36	1:15.774	10.064
19	1:16.012	10.672
22	1:16.283	11.241
23	1:15.524	12.723
17	1:19.059	19.019
51	1:20.320	21.575
33	1:23.450	24.161
3	1:23.515	25.014
6	1:24.220	26.275
66	1:24.072	27.271
18	1:25.568	28.909
25	1:26.526	30.797
7	1:26.128	31.717
20	1:24.944	32.698
13	1:36.837	35.489
94	1:58.526	1:38.919

Lap 20

Nr	Lap Time	Gap
27	4:20.149	
11	4:19.193	1.376
28	4:19.263	2.554
5	4:16.197	4.653
48	4:17.057	6.138
36	4:17.842	7.757
19	4:18.293	8.816
22	4:19.057	10.149
23	4:19.035	11.609
17	4:13.924	12.794
51	4:12.873	14.299
33	4:12.243	16.255
3	4:13.041	17.906
6	4:13.822	19.948
66	4:14.367	21.489
18	4:14.416	23.176
25	4:15.414	26.062
7	4:16.349	27.917
20	4:17.635	30.184
13	4:17.831	33.171
94	3:15.897	34.667

Lap 21

Nr	Lap Time	Gap
27	2:40.976	
11	2:41.588	1.988
28	2:40.910	2.488
5	2:39.330	3.007
48	2:41.462	6.624
36	2:40.543	7.324
22	2:39.892	9.065
23	2:39.009	9.642
17	2:38.575	10.393
33	2:35.694	10.973
51	2:38.160	11.483
3	2:34.999	11.929
6	2:33.774	12.746
66	2:33.763	14.276
18	2:32.693	14.893
25	2:30.382	15.468
19	2:48.642	16.482
20	2:28.693	17.901
7	2:31.487	18.428
13	2:29.583	21.778
94	2:37.196	30.887

Lap 22

Nr	Lap Time	Gap
27	2:05.056	
28	2:04.399	1.831
5	2:04.594	2.545
11	2:06.178	3.110
48	2:03.289	4.857
36	2:03.241	5.509
22	2:03.314	7.323
17	2:02.934	8.271
23	2:04.475	9.061
33	2:04.957	10.874
3	2:04.353	11.226
51	2:05.968	12.395
66	2:03.418	12.638
6	2:05.620	13.310
18	2:04.035	13.872
19	2:02.946	14.372
20	2:01.734	14.579
25	2:04.824	15.236
7	2:02.117	15.489

Title Partner Global Partner Technical Partner Official Partners Local Partner

FIA FORMULA E CHAMPIONSHIP 2019-20

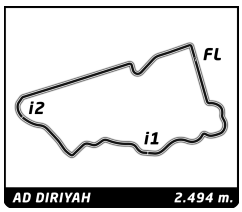

ABB FIA Formula E Championship

Round 2 - Diriyah ePrix

Race

Analysis by lap

Official Timekeeper TAGHeuer

Lapped

Nr	Lap Time	Gap
13	2:01.123	17.845
94	1:55.831	21.662

Lap 23

Nr	Lap Time	Gap
27	1:14.009	
28	1:14.632	2.454
11	1:13.879	2.980
5	1:14.789	3.325
48	1:13.866	4.714
36	1:14.714	6.214
22	1:13.438	6.752
17	1:13.626	7.888
23	1:15.393	10.445
3	1:15.058	12.275
66	1:15.041	13.670
51	1:15.900	14.286
33	1:17.789	14.654
6	1:16.026	15.327
18	1:15.884	15.747
19	1:15.743	16.106
7	1:16.227	17.707
13	1:14.514	18.350
25	1:17.960	19.187
94	1:14.594	22.247
20	1:24.878	25.448

Lap 24

Nr	Lap Time	Gap
27	1:13.568	
28	1:13.980	2.866
11	1:13.781	3.193
5	1:14.255	4.012
48	1:13.865	5.011
36	1:13.803	6.449
22	1:13.773	6.957
17	1:13.742	8.062
23	1:13.258	10.135
3	1:14.310	13.017
66	1:14.203	14.305
51	1:14.307	15.025
33	1:14.333	15.419
6	1:15.081	16.840
18	1:15.649	17.828
19	1:15.704	18.242
7	1:14.344	18.483
25	1:13.151	18.770
13	1:14.416	19.198
94	1:13.923	22.602
20	1:25.599	37.479

Lap 25

Nr	Lap Time	Gap
27	1:13.733	
28	1:13.847	2.980
11	1:13.766	3.226
5	1:13.484	3.763
48	1:13.146	4.424
36	1:13.114	5.830
22	1:13.288	6.512
17	1:13.847	8.176
23	1:13.379	9.781
3	1:14.098	13.382
66	1:13.677	14.249
51	1:13.825	15.117
33	1:14.216	15.902
6	1:13.770	16.877
18	1:13.909	18.004
19	1:14.068	18.577
25	1:14.938	19.975
7	1:15.695	20.445
13	1:15.321	20.786
94	1:15.803	24.672
20	1:13.651	37.397

Lap 26

Nr	Lap Time	Gap
27	1:13.484	
28	1:13.661	3.157
11	1:14.502	4.244
5	1:14.341	4.620
48	1:14.062	5.002
36	1:13.288	5.634
22	1:13.297	6.325
17	1:13.438	8.130
23	1:13.561	9.858
3	1:13.950	13.848
66	1:13.514	14.279
51	1:13.678	15.311
33	1:15.320	17.738
6	1:15.056	18.449
25	1:13.090	19.581
18	1:16.814	21.334
19	1:16.593	21.686
13	1:14.632	21.934
7	1:15.324	22.285
94	1:13.207	24.395
20	1:13.592	37.505

Lap 27

Nr	Lap Time	Gap
27	1:13.925	
28	1:13.355	2.587
11	1:13.336	3.655
5	1:13.474	4.169
48	1:13.622	4.699
36	1:13.504	5.213
22	1:13.625	6.025
17	1:13.791	7.996
23	1:14.849	10.782
3	1:14.020	13.943
66	1:14.013	14.367
51	1:14.050	15.436
25	1:15.595	21.251
6	1:17.124	21.648
19	1:14.660	22.421
33	1:19.196	23.009
13	1:15.244	23.253
18	1:16.478	23.887
7	1:15.782	24.142
94	1:14.077	24.547
20	1:13.626	37.206

Lap 28

Nr	Lap Time	Gap
27	1:13.884	
28	1:13.122	1.825
11	1:13.032	2.803
5	1:13.355	3.640
48	1:13.389	4.204
36	1:13.870	5.199
22	1:13.473	5.614
17	1:13.704	7.816
23	1:12.614	9.512
3	1:13.838	13.897
66	1:13.888	14.371
51	1:13.929	15.481
25	1:13.322	20.689
6	1:13.823	21.587
19	1:13.747	22.284
13	1:15.332	24.701
18	1:15.790	25.793
33	1:18.523	27.648
94	1:17.314	27.977
20	1:13.782	37.104
7	1:38.282	48.540

Lap 29

Nr	Lap Time	Gap
27	1:13.737	
28	1:13.215	1.303
11	1:13.364	2.430
5	1:13.441	3.344
48	1:13.607	4.074
36	1:13.360	4.822
22	1:13.773	5.650
17	1:13.514	7.593
23	1:15.288	11.063
3	1:14.352	14.512
66	1:14.339	14.973
51	1:13.730	15.474
25	1:12.948	19.900
6	1:13.070	20.920
19	1:13.156	21.703
13	1:12.505	23.469
18	1:14.273	26.329
33	1:17.459	31.370
94	1:17.529	31.769
20	1:13.324	36.691

Lap 30

Nr	Lap Time	Gap
27	1:13.316	
28	1:13.396	1.383
11	1:13.703	2.817
5	1:13.553	3.581
48	1:13.536	4.294
36	1:13.540	5.046
22	1:13.141	5.475
17	1:13.041	7.318
23	1:18.544	16.291
3	1:15.348	16.544
66	1:15.285	16.942
51	1:15.063	17.221
25	1:12.810	19.394
6	1:13.098	20.702
19	1:13.371	21.758
13	1:12.481	22.634
18	1:14.480	27.493
33	1:17.111	35.165
94	1:16.837	35.290
20	1:13.730	37.105

Title Partner Global Partner Technical Partner Official Partners Local Partner

FIA FORMULA E CHAMPIONSHIP 2019-20

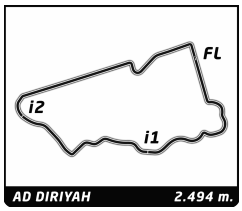

ABB FIA Formula E Championship

Round 2 - Diriyah ePrix

Race

Analysis

Official Timekeeper TAGHeuer

250KW | 235KW | ~~Invalidated Lap~~ | Personal Best | Session Best | **B** Crossing the finish line in pit lane

2 Sam BIRD — GBR

Envision Virgin Racing — Audi e-tron FE06

Lap	Time	Sector 1	Sector 2	Sector 3	Kph	Elapsed
0	26.134				81.4	26.134
1	1:19.503	26.300	22.132	31.071	112.9	1:45.637
2	1:16.730	25.313	21.353	30.064	117.0	3:02.367
3	1:16.040	24.885	21.319	29.836	118.1	4:18.407
4	1:15.171	24.503	20.974	29.694	119.4	5:33.578
5	1:14.883	24.506	20.866	29.511	119.9	6:48.461
6	1:15.608	24.329	20.890	30.389	118.7	8:04.069
7	1:14.892	24.584	20.842	29.466	119.9	9:18.961
8	1:14.342	24.193	20.730	29.419	120.8	10:33.303
9	1:14.301	24.105	20.771	29.425	120.8	11:47.604
10	1:14.475	24.334	20.760	29.381	120.6	13:02.079
11	1:14.321	24.144	20.702	29.475	120.8	14:16.400
12	1:14.261	24.171	20.686	29.404	120.9	15:30.661
13	1:14.528	24.313	20.614	29.601	120.5	16:45.189

3 Oliver TURVEY — GBR

NIO 333 FE Team — NIO FE-005

Lap	Time	Sector 1	Sector 2	Sector 3	Kph	Elapsed
0	29.166				72.9	29.166
1	1:20.526	27.652	22.076	30.798	111.5	1:49.692
2	1:18.126	25.804	22.076	30.246	114.9	3:07.818
3	1:16.195	24.878	21.453	29.864	117.8	4:24.013
4	1:16.362	24.742	21.207	30.413	117.6	5:40.375
5	1:15.736	24.758	21.134	29.844	118.5	6:56.111
6	1:15.221	24.459	21.112	29.650	119.4	8:11.332
7	1:14.942	24.333	20.929	29.680	119.8	9:26.274
8	1:15.086	24.468	21.021	29.597	119.6	10:41.360
9	1:15.868	24.286	20.956	30.626	118.3	11:57.228
10	1:15.813	24.711	21.240	29.862	118.4	13:13.041
11	1:16.847	24.245	21.050	31.552	116.8	14:29.888
12	1:13.842	24.015	20.746	29.081	121.6	15:43.730
13	1:14.036	24.144	20.758	29.134	121.3	16:57.766
14	1:27.806	24.397	21.194	42.215	102.3	18:25.572
15	3:44.111	36.995	1:22.236	1:44.880	40.1	22:09.683
16	2:12.346	50.035	25.014	57.297	67.8	24:22.029
17	1:16.598	25.422	21.146	30.030	117.2	25:38.627
18	1:15.362	24.351	20.975	30.036	119.1	26:53.989
19	1:23.515	24.738	21.186	37.591	107.5	28:17.504
20	4:13.041	38.703	1:28.467	2:05.871	35.5	32:30.545
21	2:34.999	1:11.043	50.063	33.893	57.9	35:05.544
22	2:04.353	51.495	42.725	30.133	72.2	37:09.897
23	1:15.058	24.751	20.884	29.423	119.6	38:24.955
24	1:14.310	24.065	20.753	29.492	120.8	39:39.265
25	1:14.098	24.145	20.664	29.289	121.2	40:53.363
26	1:13.950	24.003	20.606	29.341	121.4	42:07.313
27	1:14.020	23.931	20.660	29.429	121.3	43:21.333
28	1:13.838	23.970	20.560	29.308	121.6	44:35.171
29	1:14.352	23.971	20.662	29.719	120.8	45:49.523
30	1:15.348	24.072	20.459	30.817	119.2	47:04.871

4 Robin FRIJNS — NLD

Envision Virgin Racing — Audi e-tron FE06

Lap	Time	Sector 1	Sector 2	Sector 3	Kph	Elapsed
0	28.148				75.6	28.148
1	1:19.795	27.155	21.928	30.712	112.5	1:47.943
2	1:18.036	26.216	21.580	30.240	115.1	3:05.979
3	1:16.105	24.784	21.194	30.127	118.0	4:22.084
4	1:15.371	24.560	21.078	29.733	119.1	5:37.455
5	1:15.217	24.598	21.040	29.579	119.4	6:52.672
6	1:15.154	24.539	21.052	29.563	119.5	8:07.826
7	1:15.296	24.553	21.042	29.701	119.2	9:23.122
8	1:14.768	24.300	20.966	29.502	120.1	10:37.890
9	1:15.824	24.365	20.919	30.540	118.4	11:53.714
10	1:14.689	24.367	20.837	29.485	120.2	13:08.403
11	1:13.995	24.088	20.616	29.291	121.3	14:22.398
12	1:15.871	24.261	20.732	30.878	118.3	15:38.269
13	1:13.031	23.947	20.435	28.649	122.9	16:51.300
14	1:25.512	24.730	22.357	38.425	105.0	18:16.812
15	3:44.064	38.034	1:21.627	1:44.403	40.1	22:00.876
16	2:15.959	49.168	24.831	1:01.960	66.0	24:16.835
17	1:14.738	24.757	20.773	29.208	120.1	25:31.573
18	1:14.072	24.232	20.515	29.325	121.2	26:45.645

5 Stoffel VANDOORNE — BEL

Mercedes-Benz EQ Formula E Team — Mercedes-Benz EQ Silver Arrow 01

Lap	Time	Sector 1	Sector 2	Sector 3	Kph	Elapsed
0	27.223				78.2	27.223
1	1:19.734	26.733	21.962	31.039	112.6	1:46.957
2	1:17.379	25.868	21.529	29.982	116.0	3:04.336
3	1:15.846	24.977	21.182	29.687	118.4	4:20.182
4	1:15.398	24.673	21.003	29.722	119.1	5:35.580
5	1:14.989	24.519	20.941	29.529	119.7	6:50.569
6	1:14.851	24.251	20.946	29.654	120.0	8:05.420
7	1:15.518	24.834	21.051	29.633	118.9	9:20.938
8	1:14.940	24.440	20.885	29.615	119.8	10:35.878
9	1:14.620	24.133	20.876	29.611	120.3	11:50.498
10	1:14.267	24.134	20.730	29.403	120.9	13:04.765
11	1:15.642	24.112	20.716	30.814	118.7	14:20.407
12	1:12.713	23.789	20.296	28.628	123.5	15:33.120
13	1:13.816	23.925	20.495	29.396	121.6	16:46.936
14	1:24.548	26.062	21.248	37.238	106.2	18:11.484
15	3:45.479	40.408	1:19.013	1:46.058	39.8	21:56.963
16	2:18.096	48.606	24.663	1:04.827	65.0	24:15.059
17	1:15.514	24.844	20.914	29.756	118.9	25:30.573
18	1:14.508	24.106	20.698	29.704	120.5	26:45.081
19	1:16.014	23.809	20.450	31.755	118.1	28:01.095
20	4:16.197	45.037	1:24.050	2:07.110	35.0	32:17.292
21	2:39.330	1:11.022	55.294	33.014	56.4	34:56.622
22	2:04.594	42.371	48.803	33.420	72.1	37:01.216
23	1:14.789	24.404	20.742	29.643	120.0	38:16.005
24	1:14.255	24.263	20.610	29.382	120.9	39:30.260
25	1:13.484	23.938	20.423	29.123	122.2	40:43.744
26	1:14.341	24.541	20.645	29.155	120.8	41:58.085
27	1:13.474	23.931	20.467	29.076	122.2	43:11.559
28	1:13.355	23.892	20.437	29.026	122.4	44:24.914
29	1:13.441	23.881	20.529	29.031	122.3	45:38.355
30	1:13.553	23.869	20.500	29.184	122.1	46:51.908

6 Brendon HARTLEY — NZL

GEOX DRAGON — Penske EV-4

Lap	Time	Sector 1	Sector 2	Sector 3	Kph	Elapsed
0	29.669				71.7	29.669
1	1:22.664	28.982	22.338	31.344	108.6	1:52.333
2	1:17.479	25.582	21.699	30.198	115.9	3:09.812
3	1:16.232	25.049	21.545	29.638	117.8	4:26.044

Title Partner | Global Partner | Technical Partner | Official Partners | Local Partner
ABB Julius Bär MICHELIN TAG Heuer DHL SAUDIA Allianz BOSCH enel x BOSS modis ANTOFAGASTA MINERALS

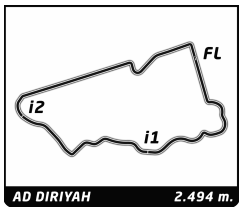

ABB FIA Formula E Championship

Round 2 - Diriyah ePrix

Race

Analysis

Official Timekeeper TAGHeuer

250KW | 235KW | ~~Invalidated Lap~~ | Personal Best | Session Best | **B** Crossing the finish line in pit lane

Lap	Time		Sector 1	Sector 2	Sector 3	Kph	Elapsed
4	1:18.720		24.857	21.289	32.574	114.1	5:44.764
5	1:16.991		25.096	21.318	30.577	116.6	7:01.755
6	1:15.641		24.767	21.091	29.783	118.7	8:17.396
7	1:15.188		24.302	20.979	29.907	119.4	9:32.584
8	1:17.988	235KW	24.470	21.297	32.221	115.1	10:50.572
9	1:15.213	235KW	24.687	21.091	29.435	119.4	12:05.785
10	1:14.883	235KW	24.541	20.985	29.357	119.9	13:20.668
11	1:14.328	235KW	24.145	20.637	29.546	120.8	14:34.996
12	1:15.378	235KW	24.418	21.019	29.941	119.1	15:50.374
13	1:14.639		24.024	20.880	29.735	120.3	17:05.013
14	1:47.273		24.790	25.144	57.339	83.7	18:52.286
15	3:22.471		32.403	1:05.718	1:44.350	44.3	22:14.757
16	2:08.524	235KW	47.746	25.830	54.948	69.9	24:23.281
17	1:16.389	235KW	25.644	21.205	29.540	117.5	25:39.670
18	1:14.875	235KW	24.223	20.856	29.796	119.9	26:54.545
19	1:24.220	235KW	24.853	21.395	37.972	106.6	28:18.765
20	4:13.822		38.536	1:28.752	2:06.534	35.4	32:32.587
21	2:33.774		1:10.678	49.759	33.337	58.4	35:06.361
22	2:05.620		51.357	42.468	31.795	71.5	37:11.981
23	1:16.026		25.071	21.043	29.912	118.1	38:28.007
24	1:15.081		24.720	20.840	29.521	119.6	39:43.088
25	1:13.770		24.099	20.526	29.145	121.7	40:56.858
26	1:15.056		23.846	21.397	29.813	119.6	42:11.914
27	1:17.124		24.406	21.697	31.021	116.4	43:29.038
28	1:13.823		24.042	20.656	29.125	121.6	44:42.861
29	1:13.070		23.645	20.406	29.019	122.9	45:55.931
30	1:13.098		23.716	20.302	29.080	122.8	47:09.029

7 Nico MÜLLER — CHE

GEOX DRAGON — Penske EV-4

Lap	Time		Sector 1	Sector 2	Sector 3	Kph	Elapsed
0	30.655					69.4	30.655
1	1:24.129		29.203	22.620	32.306	106.7	1:54.784
2	1:18.196		25.696	21.913	30.587	114.8	3:12.980
3	1:16.557		25.179	21.356	30.022	117.3	4:29.537
4	1:16.515		24.696	21.451	30.368	117.3	5:46.052
5	1:16.724		24.790	21.422	30.512	117.0	7:02.776
6	1:16.613		24.852	21.402	30.359	117.2	8:19.389
7	1:15.295		24.375	21.011	29.909	119.2	9:34.684
8	1:15.396		24.405	21.064	29.927	119.1	10:50.080
9	1:16.744		24.555	21.282	30.907	117.0	12:06.824
10	1:16.667		24.810	21.370	30.487	117.1	13:23.491
11	1:16.146		24.447	21.657	30.042	117.9	14:39.637
12	1:15.324		24.393	21.039	29.892	119.2	15:54.961
13	1:15.162		24.415	20.794	29.953	119.5	17:10.123
14	1:46.990		25.183	28.147	53.660	83.9	18:57.113
15	3:23.221		34.472	1:04.738	1:44.011	44.2	22:20.334
16	2:03.964	235KW	44.643	25.164	54.157	72.4	24:24.298
17	1:18.471	235KW	25.511	21.124	31.836	114.4	25:42.769
18	1:15.310	235KW	25.508	20.725	29.077	119.2	26:58.079
19	1:26.128	235KW	24.402	21.170	40.556	104.2	28:24.207
20	4:16.349		36.665	1:31.075	2:08.609	35.0	32:40.556
21	2:31.487	235KW	1:08.592	48.901	33.994	59.3	35:12.043
22	2:02.117	235KW	55.985	36.123	30.009	73.5	37:14.160
23	1:16.227	235KW	25.549	21.547	29.131	117.8	38:30.387
24	1:14.344	235KW	24.054	20.684	29.606	120.8	39:44.731
25	1:15.695		25.332	20.656	29.707	118.6	41:00.426
26	1:15.324		24.087	20.643	30.594	119.2	42:15.750
27	1:15.782		24.689	20.718	30.375	118.5	43:31.532
28	1:38.282 B		25.021	22.392	50.869	91.4	45:09.814

11 Lucas DI GRASSI — BRA

Audi Sport Abt Schaeffler Formula E Te — Audi e-tron FE06

Lap	Time		Sector 1	Sector 2	Sector 3	Kph	Elapsed
0	24.724					86.1	24.724
1	1:19.545		26.527	22.122	30.896	112.9	1:44.269
2	1:16.724		25.316	21.389	30.019	117.0	3:00.993
3	1:16.039		25.045	21.159	29.835	118.1	4:17.032
4	1:15.071		24.526	21.023	29.522	119.6	5:32.103
5	1:15.005		24.394	21.088	29.523	119.7	6:47.108
6	1:16.404		24.206	20.885	31.313	117.5	8:03.512
7	1:14.756		24.215	20.894	29.647	120.1	9:18.268
8	1:14.462		24.135	20.671	29.656	120.6	10:32.730
9	1:14.442		24.080	20.784	29.578	120.6	11:47.172
10	1:14.415		24.304	20.773	29.338	120.7	13:01.587
11	1:14.350		24.032	20.691	29.627	120.8	14:15.937
12	1:14.172		23.920	20.703	29.549	121.0	15:30.109
13	1:14.486		24.011	20.691	29.784	120.5	16:44.595
14	1:20.601		26.183	20.875	33.543	111.4	18:05.196
15	3:50.289		45.001	1:18.715	1:46.573	39.0	21:55.485
16	2:19.058	235KW	48.233	25.661	1:05.164	64.6	24:14.543
17	1:14.599	235KW	24.856	20.788	28.955	120.4	25:29.142
18	1:13.181	235KW	23.958	20.444	28.779	122.7	26:42.323
19	1:12.499	235KW	23.655	20.269	28.575	123.8	27:54.822
20	4:19.193	235KW	49.360	1:22.822	2:07.011	34.6	32:14.015
21	2:41.588		1:11.020	56.613	33.955	55.6	34:55.603
22	2:06.178	235KW	37.003	49.470	39.705	71.2	37:01.781
23	1:13.879	235KW	24.448	20.572	28.859	121.5	38:15.660
24	1:13.781	235KW	24.143	20.340	29.298	121.7	39:29.441
25	1:13.766	235KW	24.112	20.313	29.341	121.7	40:43.207
26	1:14.502	235KW	24.659	20.542	29.301	120.5	41:57.709
27	1:13.336		23.708	20.421	29.207	122.4	43:11.045
28	1:13.032		23.625	20.358	29.049	122.9	44:24.077
29	1:13.364		23.740	20.409	29.215	122.4	45:37.441
30	1:13.703		23.940	20.554	29.209	121.8	46:51.144

13 Antonio Félix DA COSTA — PRT

DS TECHEETAH — DS E-TENSE FE20

Lap	Time		Sector 1	Sector 2	Sector 3	Kph	Elapsed
0	25.316					84.0	25.316
1	1:19.586		26.275	22.198	31.113	112.8	1:44.902
2	1:16.702		25.160	21.461	30.081	117.1	3:01.604
3	1:16.025		24.788	21.295	29.942	118.1	4:17.629
4	1:15.276		24.275	21.103	29.898	119.3	5:32.905
5	1:14.698		24.245	20.851	29.602	120.2	6:47.603
6	1:14.769		24.284	20.805	29.680	120.1	8:02.372
7	1:14.430		24.245	20.697	29.488	120.6	9:16.802
8	1:14.908		24.031	20.836	30.041	119.9	10:31.710
9	1:14.723		24.208	20.820	29.695	120.2	11:46.433
10	1:14.234		24.108	20.625	29.501	120.9	13:00.667
11	1:14.052		23.951	20.667	29.434	121.2	14:14.719
12	1:14.083		23.852	20.769	29.462	121.2	15:28.802
13	1:16.110	235KW	23.951	20.574	31.585	118.0	16:44.912
14	1:17.138	235KW	24.844	20.630	31.664	116.4	18:02.050
15	3:52.688		47.503	1:18.146	1:47.039	38.6	21:54.738
16	2:18.236		45.599	27.572	1:05.065	64.9	24:12.974
17	1:14.850		24.554	20.696	29.600	120.0	25:27.824
18	1:23.318 B		24.017	20.526	38.775	107.8	26:51.142

Title Partner ABB | Global Partner Julius Bär | Technical Partner MICHELIN | Official Partners TAG Heuer, DHL, BMW, SAUDIA, Allianz, BOSCH, enel x, BOSS, modis, ANTOFAGASTA MINERALS | Local Partner

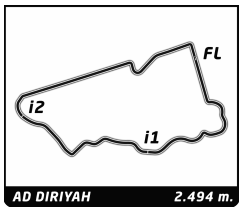

ABB FIA Formula E Championship

Round 2 - Diriyah ePrix

Race

Analysis

Official Timekeeper TAGHeuer

250KW | 235KW | ~~Invalidated Lap~~ | Personal Best | Session Best | **B** Crossing the finish line in pit lane

Lap	Time		Sector 1	Sector 2	Sector 3	Kph	Elapsed
19	1:36.837		34.682	21.427	40.728	92.7	28:27.979
20	4:17.831		37.072	1:29.851	2:10.908	34.8	32:45.810
21	2:29.583		1:07.256	46.463	35.864	60.0	35:15.393
22	2:01.123		57.068	34.456	29.599	74.1	37:16.516
23	1:14.514		24.715	20.907	28.892	120.5	38:31.030
24	1:14.416		23.896	20.662	29.858	120.7	39:45.446
25	1:15.321		25.139	20.479	29.703	119.2	41:00.767
26	1:14.632		24.175	20.620	29.837	120.3	42:15.399
27	1:15.244		24.464	20.779	30.001	119.3	43:30.643
28	1:15.332		24.926	21.437	28.969	119.2	44:45.975
29	1:12.505		23.612	20.235	28.658	123.8	45:58.480
30	1:12.481		23.576	20.183	28.722	123.9	47:10.961

17 Nyck DE VRIES — NLD

Mercedes-Benz EQ Formula E Team — Mercedes-Benz EQ Silver Arrow 01

Lap	Time		Sector 1	Sector 2	Sector 3	Kph	Elapsed
0	30.959					68.7	30.959
1	1:23.128		29.233	22.672	31.223	108.0	1:54.087
2	1:17.731		25.391	21.836	30.504	115.5	3:11.818
3	1:15.360		24.752	21.179	29.429	119.1	4:27.178
4	1:16.107		24.692	21.217	30.198	118.0	5:43.285
5	1:15.294		24.640	21.038	29.616	119.2	6:58.579
6	1:15.518		24.543	21.362	29.613	118.9	8:14.097
7	1:15.477		24.514	21.375	29.588	119.0	9:29.574
8	1:15.595		24.628	21.280	29.687	118.8	10:45.169
9	1:15.804		24.490	21.175	30.139	118.4	12:00.973
10	1:16.465		24.530	20.903	31.032	117.4	13:17.438
11	1:13.724		24.124	20.771	28.829	121.8	14:31.162
12	1:15.503		24.132	20.850	30.521	118.9	15:46.665
13	1:13.718		24.259	20.562	28.897	121.8	17:00.383
14	1:48.584		24.657	21.085	1:02.842	82.7	18:48.967
15	3:22.026		32.518	1:05.137	1:44.371	44.4	22:10.993
16	2:10.638		49.555	25.101	55.982	68.7	24:21.631
17	1:15.959		25.332	21.148	29.479	118.2	25:37.590
18	1:14.860		24.266	20.909	29.685	119.9	26:52.450
19	1:19.059		24.133	21.069	33.857	113.6	28:11.509
20	4:13.924		41.429	1:27.343	2:05.152	35.4	32:25.433
21	2:38.575		1:12.122	52.245	34.208	56.6	35:04.008
22	2:02.934		47.963	45.299	29.672	73.0	37:06.942
23	1:13.626		24.304	20.548	28.774	121.9	38:20.568
24	1:13.742		23.869	20.633	29.240	121.8	39:34.310
25	1:13.847		24.016	20.590	29.241	121.6	40:48.157
26	1:13.438		23.798	20.529	29.111	122.3	42:01.595
27	1:13.791		24.024	20.586	29.181	121.7	43:15.386
28	1:13.704		23.902	20.559	29.243	121.8	44:29.090
29	1:13.514		23.901	20.473	29.140	122.1	45:42.604
30	1:13.041		23.800	20.334	28.907	122.9	46:55.645

18 Neel JANI — CHE

TAG Heuer Porsche Formula E Team — Porsche 99X Electric

Lap	Time		Sector 1	Sector 2	Sector 3	Kph	Elapsed
0	30.140					70.6	30.140
1	1:22.587		28.745	22.586	31.256	108.7	1:52.727
2	1:18.524		25.545	21.873	31.106	114.3	3:11.251
3	1:16.570		24.805	21.266	30.499	117.3	4:27.821
4	1:16.630		24.662	21.329	30.639	117.2	5:44.451
5	1:16.887		24.879	21.243	30.765	116.8	7:01.338
6	1:15.381		24.583	21.019	29.779	119.1	8:16.719
7	1:15.336		24.275	21.029	30.032	119.2	9:32.055
8	1:15.709		24.500	21.158	30.051	118.6	10:47.764
9	1:15.482		24.387	21.050	30.045	118.9	12:03.246
10	1:15.730		24.642	21.040	30.048	118.6	13:18.976
11	1:15.462		24.334	21.015	30.113	119.0	14:34.438
12	1:15.019		24.327	20.912	29.780	119.7	15:49.457
13	1:17.773		24.227	21.063	32.483	115.4	17:07.230
14	1:46.429		24.794	26.501	55.134	84.4	18:53.659
15	3:23.937		33.545	1:05.445	1:44.947	44.0	22:17.596
16	2:06.113		45.842	25.440	54.831	71.2	24:23.709
17	1:16.386		25.604	21.199	29.583	117.5	25:40.095
18	1:15.736		24.226	20.993	30.517	118.5	26:55.831
19	1:25.568		24.965	21.277	39.326	104.9	28:21.399
20	4:14.416		37.875	1:29.898	2:06.643	35.3	32:35.815
21	2:32.693		1:10.295	49.442	32.956	58.8	35:08.508
22	2:04.035		50.819	41.440	31.776	72.4	37:12.543
23	1:15.884		24.874	21.179	29.831	118.3	38:28.427
24	1:15.649		24.772	20.907	29.970	118.7	39:44.076
25	1:13.909		24.045	20.580	29.284	121.5	40:57.985
26	1:16.814		23.919	20.808	32.087	116.9	42:14.799
27	1:16.478		24.143	20.866	31.469	117.4	43:31.277
28	1:15.790		24.702	21.726	29.362	118.5	44:47.067
29	1:14.273		24.068	20.733	29.472	120.9	46:01.340
30	1:14.480		23.989	20.901	29.590	120.5	47:15.820

19 Felipe MASSA — BRA

ROKiT Venturi Racing — Mercedes-Benz EQ silver Arrow 01

Lap	Time		Sector 1	Sector 2	Sector 3	Kph	Elapsed
0	28.590					74.4	28.590
1	1:19.856		27.317	21.848	30.691	112.4	1:48.446
2	1:18.129		26.194	21.868	30.067	114.9	3:06.575
3	1:16.292		25.066	21.400	29.826	117.7	4:22.867
4	1:15.437		24.684	21.119	29.634	119.0	5:38.304
5	1:15.424		24.636	21.289	29.499	119.0	6:53.728
6	1:15.342		24.570	21.140	29.632	119.2	8:09.070
7	1:15.197		24.447	21.053	29.697	119.4	9:24.267
8	1:14.862		24.397	20.967	29.498	119.9	10:39.129
9	1:15.604		24.165	20.914	30.525	118.8	11:54.733
10	1:14.854		24.397	20.923	29.534	119.9	13:09.587
11	1:16.452		24.070	20.801	31.581	117.4	14:26.039
12	1:14.022		24.299	20.577	29.146	121.3	15:40.061
13	1:13.727		23.947	20.649	29.131	121.8	16:53.788
14	1:26.144		24.008	21.166	40.970	104.2	18:19.932
15	3:44.288		37.479	1:23.299	1:43.510	40.0	22:04.220
16	2:14.619		51.478	25.379	57.762	66.7	24:18.839
17	1:14.049		24.464	20.553	29.032	121.2	25:32.888
18	1:14.262		24.077	20.599	29.586	120.9	26:47.150
19	1:16.012		24.510	21.421	30.081	118.1	28:03.162
20	4:18.293		46.592	1:26.140	2:05.561	34.8	32:21.455
21	2:48.642 B		1:12.329	53.001	43.312	53.2	35:10.097
22	2:02.946		53.495	37.898	31.553	73.0	37:13.043
23	1:15.743		25.283	20.878	29.582	118.5	38:28.786
24	1:15.704		24.813	20.905	29.986	118.6	39:44.490
25	1:14.068		24.241	20.502	29.325	121.2	40:58.558
26	1:16.593		24.112	20.695	31.786	117.2	42:15.151
27	1:14.660		24.425	20.620	29.615	120.3	43:29.811
28	1:13.747		24.032	20.437	29.278	121.7	44:43.558
29	1:13.156		23.789	20.287	29.080	122.7	45:56.714
30	1:13.371		23.852	20.360	29.159	122.4	47:10.085

Title Partner | Global Partner | Technical Partner | Official Partners | Local Partner
ABB Julius Bär MICHELIN TAG Heuer DHL BMW SAUDIA Allianz BOSCH enel x BOSS modis ANTOFAGASTA MINERALS

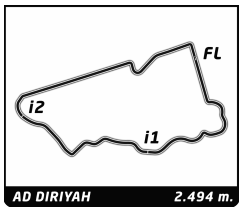

ABB FIA Formula E Championship

Round 2 - Diriyah ePrix

Race

Analysis

Official Timekeeper TAGHeuer

250KW | 235KW | ~~Invalidated Lap~~ | Personal Best | Session Best | **B** Crossing the finish line in pit lane

20 Mitch EVANS — NZL

Panasonic Jaguar Racing — Jaguar I-Type IV

Lap	Time		Sector 1	Sector 2	Sector 3	Kph	Elapsed
0	25.648					83.0	25.648
1	1:19.727		26.400	22.082	31.245	112.6	1:45.375
2	1:16.668		25.144	21.397	30.127	117.1	3:02.043
3	1:15.993		24.834	21.223	29.936	118.1	4:18.036
4	1:15.245		24.419	21.068	29.758	119.3	5:33.281
5	1:14.762		24.341	20.812	29.609	120.1	6:48.043
6	1:15.712		24.315	20.784	30.613	118.6	8:03.755
7	1:14.942		24.407	20.792	29.743	119.8	9:18.697
8	1:15.136		25.006	20.761	29.369	119.5	10:33.833
9	1:14.278		24.234	20.717	29.327	120.9	11:48.111
10	1:14.555		24.228	20.798	29.529	120.4	13:02.666
11	1:14.123		24.102	20.736	29.285	121.1	14:16.789
12	1:14.511		24.252	20.814	29.445	120.5	15:31.300
13	1:14.398		24.126	20.779	29.493	120.7	16:45.698
14	1:30.874 B		27.126	23.908	39.840	98.8	18:16.572
15	4:07.735		1:32.154	52.419	1:43.162	36.2	22:24.307
16	2:01.733		45.993	23.127	52.613	73.8	24:26.040
17	1:17.534		25.223	21.209	31.102	115.8	25:43.574
18	1:16.670	235KW	25.057	20.775	30.838	117.1	27:00.244
19	1:24.944	235KW	24.603	20.827	39.514	105.7	28:25.188
20	4:17.635		38.048	1:30.491	2:09.096	34.8	32:42.823
21	2:28.693	235KW	1:08.221	47.710	32.762	60.4	35:11.516
22	2:01.734	235KW	55.385	36.305	30.044	73.8	37:13.250
23	1:24.878 B	235KW	25.445	20.859	38.574	105.8	38:38.128
24	1:25.599	235KW	34.677	21.586	29.336	104.9	40:03.727
25	1:13.651		23.866	20.668	29.117	121.9	41:17.378
26	1:13.592		23.771	20.445	29.376	122.0	42:30.970
27	1:13.626		24.008	20.588	29.030	121.9	43:44.596
28	1:13.782		24.028	20.636	29.118	121.7	44:58.378
29	1:13.324		23.985	20.379	28.960	122.4	46:11.702
30	1:13.730		24.031	20.492	29.207	121.8	47:25.432

22 Oliver ROWLAND — GBR

Nissan e.dams — Nissan IM02

Lap	Time		Sector 1	Sector 2	Sector 3	Kph	Elapsed
0	29.531					72.0	29.531
1	1:21.378		28.117	22.342	30.919	110.3	1:50.909
2	1:17.655		25.609	21.878	30.168	115.6	3:08.564
3	1:16.074		25.066	21.247	29.761	118.0	4:24.638
4	1:15.340		24.785	20.991	29.564	119.2	5:39.978
5	1:15.631		24.673	21.227	29.731	118.7	6:55.609
6	1:15.005		24.478	21.048	29.479	119.7	8:10.614
7	1:14.936		24.343	20.846	29.747	119.8	9:25.550
8	1:14.828		24.346	20.919	29.563	120.0	10:40.378
9	1:16.416		24.254	20.722	31.440	117.5	11:56.794
10	1:15.658		24.678	21.141	29.839	118.7	13:12.452
11	1:14.676		24.220	20.874	29.582	120.2	14:27.128
12	1:14.756		24.132	20.592	30.032	120.1	15:41.884
13	1:14.021		24.054	20.480	29.487	121.3	16:55.905
14	1:25.401		23.913	20.869	40.619	105.1	18:21.306
15	3:44.479		36.945	1:23.708	1:43.826	40.0	22:05.785
16	2:13.626	235KW	50.889	25.115	57.622	67.2	24:19.411
17	1:14.034	235KW	24.558	20.569	28.907	121.3	25:33.445
18	1:14.003	235KW	24.055	20.403	29.545	121.3	26:47.448
19	1:16.283	235KW	24.587	21.398	30.298	117.7	28:03.731
20	4:19.057		47.037	1:26.587	2:05.433	34.7	32:22.788
21	2:39.892	235KW	1:12.491	52.218	35.183	56.2	35:02.680
22	2:03.314	235KW	47.654	45.721	29.939	72.8	37:05.994
23	1:13.438	235KW	24.242	20.550	28.646	122.3	38:19.432
24	1:13.773	235KW	23.910	20.362	29.501	121.7	39:33.205
25	1:13.288		23.972	20.309	29.007	122.5	40:46.493
26	1:13.297		23.860	20.467	28.970	122.5	41:59.790
27	1:13.625		23.987	20.486	29.152	121.9	43:13.415
28	1:13.473		23.729	20.469	29.275	122.2	44:26.888
29	1:13.773		24.019	20.480	29.274	121.7	45:40.661
30	1:13.141		23.817	20.316	29.008	122.8	46:53.802

23 Sébastien BUEMI — CHE

Nissan e.dams — Nissan IM02

Lap	Time		Sector 1	Sector 2	Sector 3	Kph	Elapsed
0	24.445					87.0	24.445
1	1:19.376		26.198	22.172	31.006	113.1	1:43.821
2	1:16.618		25.309	21.307	30.002	117.2	3:00.439
3	1:15.915		24.955	21.092	29.868	118.3	4:16.354
4	1:15.162		24.617	20.839	29.706	119.5	5:31.516
5	1:15.045		24.508	20.871	29.666	119.6	6:46.561
6	1:14.561		24.204	20.706	29.651	120.4	8:01.122
7	1:14.695		24.240	20.802	29.653	120.2	9:15.817
8	1:15.508		24.451	21.069	29.988	118.9	10:31.325
9	1:24.872		24.120	20.753	39.999	105.8	11:56.197
10	1:15.709		24.946	21.174	29.589	118.6	13:11.906
11	1:16.280	235KW	24.293	20.839	31.148	117.7	14:28.186
12	1:14.070	235KW	24.319	20.663	29.088	121.2	15:42.256
13	1:14.320	235KW	24.468	20.716	29.136	120.8	16:56.576
14	1:25.781	235KW	24.361	21.049	40.371	104.7	18:22.357
15	3:45.103		37.321	1:23.371	1:44.411	39.9	22:07.460
16	2:12.722	235KW	51.121	25.156	56.445	67.6	24:20.182
17	1:15.333	235KW	24.838	21.205	29.290	119.2	25:35.515
18	1:14.174	235KW	24.264	20.562	29.348	121.0	26:49.689
19	1:15.524	235KW	24.362	20.929	30.233	118.9	28:05.213
20	4:19.035		46.695	1:26.936	2:05.404	34.7	32:24.248
21	2:39.009		1:12.318	52.199	34.492	56.5	35:03.257
22	2:04.475		47.934	45.518	31.023	72.1	37:07.732
23	1:15.393		25.044	20.981	29.368	119.1	38:23.125
24	1:13.258		23.887	20.387	28.984	122.6	39:36.383
25	1:13.379		23.887	20.454	29.038	122.4	40:49.762
26	1:13.561		23.883	20.516	29.162	122.1	42:03.323
27	1:14.849	250KW	23.860	20.575	30.414	120.0	43:18.172
28	1:12.614		23.576	20.198	28.840	123.6	44:30.786
29	1:15.288		24.706	20.903	29.679	119.3	45:46.074
30	1:18.544		23.481	20.057	35.006	114.3	47:04.618

25 Jean-Éric VERGNE — FRA

DS TECHEETAH — DS E-TENSE FE20

Lap	Time		Sector 1	Sector 2	Sector 3	Kph	Elapsed
0	31.567					67.4	31.567
1	1:32.592 B		29.685	22.968	39.939	97.0	2:04.159
2	1:40.445		48.487	21.663	30.295	89.4	3:44.604
3	1:16.066		24.805	21.135	30.126	118.0	5:00.670
4	1:15.732		24.510	21.089	30.133	118.6	6:16.402
5	1:15.224		24.332	21.003	29.889	119.4	7:31.626
6	1:15.951		24.775	21.114	30.062	118.2	8:47.577
7	1:15.761		24.539	21.119	30.103	118.5	10:03.338
8	1:15.549		24.478	21.132	29.939	118.8	11:18.887

Title Partner Global Partner Technical Partner Official Partners Local Partner

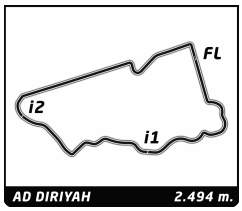

ABB FIA Formula E Championship

Round 2 - Diriyah ePrix

Race

Analysis

Official Timekeeper TAGHeuer

250KW | 235KW | ~~Invalidated Lap~~ | Personal Best | Session Best | **B** Crossing the finish line in pit lane

Lap	Time		Sector 1	Sector 2	Sector 3	Kph	Elapsed
9	1:15.369		24.570	21.028	29.771	119.1	12:34.256
10	1:14.887		24.350	20.772	29.765	119.9	13:49.143
11	1:15.052		24.250	20.965	29.837	119.6	15:04.195
12	1:14.823		24.268	20.936	29.619	120.0	16:19.018
13	1:14.476		24.079	20.877	29.520	120.6	17:33.494
14	1:37.591		32.128	28.895	36.568	92.0	19:11.085
15	3:12.442		36.073	52.769	1:43.600	46.7	22:23.527
16	2:02.110	235KW	46.003	23.335	52.772	73.5	24:25.637
17	1:17.548	235KW	25.282	21.238	31.028	115.8	25:43.185
18	1:13.576	235KW	24.107	20.505	28.964	122.0	26:56.761
19	1:26.526	235KW	24.649	21.417	40.460	103.8	28:23.287
20	4:15.414		37.146	1:30.041	2:08.227	35.2	32:38.701
21	2:30.382		1:09.318	49.429	31.635	59.7	35:09.083
22	2:04.824		51.807	40.228	32.789	71.9	37:13.907
23	1:17.960	235KW	25.356	21.690	30.914	115.2	38:31.867
24	1:13.151	235KW	23.928	20.428	28.795	122.7	39:45.018
25	1:14.938	235KW	24.308	20.342	30.288	119.8	40:59.956
26	1:13.090	235KW	23.656	20.238	29.196	122.8	42:13.046
27	1:15.595	235KW	23.732	21.536	30.327	118.8	43:28.641
28	1:13.322		23.920	20.367	29.035	122.5	44:41.963
29	1:12.948		23.706	20.274	28.968	123.1	45:54.911
30	1:12.810		23.520	20.244	29.046	123.3	47:07.721

27 Alexander SIMS — GBR

BMW i ANDRETTI MOTORSPORT — BMW iFE.20

Lap	Time		Sector 1	Sector 2	Sector 3	Kph	Elapsed
0	23.255					91.5	23.255
1	1:18.801		25.905	21.771	31.125	113.9	1:42.056
2	1:16.883		25.367	21.299	30.217	116.8	2:58.939
3	1:15.472		24.743	20.803	29.926	119.0	4:14.411
4	1:15.148		24.342	20.641	30.165	119.5	5:29.559
5	1:14.921		24.374	20.774	29.773	119.8	6:44.480
6	1:14.669		24.426	20.583	29.660	120.2	7:59.149
7	1:16.179	235KW	24.171	20.639	31.369	117.9	9:15.328
8	1:14.030	235KW	24.026	20.631	29.373	121.3	10:29.358
9	1:14.098	235KW	24.032	20.708	29.358	121.2	11:43.456
10	1:13.947	235KW	24.088	20.590	29.269	121.4	12:57.403
11	1:14.214	235KW	23.930	20.543	29.741	121.0	14:11.617
12	1:14.016		23.850	20.674	29.492	121.3	15:25.633
13	1:14.274		24.110	20.641	29.523	120.9	16:39.907
14	1:15.504		24.066	20.544	30.894	118.9	17:55.411
15	3:58.057		53.537	1:17.748	1:46.772	37.7	21:53.468
16	2:18.651	235KW	45.603	28.375	1:04.673	64.8	24:12.119
17	1:13.827	235KW	24.095	20.469	29.263	121.6	25:25.946
18	1:13.456	235KW	24.082	20.404	28.970	122.2	26:39.402
19	1:13.088	235KW	23.746	20.221	29.121	122.8	27:52.490
20	4:20.149	235KW	51.066	1:21.932	2:07.151	34.5	32:12.639
21	2:40.976		1:11.284	55.764	33.928	55.8	34:53.615
22	2:05.056		36.489	49.202	39.365	71.8	36:58.671
23	1:14.009		24.289	20.483	29.237	121.3	38:12.680
24	1:13.568		23.868	20.369	29.331	122.0	39:26.248
25	1:13.733		23.877	20.301	29.555	121.8	40:39.981
26	1:13.484		23.812	20.328	29.344	122.2	41:53.465
27	1:13.925		23.796	20.635	29.494	121.5	43:07.390
28	1:13.884		24.017	20.621	29.246	121.5	44:21.274
29	1:13.737		23.987	20.510	29.240	121.8	45:35.011
30	1:13.316		23.673	20.363	29.280	122.5	46:48.327

28 Maximilian GÜNTHER — DEU

BMW i ANDRETTI MOTORSPORT — BMW iFE.20

Lap	Time		Sector 1	Sector 2	Sector 3	Kph	Elapsed
0	27.168					78.3	27.168
1	1:19.384		26.238	21.939	31.207	113.1	1:46.552
2	1:17.223		25.849	21.347	30.027	116.3	3:03.775
3	1:15.787		24.946	21.129	29.712	118.5	4:19.562
4	1:15.349		24.644	21.040	29.665	119.2	5:34.911
5	1:14.937		24.434	21.011	29.492	119.8	6:49.848
6	1:14.932		24.306	20.906	29.720	119.8	8:04.780
7	1:15.384		24.923	20.923	29.538	119.1	9:20.164
8	1:15.000		24.496	20.839	29.665	119.7	10:35.164
9	1:14.544		24.177	20.749	29.618	120.4	11:49.708
10	1:14.264		24.090	20.707	29.467	120.9	13:03.972
11	1:14.192		24.155	20.658	29.379	121.0	14:18.164
12	1:15.606	235KW	24.016	20.657	30.933	118.8	15:33.770
13	1:13.538	235KW	23.975	20.333	29.230	122.1	16:47.308
14	1:26.713	235KW	25.969	21.372	39.372	103.5	18:14.021
15	3:43.877		38.603	1:19.447	1:45.827	40.1	21:57.898
16	2:15.452		48.780	24.148	1:02.524	66.3	24:13.350
17	1:16.800	235KW	24.678	21.053	31.069	116.9	25:30.150
18	1:12.992	235KW	23.944	20.310	28.738	123.0	26:43.142
19	1:12.788	235KW	23.787	20.275	28.726	123.4	27:55.930
20	4:19.263	235KW	49.053	1:23.237	2:06.973	34.6	32:15.193
21	2:40.910		1:10.723	56.741	33.446	55.8	34:56.103
22	2:04.399		40.169	49.046	35.184	72.2	37:00.502
23	1:14.632		24.538	20.514	29.580	120.3	38:15.134
24	1:13.980		24.139	20.383	29.458	121.4	39:29.114
25	1:13.847		23.988	20.323	29.536	121.6	40:42.961
26	1:13.661		24.364	20.272	29.025	121.9	41:56.622
27	1:13.355		23.844	20.393	29.118	122.4	43:09.977
28	1:13.122		23.768	20.317	29.037	122.8	44:23.099
29	1:13.215		23.770	20.275	29.170	122.6	45:36.314
30	1:13.396		23.920	20.364	29.112	122.3	46:49.710

33 MA Qing Hua — CHN

NIO 333 FE Team — NIO FE-005

Lap	Time		Sector 1	Sector 2	Sector 3	Kph	Elapsed
0	30.561					69.6	30.561
1	1:22.867		28.784	22.535	31.548	108.3	1:53.428
2	1:18.873		25.633	21.706	31.534	113.8	3:12.301
3	1:16.509		25.082	21.458	29.969	117.4	4:28.810
4	1:16.501		24.933	21.369	30.199	117.4	5:45.311
5	1:16.807		25.031	21.295	30.481	116.9	7:02.118
6	1:15.922		24.960	21.289	29.673	118.3	8:18.040
7	1:15.729		24.663	21.185	29.881	118.6	9:33.769
8	1:15.246		24.708	21.009	29.529	119.3	10:49.015
9	1:15.883		24.737	21.086	30.060	118.3	12:04.898
10	1:16.245		24.767	21.068	30.410	117.8	13:21.143
11	1:16.954	235KW	24.541	21.215	31.198	116.7	14:38.097
12	1:14.718	235KW	24.582	20.653	29.483	120.2	15:52.815
13	1:14.775	235KW	24.551	20.948	29.276	120.1	17:07.590
14	1:48.704	235KW	25.953	27.778	54.973	82.6	18:56.294
15	3:23.008		33.966	1:04.778	1:44.264	44.2	22:19.302
16	2:02.291		44.798	25.197	52.296	73.4	24:21.593
17	1:15.459		24.837	21.176	29.446	119.0	25:37.052
18	1:16.149		24.358	20.978	30.813	117.9	26:53.201
19	1:23.450		24.738	21.262	37.450	107.6	28:16.651

Title Partner Global Partner Technical Partner Official Partners Local Partner

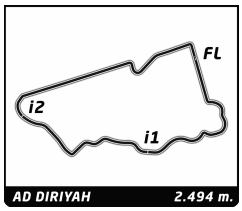

ABB FIA Formula E Championship

Round 2 - Diriyah ePrix

Race

Analysis

Official Timekeeper TAGHeuer

250KW | 235KW | ~~Invalidated Lap~~ | Personal Best | Session Best | **B** Crossing the finish line in pit lane

36 André LOTTERER — DEU

TAG Heuer Porsche Formula E Team — Porsche 99X Electric

Lap	Time	Sector 1	Sector 2	Sector 3	Kph	Elapsed
0	28.011				76.0	28.011
1	1:19.556	26.863	21.884	30.809	112.9	1:47.567
2	1:17.931	26.147	21.707	30.077	115.2	3:05.498
3	1:15.986	24.909	21.226	29.851	118.2	4:21.484
4	1:15.448	24.651	21.005	29.792	119.0	5:36.932
5	1:15.127	24.592	20.931	29.604	119.5	6:52.059
6	1:15.169	24.477	21.009	29.683	119.4	8:07.228
7	1:15.187	24.652	20.958	29.577	119.4	9:22.415
8	1:14.956	24.489	20.907	29.560	119.8	10:37.371
9	1:15.423	24.508	20.758	30.157	119.0	11:52.794
10	1:14.639	24.470	20.801	29.368	120.3	13:07.433
11	1:14.318	24.221	20.652	29.445	120.8	14:21.751
12	1:14.267	24.187	20.751	29.329	120.9	15:36.018
13	1:15.653	24.207	20.586	30.860	118.7	16:51.671
14	1:26.425	24.628	22.280	39.517	103.9	18:18.096
15	3:44.369	37.627	1:22.245	1:44.497	40.0	22:02.465
16	2:14.929	50.091	23.552	1:01.286	66.5	24:17.394
17	1:14.542	24.565	20.750	29.227	120.4	25:31.936
18	1:14.844	24.272	20.562	30.010	120.0	26:46.780
19	1:15.774	24.358	21.079	30.337	118.5	28:02.554
20	4:17.842	46.021	1:25.566	2:06.255	34.8	32:20.396
21	2:40.543	1:11.984	53.538	35.021	55.9	35:00.939
22	2:03.241	44.348	48.783	30.110	72.9	37:04.180
23	1:14.714	24.662	20.711	29.341	120.2	38:18.894
24	1:13.803	24.043	20.328	29.432	121.7	39:32.697
25	1:13.114	23.776	20.228	29.110	122.8	40:45.811
26	1:13.288	23.883	20.365	29.040	122.5	41:59.099
27	1:13.504	23.949	20.385	29.170	122.1	43:12.603
28	1:13.870	23.803	20.389	29.678	121.5	44:26.473
29	1:13.360	23.725	20.423	29.212	122.4	45:39.833
30	1:13.540	23.968	20.320	29.252	122.1	46:53.373

48 Edoardo MORTARA — CHE

ROKiT Venturi Racing — Mercedes-Benz EQ Silver Arrow 01

Lap	Time	Sector 1	Sector 2	Sector 3	Kph	Elapsed
0	26.625				79.9	26.625
1	1:19.687	26.278	22.072	31.337	112.7	1:46.312
2	1:17.048	25.810	21.130	30.108	116.5	3:03.360
3	1:15.663	24.881	21.145	29.637	118.7	4:19.023
4	1:15.267	24.658	21.004	29.605	119.3	5:34.290
5	1:14.873	24.498	20.912	29.463	119.9	6:49.163
6	1:15.292	24.445	20.874	29.973	119.2	8:04.455
7	1:15.228	24.994	20.824	29.410	119.3	9:19.683
8	1:14.932	24.660	20.882	29.390	119.8	10:34.615
9	1:14.385	24.130	20.797	29.458	120.7	11:49.000
10	1:14.255	24.066	20.810	29.379	120.9	13:03.255
11	1:14.129	24.122	20.807	29.200	121.1	14:17.384
12	1:14.399	24.209	20.773	29.417	120.7	15:31.783
13	1:16.546	24.336	20.647	31.563	117.3	16:48.329
14	1:26.898	25.151	21.982	39.765	103.3	18:15.227
15	3:44.232	38.673	1:21.274	1:44.285	40.0	21:59.459
16	2:16.807	48.762	23.945	1:04.100	65.6	24:16.266
17	1:14.907	24.654	20.818	29.435	119.9	25:31.173
18	1:15.329	24.130	20.582	30.617	119.2	26:46.502
19	1:15.218	24.295	20.991	29.932	119.4	28:01.720
20	4:17.057	45.502	1:25.369	2:06.186	34.9	32:18.777
21	2:41.462	1:11.817	54.542	35.103	55.6	35:00.239
22	2:03.289	43.034	49.409	30.846	72.8	37:03.528
23	1:13.866	24.622	20.552	28.692	121.5	38:17.394
24	1:13.865	24.039	20.560	29.266	121.6	39:31.259
25	1:13.146	23.903	20.377	28.866	122.7	40:44.405
26	1:14.062	24.393	20.582	29.087	121.2	41:58.467
27	1:13.622	24.206	20.493	28.923	122.0	43:12.089
28	1:13.389	23.928	20.470	28.991	122.3	44:25.478
29	1:13.607	24.111	20.538	28.958	122.0	45:39.085
30	1:13.536	24.000	20.431	29.105	122.1	46:52.621

51 James CALADO — GBR

Panasonic Jaguar Racing — Jaguar I-Type IV

Lap	Time	Sector 1	Sector 2	Sector 3	Kph	Elapsed
0	30.112				70.7	30.112
1	1:21.657	28.122	22.285	31.250	110.0	1:51.769
2	1:17.420	25.630	21.671	30.119	116.0	3:09.189
3	1:16.065	25.139	21.242	29.684	118.0	4:25.254
4	1:15.884	24.959	21.209	29.716	118.3	5:41.138
5	1:15.444	24.718	21.064	29.662	119.0	6:56.582
6	1:15.670	24.744	21.164	29.762	118.7	8:12.252
7	1:15.836	24.880	21.033	29.923	118.4	9:28.088
8	1:15.488	24.532	20.915	30.041	118.9	10:43.576
9	1:15.440	24.453	20.915	30.072	119.0	11:59.016
10	1:17.281	24.392	20.835	32.054	116.2	13:16.297
11	1:14.279	24.064	20.765	29.450	120.9	14:30.576
12	1:16.493	24.254	20.847	31.392	117.4	15:47.069
13	1:15.179	24.533	21.063	29.583	119.4	17:02.248
14	1:48.959	24.634	21.207	1:03.118	82.4	18:51.207
15	3:20.993	32.064	1:04.919	1:44.010	44.7	22:12.200
16	2:10.165	49.329	25.033	55.803	69.0	24:22.365
17	1:15.865	25.613	21.042	29.210	118.3	25:38.230
18	1:15.515	24.348	20.751	30.416	118.9	26:53.745
19	1:20.320	24.524	21.206	34.590	111.8	28:14.065
20	4:12.873	39.848	1:27.972	2:05.053	35.5	32:26.938
21	2:38.160	1:12.093	51.684	34.383	56.8	35:05.098
22	2:05.968	51.049	43.257	31.662	71.3	37:11.066
23	1:15.900	25.068	20.703	30.129	118.3	38:26.966
24	1:14.307	24.426	20.585	29.296	120.8	39:41.273
25	1:13.825	24.184	20.558	29.083	121.6	40:55.098
26	1:13.678	23.888	20.581	29.209	121.9	42:08.776
27	1:14.050	24.073	20.595	29.382	121.2	43:22.826
28	1:13.929	24.160	20.567	29.202	121.4	44:36.755
29	1:13.730	23.888	20.543	29.299	121.8	45:50.485
30	1:15.063	24.238	20.628	30.197	119.6	47:05.548

Title Partner | Global Partner | Technical Partner | Official Partners | Local Partner

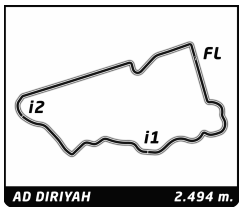

ABB FIA Formula E Championship

Round 2 - Diriyah ePrix

Race

Analysis

Official Timekeeper TAGHeuer

250KW | 235KW | ~~Invalidated Lap~~ | Personal Best | Session Best | **B** Crossing the finish line in pit lane

66 Daniel ABT — DEU

Audi Sport Abt Schaeffler Formula E Te — Audi e-tron FE06

Lap	Time		Sector 1	Sector 2	Sector 3	Kph	Elapsed
0	28.707					74.1	28.707
1	1:20.080		27.713	21.804	30.563	112.1	1:48.787
2	1:18.112		26.196	21.871	30.045	114.9	3:06.899
3	1:16.401		25.221	21.276	29.904	117.5	4:23.300
4	1:15.470		24.733	21.068	29.669	119.0	5:38.770
5	1:15.382		24.652	21.170	29.560	119.1	6:54.152
6	1:15.452		24.630	21.043	29.779	119.0	8:09.604
7	1:15.153		24.410	21.003	29.740	119.5	9:24.757
8	1:14.936		24.501	21.009	29.426	119.8	10:39.693
9	1:16.119		24.302	21.028	30.789	118.0	11:55.812
10	1:15.457		24.667	21.049	29.741	119.0	13:11.269
11	1:15.103		24.405	20.799	29.899	119.5	14:26.372
12	1:24.267 B		24.485	20.614	39.168	106.5	15:50.639
13	1:26.122		34.517	21.698	29.907	104.3	17:16.761
14	1:44.230		26.718	24.914	52.598	86.1	19:00.991
15	3:20.588		32.663	1:04.239	1:43.686	44.8	22:21.579
16	2:03.320	235KW	44.652	25.003	53.665	72.8	24:24.899
17	1:15.697	235KW	25.585	20.855	29.257	118.6	25:40.596
18	1:15.093	235KW	24.236	20.787	30.070	119.6	26:55.689
19	1:24.072	235KW	24.673	21.025	38.374	106.8	28:19.761
20	4:14.367		38.477	1:29.191	2:06.699	35.3	32:34.128
21	2:33.763	235KW	1:10.456	49.579	33.728	58.4	35:07.891
22	2:03.418	235KW	50.427	42.135	30.856	72.7	37:11.309
23	1:15.041	235KW	25.183	20.728	29.130	119.6	38:26.350
24	1:14.203	235KW	24.333	20.664	29.206	121.0	39:40.553
25	1:13.677		24.067	20.373	29.237	121.9	40:54.230
26	1:13.514		23.918	20.474	29.122	122.1	42:07.744
27	1:14.013		23.938	20.598	29.477	121.3	43:21.757
28	1:13.888		24.044	20.403	29.441	121.5	44:35.645
29	1:14.339		23.876	20.567	29.896	120.8	45:49.984
30	1:15.285		24.030	20.420	30.835	119.3	47:05.269

94 Pascal WEHRLEIN — DEU

Mahindra Racing — Mahindra M6Electro

Lap	Time		Sector 1	Sector 2	Sector 3	Kph	Elapsed
0	27.611					77.1	27.611
1	1:19.655		26.783	21.950	30.922	112.7	1:47.266
2	1:17.499		25.934	21.625	29.940	115.9	3:04.765
3	1:16.109		25.052	21.219	29.838	118.0	4:20.874
4	1:15.451		24.492	21.059	29.900	119.0	5:36.325
5	1:15.165		24.432	21.035	29.698	119.4	6:51.490
6	1:15.065		24.577	20.782	29.706	119.6	8:06.555
7	1:15.181		24.588	21.007	29.586	119.4	9:21.736
8	1:14.963		24.369	20.925	29.669	119.8	10:36.699
9	1:15.292		24.233	20.768	30.291	119.2	11:51.991
10	1:14.488		24.286	20.671	29.531	120.5	13:06.479
11	1:14.374		24.226	20.558	29.590	120.7	14:20.853
12	1:14.290		24.310	20.578	29.402	120.9	15:35.143
13	1:14.182		24.169	20.526	29.487	121.0	16:49.325
14	1:29.360		26.432	22.301	40.627	100.5	18:18.685
15	3:44.752		37.796	1:22.274	1:44.682	39.9	22:03.437
16	2:24.473 B	235KW	50.300	24.444	1:09.729	62.1	24:27.910
17	1:48.291	235KW	56.900	21.670	29.721	82.9	26:16.201
18	1:16.682	235KW	25.343	21.424	29.915	117.1	27:32.883
19	1:58.526	235KW	26.576	37.986	53.964	75.8	29:31.409
20	3:15.897		30.207	34.248	2:11.442	45.8	32:47.306
21	2:37.196		1:08.530	45.138	43.528	57.1	35:24.502
22	1:55.831		55.279	30.338	30.214	77.5	37:20.333
23	1:14.594		24.721	20.720	29.153	120.4	38:34.927
24	1:13.923		24.104	20.478	29.341	121.5	39:48.850
25	1:15.803	235KW	24.113	20.562	31.128	118.4	41:04.653
26	1:13.207	235KW	24.086	20.421	28.700	122.6	42:17.860
27	1:14.077	235KW	23.801	20.373	29.903	121.2	43:31.937
28	1:17.314	235KW	25.080	22.715	29.519	116.1	44:49.251
29	1:17.529	235KW	24.969	22.559	30.001	115.8	46:06.780
30	1:16.837		24.455	22.045	30.337	116.8	47:23.617

Title Partner ABB | Global Partner Julius Bär | Technical Partner MICHELIN | Official Partners TAG Heuer, DHL, BMW, SAUDIA, Allianz, BOSCH, enel x, BOSS, modis, ANTOFAGASTA MINERALS | Local Partner

FIA FORMULA E CHAMPIONSHIP 2019-20

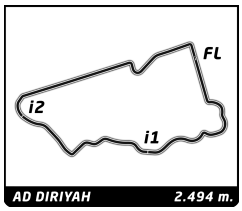

Round 2 - Diriyah ePrix

ABB FIA Formula E Championship

Race

Weather Report

Official Timekeeper TAGHeuer

Air Temperature

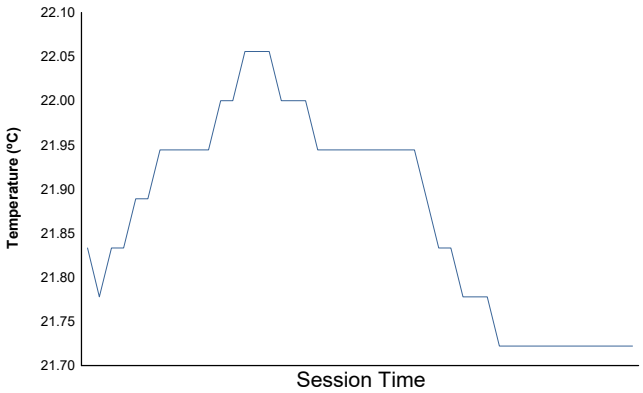

Track Temperature

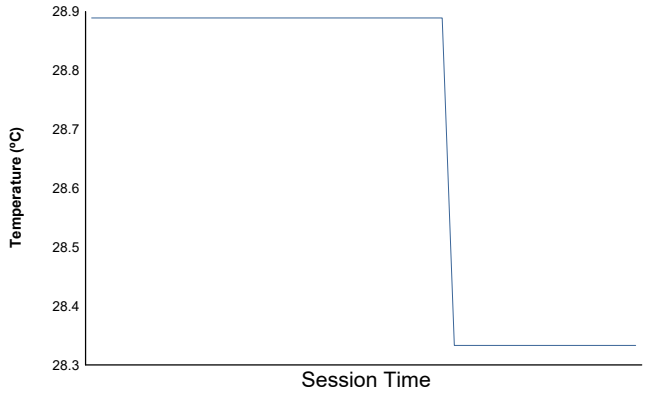

Humidity

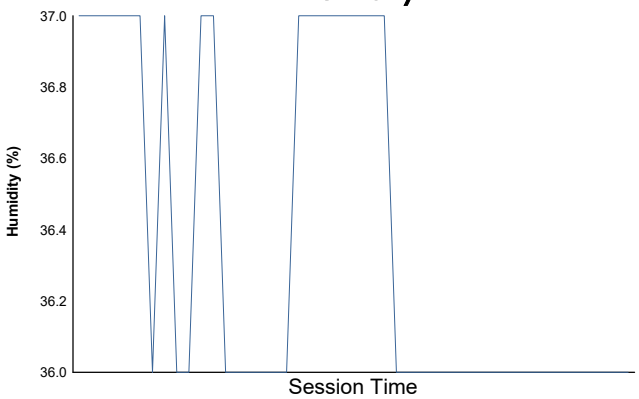

Pressure

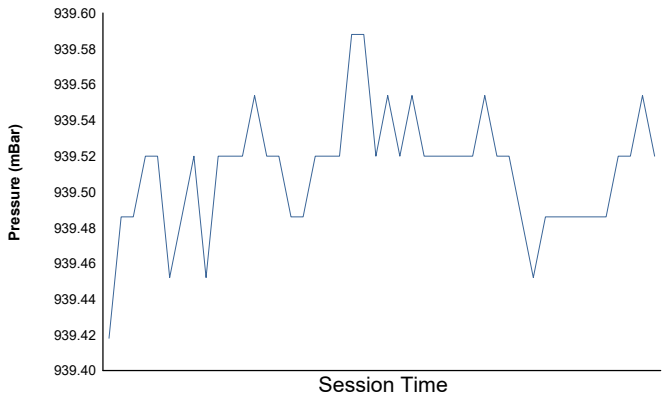

Wind Speed

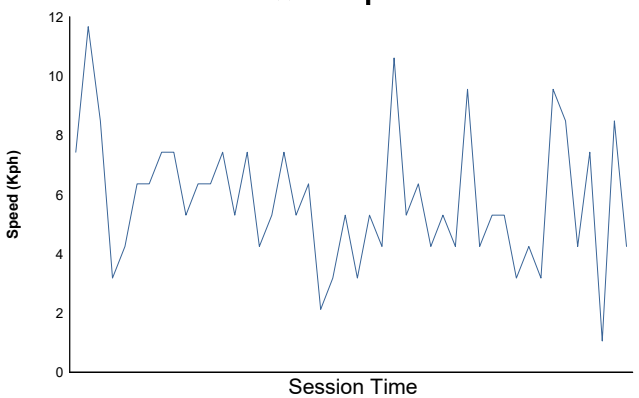

Wind direction

North = 0º/360º Est = 90º South = 180º West= 270º

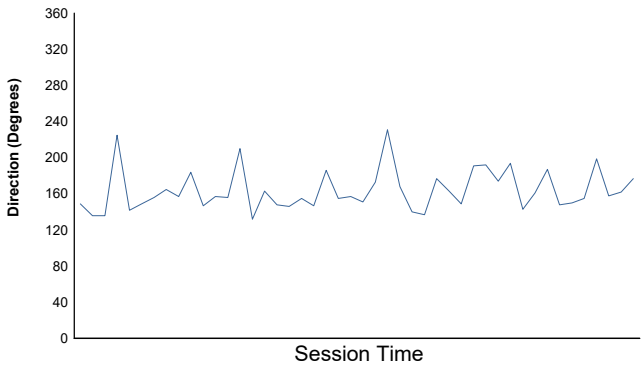

Track Status: **DRY**

Title Partner Global Partner Technical Partner Official Partners Local Partner