

2016-2017 FIA FORMULA E - ROUND 6 PARIS

Date: 19/05/2017

Time: 18:00

Driver's & Team Manager's Briefing

Document: V-01

From: The FIA Formula E Championship Race Director
To: All drivers & Competitors
Cc: The Stewards of the Meeting
The Clerk of the Course
The Secretary of the Meeting

DRIVERS BRIEFING

Based on timetable # 3
Details for the Race
Pits Open: 15.23
Pits Close: 15.33
Start of the Race: 16.03 (Grid Positioning)

1 Discuss any issues from the previous Event

1.1 Reminder of pit lane behaviour and limitations of team guests in pit lane.

2 **EVENT NOTES**

2.1 The Control/Finish line, which is used for timing purposes, is located just before the pit exit with the flag station on Drivers Left. The Start line has an offset of 400 m from the Control/Finish line.

2.2 The entry to the pits is on the **LHS** before **T12**. The pit lane begins at the blue line beside the speed limit sign and ends at the blue line at the pit exit lights. A speed limit of **50 km/h maximum** and **48 km/h minimum** will be enforced in the pit lane for the race. **The minimum speed may not be controlled in the roundabout section of pit lane due to the configuration of the corner, but cars must not travel unnecessarily slow in this section.**

2.3 **Except for overtaking a car in the fast lane, which has technical problems, the use of the working lane, is not allowed.**

2.4 **Overtaking a car in the pit lane roundabout is not allowed.**

2.5 A blue flashing light will be positioned to the driver's LHS at pit exit: this will warn drivers leaving the pits of others cars approaching on the track.

2.6 A repeater light for the Pit Exit is located on drivers RHS just past the eDams garage.

2.7 A driver who abandons a car must leave it in neutral or with the clutch disengaged, with the steering wheel in place & with DRIVER MASTER SWITCH in OFF position. Openings big enough to

accommodate a car are indicated by orange boards on guardrails. The drivers must use these openings wherever possible. Emergency windows in debris fences to allow driver to leave the track are shown with **green exit signs**.

- 2.8 All around the circuit you will find small boards with an “F”. These indicate the presence of a fire marshal post.
- 2.9 Race distance: 49 laps (max. 60 minutes+ 1lap), GP Start, **Pole Position on the LHS**.
- 2.10 After the chequered flag for the Race has been shown all cars must proceed directly to their pit garage in parc fermé conditions, except the first 3 cars, they must stop at the FIA garage. The drivers must proceed directly to the podium ceremony with overalls still worn.
- 2.11 After qualifying the cars will move to the FIA garage first and must follow the instructions of the technical delegate. Once released from the FIA garage the cars must be parked under parc fermé conditions in the inner lane in front of their pit garage.
- 2.12 Practice starts may be carried out on the track at the end of each non-qualifying practice session. Any car on the track when the chequered flag is shown may then instead of entering the pits, **proceed directly to the grid** and make a practice start.

All drivers carrying out a practice must do so by pulling as far forward on the grid as possible and, if necessary, should wait for others to carry out a start before getting to a grid position further forward. Under no circumstances should a driver make a practice start if another car is still stationary in front of him on the same side of the grid.

- 2.14 At the beginning (within the first 10 minutes) of Non-Qualifying Practice 1 a Full Course Yellow (FCY) simulation will occur. The FCY will last approximately 30 seconds.

3 QUALIFYING AND SUPER POLE

- 3.1 During Qualifying and Super Pole the Blue Flag on the Dashboard has the same meaning as a blue flag on the track by the marshals and therefore is mandatory.
- 3.2 The drivers taking part in the super pole will be allowed to enter their car 5 minutes before the start of the Super Pole.
- 3.3 The 1st driver in the Super Pole may enter the fast lane 5 minutes before the Super Pole session begins
- 3.4 Any driver taking part (except for the 1st driver) in the Super Pole may enter the fast lane and proceed to the pit exit line, when the previous car has left the pit lane, under the supervision of the marshals.
- 3.5 Drivers are advised to set a minimum lap time in their “In-Lap” no less than 120% from their best lap time set in the Super Pole or Qualifying.
- 3.6 Any Driver, which causes the Qualifying Session to stop (Red Flag) or neutralizes the session (FCY) will lose their fast time.
- 3.7 **Any Driver who crashes (or contacts the barrier and cannot continue) between T12 and T13 will have their previous lap time disallowed.**

4 FULL COURSE YELLOW

- 4.1 There will be 10-second countdown by radio from Race Control to drivers and teams. When the countdown is at 0, the boards and flags will be shown on the track. The maximum time to reduce speed to 50 km/h is 5 seconds.
- 4.2 There will be also a 10-second countdown from FCY back to green.
- 4.3 Only the speed (not the distance between the cars) will be policed by race control.

5 TRACK

5.1 Pit Exit/Entry Lines:

- When entering the pit lane, drivers must not cross the blue pit entry line from RHS to LHS.
- Cars on the racing surface **may cross the blue pit entry line**.
- When leaving the pit lane, drivers must not cross the blue pit exit line from LHS to RHS and take care of cars on the track, please use your mirrors!

6 THE RACE

- 6.1 There will be a grand prix start. The light signals are located in the middle of the track on the gantry. An “F1 start light system” will be used. Move from the “dummy grid” into grid positions when the green lights illuminate. When all cars are in their position, the green lights will be switched off and after approximately **10 seconds** the red starting lights will be illuminated one by one. The start will be given by extinguishing all the red lights.
- 6.2 If a car has stalled on the grid and the start must be aborted, this procedure will happen:
- 6.3 Yellow/amber flashing abort lights together with a “START DELAYED” board will be shown.
- 6.4 Keep your car ready to move.
- 6.5 The Marshals will place any stalled cars in a safe location.
- 6.6 When the abort lights will be switched OFF, the starting lights sequence will start a minimum of 15 seconds later. **In addition, there will be information from the Race Director about the delay and further information 20 seconds before the restart by radio.**
- 6.7 Suspending a race – Red flag situation:
When the order is given to suspend the race, Red flag will be shown at all marshal posts and the abort lights to be shown at the Line.
Overtaking is forbidden, and the pit exit will be closed.
All cars must proceed slowly to the entry of the pit lane. The first car to arrive in the pit lane should proceed directly to the pit exit **and stop at the red flag line** staying in the fast lane; all other cars should form up in a line behind the first car.
Any cars unable to return to the pit lane as a result of the track being blocked will be brought back and

will be arranged in the order they occupied before the race was suspended.

Any cars in the pit lane or pit entry at the time the race was suspended will be arranged in the order they occupied before the race was suspended.

The safety car will then be driven to the front of the line of cars in the fast lane.

The re-start of the Race will start be announced on the timing monitor. In all cases, at least a 10 minute warning will be given.

7 PIT STOPS

For safety reasons a reference time for the mandatory change of car has been established. This reference time will take into account the time taken between the Pit entry and Pit exit loops including the time required to change cars. **For this event the time is 70 seconds.**

8 SAFETY CAR

- 8.1 The Safety Car may be brought into operation to neutralize the Race. Please fully acquaint yourselves with the Safety Car procedures before the race. You are reminded that **you may only leave the pits under the Safety Car procedure when the pit exit lights are green.**
- 8.2 Under certain circumstances the Safety Car may use the pit lane if, for example, the track is blocked between the pit entry and the pit exit. Therefore, if the Safety Car enters the pit lane and the lights remain on, drivers must follow it into the pits.
- 8.3 All competing cars must form up in line behind the safety car no more than 10 car lengths apart and overtaking is forbidden. When the race director calls in the safety car, it must extinguish its yellow/orange lights, which will be the signal to the drivers that it will be entering the pit lane at the end of that lap.
- 8.4 The last point where the yellow/orange lights will be switched off is between **Turns 7 and 8.**
- 8.5 No overtaking is allowed before the Safety Car Line.

9 LEAVING THE TRACK

- 9.1 Competitors are reminded of Chapter IV of Appendix "L" of the International Sporting Code – The Code of Conduct on Circuits. All drivers are advised to read this.
- 9.2 The drivers must use the track at all times. The lines defining the track edges are considered to be part of the track (but the kerbs are not) and a driver will be judged to have left the track if no part of the car remains in contact with the track.
- 9.3 Any person driving outside the track as delineated by the lines at the edge of the track to gain an advantage may be penalized.
- 9.4 Anyone leaving the circuit and rejoining in a dangerous manner, causing another competitor to change his line/direction or hitting another competitor will be requested to meet with the Stewards.

10 REPEATED CHANGE OF DIRECTION



10.1 Change of direction during Non-Qualifying Practice, Qualifying or the Race to prevent another car from overtaking will be reported to the Stewards. Only one change of direction is permissible. (Chapter IV of Appendix "L" of the International Sporting Code)

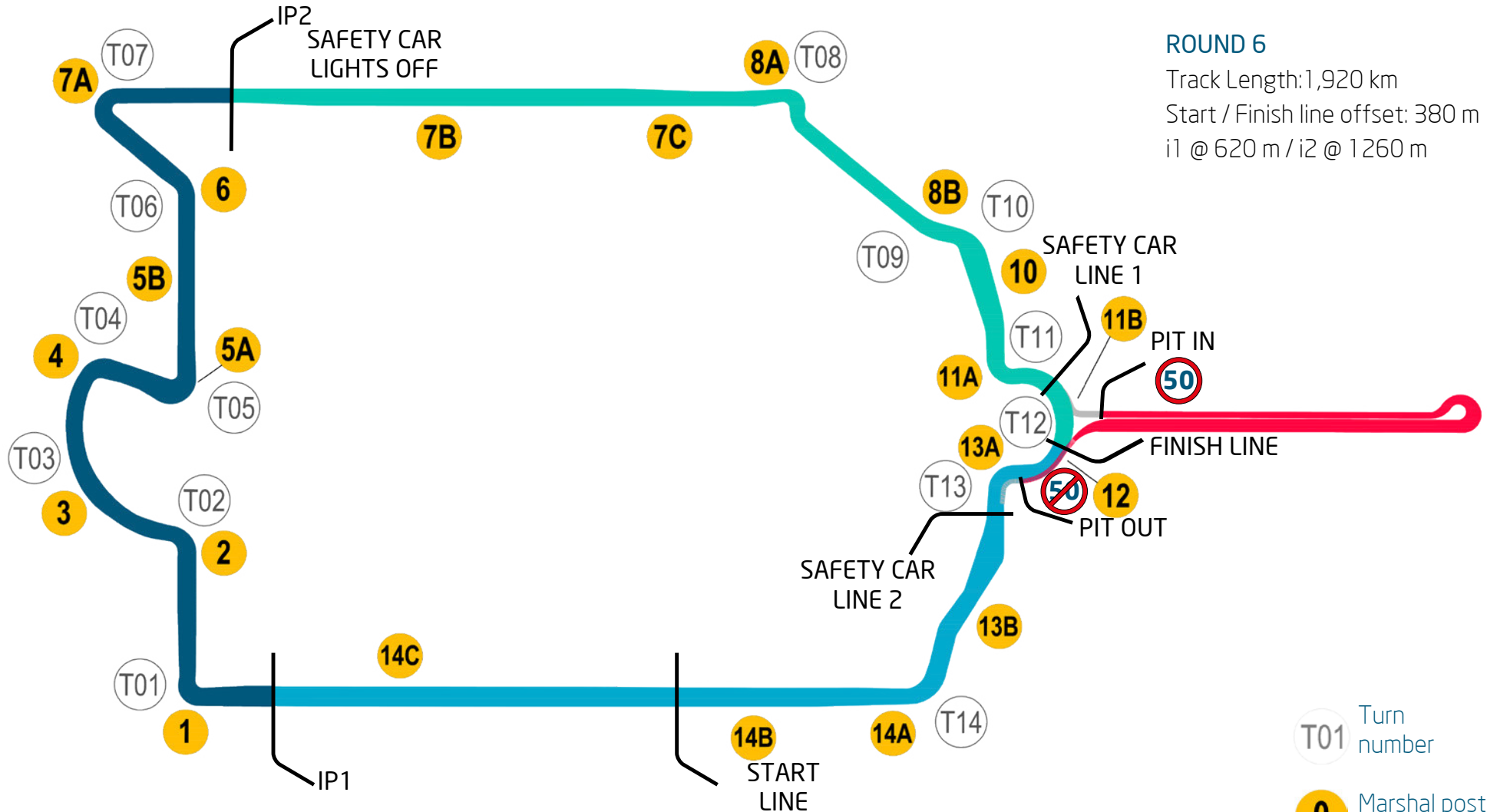
A handwritten signature in blue ink, appearing to read 'Scot E Elkins'.

Scot E Elkins
FIA Formula E Championship Race Director

Attached: Circuit Map
 Pit Lane Map

PARIS ePrix

19 & 20 Mai 2017



ROUND 6

Track Length: 1,920 km
 Start / Finish line offset: 380 m
 i1 @ 620 m / i2 @ 1260 m

T01 Turn number

0 Marshal post number

Global Partner




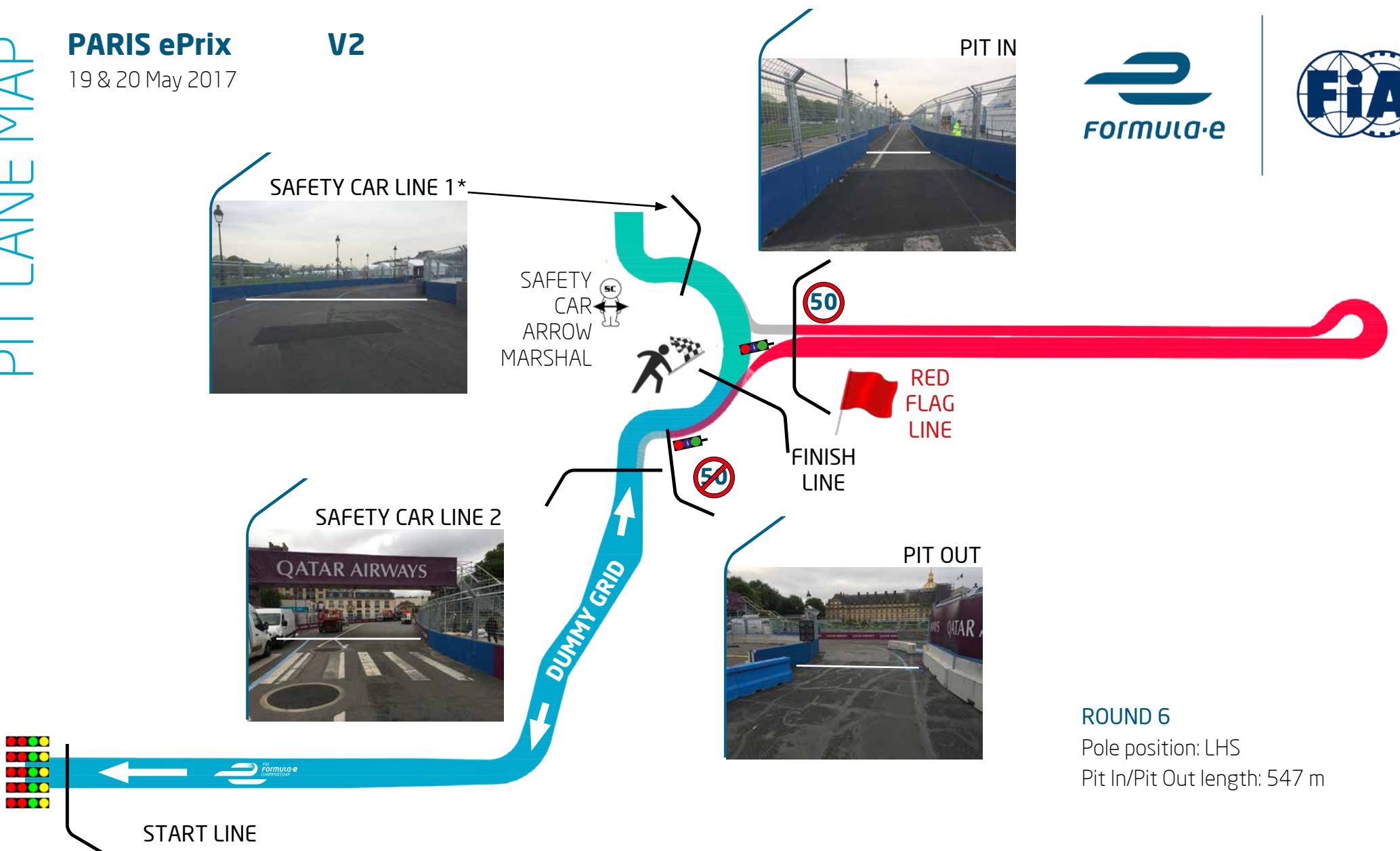
Official Partners



PARIS ePrix

19 & 20 May 2017

V2



ROUND 6

Pole position: LHS

Pit In/Pit Out length: 547 m

*Pit exit lights will turn red when the Safety car reaches this point

Global Partner



Official Partners

